

**Health Leadership High School
Financial Update
October 28, 2020**

A. BARs

	<u>BAR #</u>	<u>Fund Description</u>	<u>Type</u>	<u>Amount</u>
1				

B. Payroll & Accounts Payable Payment Vouchers

- 1 September 2020
- 2

C. Financial Statement Reports - as of September 30, 2020

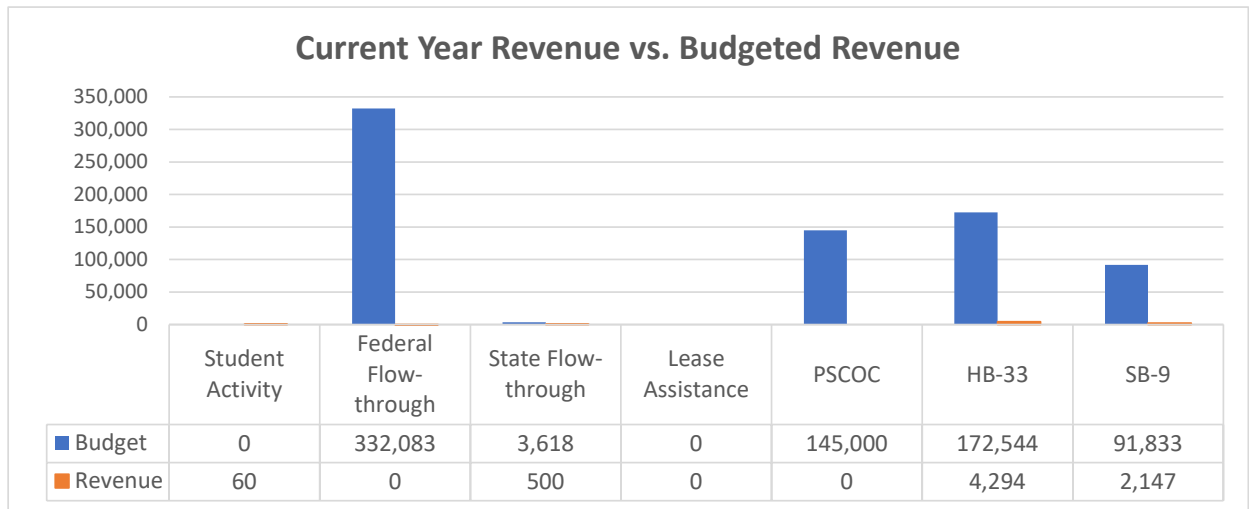
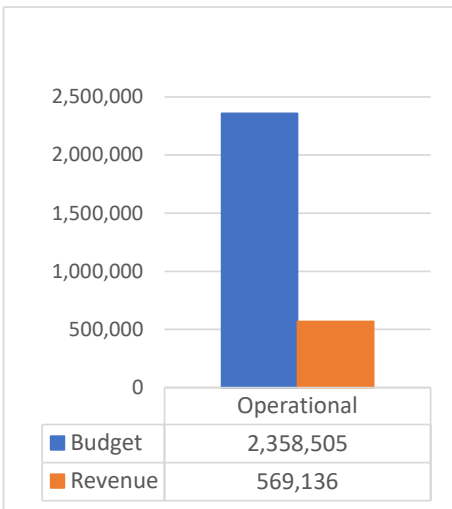
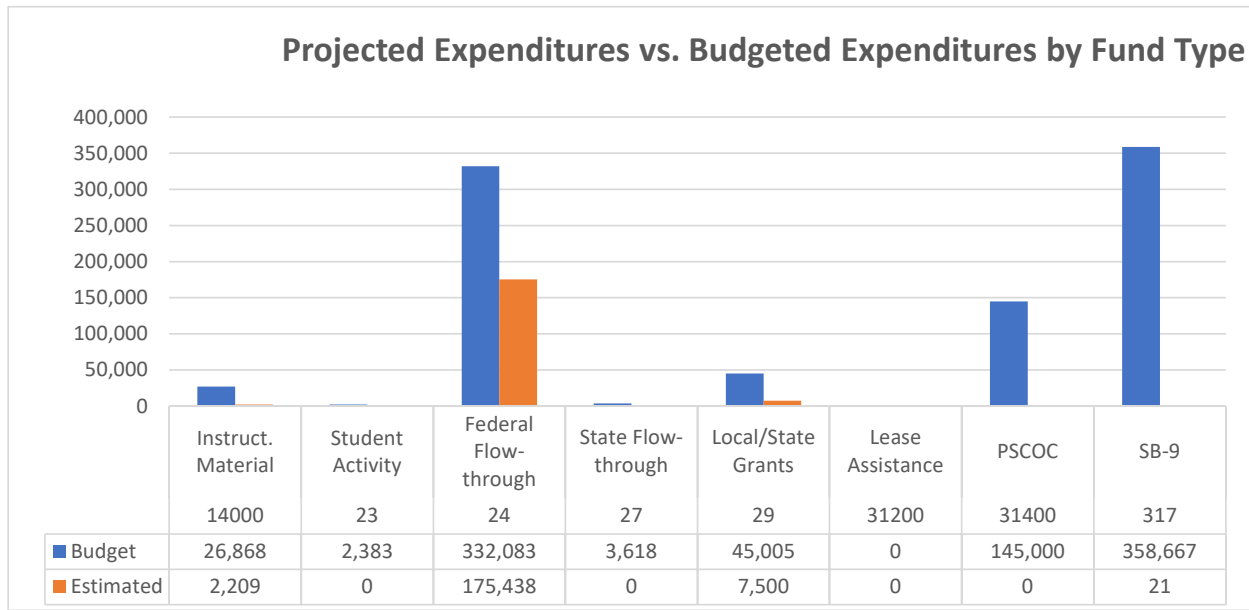
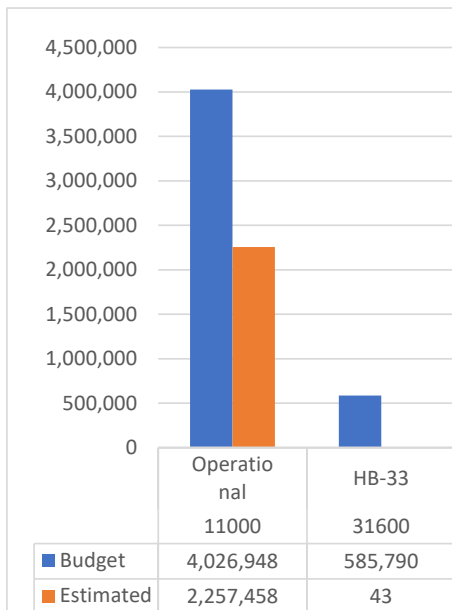
- 1 Recommended Change
- 2 Financial Analysis
- 3 Bank Reconciliations

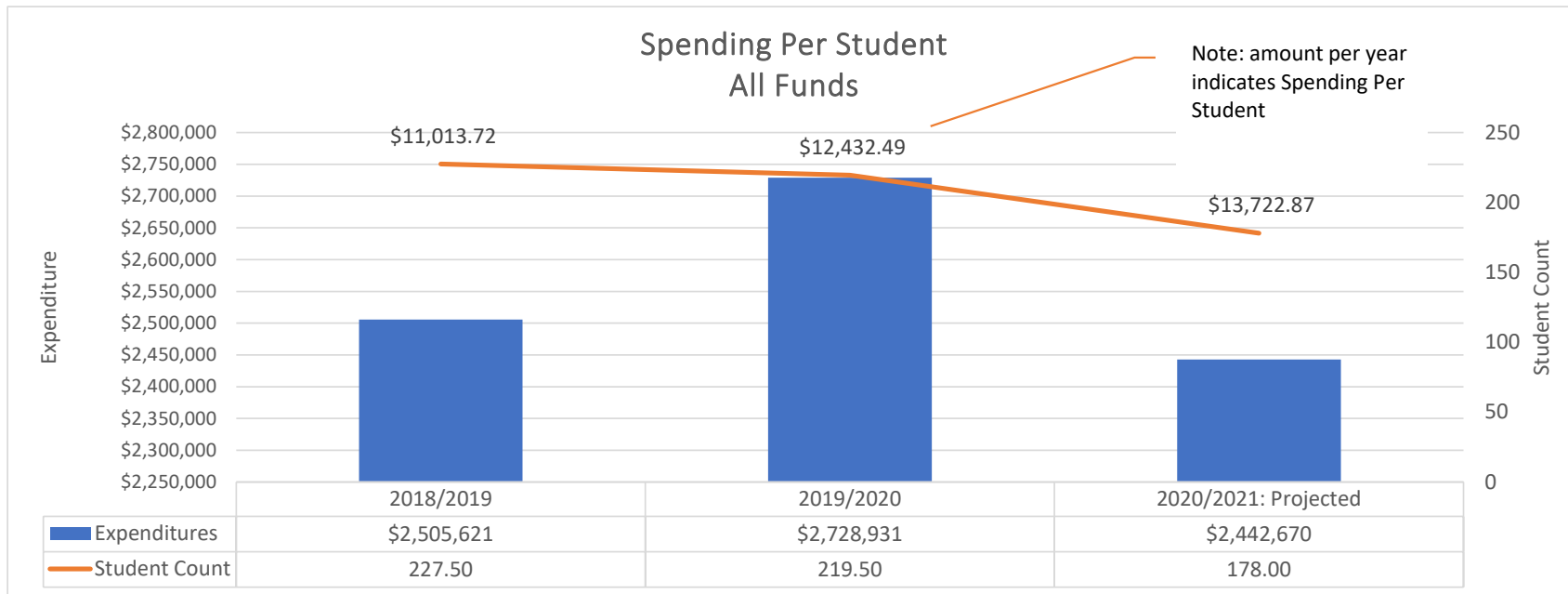
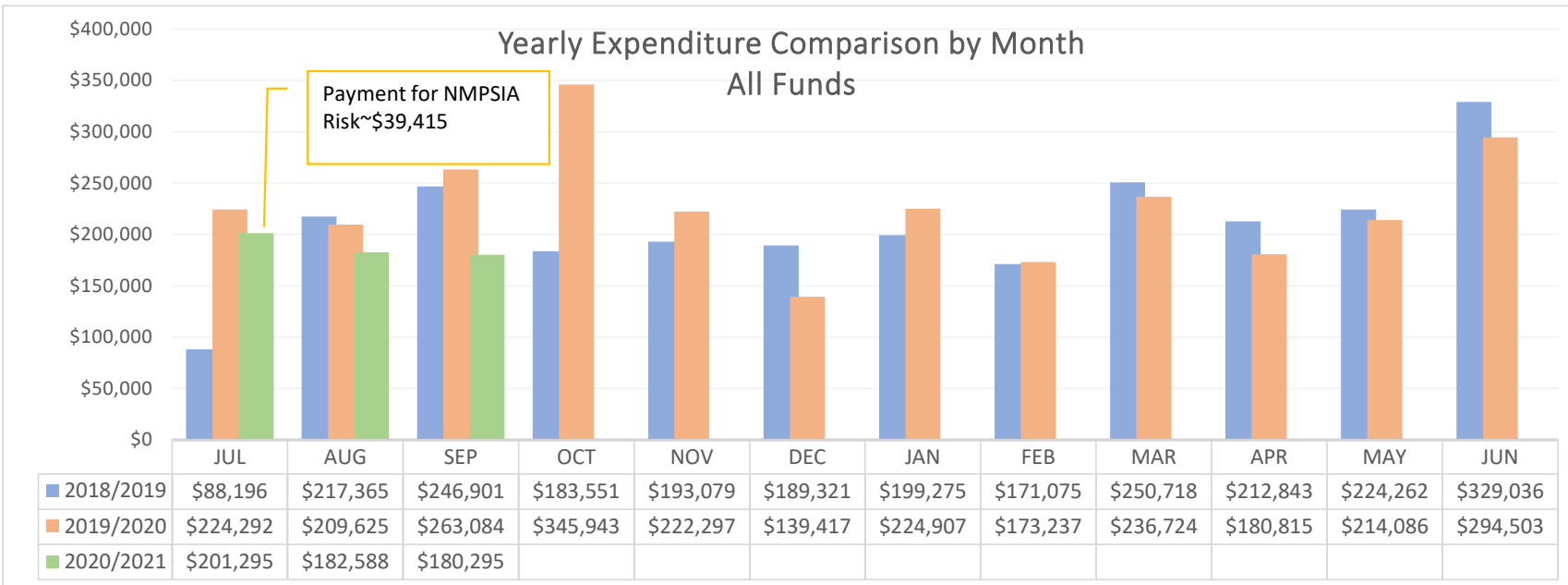
D. Other

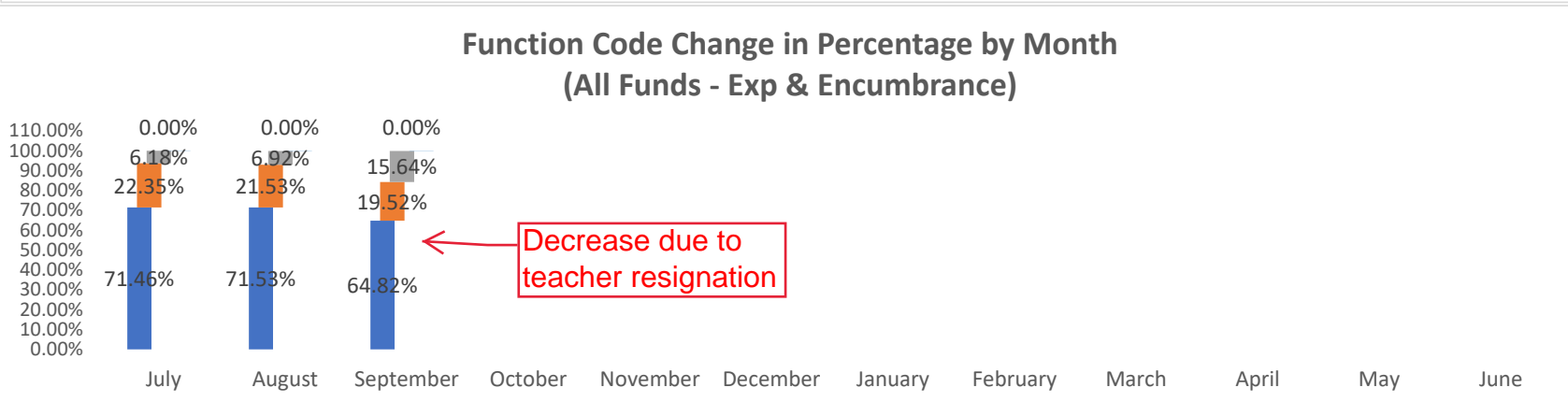
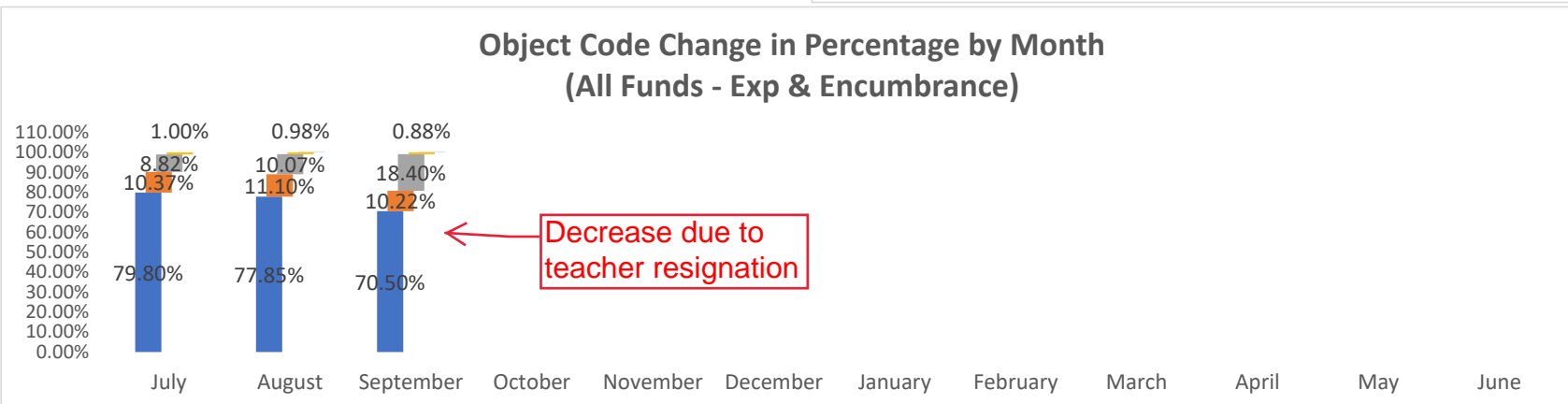
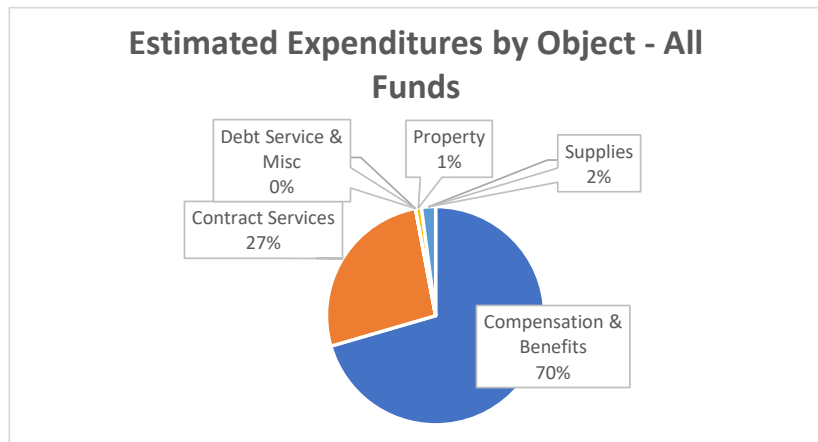
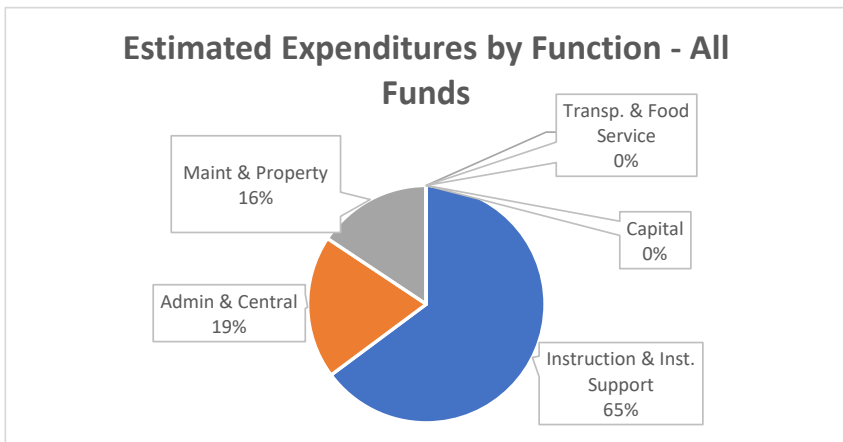
- 1
- 2
- 3
- 4
- 5

Health Leadership High School

Expenditure Analytical Review
As of September 30, 2020







Health Leadership High School

Check Report

Begin Date: 09/01/2020; End Date: 09/30/2020; Check Type: Accounts Payable; Payee: [All]; Bank: [All]; Accounting Cycle: FY20-21; Limit Results to This Cycle: Yes; Account Expression: [All]; Show Detail by Voucher: Yes; Created On: 10/19/2020 1:54:56 PM

Check Date	Check Number	Payee	Type	Amount
09/01/2020	3404	Accountability And Compliance Resources LLC	Accounts Payable	\$489.61
09/01/2020	3405	CenturyLink Communications, LLC	Accounts Payable	\$63.65
09/01/2020	3406	inAccord P.C.	Accounts Payable	\$2,157.50
09/01/2020	3407	Kayde Solomakos	Accounts Payable	\$4,828.00
09/01/2020	3408	NM Gas Company	Accounts Payable	\$28.52
09/01/2020	3409	Orkin Pest Control	Accounts Payable	\$87.91
09/10/2020	3410	Ephesus Inc	Accounts Payable	\$111.11
09/10/2020	3411	NMACES	Accounts Payable	\$11,224.39
09/16/2020	3417	Jive Communications	Accounts Payable	\$685.02
09/16/2020	3418	KUNM	Accounts Payable	\$200.00
09/16/2020	3419	Moss Adams LLP	Accounts Payable	\$323.63
09/16/2020	3420	SportsDecal. INC	Accounts Payable	\$600.00
09/24/2020	3421	Alarm Research Inc.	Accounts Payable	\$362.30
09/24/2020	3422	Amazon.com	Accounts Payable	\$606.41
09/24/2020	3423	Chavez Cleaning Service	Accounts Payable	\$2,353.83
09/24/2020	3424	Comnet Consulting, Inc.	Accounts Payable	\$118.66
09/24/2020	3425	InMotion Hosting, Inc.	Accounts Payable	\$132.86
09/24/2020	3426	Orkin Pest Control	Accounts Payable	\$87.91
09/29/2020		Chyno, Ltd. Co.	Accounts Payable	\$19,132.73
09/29/2020		PNM	Accounts Payable	\$822.59
09/29/2020	3430	Accountability And Compliance Resources LLC	Accounts Payable	\$489.61
09/29/2020	3431	Comnet Consulting, Inc.	Accounts Payable	\$2,966.56
09/29/2020	3432	Ephesus Inc	Accounts Payable	\$147.11
09/29/2020	3433	Jessica Bussetti	Accounts Payable	\$29.17
09/29/2020	3434	NM Gas Company	Accounts Payable	\$29.65
09/29/2020	3435	SW Regional Education Cooperative	Accounts Payable	\$90.00
09/29/2020	3436	U-Stor-It	Accounts Payable	\$119.00
09/29/2020	3437	Superior Building Maintenance Inc	Accounts Payable	\$701.19
Sub Total				\$48,988.92

Health Leadership High School

Check Report

Begin Date: 09/01/2020; End Date: 09/30/2020; Check Type: Accounts Payable; Payee: [All]; Bank: [All]; Accounting Cycle: FY20-21; Limit Results to This Cycle: Yes; Account Expression: [All]; Show Detail by Voucher: Yes; Created On: 10/19/2020 1:54:57 PM

Voucher Number	Bank Name	Account Number	Check Number	Payee	Amount	Type
AP21016	NM Bank and Trust	120106281		Chyno, Ltd. Co.	\$19,132.73	Accounts Payable
Vendor	PO Number	Invoice #	Account Code	Description	Issue Date	Amount
Chyno, Ltd. Co.	PO21-0008	387709741575 2020 09 01	11000-2600-54415-0000-001752-0000-00000	Monthly Water/Sewage Cost	07/02/2020	\$332.73
Chyno, Ltd. Co.	PO21-0024	October Rent	11000-2600-54610-0000-001752-0000-00000	Monthly Lease	09/29/2020	\$18,800.00
Sub Total						\$19,132.73
Voucher Number	Bank Name	Account Number	Check Number	Payee	Amount	Type
AP21016	NM Bank and Trust	120106281		PNM	\$822.59	Accounts Payable
Vendor	PO Number	Invoice #	Account Code	Description	Issue Date	Amount
PNM	PO21-0006	116077448-2020 09 17	11000-2600-54411-0000-001752-0000-00000	Electricity	09/29/2020	\$822.59
Sub Total						\$822.59
Voucher Number	Bank Name	Account Number	Check Number	Payee	Amount	Type
AP21011	NM Bank and Trust	120106281	3404	Accountability And Compliance Resources LLC	\$489.61	Accounts Payable
Vendor	PO Number	Invoice #	Account Code	Description	Issue Date	Amount
Accountability And Compliance Resources LLC	PO21-0003	5379	11000-2100-55915-0000-001752-0000-00000	FY21 STARS Compliance	07/02/2020	\$489.61
Sub Total						\$489.61
Voucher Number	Bank Name	Account Number	Check Number	Payee	Amount	Type
AP21011	NM Bank and Trust	120106281	3405	CenturyLink Communications, LLC	\$63.65	Accounts Payable
Vendor	PO Number	Invoice #	Account Code	Description	Issue Date	Amount
CenturyLink Communications, LLC	PO21-0009	505-247-2539 499B 202008	11000-2600-54416-0000-001752-0000-00000	Communication Services	09/01/2020	\$63.65
Sub Total						\$63.65
Voucher Number	Bank Name	Account Number	Check Number	Payee	Amount	Type
AP21011	NM Bank and Trust	120106281	3406	inAccord P.C.	\$2,157.50	Accounts Payable
Vendor	PO Number	Invoice #	Account Code	Description	Issue Date	Amount
inAccord P.C.	PO21-0021	233	11000-2300-53413-0000-001752-0000-00000	Legal Service	07/02/2020	\$2,157.50
Sub Total						\$2,157.50
Voucher Number	Bank Name	Account Number	Check Number	Payee	Amount	Type
AP21011	NM Bank and Trust	120106281	3407	Kayde Solomakos	\$4,828.00	Accounts Payable
Vendor	PO Number	Invoice #	Account Code	Description	Issue Date	Amount
Kayde Solomakos	PO21-0053	20200901	24190-2200-53414-0000-001752-0000-00000	Program Development Coordinator Services	08/03/2020	\$4,828.00
Sub Total						\$4,828.00

Revenue Detail

Health Leadership High School

Account Summary Report

Cycle: FY20-21; Begin Date: 09/01/2020; End Date: 09/30/2020; Account Type: Revenue; Subtotal Elements: Fund; Account Expression: [All]; Subtotal By Account Type: Yes; Include Unposted Transactions:

No: Created On: 10/19/2020 2:16:56 PM

Account Code	Description	Actual (Date Range)	Budget (YTD)	Actual (YTD)	Encumbrance (YTD)	Available (YTD)	% of Budget
11000-0000-41701-0000-001752-0000-00000	Operational-Fees - Activities	\$0.00	\$0.00	(\$125.00)	\$0.00	\$125.00	0.00
11000-0000-41920-0000-001752-0000-00000	Operational-Contributions/Donations - Private Sources (Non Categorical)	(\$18.00)	\$0.00	(\$31.50)	\$0.00	\$31.50	0.00
11000-0000-41980-0000-001752-0000-00000	Operational-Refund of Prior Year's Expenditures	\$0.00	\$0.00	(\$485.92)	\$0.00	\$485.92	0.00
11000-0000-43101-0000-001752-0000-00000	State Equalization Guarantee	(\$185,609.06)	(\$2,358,505.00)	(\$568,493.10)	\$0.00	(\$1,790,011.90)	24.10
Subtotal of Element: Revenue		(\$185,627.06)	(\$2,358,505.00)	(\$569,135.52)	\$0.00	(\$1,789,369.48)	24.13
Subtotal of Element: [Fund] 11000 - Operational		(\$185,627.06)	(\$2,358,505.00)	(\$569,135.52)	\$0.00	(\$1,789,369.48)	24.13
23000-0000-41980-0000-001752-0000-00000	Non-Instructional Support-Refund of Prior Year's Expenditures	\$0.00	\$0.00	(\$60.00)	\$0.00	\$60.00	0.00
Subtotal of Element: Revenue		\$0.00	\$0.00	(\$60.00)	\$0.00	\$60.00	0.00
Subtotal of Element: [Fund] 23000 - Non-Instructional Support		\$0.00	\$0.00	(\$60.00)	\$0.00	\$60.00	0.00
24101-0000-41924-0000-001752-0000-00000	Title I - IASA-Flow-through Grants From Districts to Charter Schools	\$0.00	(\$65,913.00)	\$0.00	\$0.00	(\$65,913.00)	0.00
Subtotal of Element: Revenue		\$0.00	(\$65,913.00)	\$0.00	\$0.00	(\$65,913.00)	0.00
Subtotal of Element: [Fund] 24101 - Title I - IASA		\$0.00	(\$65,913.00)	\$0.00	\$0.00	(\$65,913.00)	0.00
24106-0000-41924-0000-001752-0000-00000	Entitlement IDEA-B-Flow-through Grants From Districts to Charter Schools	\$0.00	(\$51,729.00)	(\$44,677.00)	\$0.00	(\$7,052.00)	86.36
Subtotal of Element: Revenue		\$0.00	(\$51,729.00)	(\$44,677.00)	\$0.00	(\$7,052.00)	86.37
Subtotal of Element: [Fund] 24106 - Entitlement IDEA-B		\$0.00	(\$51,729.00)	(\$44,677.00)	\$0.00	(\$7,052.00)	86.37
24153-0000-41924-0000-001752-0000-00000	English Language Acquisition-Flow-through Grants From Districts to Charter Schools	\$0.00	(\$2,820.00)	(\$1,258.26)	\$0.00	(\$1,561.74)	44.61
Subtotal of Element: Revenue		\$0.00	(\$2,820.00)	(\$1,258.26)	\$0.00	(\$1,561.74)	44.62
Subtotal of Element: [Fund] 24153 - English Language Acquisition		\$0.00	(\$2,820.00)	(\$1,258.26)	\$0.00	(\$1,561.74)	44.62
24154-0000-41924-0000-001752-0000-00000	Teacher/Principal Training & Recruiting-Flow-through Grants From Districts to Charter Schools	\$0.00	(\$10,176.00)	(\$2,687.95)	\$0.00	(\$7,488.05)	26.41
Subtotal of Element: Revenue		\$0.00	(\$10,176.00)	(\$2,687.95)	\$0.00	(\$7,488.05)	26.41
Subtotal of Element: [Fund] 24154 - Teacher/Principal Training & Recruiting		\$0.00	(\$10,176.00)	(\$2,687.95)	\$0.00	(\$7,488.05)	26.41
24174-0000-41924-0000-001752-0000-00000	Carl D Perkins Secondary - Current-Flow-through Grants From Districts to Charter Schools	\$0.00	(\$8,180.00)	\$0.00	\$0.00	(\$8,180.00)	0.00
Subtotal of Element: Revenue		\$0.00	(\$8,180.00)	\$0.00	\$0.00	(\$8,180.00)	0.00

Subtotal of Element: [Fund] 24174 - Carl D Perkins Secondary - Current		\$0.00	(\$8,180.00)	\$0.00	\$0.00	(\$8,180.00)	0.00
24189-0000-41924-0000-001752-0000-00000	Student Supp Academic Achievement Title IV-Flow-through Grants From Districts to Charter Schools	\$0.00	\$0.00	(\$429.00)	\$0.00	\$429.00	0.00
Subtotal of Element: Revenue		\$0.00	\$0.00	(\$429.00)	\$0.00	\$429.00	0.00
Subtotal of Element: [Fund] 24189 - Student Supp Academic Achievement Title IV		\$0.00	\$0.00	(\$429.00)	\$0.00	\$429.00	0.00
24190-0000-41924-0000-001752-0000-00000	Comprehensive Support and Improvement (CSI)-Flow-through Grants From Districts to Charter Schools	(\$37,959.60)	(\$30,122.00)	(\$37,959.60)	\$0.00	\$7,837.60	126.01
Subtotal of Element: Revenue		(\$37,959.60)	(\$30,122.00)	(\$37,959.60)	\$0.00	\$7,837.60	126.02
Subtotal of Element: [Fund] 24190 - Comprehensive Support and Improvement (CSI)		(\$37,959.60)	(\$30,122.00)	(\$37,959.60)	\$0.00	\$7,837.60	126.02
24191-0000-41924-0000-001752-0000-00000	Title I - HS Redesign-Flow-through Grants From Districts to Charter Schools	\$0.00	(\$100,000.00)	(\$83,043.91)	\$0.00	(\$16,956.09)	83.04
Subtotal of Element: Revenue		\$0.00	(\$100,000.00)	(\$83,043.91)	\$0.00	(\$16,956.09)	83.04
Subtotal of Element: [Fund] 24191 - Title I - HS Redesign		\$0.00	(\$100,000.00)	(\$83,043.91)	\$0.00	(\$16,956.09)	83.04
24301-0000-41924-0000-001752-0000-00000	CARES Act-Flow-through Grants From Districts to Charter Schools	\$0.00	(\$63,143.00)	\$0.00	\$0.00	(\$63,143.00)	0.00
Subtotal of Element: Revenue		\$0.00	(\$63,143.00)	\$0.00	\$0.00	(\$63,143.00)	0.00
Subtotal of Element: [Fund] 24301 - CARES Act		\$0.00	(\$63,143.00)	\$0.00	\$0.00	(\$63,143.00)	0.00
27107-0000-43204-0000-001752-0000-00000	Library GO Bonds-Prior Year Balances	\$0.00	(\$3,618.00)	\$0.00	\$0.00	(\$3,618.00)	0.00
Subtotal of Element: Revenue		\$0.00	(\$3,618.00)	\$0.00	\$0.00	(\$3,618.00)	0.00
Subtotal of Element: [Fund] 27107 - Library GO Bonds		\$0.00	(\$3,618.00)	\$0.00	\$0.00	(\$3,618.00)	0.00
27130-0000-41924-0000-001752-0000-00000	Feminine Hygiene Products -Flow-through Grants From Districts to Charter Schools	\$0.00	\$0.00	(\$500.00)	\$0.00	\$500.00	0.00
Subtotal of Element: Revenue		\$0.00	\$0.00	(\$500.00)	\$0.00	\$500.00	0.00
Subtotal of Element: [Fund] 27130 - Feminine Hygiene Products		\$0.00	\$0.00	(\$500.00)	\$0.00	\$500.00	0.00
31200-0000-43209-0000-001752-0000-00000	Public School Capital Outlay-PSCOC Awards	\$0.00	\$0.00	(\$42,502.00)	\$0.00	\$42,502.00	0.00
Subtotal of Element: Revenue		\$0.00	\$0.00	(\$42,502.00)	\$0.00	\$42,502.00	0.00
Subtotal of Element: [Fund] 31200 - Public School Capital Outlay		\$0.00	\$0.00	(\$42,502.00)	\$0.00	\$42,502.00	0.00
31400-0000-43202-0000-001752-0000-00000	Special Capital Outlay-State-State Flow-through Grant	\$0.00	(\$45,000.00)	\$0.00	\$0.00	(\$45,000.00)	0.00
31400-0000-43204-0000-001752-0000-00000	Special Capital Outlay-State-Prior Year Balances	\$0.00	(\$100,000.00)	\$0.00	\$0.00	(\$100,000.00)	0.00
Subtotal of Element: Revenue		\$0.00	(\$145,000.00)	\$0.00	\$0.00	(\$145,000.00)	0.00

Subtotal of Element: [Fund] 31400 - Special Capital Outlay-State		\$0.00	(\$145,000.00)	\$0.00	\$0.00	(\$145,000.00)	0.00
31600-0000-41110-0000-001752-0000-00000	Capital Improvements HB-33-Ad Valorem Taxes - School District	(\$411.02)	(\$172,544.00)	(\$4,294.14)	\$0.00	(\$168,249.86)	2.48
Subtotal of Element: Revenue		(\$411.02)	(\$172,544.00)	(\$4,294.14)	\$0.00	(\$168,249.86)	2.49
Subtotal of Element: [Fund] 31600 - Capital Improvements HB-33		(\$411.02)	(\$172,544.00)	(\$4,294.14)	\$0.00	(\$168,249.86)	2.49
31700-0000-43204-0000-001752-0000-00000	Capital Improvements SB-9-Prior Year Balances	\$0.00	(\$4,443.00)	\$0.00	\$0.00	(\$4,443.00)	0.00
Subtotal of Element: Revenue		\$0.00	(\$4,443.00)	\$0.00	\$0.00	(\$4,443.00)	0.00
Subtotal of Element: [Fund] 31700 - Capital Improvements SB-9		\$0.00	(\$4,443.00)	\$0.00	\$0.00	(\$4,443.00)	0.00
31701-0000-41110-0000-001752-0000-00000	Capital Improvements SB-9 Local-Ad Valorem Taxes - School District	(\$205.48)	(\$87,390.00)	(\$2,146.56)	\$0.00	(\$85,243.44)	2.45
Subtotal of Element: Revenue		(\$205.48)	(\$87,390.00)	(\$2,146.56)	\$0.00	(\$85,243.44)	2.46
Subtotal of Element: [Fund] 31701 - Capital Improvements SB-9 Local		(\$205.48)	(\$87,390.00)	(\$2,146.56)	\$0.00	(\$85,243.44)	2.46
Grand Total		(\$224,203.16)	(\$3,103,583.00)	(\$788,693.94)	\$0.00	(\$2,314,889.06)	25.41

Expenditure Rollup

Health Leadership High School

Rollup Report

Cycle: FY20-21; 1st Detail Element: Fund; 1st Detail Level: Detailed; 2nd Detail Element: Object; 2nd Detail Level: Highest; 3rd Detail Element: None; 3rd Detail Level: None; 4th Detail Element: None; 4th Detail Level: None; 5th Detail Element: None; 5th Detail Level: None; Account Expression: ([Object] >= "5") ; 1st Subtotal Element: Fund; 1st Subtotal Rollup Level: Detailed; 2nd Subtotal Element: None; 2nd Subtotal Rollup Level: None; 3rd Subtotal Element: None; 3rd Subtotal Rollup Level: None; 4th Subtotal Element: None; 4th Subtotal Rollup Level: None; 5th Subtotal Element: None; 5th Subtotal Rollup Level: None; Begin Date: 09/01/2020; End Date: 09/30/2020; Subtotal on Account Type: No; Include Encumbrances: Yes; Created On: 10/19/2020 2:34:21 PM

Fund	Object	Actuals (Selected Range)	Adopted Budget	Current Budget	Actuals (YTD)	Encumbrances (YTD)	Available	% of Budget
11000 - Operational	51000 - Personnel Services - Compensation	\$91,408.48	\$1,218,643.00	\$1,219,603.00	\$242,744.50	\$946,033.50	\$30,825.00	19.90
11000 - Operational	52000 - Personnel Services - Employee Benefits	\$30,802.59	\$473,507.00	\$472,457.00	\$103,711.19	\$314,609.97	\$54,135.84	21.95
11000 - Operational	53000 - Purchased Professional and Technical Services	\$16,762.08	\$197,047.00	\$232,736.00	\$36,753.52	\$175,155.26	\$20,827.22	15.79
11000 - Operational	54000 - Purchased Property Services	\$21,013.68	\$141,988.00	\$141,988.00	\$83,311.14	\$234,641.79	(\$175,964.93)	58.67
11000 - Operational	55000 - Other Purchased Services	\$5,149.58	\$151,710.00	\$116,111.00	\$29,502.25	\$43,739.08	\$42,869.67	25.41
11000 - Operational	56000 - Supplies	\$566.58	\$151,049.00	\$151,049.00	\$38,516.21	\$8,668.23	\$103,864.56	25.50
11000 - Operational	57000 - Property	\$0.00	\$1,575,004.00	\$1,575,004.00	\$0.00	\$0.00	\$1,575,004.00	0.00
11000 - Operational	58200 - Miscellaneous Expenditures	\$0.00	\$118,000.00	\$118,000.00	\$71.75	\$0.00	\$117,928.25	0.06
Subtotal of Element: [Fund] 11000 - Operational		\$165,702.99	\$4,026,948.00	\$4,026,948.00	\$534,610.56	\$1,722,847.83	\$1,769,489.61	
14000 - Instructional Materials	56000 - Supplies	\$0.00	\$26,868.00	\$26,868.00	\$421.49	\$1,788.00	\$24,658.51	1.57
Subtotal of Element: [Fund] 14000 - Instructional Materials		\$0.00	\$26,868.00	\$26,868.00	\$421.49	\$1,788.00	\$24,658.51	
23000 - Non-Instructional Support	55000 - Other Purchased Services	\$0.00	\$1,025.00	\$1,025.00	\$0.00	\$0.00	\$1,025.00	0.00
23000 - Non-Instructional Support	56000 - Supplies	\$0.00	\$1,358.00	\$1,358.00	\$0.00	\$0.00	\$1,358.00	0.00
Subtotal of Element: [Fund] 23000 - Non-Instructional Support		\$0.00	\$2,383.00	\$2,383.00	\$0.00	\$0.00	\$2,383.00	
24101 - Title I - IASA	51000 - Personnel Services - Compensation	\$3,794.16	\$49,324.00	\$49,324.00	\$9,485.40	\$39,838.60	\$0.00	19.23
24101 - Title I - IASA	52000 - Personnel Services - Employee Benefits	\$1,059.17	\$15,490.00	\$15,490.00	\$2,642.31	\$11,097.39	\$1,750.30	17.06
24101 - Title I - IASA	53000 - Purchased Professional and Technical Services	\$0.00	\$100.00	\$100.00	\$0.00	\$0.00	\$100.00	0.00
24101 - Title I - IASA	56000 - Supplies	\$0.00	\$999.00	\$999.00	\$0.00	\$0.00	\$999.00	0.00
Subtotal of Element: [Fund] 24101 - Title I - IASA		\$4,853.33	\$65,913.00	\$65,913.00	\$12,127.71	\$50,935.99	\$2,849.30	
24106 - Entitlement IDEA-B	51000 - Personnel Services - Compensation	\$3,195.46	\$41,541.00	\$41,541.00	\$7,988.65	\$33,552.35	\$0.00	19.23
24106 - Entitlement IDEA-B	52000 - Personnel Services - Employee Benefits	\$1,040.33	\$10,188.00	\$10,188.00	\$1,406.17	\$8,875.09	(\$93.26)	13.80
Subtotal of Element: [Fund] 24106 - Entitlement IDEA-B		\$4,235.79	\$51,729.00	\$51,729.00	\$9,394.82	\$42,427.44	(\$93.26)	

24153 - English Language Acquisition	56000 - Supplies	\$0.00	\$2,820.00	\$2,820.00	\$0.00	\$0.00	\$2,820.00	0.00
Subtotal of Element: [Fund] 24153 - English Language Acquisition		\$0.00	\$2,820.00	\$2,820.00	\$0.00	\$0.00	\$2,820.00	
24154 - Teacher/Principal Training & Recruiting	53000 - Purchased Professional and Technical Services	\$0.00	\$10,176.00	\$10,176.00	\$161.73	\$0.00	\$10,014.27	1.59
Subtotal of Element: [Fund] 24154 - Teacher/Principal Training & Recruiting		\$0.00	\$10,176.00	\$10,176.00	\$161.73	\$0.00	\$10,014.27	
24174 - Carl D Perkins Secondary - Current	55000 - Other Purchased Services	\$0.00	\$8,180.00	\$8,180.00	\$0.00	\$0.00	\$8,180.00	0.00
Subtotal of Element: [Fund] 24174 - Carl D Perkins Secondary - Current		\$0.00	\$8,180.00	\$8,180.00	\$0.00	\$0.00	\$8,180.00	
24190 - Comprehensive Support and Improvement (CSI)	53000 - Purchased Professional and Technical Services	\$4,828.00	\$30,122.00	\$30,122.00	\$4,828.00	\$25,141.59	\$152.41	16.03
Subtotal of Element: [Fund] 24190 - Comprehensive Support and Improvement (CSI)		\$4,828.00	\$30,122.00	\$30,122.00	\$4,828.00	\$25,141.59	\$152.41	
24191 - Title I - HS Redesign	51000 - Personnel Services - Compensation	\$0.00	\$25,000.00	\$25,000.00	\$0.00	\$0.00	\$25,000.00	0.00
24191 - Title I - HS Redesign	52000 - Personnel Services - Employee Benefits	\$0.00	\$14,857.00	\$14,857.00	\$0.00	\$0.00	\$14,857.00	0.00
24191 - Title I - HS Redesign	53000 - Purchased Professional and Technical Services	\$0.00	\$58,760.00	\$58,760.00	\$2,500.00	\$5,000.00	\$51,260.00	4.25
24191 - Title I - HS Redesign	56000 - Supplies	\$0.00	\$1,383.00	\$1,383.00	\$0.00	\$0.00	\$1,383.00	0.00
Subtotal of Element: [Fund] 24191 - Title I - HS Redesign		\$0.00	\$100,000.00	\$100,000.00	\$2,500.00	\$5,000.00	\$92,500.00	
24301 - CARES Act	55000 - Other Purchased Services	\$0.00	\$1,600.00	\$0.00	\$0.00	\$0.00	\$0.00	
24301 - CARES Act	56000 - Supplies	\$600.00	\$30,043.00	\$5,804.00	\$0.00	\$1,340.50	\$4,463.50	0.00
24301 - CARES Act	57000 - Property	\$69.00	\$31,500.00	\$57,339.00	\$69.00	\$21,511.40	\$35,758.60	0.12
Subtotal of Element: [Fund] 24301 - CARES Act		\$669.00	\$63,143.00	\$63,143.00	\$69.00	\$22,851.90	\$40,222.10	
27107 - Library GO Bonds	56000 - Supplies	\$0.00	\$3,618.00	\$3,618.00	\$0.00	\$0.00	\$3,618.00	0.00
Subtotal of Element: [Fund] 27107 - Library GO Bonds		\$0.00	\$3,618.00	\$3,618.00	\$0.00	\$0.00	\$3,618.00	
29102 - Private Dir Grants (Categorical)	51000 - Personnel Services - Compensation	\$0.00	\$20,000.00	\$20,000.00	\$0.00	\$0.00	\$20,000.00	0.00
29102 - Private Dir Grants (Categorical)	52000 - Personnel Services - Employee Benefits	\$0.00	\$13,666.00	\$13,666.00	\$0.00	\$0.00	\$13,666.00	0.00
29102 - Private Dir Grants (Categorical)	56000 - Supplies	\$0.00	\$4,184.00	\$4,184.00	\$0.00	\$0.00	\$4,184.00	0.00
Subtotal of Element: [Fund] 29102 - Private Dir Grants (Categorical)		\$0.00	\$37,850.00	\$37,850.00	\$0.00	\$0.00	\$37,850.00	

29114 - McCune Charitable Foundation	55000 - Other Purchased Services	\$0.00	\$4,000.00	\$4,000.00	\$0.00	\$7,500.00	(\$3,500.00)	0.00
29114 - McCune Charitable Foundation	56000 - Supplies	\$0.00	\$3,155.00	\$3,155.00	\$0.00	\$0.00	\$3,155.00	0.00
Subtotal of Element: [Fund] 29114 - McCune Charitable Foundation		\$0.00	\$7,155.00	\$7,155.00	\$0.00	\$7,500.00	(\$345.00)	
31200 - Public School Capital Outlay	54000 - Purchased Property Services	\$0.00	\$0.00	\$164,030.00	\$0.00	\$0.00	\$164,030.00	0.00
Subtotal of Element: [Fund] 31200 - Public School Capital Outlay		\$0.00	\$0.00	\$164,030.00	\$0.00	\$0.00	\$164,030.00	
31400 - Special Capital Outlay-State	54000 - Purchased Property Services	\$0.00	\$100,000.00	\$100,000.00	\$0.00	\$0.00	\$100,000.00	0.00
31400 - Special Capital Outlay-State	57000 - Property	\$0.00	\$45,000.00	\$45,000.00	\$0.00	\$0.00	\$45,000.00	0.00
Subtotal of Element: [Fund] 31400 - Special Capital Outlay-State		\$0.00	\$145,000.00	\$145,000.00	\$0.00	\$0.00	\$145,000.00	
31600 - Capital Improvements HB-33	53000 - Purchased Professional and Technical Services	\$4.11	\$3,200.00	\$3,200.00	\$42.95	\$0.00	\$3,157.05	1.34
31600 - Capital Improvements HB-33	54000 - Purchased Property Services	\$0.00	\$532,590.00	\$590,976.00	\$0.00	\$0.00	\$590,976.00	0.00
31600 - Capital Improvements HB-33	57000 - Property	\$0.00	\$50,000.00	\$50,000.00	\$0.00	\$0.00	\$50,000.00	0.00
Subtotal of Element: [Fund] 31600 - Capital Improvements HB-33		\$4.11	\$585,790.00	\$644,176.00	\$42.95	\$0.00	\$644,133.05	
31700 - Capital Improvements SB-9	57000 - Property	\$0.00	\$4,443.00	\$4,443.00	\$0.00	\$0.00	\$4,443.00	0.00
Subtotal of Element: [Fund] 31700 - Capital Improvements SB-9		\$0.00	\$4,443.00	\$4,443.00	\$0.00	\$0.00	\$4,443.00	
31701 - Capital Improvements SB-9 Local	53000 - Purchased Professional and Technical Services	\$2.06	\$1,056.00	\$1,056.00	\$21.47	\$0.00	\$1,034.53	2.03
31701 - Capital Improvements SB-9 Local	54000 - Purchased Property Services	\$0.00	\$58,257.00	\$58,257.00	\$0.00	\$0.00	\$58,257.00	0.00
31701 - Capital Improvements SB-9 Local	57000 - Property	\$0.00	\$289,159.00	\$319,824.00	\$0.00	\$0.00	\$319,824.00	0.00
Subtotal of Element: [Fund] 31701 - Capital Improvements SB-9 Local		\$2.06	\$348,472.00	\$379,137.00	\$21.47	\$0.00	\$379,115.53	
31703 - SB-9 State Match Cash	57000 - Property	\$0.00	\$5,752.00	\$5,752.00	\$0.00	\$0.00	\$5,752.00	0.00
Subtotal of Element: [Fund] 31703 - SB-9 State Match Cash		\$0.00	\$5,752.00	\$5,752.00	\$0.00	\$0.00	\$5,752.00	
Grand Total		\$180,295.28	\$5,526,362.00	\$5,779,443.00	\$564,177.73	\$1,878,492.75	\$3,336,772.52	

Expenditure Detail

Health Leadership High School

Account Summary Report

Cycle: FY20-21; Begin Date: 09/01/2020; End Date: 09/30/2020; Account Type: Expenditure; Subtotal Elements: Fund,Function; Account Expression: [All]; Subtotal By Account Type: Yes; Include Unposted Transactions: No; Created On: 10/19/2020 2:14:45 PM

Account Code	Description	Actual (Date Range)	Budget (YTD)	Actual (YTD)	Encumbrance (YTD)	Available (YTD)	% of Budget
11000-1000-51100-0000-001752-1612-00000	Operational-Salaries Expense	\$0.00	\$10,000.00	\$0.00	\$0.00	\$10,000.00	0.00
11000-1000-51100-1010-001752-1411-00000	Salaries Expense: Teachers-Grades 1-12	\$30,836.62	\$391,017.00	\$77,091.55	\$323,784.60	(\$9,859.15)	19.71
11000-1000-51100-1010-001752-1711-00000	Operational-Salaries Expense	\$868.16	\$0.00	\$2,638.40	\$9,115.60	(\$11,754.00)	0.00
11000-1000-51100-2000-001752-1412-00000	Salaries Expense: Teachers- Special Education	\$4,341.08	\$68,143.00	\$10,852.70	\$45,581.30	\$11,709.00	15.92
11000-1000-51100-4025-001752-1412-00000	Operational-Salaries Expense	\$1,718.62	\$22,342.00	\$4,296.55	\$18,045.45	\$0.00	19.23
11000-1000-51100-4040-001752-1411-00000	Operational-Salaries Expense	\$1,799.54	\$27,520.00	\$4,498.85	\$18,895.00	\$4,126.15	16.34
11000-1000-51100-4040-001752-1412-00000	Operational-Salaries Expense	\$458.32	\$3,043.00	\$1,145.80	\$4,812.20	(\$2,915.00)	37.65
11000-1000-51300-9000-001752-1618-00000	Operational-Additional Compensation	\$0.00	\$4,500.00	\$0.00	\$0.00	\$4,500.00	0.00
11000-1000-52111-0000-001752-0000-00000	Educational Retirement	\$0.00	\$1,415.00	\$0.00	\$0.00	\$1,415.00	0.00
11000-1000-52111-1010-001752-0000-00000	Operational-Educational Retirement	\$4,486.28	\$55,333.00	\$11,281.92	\$47,039.56	(\$2,988.48)	20.38
11000-1000-52111-2000-001752-0000-00000	Operational-Educational Retirement	\$614.26	\$9,643.00	\$1,535.65	\$6,449.72	\$1,657.63	15.92
11000-1000-52111-4025-001752-0000-00000	Operational-Educational Retirement	\$243.18	\$3,162.00	\$607.95	\$2,553.39	\$0.66	19.22
11000-1000-52111-4040-001752-0000-00000	Operational-Educational Retirement	\$319.48	\$4,330.00	\$798.70	\$3,354.31	\$176.99	18.44
11000-1000-52111-9000-001752-0000-00000	Operational-Educational Retirement	\$0.00	\$648.00	\$0.00	\$0.00	\$648.00	0.00
11000-1000-52112-0000-001752-0000-00000	ERA - Retiree Health	\$0.00	\$200.00	\$0.00	\$0.00	\$200.00	0.00
11000-1000-52112-1010-001752-0000-00000	Operational-ERA - Retiree Health	\$634.06	\$7,824.00	\$1,594.51	\$6,648.68	(\$419.19)	20.37
11000-1000-52112-2000-001752-0000-00000	Operational-ERA - Retiree Health	\$86.82	\$1,364.00	\$217.05	\$911.61	\$235.34	15.91
11000-1000-52112-4025-001752-0000-00000	Operational-ERA - Retiree Health	\$34.38	\$447.00	\$85.95	\$360.99	\$0.06	19.22
11000-1000-52112-4040-001752-0000-00000	Operational-ERA - Retiree Health	\$45.16	\$616.00	\$112.90	\$474.18	\$28.92	18.32
11000-1000-52112-9000-001752-0000-00000	Operational-ERA - Retiree Health	\$0.00	\$90.00	\$0.00	\$0.00	\$90.00	0.00
11000-1000-52210-0000-001752-0000-00000	FICA Payments	\$0.00	\$620.00	\$0.00	\$0.00	\$620.00	0.00
11000-1000-52210-1010-001752-0000-00000	Operational-FICA Payments	\$1,834.76	\$24,247.00	\$4,624.96	\$16,572.10	\$3,049.94	19.07
11000-1000-52210-2000-001752-0000-00000	Operational-FICA Payments	\$248.12	\$4,226.00	\$607.95	\$1,684.63	\$1,933.42	14.38
11000-1000-52210-4025-001752-0000-00000	Operational-FICA Payments	\$99.10	\$1,386.00	\$247.96	\$1,040.55	\$97.49	17.89
11000-1000-52210-4040-001752-0000-00000	Operational-FICA Payments	\$130.30	\$1,900.00	\$325.02	\$1,069.38	\$505.60	17.10
11000-1000-52210-9000-001752-0000-00000	Operational-FICA Payments	\$0.00	\$279.00	\$0.00	\$0.00	\$279.00	0.00
11000-1000-52220-0000-001752-0000-00000	Medicare Payments	\$0.00	\$145.00	\$0.00	\$0.00	\$145.00	0.00
11000-1000-52220-1010-001752-0000-00000	Operational-Medicare Payments	\$429.10	\$5,673.00	\$1,081.61	\$4,488.15	\$103.24	19.06
11000-1000-52220-2000-001752-0000-00000	Operational-Medicare Payments	\$58.02	\$989.00	\$142.17	\$536.76	\$310.07	14.37
11000-1000-52220-4025-001752-0000-00000	Operational-Medicare Payments	\$23.18	\$324.00	\$58.01	\$243.39	\$22.60	17.90
11000-1000-52220-4040-001752-0000-00000	Operational-Medicare Payments	\$30.44	\$449.00	\$75.99	\$312.22	\$60.79	16.92
11000-1000-52220-9000-001752-0000-00000	Operational-Medicare Payments	\$0.00	\$66.00	\$0.00	\$0.00	\$66.00	0.00
11000-1000-52311-0000-001752-0000-00000	Health and Medical Premiums	(\$109.28)	\$16,003.00	\$163.95	\$0.00	\$15,839.05	1.02
11000-1000-52311-1010-001752-0000-00000	Operational-Health and Medical Premiums	\$3,034.09	\$38,860.00	\$7,282.51	\$31,858.06	(\$280.57)	18.74

11000-1000-52311-2000-001752-0000-00000	Operational-Health and Medical Premiums	\$477.04	\$7,527.00	\$2,789.51	\$5,008.92	(\$271.43)	37.06
11000-1000-52311-4025-001752-0000-00000	Operational-Health and Medical Premiums	\$170.56	\$2,218.00	\$421.15	\$1,790.88	\$5.97	18.98
11000-1000-52311-4040-001752-0000-00000	Operational-Health and Medical Premiums	\$222.60	\$3,305.00	\$566.01	\$2,337.30	\$401.69	17.12
11000-1000-52312-0000-001752-0000-00000	Life	\$0.00	\$57.00	\$25.85	\$0.00	\$31.15	45.35
11000-1000-52312-1010-001752-0000-00000	Operational-Life	\$34.64	\$363.00	\$88.83	\$361.37	(\$87.20)	24.47
11000-1000-52312-2000-001752-0000-00000	Operational-Life	\$4.34	\$64.00	\$11.41	\$45.57	\$7.02	17.82
11000-1000-52312-4025-001752-0000-00000	Operational-Life	\$1.40	\$17.00	\$3.50	\$14.70	(\$1.20)	20.58
11000-1000-52312-4040-001752-0000-00000	Operational-Life	\$2.26	\$30.00	\$5.89	\$23.73	\$0.38	19.63
11000-1000-52313-0000-001752-0000-00000	Dental	(\$5.72)	\$385.00	\$8.58	\$0.00	\$376.42	2.22
11000-1000-52313-1010-001752-0000-00000	Operational-Dental	\$117.84	\$1,587.00	\$286.45	\$1,237.32	\$63.23	18.04
11000-1000-52313-2000-001752-0000-00000	Operational-Dental	\$26.42	\$275.00	\$66.04	\$277.41	(\$68.45)	24.01
11000-1000-52313-4025-001752-0000-00000	Operational-Dental	\$9.80	\$128.00	\$24.50	\$102.90	\$0.60	19.14
11000-1000-52313-4040-001752-0000-00000	Operational-Dental	\$9.58	\$142.00	\$23.80	\$100.59	\$17.61	16.76
11000-1000-52314-0000-001752-0000-00000	Vision	(\$1.25)	\$128.00	\$1.88	\$0.00	\$126.12	1.46
11000-1000-52314-1010-001752-0000-00000	Operational-Vision	\$16.79	\$324.00	\$41.97	\$176.41	\$105.62	12.95
11000-1000-52314-2000-001752-0000-00000	Operational-Vision	\$5.20	\$53.00	\$13.45	\$54.60	(\$15.05)	25.37
11000-1000-52314-4040-001752-0000-00000	Operational-Vision	\$1.42	\$28.00	\$3.64	\$14.91	\$9.45	13.00
11000-1000-52315-1010-001752-0000-00000	Operational-Disability	\$19.14	\$231.00	\$47.85	\$200.97	(\$17.82)	20.71
11000-1000-52315-4040-001752-0000-00000	Operational-Disability	\$1.00	\$13.00	\$2.50	\$10.50	\$0.00	19.23
11000-1000-52500-0000-001752-0000-00000	Unemployment Compensation	\$0.00	\$426.00	\$0.00	\$0.00	\$426.00	0.00
11000-1000-52500-1010-001752-0000-00000	Operational-Unemployment Compensation	\$23.46	\$2,716.00	\$60.56	\$550.59	\$2,104.85	2.22
11000-1000-52500-2000-001752-0000-00000	Operational-Unemployment Compensation	\$3.52	\$478.00	\$8.80	\$74.92	\$394.28	1.84
11000-1000-52500-4025-001752-0000-00000	Operational-Unemployment Compensation	\$0.00	\$128.00	\$0.00	\$25.58	\$102.42	0.00
11000-1000-52500-4040-001752-0000-00000	Operational-Unemployment Compensation	\$2.10	\$220.00	\$5.27	\$37.94	\$176.79	2.39
11000-1000-52710-0000-001752-0000-00000	Workers Compensation Premium	\$0.00	\$200.00	\$332.00	\$0.00	(\$132.00)	166.00
11000-1000-52710-1010-001752-0000-00000	Operational-Workers Compensation Premium	\$0.00	\$7,819.00	\$7,222.00	\$0.00	\$597.00	92.36
11000-1000-52710-2000-001752-0000-00000	Operational-Workers Compensation Premium	\$0.00	\$1,363.00	\$1,002.00	\$0.00	\$361.00	73.51
11000-1000-52710-4025-001752-0000-00000	Operational-Workers Compensation Premium	\$0.00	\$447.00	\$329.00	\$0.00	\$118.00	73.60
11000-1000-52710-4040-001752-0000-00000	Operational-Workers Compensation Premium	\$0.00	\$616.00	\$453.00	\$0.00	\$163.00	73.53
11000-1000-52720-0000-001752-0000-00000	Workers Compensation Employer's Fee	\$0.00	\$10.00	\$0.00	\$0.00	\$10.00	0.00
11000-1000-52720-1010-001752-0000-00000	Operational-Workers Compensation Employer's Fee	\$5.67	\$67.00	\$11.34	\$59.81	(\$4.15)	16.92
11000-1000-52720-2000-001752-0000-00000	Operational-Workers Compensation Employer's Fee	\$0.45	\$12.00	\$0.63	\$7.56	\$3.81	5.25
11000-1000-52720-4025-001752-0000-00000	Operational-Workers Compensation Employer's Fee	\$0.23	\$3.00	\$0.46	\$2.52	\$0.02	15.33
11000-1000-52720-4040-001752-0000-00000	Operational-Workers Compensation Employer's Fee	\$0.36	\$10.00	\$0.70	\$3.99	\$5.31	7.00
11000-1000-53330-1010-001752-0000-00000	Operational-Professional Development	\$0.00	\$116.00	\$0.00	\$116.00	\$0.00	0.00
11000-1000-53711-1010-001752-0000-00000	Operational-Other Charges	\$0.00	\$9,108.00	\$44.00	\$1,750.00	\$7,314.00	0.48
11000-1000-53711-9000-001752-0000-00000	Operational-Other Charges	\$0.00	\$2,000.00	\$0.00	\$0.00	\$2,000.00	0.00
11000-1000-53711-9000-001752-0000-60003	Operational-Other Charges	\$0.00	\$0.00	\$0.00	\$2,000.00	(\$2,000.00)	0.00
11000-1000-54610-9000-001752-0000-00000	Operational-Rental - Land and Buildings	\$0.00	\$1,500.00	\$0.00	\$0.00	\$1,500.00	0.00
11000-1000-55817-1010-001752-0000-00000	Operational-Student Travel	\$0.00	\$6,000.00	\$0.00	\$0.00	\$6,000.00	0.00

11000-1000-55818-1010-001752-0000-00000	Operational-Other Travel – Non-Employees	\$0.00	\$1,000.00	\$0.00	\$0.00	\$1,000.00	0.00
11000-1000-55915-1010-001752-0000-00000	Operational-Other Contract Services	\$258.22	\$15,185.00	\$441.33	\$2,250.00	\$12,493.67	2.90
11000-1000-56112-1010-001752-0000-00000	Operational-Other Textbooks	\$0.00	\$26,458.00	\$0.00	\$0.00	\$26,458.00	0.00
11000-1000-56113-1010-001752-0000-00000	Operational-Software	\$0.00	\$9,249.00	\$13,932.32	\$0.00	(\$4,683.32)	150.63
11000-1000-56118-1010-001752-0000-00000	Operational-General Supplies and Materials	\$243.73	\$10,000.00	\$662.28	\$1,303.21	\$8,034.51	6.62
11000-1000-56118-4040-001752-0000-00000	Operational-General Supplies and Materials	\$0.00	\$60,000.00	\$0.00	\$0.00	\$60,000.00	0.00
11000-1000-56118-9000-001752-0000-00000	Operational-General Supplies and Materials	\$0.00	\$5,073.00	\$0.00	\$0.00	\$5,073.00	0.00
11000-1000-56118-9000-001752-0000-60003	Operational-General Supplies and Materials	\$0.00	\$0.00	\$0.00	\$1,073.00	(\$1,073.00)	0.00
11000-1000-57331-1010-001752-0000-00000	Operational-Fixed Assets (More Than \$5,000)	\$0.00	\$315,443.00	\$0.00	\$0.00	\$315,443.00	0.00
11000-1000-57332-1010-001752-0000-00000	Operational-Supply Assets (\$5,000 or Less)	\$0.00	\$19,400.00	\$0.00	\$0.00	\$19,400.00	0.00
Subtotal of Element: Expenditure		\$53,914.59	\$1,218,726.00	\$160,307.11	\$566,845.03	\$491,573.86	13.15
Subtotal of Element: [Function] 1000 - Instruction		\$53,914.59	\$1,218,726.00	\$160,307.11	\$566,845.03	\$491,573.86	13.15
11000-2100-51100-0000-001752-1211-00000	Salaries Expense: Coordinator/Subject Matter Specialist	\$5,760.00	\$74,880.00	\$17,280.00	\$57,600.00	\$0.00	23.07
11000-2100-51100-0000-001752-1216-00000	Operational-Salaries Expense	\$517.46	\$6,727.00	\$1,552.38	\$5,174.62	\$0.00	23.07
11000-2100-51100-0000-001752-1217-00000	Salaries Expense: Secretarial/Clerical/Technical Assistants	\$3,388.00	\$44,044.00	\$8,470.00	\$35,574.00	\$0.00	19.23
11000-2100-51100-2000-001752-1211-00000	Operational-Salaries Expense	\$1,280.00	\$16,640.00	\$3,200.00	\$13,440.00	\$0.00	19.23
11000-2100-51100-2000-001752-1214-00000	Operational-Salaries Expense	\$5,040.00	\$65,520.00	\$12,600.00	\$52,920.00	\$0.00	19.23
11000-2100-51100-4025-001752-1218-00000	Operational-Salaries Expense	\$5,773.16	\$75,051.00	\$17,319.48	\$57,731.52	\$0.00	23.07
11000-2100-52111-0000-001752-0000-00000	Educational Retirement	\$1,367.66	\$18,445.00	\$3,863.28	\$13,916.19	\$665.53	20.94
11000-2100-52111-2000-001752-0000-00000	Operational-Educational Retirement	\$894.28	\$2,355.00	\$2,235.70	\$9,389.94	(\$9,270.64)	94.93
11000-2100-52111-4025-001752-0000-00000	Operational-Educational Retirement	\$816.90	\$19,230.00	\$2,450.70	\$8,168.99	\$8,610.31	12.74
11000-2100-52112-0000-001752-0000-00000	ERA - Retiree Health	\$193.32	\$2,608.00	\$546.08	\$1,967.06	\$94.86	20.93
11000-2100-52112-2000-001752-0000-00000	Operational-ERA - Retiree Health	\$126.40	\$333.00	\$316.00	\$1,327.20	(\$1,310.20)	94.89
11000-2100-52112-4025-001752-0000-00000	Operational-ERA - Retiree Health	\$115.46	\$2,720.00	\$346.38	\$1,154.60	\$1,219.02	12.73
11000-2100-52210-0000-001752-0000-00000	FICA Payments	\$566.82	\$8,084.00	\$1,613.80	\$5,755.18	\$715.02	19.96
11000-2100-52210-2000-001752-0000-00000	Operational-FICA Payments	\$368.92	\$1,032.00	\$919.36	\$3,768.80	(\$3,656.16)	89.08
11000-2100-52210-4025-001752-0000-00000	Operational-FICA Payments	\$312.46	\$8,427.00	\$963.78	\$3,124.60	\$4,338.62	11.43
11000-2100-52220-0000-001752-0000-00000	Medicare Payments	\$132.56	\$1,891.00	\$377.41	\$1,345.96	\$167.63	19.95
11000-2100-52220-2000-001752-0000-00000	Operational-Medicare Payments	\$86.28	\$242.00	\$215.01	\$881.35	(\$854.36)	88.84
11000-2100-52220-4025-001752-0000-00000	Operational-Medicare Payments	\$73.08	\$1,972.00	\$225.40	\$730.80	\$1,015.80	11.43
11000-2100-52311-0000-001752-0000-00000	Health and Medical Premiums	\$743.08	\$9,432.00	\$2,722.66	\$7,802.34	(\$1,093.00)	28.86
11000-2100-52311-2000-001752-0000-00000	Operational-Health and Medical Premiums	\$523.44	\$3,137.00	\$1,379.64	\$5,496.12	(\$3,738.76)	43.97
11000-2100-52311-4025-001752-0000-00000	Operational-Health and Medical Premiums	\$1,040.33	\$17,147.00	\$2,512.49	\$10,923.58	\$3,710.93	14.65
11000-2100-52312-0000-001752-0000-00000	Life	\$5.30	\$135.00	\$37.22	\$111.68	(\$13.90)	27.57
11000-2100-52312-2000-001752-0000-00000	Operational-Life	\$7.84	\$15.00	\$19.60	\$82.32	(\$86.92)	130.66
11000-2100-52312-4025-001752-0000-00000	Operational-Life	\$4.70	\$131.00	\$11.75	\$49.35	\$69.90	8.96
11000-2100-52313-0000-001752-0000-00000	Dental	\$28.60	\$425.00	\$121.64	\$360.36	(\$57.00)	28.62
11000-2100-52313-2000-001752-0000-00000	Operational-Dental	\$25.88	\$115.00	\$63.90	\$271.74	(\$220.64)	55.56
11000-2100-52313-4025-001752-0000-00000	Operational-Dental	\$51.32	\$812.00	\$128.30	\$538.86	\$144.84	15.80
11000-2100-52314-0000-001752-0000-00000	Vision	\$6.27	\$95.00	\$20.68	\$78.96	(\$4.64)	21.76

11000-2100-52314-2000-001752-0000-00000	Operational-Vision	\$5.46	\$23.00	\$13.65	\$57.33	(\$47.98)	59.34
11000-2100-52314-4025-001752-0000-00000	Operational-Vision	\$8.48	\$145.00	\$21.20	\$89.04	\$34.76	14.62
11000-2100-52315-0000-001752-0000-00000	Disability	\$17.23	\$242.00	\$53.10	\$207.06	(\$18.16)	21.94
11000-2100-52315-2000-001752-0000-00000	Operational-Disability	\$7.66	\$0.00	\$19.15	\$80.43	(\$99.58)	0.00
11000-2100-52315-4025-001752-0000-00000	Operational-Disability	\$0.00	\$88.00	\$0.00	\$0.00	\$88.00	0.00
11000-2100-52500-0000-001752-0000-00000	Unemployment Compensation	\$1.72	\$1,003.00	\$21.15	\$186.52	\$795.33	2.10
11000-2100-52500-2000-001752-0000-00000	Operational-Unemployment Compensation	\$0.00	\$107.00	\$6.22	\$140.11	(\$39.33)	5.81
11000-2100-52500-4025-001752-0000-00000	Operational-Unemployment Compensation	\$0.00	\$981.00	\$9.53	\$85.14	\$886.33	0.97
11000-2100-52710-0000-001752-0000-00000	Workers Compensation Premium	\$0.00	\$2,607.00	\$1,918.00	\$0.00	\$689.00	73.57
11000-2100-52710-2000-001752-0000-00000	Operational-Workers Compensation Premium	\$0.00	\$333.00	\$245.00	\$0.00	\$88.00	73.57
11000-2100-52710-4025-001752-0000-00000	Operational-Workers Compensation Premium	\$0.00	\$2,717.00	\$1,998.00	\$0.00	\$719.00	73.53
11000-2100-52720-0000-001752-0000-00000	Workers Compensation Employer's Fee	\$1.74	\$25.00	\$3.96	\$18.26	\$2.78	15.84
11000-2100-52720-2000-001752-0000-00000	Operational-Workers Compensation Employer's Fee	\$1.18	\$3.00	\$2.26	\$13.43	(\$12.69)	75.33
11000-2100-52720-4025-001752-0000-00000	Operational-Workers Compensation Employer's Fee	\$0.77	\$24.00	\$1.92	\$8.20	\$13.88	8.00
11000-2100-53211-2000-001752-0000-00000	Diagnosticians - Contracted	\$0.00	\$4,000.00	\$0.00	\$4,000.00	\$0.00	0.00
11000-2100-53212-2000-001752-0000-00000	Speech Therapists - Contracted	\$0.00	\$2,345.00	\$0.00	\$6,602.26	(\$4,257.26)	0.00
11000-2100-53215-2000-001752-0000-00000	Operational-Psychologists/Counselors - Contracted	\$0.00	\$1,500.00	\$0.00	\$1,500.00	\$0.00	0.00
11000-2100-53330-2000-001752-0000-00000	Operational-Professional Development	\$90.00	\$0.00	\$90.00	\$0.00	(\$90.00)	0.00
11000-2100-55915-0000-001752-0000-00000	Operational-Other Contract Services	\$979.22	\$8,933.00	\$979.22	\$3,970.00	\$3,983.78	10.96
11000-2100-56118-0000-001752-0000-00000	General Supplies and Materials	\$0.00	\$3,481.00	\$6,932.30	\$1,040.98	(\$4,492.28)	199.14
Subtotal of Element: Expenditure		\$30,362.98	\$410,202.00	\$93,827.30	\$317,684.88	(\$1,310.18)	22.87
Subtotal of Element: [Function] 2100 - Support Services-Students		\$30,362.98	\$410,202.00	\$93,827.30	\$317,684.88	(\$1,310.18)	22.87
11000-2200-51100-0000-001752-1211-00000	Operational-Salaries Expense	\$14,873.84	\$195,728.00	\$40,261.52	\$153,098.48	\$2,368.00	20.57
11000-2200-52111-0000-001752-0000-00000	Educational Retirement	\$2,104.64	\$27,698.00	\$5,696.98	\$21,663.54	\$337.48	20.56
11000-2200-52112-0000-001752-0000-00000	ERA - Retiree Health	\$297.48	\$3,917.00	\$805.24	\$3,061.97	\$49.79	20.55
11000-2200-52210-0000-001752-0000-00000	FICA Payments	\$860.82	\$12,137.00	\$2,341.11	\$5,159.07	\$4,636.82	19.28
11000-2200-52220-0000-001752-0000-00000	Medicare Payments	\$201.34	\$2,841.00	\$547.51	\$2,070.84	\$222.65	19.27
11000-2200-52311-0000-001752-0000-00000	Health and Medical Premiums	\$1,452.55	\$20,242.00	\$4,385.32	\$15,251.89	\$604.79	21.66
11000-2200-52312-0000-001752-0000-00000	Life	\$11.84	\$143.00	\$55.85	\$124.32	(\$37.17)	39.05
11000-2200-52313-0000-001752-0000-00000	Dental	\$26.14	\$309.00	\$102.53	\$274.47	(\$68.00)	33.18
11000-2200-52314-0000-001752-0000-00000	Vision	\$5.74	\$69.00	\$22.49	\$60.27	(\$13.76)	32.59
11000-2200-52315-0000-001752-0000-00000	Disability	\$26.69	\$320.00	\$95.93	\$280.36	(\$56.29)	29.97
11000-2200-52500-0000-001752-0000-00000	Unemployment Compensation	\$20.30	\$1,066.00	\$60.90	\$194.49	\$810.61	5.71
11000-2200-52710-0000-001752-0000-00000	Workers Compensation Premium	\$0.00	\$3,915.00	\$3,186.00	\$0.00	\$729.00	81.37
11000-2200-52720-0000-001752-0000-00000	Workers Compensation Employer's Fee	\$1.94	\$26.00	\$4.27	\$20.61	\$1.12	16.42
11000-2200-55915-0000-001752-0000-00000	Operational-Other Contract Services	\$0.00	\$4,681.00	\$0.00	\$0.00	\$4,681.00	0.00
11000-2200-56113-0000-001752-0000-00000	Operational-Software	\$0.00	\$0.00	\$0.00	\$2,352.00	(\$2,352.00)	0.00
Subtotal of Element: Expenditure		\$19,883.32	\$273,092.00	\$57,565.65	\$203,612.31	\$11,914.04	21.08
Subtotal of Element: [Function] 2200 - Support Services-Instruction		\$19,883.32	\$273,092.00	\$57,565.65	\$203,612.31	\$11,914.04	21.08

11000-2300-51100-0000-001752-1111-00000	Operational-Salaries Expense	\$7,753.84	\$99,840.00	\$23,261.52	\$77,538.48	(\$960.00)	23.29
11000-2300-51100-0000-001752-1114-00000	Operational-Salaries Expense	\$5,447.54	\$70,818.00	\$13,618.85	\$57,199.15	\$0.00	19.23
11000-2300-51300-0000-001752-1113-00000	Operational-Additional Compensation	\$0.00	\$1,000.00	\$0.00	\$0.00	\$1,000.00	0.00
11000-2300-52111-0000-001752-0000-00000	Operational-Educational Retirement	\$1,867.98	\$24,294.00	\$5,218.53	\$19,065.41	\$10.06	21.48
11000-2300-52112-0000-001752-0000-00000	Operational-ERA - Retiree Health	\$264.04	\$3,434.00	\$737.64	\$2,694.85	\$1.51	21.48
11000-2300-52210-0000-001752-0000-00000	Operational-FICA Payments	\$760.96	\$10,645.00	\$2,146.76	\$7,772.58	\$725.66	20.16
11000-2300-52220-0000-001752-0000-00000	Operational-Medicare Payments	\$177.96	\$2,491.00	\$502.05	\$1,817.66	\$171.29	20.15
11000-2300-52311-0000-001752-0000-00000	Operational-Health and Medical Premiums	\$1,311.09	\$16,094.00	\$3,181.05	\$13,766.56	(\$853.61)	19.76
11000-2300-52312-0000-001752-0000-00000	Operational-Life	\$9.40	\$114.00	\$23.50	\$98.70	(\$8.20)	20.61
11000-2300-52313-0000-001752-0000-00000	Operational-Dental	\$68.48	\$825.00	\$171.20	\$719.04	(\$65.24)	20.75
11000-2300-52314-0000-001752-0000-00000	Operational-Vision	\$12.25	\$148.00	\$30.62	\$128.74	(\$11.36)	20.68
11000-2300-52315-0000-001752-0000-00000	Operational-Disability	\$15.30	\$184.00	\$38.25	\$160.65	(\$14.90)	20.78
11000-2300-52500-0000-001752-0000-00000	Operational-Unemployment Compensation	\$0.00	\$853.00	\$12.79	\$170.28	\$669.93	1.49
11000-2300-52710-0000-001752-0000-00000	Operational-Workers Compensation Premium	\$0.00	\$3,412.00	\$2,509.00	\$0.00	\$903.00	73.53
11000-2300-52720-0000-001752-0000-00000	Operational-Workers Compensation Employer's Fee	\$1.54	\$21.00	\$3.46	\$16.40	\$1.14	16.47
11000-2300-53330-0000-001752-0000-00000	Operational-Professional Development	\$0.00	\$1,000.00	\$0.00	\$0.00	\$1,000.00	0.00
11000-2300-53411-0000-001752-0000-00000	Auditing	\$323.63	\$13,287.00	\$836.04	\$12,450.96	\$0.00	6.29
11000-2300-53413-0000-001752-0000-00000	Legal	\$2,157.50	\$20,000.00	\$4,315.00	\$15,685.00	\$0.00	21.57
11000-2300-53414-0000-001752-0000-00000	Operational-Other Services	\$0.00	\$6,660.00	\$0.00	\$0.00	\$6,660.00	0.00
11000-2300-55400-0000-001752-0000-00000	Operational-Advertising	\$0.00	\$1,500.00	\$0.00	\$0.00	\$1,500.00	0.00
11000-2300-55812-0000-001752-0000-00000	Board Training	\$0.00	\$1,000.00	\$0.00	\$0.00	\$1,000.00	0.00
11000-2300-56118-0000-001752-0000-00000	Operational-General Supplies and Materials	\$0.00	\$1,000.00	\$0.00	\$0.00	\$1,000.00	0.00
Subtotal of Element: Expenditure		\$20,171.51	\$278,620.00	\$56,606.26	\$209,284.46	\$12,729.28	20.32
Subtotal of Element: [Function] 2300 - Support Services-General Administration		\$20,171.51	\$278,620.00	\$56,606.26	\$209,284.46	\$12,729.28	20.32
11000-2400-51100-0000-001752-1217-00000	Salaries Expense: Secretarial/Clerical/Technical Assistants	\$1,552.30	\$40,180.00	\$4,656.90	\$15,523.10	\$20,000.00	11.59
11000-2400-51300-0000-001752-1217-00000	Operational-Additional Compensation	\$0.00	\$1,650.00	\$0.00	\$0.00	\$1,650.00	0.00
11000-2400-52111-0000-001752-0000-00000	Educational Retirement	\$219.66	\$5,924.00	\$658.98	\$2,196.54	\$3,068.48	11.12
11000-2400-52112-0000-001752-0000-00000	ERA - Retiree Health	\$31.04	\$837.00	\$93.12	\$310.36	\$433.52	11.12
11000-2400-52210-0000-001752-0000-00000	FICA Payments	\$96.24	\$2,550.00	\$288.72	\$962.52	\$1,298.76	11.32
11000-2400-52220-0000-001752-0000-00000	Medicare Payments	\$22.52	\$607.00	\$67.56	\$225.17	\$314.27	11.13
11000-2400-52311-0000-001752-0000-00000	Health and Medical Premiums	\$0.00	\$8,002.00	\$0.00	\$0.00	\$8,002.00	0.00
11000-2400-52312-0000-001752-0000-00000	Life	\$3.52	\$72.00	\$8.80	\$38.72	\$24.48	12.22
11000-2400-52313-0000-001752-0000-00000	Dental	\$0.00	\$193.00	\$0.00	\$0.00	\$193.00	0.00
11000-2400-52314-0000-001752-0000-00000	Vision	\$0.00	\$64.00	\$0.00	\$0.00	\$64.00	0.00
11000-2400-52500-0000-001752-0000-00000	Unemployment Compensation	\$5.12	\$533.00	\$15.36	\$48.37	\$469.27	2.88
11000-2400-52710-0000-001752-0000-00000	Workers Compensation Premium	\$0.00	\$804.00	\$591.00	\$0.00	\$213.00	73.50
11000-2400-52720-0000-001752-0000-00000	Workers Compensation Employer's Fee	\$0.57	\$13.00	\$1.42	\$5.42	\$6.16	10.92
11000-2400-53711-0000-001752-0000-00000	Operational-Other Charges	\$0.00	\$1,513.00	\$0.00	\$0.00	\$1,513.00	0.00
11000-2400-55915-0000-001752-0000-00000	Operational-Other Contract Services	\$200.00	\$0.00	\$1,650.00	\$250.00	(\$1,900.00)	0.00
11000-2400-56113-0000-001752-0000-00000	Operational-Software	\$0.00	\$2,352.00	\$0.00	\$0.00	\$2,352.00	0.00

11000-2400-56118-0000-001752-0000-00000	General Supplies and Materials	\$322.85	\$3,250.00	\$678.69	\$479.70	\$2,091.61	20.88
11000-2400-57332-0000-001752-0000-00000	Operational-Supply Assets (\$5,000 or Less)	\$0.00	\$3,561.00	\$0.00	\$0.00	\$3,561.00	0.00
Subtotal of Element: Expenditure		\$2,453.82	\$72,105.00	\$8,710.55	\$20,039.90	\$43,354.55	12.08
Subtotal of Element: [Function] 2400 - Support Services-School Administration		\$2,453.82	\$72,105.00	\$8,710.55	\$20,039.90	\$43,354.55	12.08
11000-2500-53330-0000-001752-0000-00000	Operational-Professional Development	\$0.00	\$800.00	\$0.00	\$0.00	\$800.00	0.00
11000-2500-53414-0000-001752-0000-00000	Operational-Other Services	\$14,190.95	\$134,693.00	\$31,348.48	\$130,749.26	(\$27,404.74)	23.27
11000-2500-53711-0000-001752-0000-00000	Other Charges	\$0.00	\$25.00	\$0.00	\$88.00	(\$63.00)	0.00
11000-2500-54630-0000-001752-0000-00000	Operational-Rentals - Computers and Related Equipment	\$0.00	\$0.00	\$0.00	\$748.08	(\$748.08)	0.00
11000-2500-55400-0000-001752-0000-00000	Operational-Advertising	\$0.00	\$0.00	\$0.00	\$539.38	(\$539.38)	0.00
11000-2500-55915-0000-001752-0000-00000	Operational-Other Contract Services	\$0.00	\$36,499.00	\$0.00	\$900.00	\$35,599.00	0.00
11000-2500-56113-0000-001752-0000-00000	Operational-Software	\$0.00	\$14,557.00	\$14,970.98	\$0.00	(\$413.98)	102.84
11000-2500-56118-0000-001752-0000-00000	General Supplies and Materials	\$0.00	\$548.00	\$0.00	\$1,113.00	(\$565.00)	0.00
Subtotal of Element: Expenditure		\$14,190.95	\$187,122.00	\$46,319.46	\$134,137.72	\$6,664.82	24.75
Subtotal of Element: [Function] 2500 - Central Services		\$14,190.95	\$187,122.00	\$46,319.46	\$134,137.72	\$6,664.82	24.75
11000-2600-53711-0000-001752-0000-00000	Operational-Other Charges	\$0.00	\$0.00	\$0.00	\$25.00	(\$25.00)	0.00
11000-2600-54312-0000-001752-0000-00000	Operational-Maintenance & Repair - Buildings And Grounds	\$0.00	\$5,000.00	\$0.00	\$0.00	\$5,000.00	0.00
11000-2600-54313-0000-001752-0000-00000	Operational-Maintenance & Repair - Vehicles	\$0.00	\$1,500.00	\$0.00	\$0.00	\$1,500.00	0.00
11000-2600-54411-0000-001752-0000-00000	Electricity	\$822.59	\$16,193.00	\$3,181.44	\$13,011.65	(\$0.09)	19.64
11000-2600-54412-0000-001752-0000-00000	Natural Gas (Buildings)	\$58.17	\$1,500.00	\$97.77	\$1,402.23	\$0.00	6.51
11000-2600-54415-0000-001752-0000-00000	Water/Sewage	\$332.73	\$4,208.00	\$990.19	\$3,155.99	\$61.82	23.53
11000-2600-54416-0000-001752-0000-00000	Communication Services	\$1,000.19	\$53,616.00	\$3,841.74	\$65,923.84	(\$16,149.58)	7.16
11000-2600-54610-0000-001752-0000-00000	Rental - Land and Buildings	\$18,800.00	\$58,471.00	\$75,200.00	\$150,400.00	(\$167,129.00)	128.61
11000-2600-55200-0000-001752-0000-00000	Property/Liability Insurance	\$0.00	\$40,984.00	\$19,630.00	\$0.00	\$21,354.00	47.89
11000-2600-55915-0000-001752-0000-00000	Other Contract Services	\$3,712.14	\$35,928.00	\$6,801.70	\$35,829.70	(\$6,703.40)	18.93
11000-2600-56118-0000-001752-0000-00000	General Supplies and Materials	\$0.00	\$11,881.00	\$1,330.14	\$1,306.34	\$9,244.52	11.19
11000-2600-56211-0000-001752-0000-00000	Operational-Gasoline	\$0.00	\$1,200.00	\$9.50	\$0.00	\$1,190.50	0.79
11000-2600-57332-0000-001752-0000-00000	Operational-Supply Assets (\$5,000 or Less)	\$0.00	\$1,600.00	\$0.00	\$0.00	\$1,600.00	0.00
Subtotal of Element: Expenditure		\$24,725.82	\$232,081.00	\$111,082.48	\$271,054.75	(\$150,056.23)	47.86
Subtotal of Element: [Function] 2600 - Operation & Maintenance of Plant		\$24,725.82	\$232,081.00	\$111,082.48	\$271,054.75	(\$150,056.23)	47.86
11000-2700-56215-0000-001752-0000-00000	Tires	\$0.00	\$1,000.00	\$0.00	\$0.00	\$1,000.00	0.00
11000-2700-56216-0000-001752-0000-00000	Maintenance Supplies/ Parts	\$0.00	\$500.00	\$0.00	\$0.00	\$500.00	0.00
Subtotal of Element: Expenditure		\$0.00	\$1,500.00	\$0.00	\$0.00	\$1,500.00	0.00
Subtotal of Element: [Function] 2700 - Student Transportation		\$0.00	\$1,500.00	\$0.00	\$0.00	\$1,500.00	0.00
11000-2900-58211-0000-001752-0000-00000	Operational-Tax Liability/Penalty	\$0.00	\$0.00	\$71.75	\$0.00	(\$71.75)	0.00
11000-2900-58213-0000-001752-0000-00000	Operational-Emergency Reserve	\$0.00	\$118,000.00	\$0.00	\$0.00	\$118,000.00	0.00
Subtotal of Element: Expenditure		\$0.00	\$118,000.00	\$71.75	\$0.00	\$117,928.25	0.06
Subtotal of Element: [Function] 2900 - Other Support Services		\$0.00	\$118,000.00	\$71.75	\$0.00	\$117,928.25	0.06

11000-3100-53330-0000-001752-0000-00000	Operational-Professional Development	\$0.00	\$0.00	\$0.00	\$188.78	(\$188.78)	0.00
11000-3100-53711-0000-001752-0000-00000	Operational-Other Charges	\$0.00	\$0.00	\$120.00	\$0.00	(\$120.00)	0.00
11000-3100-56116-0000-001752-0000-00000	Operational-Food	\$0.00	\$500.00	\$0.00	\$0.00	\$500.00	0.00
Subtotal of Element: Expenditure		\$0.00	\$500.00	\$120.00	\$188.78	\$191.22	24.00
Subtotal of Element: [Function] 3100 - Food Services Operations		\$0.00	\$500.00	\$120.00	\$188.78	\$191.22	24.00
11000-4000-57111-0000-001752-0000-00000	Operational-Land	\$0.00	\$500,000.00	\$0.00	\$0.00	\$500,000.00	0.00
11000-4000-57200-0000-001752-0000-00000	Operational-Buildings Purchase	\$0.00	\$735,000.00	\$0.00	\$0.00	\$735,000.00	0.00
Subtotal of Element: Expenditure		\$0.00	\$1,235,000.00	\$0.00	\$0.00	\$1,235,000.00	0.00
Subtotal of Element: [Function] 4000 - Capital Outlay		\$0.00	\$1,235,000.00	\$0.00	\$0.00	\$1,235,000.00	0.00
Subtotal of Element: [Fund] 11000 - Operational		\$165,702.99	\$4,026,948.00	\$534,610.56	\$1,722,847.83	\$1,769,489.61	13.28
14000-1000-56107-1010-001752-0000-00000	Instructional Materials-Instructional Materials Credit - 50% Textbooks	\$0.00	\$7,435.00	\$0.00	\$1,788.00	\$5,647.00	0.00
14000-1000-56109-1010-001752-0000-00000	Instructional Materials-Instructional Materials On-Line	\$0.00	\$5,944.00	\$0.00	\$0.00	\$5,944.00	0.00
14000-1000-56111-1010-001752-0000-00000	Instructional Materials-Instructional Materials Cash - 50% Textbooks	\$0.00	\$0.00	\$421.49	\$0.00	(\$421.49)	0.00
14000-1000-56113-1010-001752-0000-00000	Instructional Materials-Software	\$0.00	\$13,489.00	\$0.00	\$0.00	\$13,489.00	0.00
Subtotal of Element: Expenditure		\$0.00	\$26,868.00	\$421.49	\$1,788.00	\$24,658.51	1.57
Subtotal of Element: [Function] 1000 - Instruction		\$0.00	\$26,868.00	\$421.49	\$1,788.00	\$24,658.51	1.57
Subtotal of Element: [Fund] 14000 - Instructional Materials		\$0.00	\$26,868.00	\$421.49	\$1,788.00	\$24,658.51	1.57
23000-1000-55915-9000-001752-0000-00000	Non-Instructional Support-Other Contract Services	\$0.00	\$1,025.00	\$0.00	\$0.00	\$1,025.00	0.00
23000-1000-56118-9000-001752-0000-00000	Non-Instructional Support-General Supplies and Materials	\$0.00	\$1,358.00	\$0.00	\$0.00	\$1,358.00	0.00
Subtotal of Element: Expenditure		\$0.00	\$2,383.00	\$0.00	\$0.00	\$2,383.00	0.00
Subtotal of Element: [Function] 1000 - Instruction		\$0.00	\$2,383.00	\$0.00	\$0.00	\$2,383.00	0.00
Subtotal of Element: [Fund] 23000 - Non-Instructional Support		\$0.00	\$2,383.00	\$0.00	\$0.00	\$2,383.00	0.00
24101-1000-51100-1010-001752-1411-00000	Title I - IASA-Salaries Expense	\$1,634.16	\$21,244.00	\$4,085.40	\$17,158.60	\$0.00	19.23
24101-1000-52111-0000-001752-0000-00000	Title I - IASA-Educational Retirement	\$0.00	\$3,007.00	\$0.00	\$0.00	\$3,007.00	0.00
24101-1000-52111-1010-001752-0000-00000	Title I - IASA-Educational Retirement	\$231.22	\$0.00	\$578.05	\$2,428.00	(\$3,006.05)	0.00
24101-1000-52112-0000-001752-0000-00000	Title I - IASA-ERA - Retiree Health	\$0.00	\$425.00	\$0.00	\$0.00	\$425.00	0.00
24101-1000-52112-1010-001752-0000-00000	Title I - IASA-ERA - Retiree Health	\$32.68	\$0.00	\$81.70	\$343.15	(\$424.85)	0.00
24101-1000-52210-0000-001752-0000-00000	Title I - IASA-FICA Payments	\$0.00	\$1,318.00	\$0.00	\$0.00	\$1,318.00	0.00
24101-1000-52210-1010-001752-0000-00000	Title I - IASA-FICA Payments	\$95.00	\$0.00	\$234.59	\$959.77	(\$1,194.36)	0.00
24101-1000-52220-0000-001752-0000-00000	Title I - IASA-Medicare Payments	\$0.00	\$309.00	\$0.00	\$0.00	\$309.00	0.00
24101-1000-52220-1010-001752-0000-00000	Title I - IASA-Medicare Payments	\$22.22	\$0.00	\$54.88	\$224.36	(\$279.24)	0.00
24101-1000-52311-0000-001752-0000-00000	Title I - IASA-Health and Medical Premiums	\$0.00	\$1,872.00	\$0.00	\$0.00	\$1,872.00	0.00
24101-1000-52311-1010-001752-0000-00000	Title I - IASA-Health and Medical Premiums	\$143.94	\$0.00	\$355.41	\$1,511.37	(\$1,866.78)	0.00
24101-1000-52312-0000-001752-0000-00000	Title I - IASA-Life	\$0.00	\$25.00	\$0.00	\$0.00	\$25.00	0.00

24101-1000-52312-1010-001752-0000-00000	Title I - IASA-Life	\$2.02	\$0.00	\$5.05	\$21.21	(\$26.26)	0.00
24101-1000-52313-0000-001752-0000-00000	Title I - IASA-Dental	\$0.00	\$96.00	\$0.00	\$0.00	\$96.00	0.00
24101-1000-52313-1010-001752-0000-00000	Title I - IASA-Dental	\$7.38	\$0.00	\$18.45	\$77.49	(\$95.94)	0.00
24101-1000-52314-0000-001752-0000-00000	Title I - IASA-Vision	\$0.00	\$21.00	\$0.00	\$0.00	\$21.00	0.00
24101-1000-52314-1010-001752-0000-00000	Title I - IASA-Vision	\$1.62	\$0.00	\$4.05	\$17.01	(\$21.06)	0.00
24101-1000-52500-0000-001752-0000-00000	Title I - IASA-Unemployment Compensation	\$0.00	\$184.00	\$0.00	\$0.00	\$184.00	0.00
24101-1000-52500-1010-001752-0000-00000	Title I - IASA-Unemployment Compensation	\$5.40	\$0.00	\$13.50	\$31.26	(\$44.76)	0.00
24101-1000-52710-0000-001752-0000-00000	Title I - IASA-Workers Compensation Premium	\$0.00	\$425.00	\$0.00	\$0.00	\$425.00	0.00
24101-1000-52720-0000-001752-0000-00000	Title I - IASA-Workers Compensation Employer's Fee	\$0.00	\$5.00	\$0.00	\$0.00	\$5.00	0.00
24101-1000-52720-1010-001752-0000-00000	Title I - IASA-Workers Compensation Employer's Fee	\$0.33	\$0.00	\$0.66	\$3.57	(\$4.23)	0.00
24101-1000-53711-1010-001752-0000-00000	Title I - IASA-Other Charges	\$0.00	\$100.00	\$0.00	\$0.00	\$100.00	0.00
24101-1000-56118-1010-001752-0000-00000	Title I - IASA-General Supplies and Materials	\$0.00	\$999.00	\$0.00	\$0.00	\$999.00	0.00
Subtotal of Element: Expenditure		\$2,175.97	\$30,030.00	\$5,431.74	\$22,775.79	\$1,822.47	18.09
Subtotal of Element: [Function] 1000 - Instruction		\$2,175.97	\$30,030.00	\$5,431.74	\$22,775.79	\$1,822.47	18.09
24101-2100-51100-0000-001752-1214-00000	Title I - IASA-Salaries Expense	\$2,160.00	\$28,080.00	\$5,400.00	\$22,680.00	\$0.00	19.23
24101-2100-52111-0000-001752-0000-00000	Title I - IASA-Educational Retirement	\$305.64	\$4,234.00	\$764.10	\$3,209.22	\$260.68	18.04
24101-2100-52112-0000-001752-0000-00000	Title I - IASA-ERA - Retiree Health	\$43.20	\$562.00	\$108.00	\$453.60	\$0.40	19.21
24101-2100-52210-0000-001752-0000-00000	Title I - IASA-FICA Payments	\$133.92	\$1,741.00	\$334.80	\$1,406.16	\$0.04	19.23
24101-2100-52220-0000-001752-0000-00000	Title I - IASA-Medicare Payments	\$31.32	\$408.00	\$78.30	\$328.86	\$0.84	19.19
24101-2100-52312-0000-001752-0000-00000	Title I - IASA-Life	\$2.82	\$34.00	\$7.05	\$29.61	(\$2.66)	20.73
24101-2100-52500-0000-001752-0000-00000	Title I - IASA-Unemployment Compensation	\$0.00	\$256.00	\$2.80	\$48.22	\$204.98	1.09
24101-2100-52710-0000-001752-0000-00000	Title I - IASA-Workers Compensation Premium	\$0.00	\$562.00	\$0.00	\$0.00	\$562.00	0.00
24101-2100-52720-0000-001752-0000-00000	Title I - IASA-Workers Compensation Employer's Fee	\$0.46	\$6.00	\$0.92	\$4.53	\$0.55	15.33
Subtotal of Element: Expenditure		\$2,677.36	\$35,883.00	\$6,695.97	\$28,160.20	\$1,026.83	18.66
Subtotal of Element: [Function] 2100 - Support Services-Students		\$2,677.36	\$35,883.00	\$6,695.97	\$28,160.20	\$1,026.83	18.66
Subtotal of Element: [Fund] 24101 - Title I - IASA		\$4,853.33	\$65,913.00	\$12,127.71	\$50,935.99	\$2,849.30	18.40
24106-1000-51100-2000-001752-1412-00000	Salaries Expense: Teachers- Special Education	\$3,195.46	\$41,541.00	\$7,988.65	\$33,552.35	\$0.00	19.23
24106-1000-52111-0000-001752-0000-00000	Educational Retirement	\$0.00	\$5,579.00	\$0.00	\$0.00	\$5,579.00	0.00
24106-1000-52111-2000-001752-0000-00000	Entitlement IDEA-B-Educational Retirement	\$452.16	\$0.00	\$1,130.40	\$4,747.88	(\$5,878.28)	0.00
24106-1000-52112-0000-001752-0000-00000	ERA - Retiree Health	\$0.00	\$762.00	\$0.00	\$0.00	\$762.00	0.00
24106-1000-52112-2000-001752-0000-00000	Entitlement IDEA-B-ERA - Retiree Health	\$63.92	\$0.00	\$159.80	\$671.16	(\$830.96)	0.00
24106-1000-52210-0000-001752-0000-00000	FICA Payments	\$0.00	\$2,362.00	\$0.00	\$0.00	\$2,362.00	0.00
24106-1000-52210-2000-001752-0000-00000	Entitlement IDEA-B-FICA Payments	\$186.54	\$0.00	\$461.84	\$0.00	(\$461.84)	0.00
24106-1000-52220-0000-001752-0000-00000	Medicare Payments	\$0.00	\$553.00	\$0.00	\$0.00	\$553.00	0.00
24106-1000-52220-2000-001752-0000-00000	Entitlement IDEA-B-Medicare Payments	\$43.64	\$0.00	\$108.02	\$428.78	(\$536.80)	0.00
24106-1000-52311-0000-001752-0000-00000	Health and Medical Premiums	\$0.00	\$0.00	(\$1,300.32)	\$0.00	\$1,300.32	0.00
24106-1000-52311-2000-001752-0000-00000	Entitlement IDEA-B-Health and Medical Premiums	\$264.74	\$0.00	\$764.26	\$2,779.77	(\$3,544.03)	0.00

24106-1000-52312-0000-001752-0000-00000	Life	\$0.00	\$35.00	\$0.00	\$0.00	\$35.00	0.00
24106-1000-52312-2000-001752-0000-00000	Entitlement IDEA-B-Life	\$3.34	\$0.00	\$10.02	\$35.07	(\$45.09)	0.00
24106-1000-52313-2000-001752-0000-00000	Entitlement IDEA-B-Dental	\$12.22	\$0.00	\$36.66	\$128.31	(\$164.97)	0.00
24106-1000-52314-2000-001752-0000-00000	Entitlement IDEA-B-Vision	\$2.68	\$0.00	\$8.04	\$28.14	(\$36.18)	0.00
24106-1000-52500-0000-001752-0000-00000	Unemployment Compensation	\$0.00	\$245.00	\$0.00	\$0.00	\$245.00	0.00
24106-1000-52500-2000-001752-0000-00000	Entitlement IDEA-B-Unemployment Compensation	\$10.54	\$0.00	\$26.35	\$50.09	(\$76.44)	0.00
24106-1000-52710-0000-001752-0000-00000	Workers Compensation Premium	\$0.00	\$645.00	\$0.00	\$0.00	\$645.00	0.00
24106-1000-52720-0000-001752-0000-00000	Workers Compensation Employer's Fee	\$0.00	\$7.00	\$0.00	\$0.00	\$7.00	0.00
24106-1000-52720-2000-001752-0000-00000	Entitlement IDEA-B-Workers Compensation Employer's Fee	\$0.55	\$0.00	\$1.10	\$5.89	(\$6.99)	0.00
Subtotal of Element: Expenditure		\$4,235.79	\$51,729.00	\$9,394.82	\$42,427.44	(\$93.26)	18.16
Subtotal of Element: [Function] 1000 - Instruction		\$4,235.79	\$51,729.00	\$9,394.82	\$42,427.44	(\$93.26)	18.16
Subtotal of Element: [Fund] 24106 - Entitlement IDEA-B		\$4,235.79	\$51,729.00	\$9,394.82	\$42,427.44	(\$93.26)	18.16
24153-1000-56118-1010-001752-0000-00000	English Language Acquisition-General Supplies and Materials	\$0.00	\$2,820.00	\$0.00	\$0.00	\$2,820.00	0.00
Subtotal of Element: Expenditure		\$0.00	\$2,820.00	\$0.00	\$0.00	\$2,820.00	0.00
Subtotal of Element: [Function] 1000 - Instruction		\$0.00	\$2,820.00	\$0.00	\$0.00	\$2,820.00	0.00
Subtotal of Element: [Fund] 24153 - English Language Acquisition		\$0.00	\$2,820.00	\$0.00	\$0.00	\$2,820.00	0.00
24154-1000-53330-0000-001752-0000-00000	Teacher/Principal Training & Recruiting-Professional Development	\$0.00	\$4,000.00	\$0.00	\$0.00	\$4,000.00	0.00
24154-1000-53330-1010-001752-0000-00000	Teacher/Principal Training & Recruiting-Professional Development	\$0.00	\$0.00	\$161.73	\$0.00	(\$161.73)	0.00
Subtotal of Element: Expenditure		\$0.00	\$4,000.00	\$161.73	\$0.00	\$3,838.27	4.04
Subtotal of Element: [Function] 1000 - Instruction		\$0.00	\$4,000.00	\$161.73	\$0.00	\$3,838.27	4.04
24154-2200-53330-0000-001752-0000-00000	Teacher/Principal Training & Recruiting-Professional Development	\$0.00	\$2,953.00	\$0.00	\$0.00	\$2,953.00	0.00
Subtotal of Element: Expenditure		\$0.00	\$2,953.00	\$0.00	\$0.00	\$2,953.00	0.00
Subtotal of Element: [Function] 2200 - Support Services-Instruction		\$0.00	\$2,953.00	\$0.00	\$0.00	\$2,953.00	0.00
24154-2400-53330-0000-001752-0000-00000	Teacher/Principal Training & Recruiting-Professional Development	\$0.00	\$3,223.00	\$0.00	\$0.00	\$3,223.00	0.00
Subtotal of Element: Expenditure		\$0.00	\$3,223.00	\$0.00	\$0.00	\$3,223.00	0.00
Subtotal of Element: [Function] 2400 - Support Services-School Administration		\$0.00	\$3,223.00	\$0.00	\$0.00	\$3,223.00	0.00
Subtotal of Element: [Fund] 24154 - Teacher/Principal Training & Recruiting		\$0.00	\$10,176.00	\$161.73	\$0.00	\$10,014.27	1.59
24174-1000-55915-1010-001752-0000-00000	Carl D Perkins Secondary - Current-Other Contract Services	\$0.00	\$5,000.00	\$0.00	\$0.00	\$5,000.00	0.00
Subtotal of Element: Expenditure		\$0.00	\$5,000.00	\$0.00	\$0.00	\$5,000.00	0.00
Subtotal of Element: [Function] 1000 - Instruction		\$0.00	\$5,000.00	\$0.00	\$0.00	\$5,000.00	0.00

24174-2100-55915-0000-001752-0000-00000	Carl D Perkins Secondary - Current-Other Contract Services	\$0.00	\$3,180.00	\$0.00	\$0.00	\$3,180.00	0.00
Subtotal of Element: Expenditure		\$0.00	\$3,180.00	\$0.00	\$0.00	\$3,180.00	0.00
Subtotal of Element: [Function] 2100 - Support Services-Students		\$0.00	\$3,180.00	\$0.00	\$0.00	\$3,180.00	0.00
Subtotal of Element: [Fund] 24174 - Carl D Perkins Secondary - Current		\$0.00	\$8,180.00	\$0.00	\$0.00	\$8,180.00	0.00
24190-2200-53414-0000-001752-0000-00000	Comprehensive Support and Improvement (CSI)-Other Services	\$4,828.00	\$30,122.00	\$4,828.00	\$25,141.59	\$152.41	16.02
Subtotal of Element: Expenditure		\$4,828.00	\$30,122.00	\$4,828.00	\$25,141.59	\$152.41	16.03
Subtotal of Element: [Function] 2200 - Support Services-Instruction		\$4,828.00	\$30,122.00	\$4,828.00	\$25,141.59	\$152.41	16.03
Subtotal of Element: [Fund] 24190 - Comprehensive Support and Improvement (CSI)		\$4,828.00	\$30,122.00	\$4,828.00	\$25,141.59	\$152.41	16.03
24191-1000-51300-1010-001752-1411-00000	Title I - HS Redesign-Additional Compensation	\$0.00	\$5,000.00	\$0.00	\$0.00	\$5,000.00	0.00
24191-1000-52111-0000-001752-0000-00000	Title I - HS Redesign-Educational Retirement	\$0.00	\$708.00	\$0.00	\$0.00	\$708.00	0.00
24191-1000-52112-0000-001752-0000-00000	Title I - HS Redesign-ERA - Retiree Health	\$0.00	\$100.00	\$0.00	\$0.00	\$100.00	0.00
24191-1000-52210-0000-001752-0000-00000	Title I - HS Redesign-FICA Payments	\$0.00	\$310.00	\$0.00	\$0.00	\$310.00	0.00
24191-1000-52220-0000-001752-0000-00000	Title I - HS Redesign-Medicare Payments	\$0.00	\$73.00	\$0.00	\$0.00	\$73.00	0.00
24191-1000-53330-1010-001752-0000-00000	Title I - HS Redesign-Professional	\$0.00	\$2,000.00	\$0.00	\$0.00	\$2,000.00	0.00
24191-1000-53414-1010-001752-0000-00000	Title I - HS Redesign-Other Services	\$0.00	\$52,000.00	\$2,500.00	\$5,000.00	\$44,500.00	4.80
24191-1000-53711-1010-001752-0000-00000	Title I - HS Redesign-Other Charges	\$0.00	\$2,000.00	\$0.00	\$0.00	\$2,000.00	0.00
24191-1000-56118-1010-001752-0000-00000	Title I - HS Redesign-General Supplies and Materials	\$0.00	\$1,383.00	\$0.00	\$0.00	\$1,383.00	0.00
Subtotal of Element: Expenditure		\$0.00	\$63,574.00	\$2,500.00	\$5,000.00	\$56,074.00	3.93
Subtotal of Element: [Function] 1000 - Instruction		\$0.00	\$63,574.00	\$2,500.00	\$5,000.00	\$56,074.00	3.93
24191-2100-53330-0000-001752-0000-00000	Title I - HS Redesign-Professional	\$0.00	\$2,260.00	\$0.00	\$0.00	\$2,260.00	0.00
Subtotal of Element: Expenditure		\$0.00	\$2,260.00	\$0.00	\$0.00	\$2,260.00	0.00
Subtotal of Element: [Function] 2100 - Support Services-Students		\$0.00	\$2,260.00	\$0.00	\$0.00	\$2,260.00	0.00
24191-2400-51100-0000-001752-1211-00000	Title I - HS Redesign-Salaries Expense	\$0.00	\$20,000.00	\$0.00	\$0.00	\$20,000.00	0.00
24191-2400-52111-0000-001752-0000-00000	Title I - HS Redesign-Educational Retirement	\$0.00	\$2,830.00	\$0.00	\$0.00	\$2,830.00	0.00
24191-2400-52112-0000-001752-0000-00000	Title I - HS Redesign-ERA - Retiree Health	\$0.00	\$400.00	\$0.00	\$0.00	\$400.00	0.00
24191-2400-52210-0000-001752-0000-00000	Title I - HS Redesign-FICA Payments	\$0.00	\$1,240.00	\$0.00	\$0.00	\$1,240.00	0.00
24191-2400-52220-0000-001752-0000-00000	Title I - HS Redesign-Medicare Payments	\$0.00	\$290.00	\$0.00	\$0.00	\$290.00	0.00
24191-2400-52311-0000-001752-0000-00000	Title I - HS Redesign-Health and Medical Premiums	\$0.00	\$8,002.00	\$0.00	\$0.00	\$8,002.00	0.00
24191-2400-52312-0000-001752-0000-00000	Title I - HS Redesign-Life	\$0.00	\$29.00	\$0.00	\$0.00	\$29.00	0.00
24191-2400-52313-0000-001752-0000-00000	Title I - HS Redesign-Dental	\$0.00	\$193.00	\$0.00	\$0.00	\$193.00	0.00
24191-2400-52314-0000-001752-0000-00000	Title I - HS Redesign-Vision	\$0.00	\$64.00	\$0.00	\$0.00	\$64.00	0.00
24191-2400-52500-0000-001752-0000-00000	Title I - HS Redesign-Unemployment Compensation	\$0.00	\$213.00	\$0.00	\$0.00	\$213.00	0.00
24191-2400-52710-0000-001752-0000-00000	Title I - HS Redesign-Workers Compensation Premium	\$0.00	\$400.00	\$0.00	\$0.00	\$400.00	0.00

24191-2400-52720-0000-001752-0000-00000	Title I - HS Redesign-Workers Compensation Employer's Fee	\$0.00	\$5.00	\$0.00	\$0.00	\$5.00	0.00
24191-2400-53330-0000-001752-0000-00000	Title I - HS Redesign-Professional	\$0.00	\$500.00	\$0.00	\$0.00	\$500.00	0.00
Subtotal of Element: Expenditure		\$0.00	\$34,166.00	\$0.00	\$0.00	\$34,166.00	0.00
Subtotal of Element: [Function] 2400 - Support Services-School Administration		\$0.00	\$34,166.00	\$0.00	\$0.00	\$34,166.00	0.00
Subtotal of Element: [Fund] 24191 - Title I - HS Redesign		\$0.00	\$100,000.00	\$2,500.00	\$5,000.00	\$92,500.00	2.50
24301-1000-56118-1010-001752-0000-00000	CARES Act-General Supplies and Materials	\$0.00	\$30,043.00	\$0.00	\$0.00	\$30,043.00	0.00
24301-1000-57332-1010-001752-0000-00000	CARES Act-Supply Assets (\$5,000 or Less)	\$69.00	\$30,000.00	\$69.00	\$12,880.90	\$17,050.10	0.23
Subtotal of Element: Expenditure		\$69.00	\$60,043.00	\$69.00	\$12,880.90	\$47,093.10	0.11
Subtotal of Element: [Function] 1000 - Instruction		\$69.00	\$60,043.00	\$69.00	\$12,880.90	\$47,093.10	0.11
24301-2100-56118-0000-001752-0000-00000	CARES Act-General Supplies and Materials	\$600.00	\$0.00	\$0.00	\$1,340.50	(\$1,340.50)	0.00
24301-2100-57332-0000-001752-0000-00000	CARES Act-Supply Assets (\$5,000 or Less)	\$0.00	\$0.00	\$0.00	\$5,320.50	(\$5,320.50)	0.00
Subtotal of Element: Expenditure		\$600.00	\$0.00	\$0.00	\$6,661.00	(\$6,661.00)	0.00
Subtotal of Element: [Function] 2100 - Support Services-Students		\$600.00	\$0.00	\$0.00	\$6,661.00	(\$6,661.00)	0.00
24301-2200-57332-0000-001752-0000-00000	CARES Act-Supply Assets (\$5,000 or Less)	\$0.00	\$0.00	\$0.00	\$1,655.00	(\$1,655.00)	0.00
Subtotal of Element: Expenditure		\$0.00	\$0.00	\$0.00	\$1,655.00	(\$1,655.00)	0.00
Subtotal of Element: [Function] 2200 - Support Services-Instruction		\$0.00	\$0.00	\$0.00	\$1,655.00	(\$1,655.00)	0.00
24301-2300-57332-0000-001752-0000-00000	CARES Act-Supply Assets (\$5,000 or Less)	\$0.00	\$0.00	\$0.00	\$1,655.00	(\$1,655.00)	0.00
Subtotal of Element: Expenditure		\$0.00	\$0.00	\$0.00	\$1,655.00	(\$1,655.00)	0.00
Subtotal of Element: [Function] 2300 - Support Services-General Administration		\$0.00	\$0.00	\$0.00	\$1,655.00	(\$1,655.00)	0.00
24301-2600-55915-0000-001752-0000-00000	CARES Act-Other Contract Services	\$0.00	\$1,600.00	\$0.00	\$0.00	\$1,600.00	0.00
24301-2600-57332-0000-001752-0000-00000	CARES Act-Supply Assets (\$5,000 or Less)	\$0.00	\$1,500.00	\$0.00	\$0.00	\$1,500.00	0.00
Subtotal of Element: Expenditure		\$0.00	\$3,100.00	\$0.00	\$0.00	\$3,100.00	0.00
Subtotal of Element: [Function] 2600 - Operation & Maintenance of Plant		\$0.00	\$3,100.00	\$0.00	\$0.00	\$3,100.00	0.00
Subtotal of Element: [Fund] 24301 - CARES Act		\$669.00	\$63,143.00	\$69.00	\$22,851.90	\$40,222.10	0.11
27107-2200-56114-0000-001752-0000-00000	Library GO Bonds-Library And Audio-Visual	\$0.00	\$3,618.00	\$0.00	\$0.00	\$3,618.00	0.00
Subtotal of Element: Expenditure		\$0.00	\$3,618.00	\$0.00	\$0.00	\$3,618.00	0.00
Subtotal of Element: [Function] 2200 - Support Services-Instruction		\$0.00	\$3,618.00	\$0.00	\$0.00	\$3,618.00	0.00
Subtotal of Element: [Fund] 27107 - Library GO Bonds		\$0.00	\$3,618.00	\$0.00	\$0.00	\$3,618.00	0.00
29102-1000-56118-1010-001752-0000-00000	Private Dir Grants (Categorical)-General Supplies and Materials	\$0.00	\$4,184.00	\$0.00	\$0.00	\$4,184.00	0.00
Subtotal of Element: Expenditure		\$0.00	\$4,184.00	\$0.00	\$0.00	\$4,184.00	0.00
Subtotal of Element: [Function] 1000 - Instruction		\$0.00	\$4,184.00	\$0.00	\$0.00	\$4,184.00	0.00
29102-2400-51100-0000-001752-1217-00000	Private Dir Grants (Categorical)-Salaries Expense	\$0.00	\$20,000.00	\$0.00	\$0.00	\$20,000.00	0.00

29102-2400-52111-0000-001752-0000-00000	Private Dir Grants (Categorical)-Educational Retirement	\$0.00	\$2,830.00	\$0.00	\$0.00	\$2,830.00	0.00
29102-2400-52112-0000-001752-0000-00000	Private Dir Grants (Categorical)-ERA - Retiree Health	\$0.00	\$400.00	\$0.00	\$0.00	\$400.00	0.00
29102-2400-52210-0000-001752-0000-00000	Private Dir Grants (Categorical)-FICA	\$0.00	\$1,240.00	\$0.00	\$0.00	\$1,240.00	0.00
29102-2400-52220-0000-001752-0000-00000	Private Dir Grants (Categorical)-Medicare Payments	\$0.00	\$290.00	\$0.00	\$0.00	\$290.00	0.00
29102-2400-52311-0000-001752-0000-00000	Private Dir Grants (Categorical)-Health and Medical Premiums	\$0.00	\$8,002.00	\$0.00	\$0.00	\$8,002.00	0.00
29102-2400-52312-0000-001752-0000-00000	Private Dir Grants (Categorical)-Life	\$0.00	\$29.00	\$0.00	\$0.00	\$29.00	0.00
29102-2400-52313-0000-001752-0000-00000	Private Dir Grants (Categorical)-Dental	\$0.00	\$193.00	\$0.00	\$0.00	\$193.00	0.00
29102-2400-52314-0000-001752-0000-00000	Private Dir Grants (Categorical)-Vision	\$0.00	\$64.00	\$0.00	\$0.00	\$64.00	0.00
29102-2400-52500-0000-001752-0000-00000	Private Dir Grants (Categorical)-Unemployment Compensation	\$0.00	\$213.00	\$0.00	\$0.00	\$213.00	0.00
29102-2400-52710-0000-001752-0000-00000	Private Dir Grants (Categorical)-Workers Compensation Premium	\$0.00	\$400.00	\$0.00	\$0.00	\$400.00	0.00
29102-2400-52720-0000-001752-0000-00000	Private Dir Grants (Categorical)-Workers Compensation Employer's Fee	\$0.00	\$5.00	\$0.00	\$0.00	\$5.00	0.00
Subtotal of Element: Expenditure		\$0.00	\$33,666.00	\$0.00	\$0.00	\$33,666.00	0.00
Subtotal of Element: [Function] 2400 - Support Services-School Administration		\$0.00	\$33,666.00	\$0.00	\$0.00	\$33,666.00	0.00
Subtotal of Element: [Fund] 29102 - Private Dir Grants (Categorical)		\$0.00	\$37,850.00	\$0.00	\$0.00	\$37,850.00	0.00
29114-3300-55915-0000-001752-0000-00000	McCune Charitable Foundation-Other Contract Services	\$0.00	\$4,000.00	\$0.00	\$7,500.00	(\$3,500.00)	0.00
29114-3300-56118-0000-001752-0000-00000	McCune Charitable Foundation-General Supplies and Materials	\$0.00	\$3,155.00	\$0.00	\$0.00	\$3,155.00	0.00
Subtotal of Element: Expenditure		\$0.00	\$7,155.00	\$0.00	\$7,500.00	(\$345.00)	0.00
Subtotal of Element: [Function] 3300 - Community Services Operations		\$0.00	\$7,155.00	\$0.00	\$7,500.00	(\$345.00)	0.00
Subtotal of Element: [Fund] 29114 - McCune Charitable Foundation		\$0.00	\$7,155.00	\$0.00	\$7,500.00	(\$345.00)	0.00
31400-4000-54500-0000-001752-0000-00000	Special Capital Outlay-State-Construction Services	\$0.00	\$100,000.00	\$0.00	\$0.00	\$100,000.00	0.00
31400-4000-57331-0000-001752-0000-00000	"Fixed Assets (more than \$5	\$0.00	\$45,000.00	\$0.00	\$0.00	\$45,000.00	0.00
Subtotal of Element: Expenditure		\$0.00	\$145,000.00	\$0.00	\$0.00	\$145,000.00	0.00
Subtotal of Element: [Function] 4000 - Capital Outlay		\$0.00	\$145,000.00	\$0.00	\$0.00	\$145,000.00	0.00
Subtotal of Element: [Fund] 31400 - Special Capital Outlay-State		\$0.00	\$145,000.00	\$0.00	\$0.00	\$145,000.00	0.00
31600-2300-53712-0000-001752-0000-00000	Capital Improvements HB-33-County Tax Collection Costs	\$4.11	\$3,200.00	\$42.95	\$0.00	\$3,157.05	1.34
Subtotal of Element: Expenditure		\$4.11	\$3,200.00	\$42.95	\$0.00	\$3,157.05	1.34
Subtotal of Element: [Function] 2300 - Support Services-General Administration		\$4.11	\$3,200.00	\$42.95	\$0.00	\$3,157.05	1.34
31600-4000-54640-0000-001752-0000-00000	Capital Improvements HB-33-Rentals - Lease to Purchase	\$0.00	\$532,590.00	\$0.00	\$0.00	\$532,590.00	0.00

31600-4000-57112-0000-001752-0000-00000	Capital Improvements HB-33-Land Improvements	\$0.00	\$50,000.00	\$0.00	\$0.00	\$50,000.00	0.00
Subtotal of Element: Expenditure		\$0.00	\$582,590.00	\$0.00	\$0.00	\$582,590.00	0.00
Subtotal of Element: [Function] 4000 - Capital Outlay		\$0.00	\$582,590.00	\$0.00	\$0.00	\$582,590.00	0.00
Subtotal of Element: [Fund] 31600 - Capital Improvements HB-33		\$4.11	\$585,790.00	\$42.95	\$0.00	\$585,747.05	0.01
31700-4000-57332-0000-001752-0000-00000	Capital Improvements SB-9-Supply Assets (\$5,000 or Less)	\$0.00	\$4,443.00	\$0.00	\$0.00	\$4,443.00	0.00
Subtotal of Element: Expenditure		\$0.00	\$4,443.00	\$0.00	\$0.00	\$4,443.00	0.00
Subtotal of Element: [Function] 4000 - Capital Outlay		\$0.00	\$4,443.00	\$0.00	\$0.00	\$4,443.00	0.00
Subtotal of Element: [Fund] 31700 - Capital Improvements SB-9		\$0.00	\$4,443.00	\$0.00	\$0.00	\$4,443.00	0.00
31701-2300-53712-0000-001752-0000-00000	Capital Improvements SB-9 Local-County Tax Collection Costs	\$2.06	\$1,056.00	\$21.47	\$0.00	\$1,034.53	2.03
Subtotal of Element: Expenditure		\$2.06	\$1,056.00	\$21.47	\$0.00	\$1,034.53	2.03
Subtotal of Element: [Function] 2300 - Support Services-General Administration		\$2.06	\$1,056.00	\$21.47	\$0.00	\$1,034.53	2.03
31701-4000-54640-0000-001752-0000-00000	Capital Improvements SB-9 Local-Rentals - Lease to Purchase	\$0.00	\$58,257.00	\$0.00	\$0.00	\$58,257.00	0.00
31701-4000-57112-0000-001752-0000-00000	Capital Improvements SB-9 Local-Land Improvements	\$0.00	\$289,159.00	\$0.00	\$0.00	\$289,159.00	0.00
Subtotal of Element: Expenditure		\$0.00	\$347,416.00	\$0.00	\$0.00	\$347,416.00	0.00
Subtotal of Element: [Function] 4000 - Capital Outlay		\$0.00	\$347,416.00	\$0.00	\$0.00	\$347,416.00	0.00
Subtotal of Element: [Fund] 31701 - Capital Improvements SB-9 Local		\$2.06	\$348,472.00	\$21.47	\$0.00	\$348,450.53	0.01
31703-4000-57111-0000-001752-0000-00000	SB-9 State Match Cash-Land	\$0.00	\$5,752.00	\$0.00	\$0.00	\$5,752.00	0.00
Subtotal of Element: Expenditure		\$0.00	\$5,752.00	\$0.00	\$0.00	\$5,752.00	0.00
Subtotal of Element: [Function] 4000 - Capital Outlay		\$0.00	\$5,752.00	\$0.00	\$0.00	\$5,752.00	0.00
Subtotal of Element: [Fund] 31703 - SB-9 State Match Cash		\$0.00	\$5,752.00	\$0.00	\$0.00	\$5,752.00	0.00
Grand Total		\$180,295.28	\$5,526,362.00	\$564,177.73	\$1,878,492.75	\$3,083,691.52	10.21