

**Health Leadership High School
Financial Update
January 20, 2021**

A. BARs

| | <u>BAR #</u> | <u>Fund Description</u> | <u>Reason/Type</u> | <u>Amount</u> |
|---|--------------|----------------------------------|-----------------------------|---------------|
| 1 | 2021-0030-M | 11000 - Operational | Maintenance - 1000 Function | \$ - |
| 2 | 2021-0031-M | 11000 - Operational | Maintenance - 2000 Function | \$ - |
| 3 | 2021-0032-M | 24106 - Entitlement IDEA-B | Maintenance - 1000 Function | \$ - |
| 4 | 2021-0033-T | 24301 - CARES Act | Transfer | \$ - |
| 5 | 2021-0035-T | 27502 - Career Technical Program | Transfer | \$ - |
| 6 | 2021-0036-M | 29102 - Private Dir. Grants | Maintenance - 2000 Function | \$ - |

B. Payroll & Accounts Payable Payment Vouchers

1 December 2020

C. Financial Statement Reports - as of December 31, 2020

1 Recommended Change
2 Financial Analysis
3 Bank Reconciliations

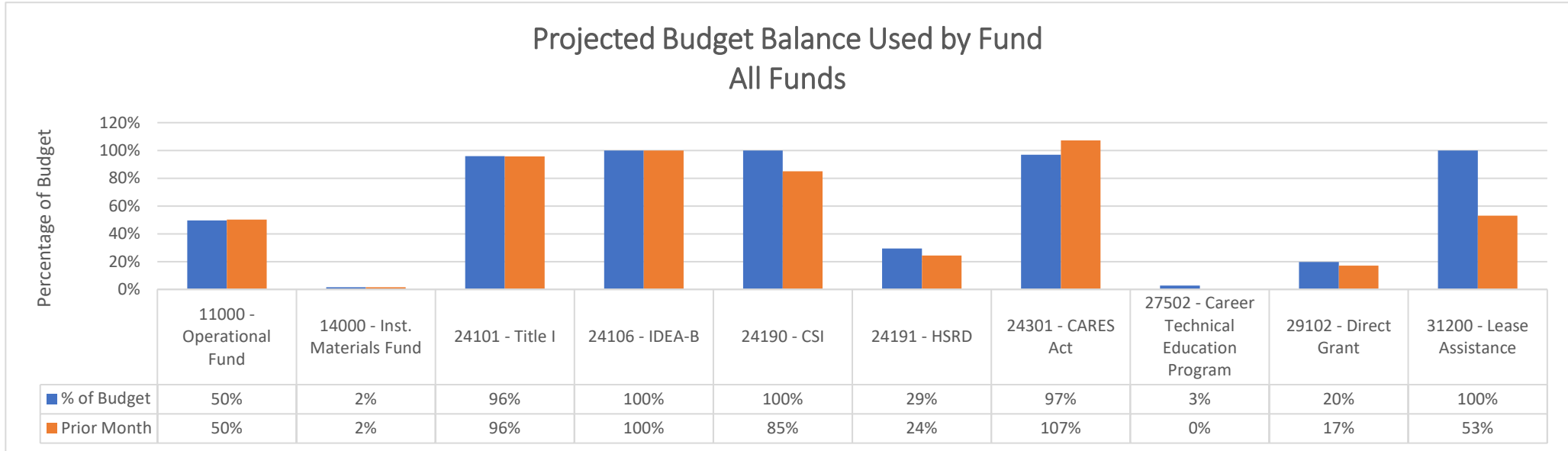
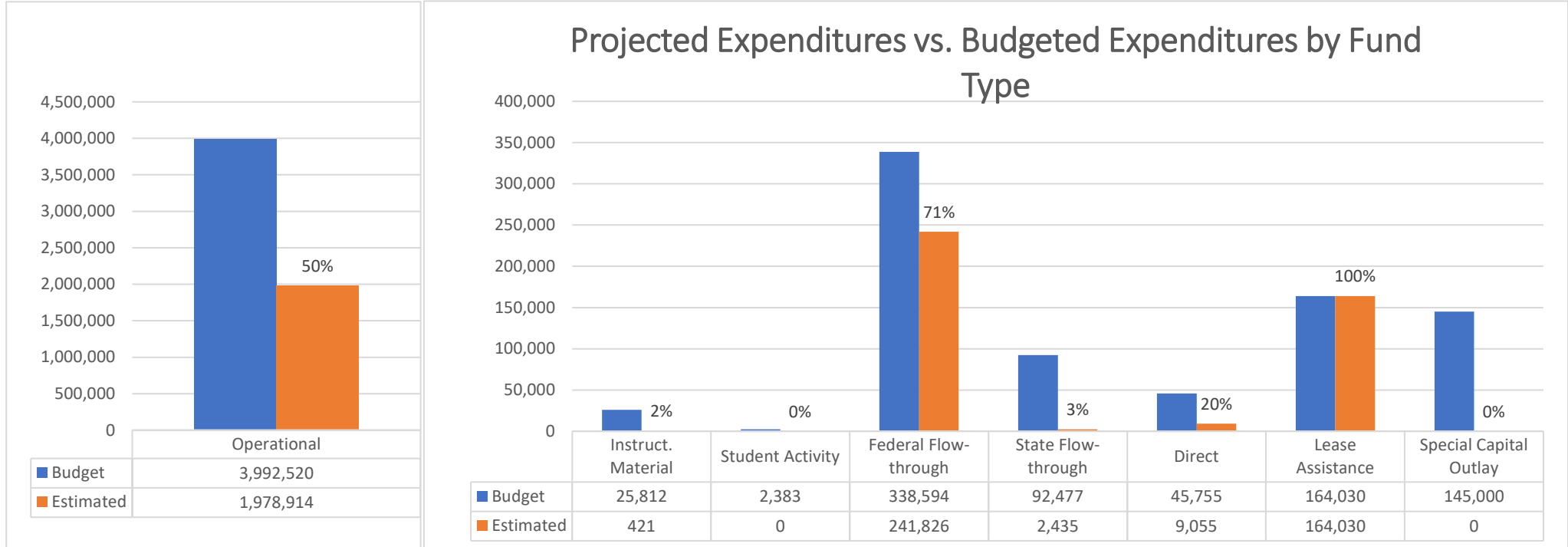
D. Other

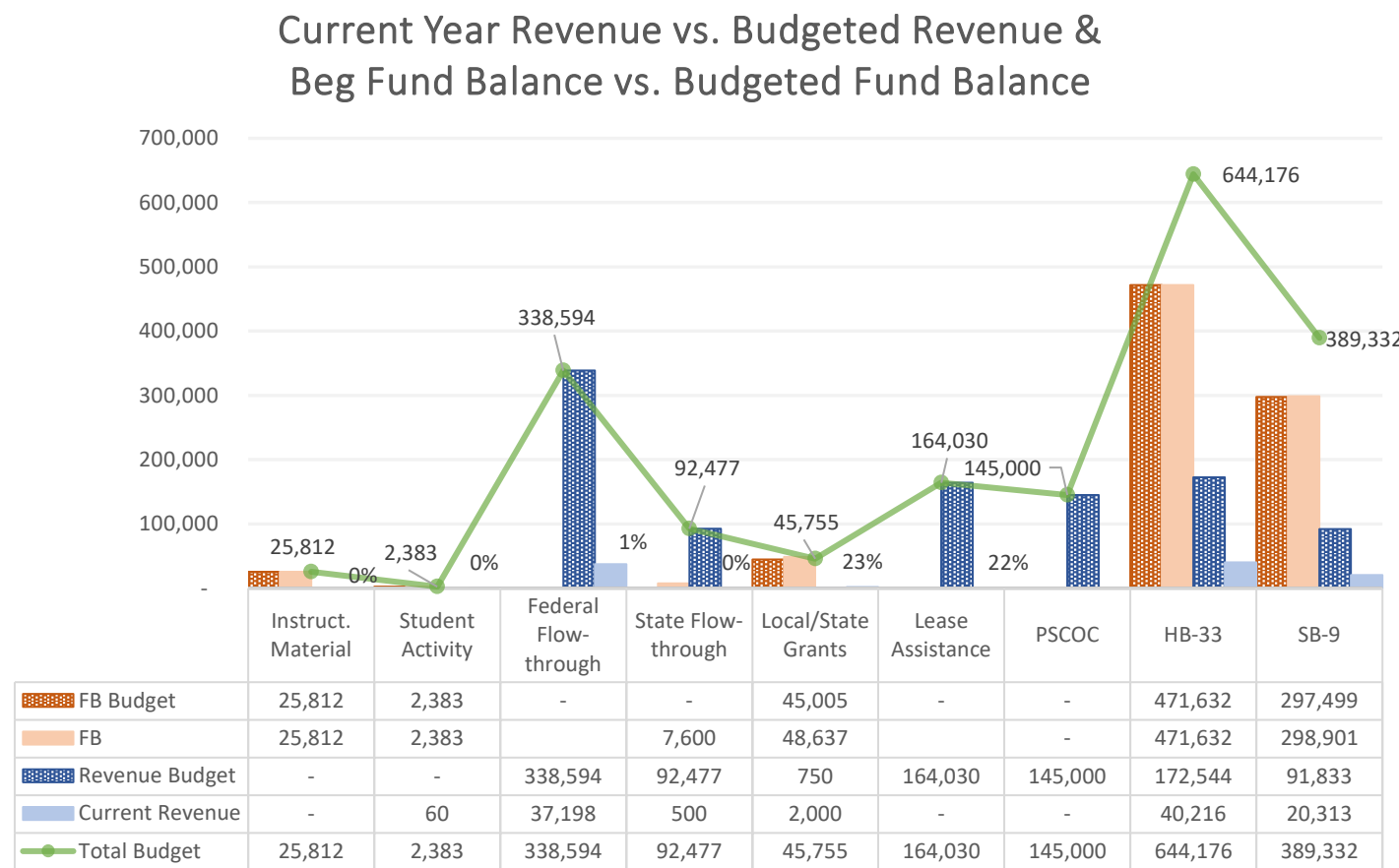
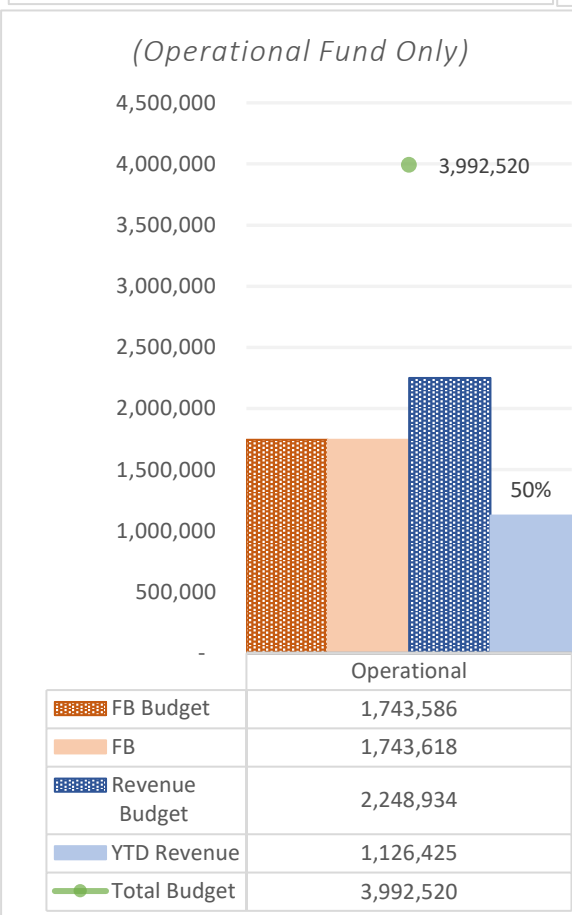
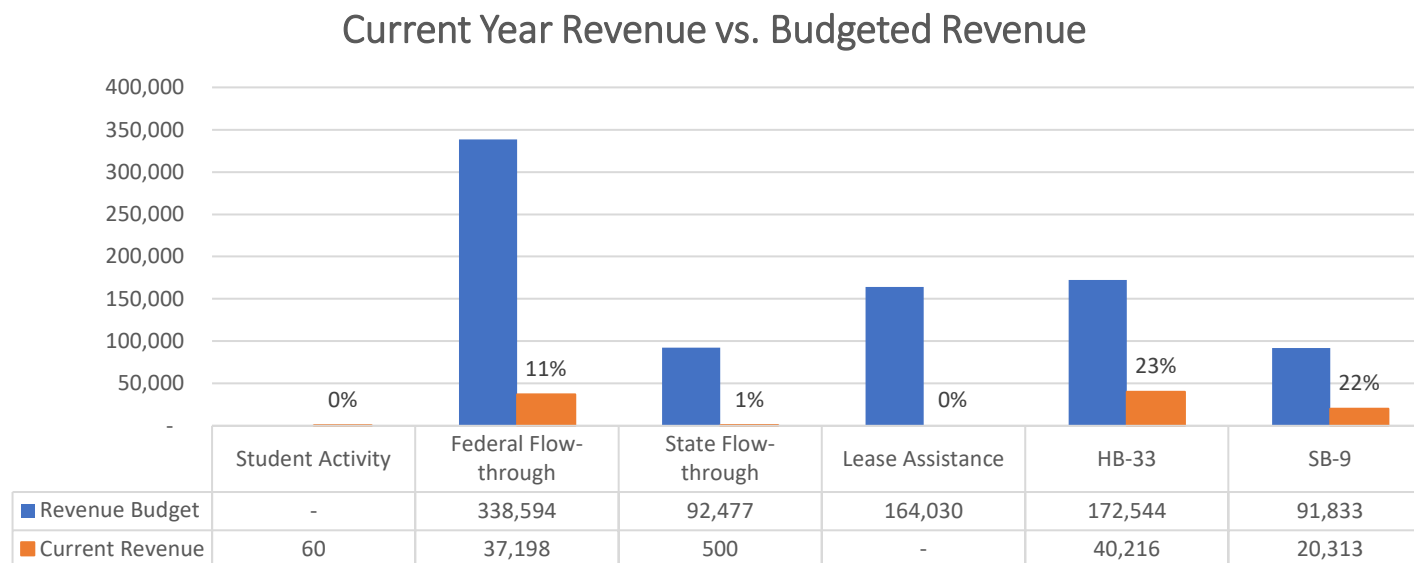
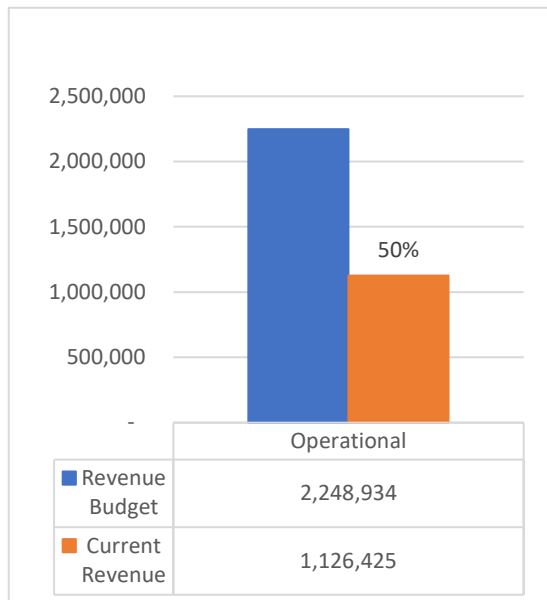
None

Health Leadership High School

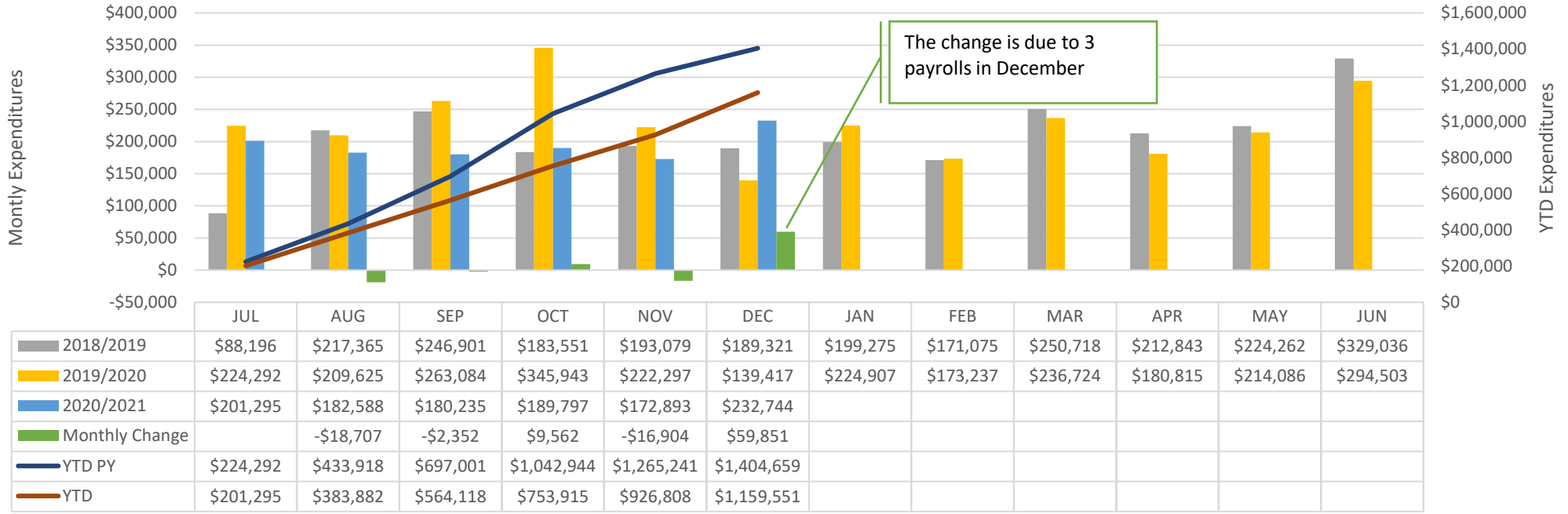
Expenditure Analytical Review

December 31, 2020

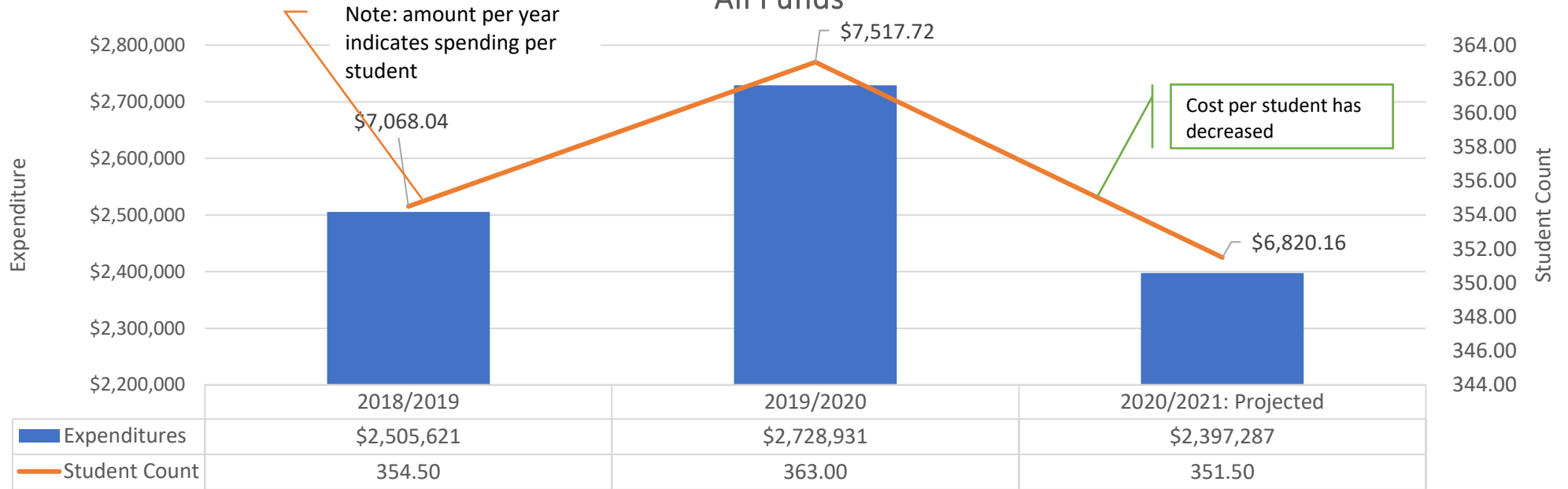




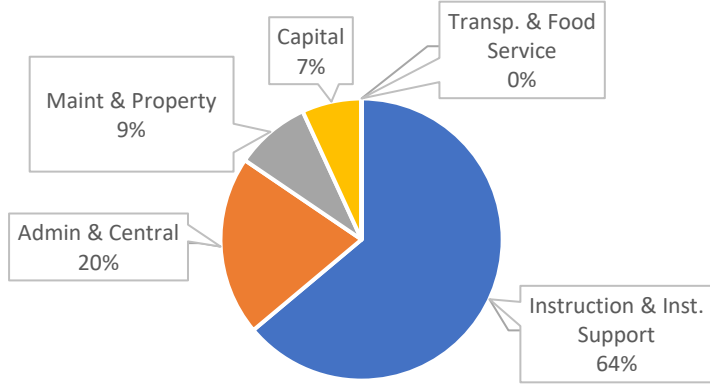
Yearly Expenditure Comparison by Month - All Funds



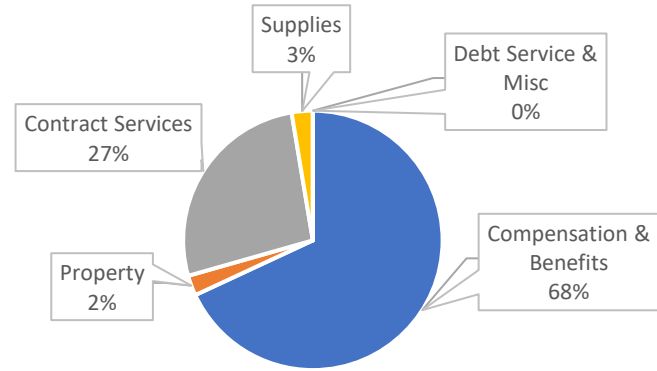
Spending Per Student All Funds



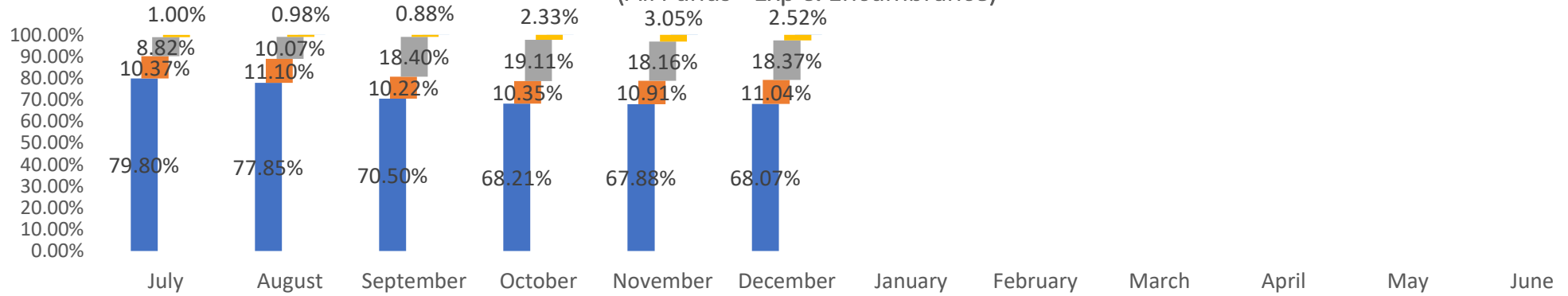
Estimated Expenditures by Function - All Funds



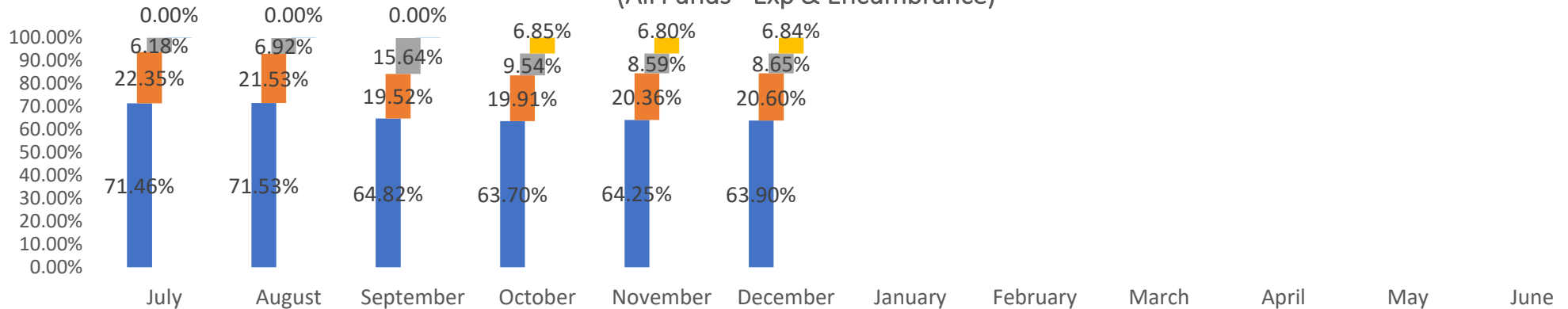
Estimated Expenditures by Object - All Funds



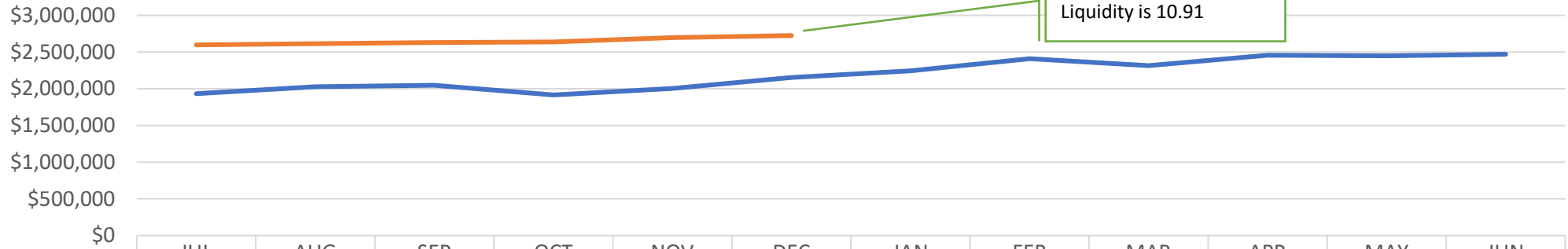
Object Code Change in Percentage by Month (All Funds - Exp & Encumbrance)



Function Code Change in Percentage by Month (All Funds - Exp & Encumbrance)



Monthly Cash Balance All Funds



| | JUL | AUG | SEP | OCT | NOV | DEC | JAN | FEB | MAR | APR | MAY | JUN |
|----------|-------------|-------------|-------------|-------------|-------------|-------------|-------------|-------------|-------------|-------------|-------------|-------------|
| — FY2020 | \$1,931,167 | \$2,026,807 | \$2,047,934 | \$1,915,430 | \$2,002,555 | \$2,151,597 | \$2,243,721 | \$2,408,003 | \$2,313,317 | \$2,458,425 | \$2,448,210 | \$2,469,512 |
| — FY2021 | \$2,597,384 | \$2,615,210 | \$2,628,574 | \$2,637,669 | \$2,695,533 | \$2,724,369 | | | | | | |

Health Leadership High School Financial Summary

| Source | Beginning Fund Balance | Revenue | Expenditure | Net Dec/Inc | Fund Balance | Liabilities | Cash Balance |
|--|------------------------|------------------------|--------------------------|----------------------|------------------------|---------------------|------------------------|
| 11000 - Operational Fund | \$ 1,743,617.82 | \$ 1,126,424.94 | \$ (961,261.40) | \$ 165,163.54 | \$ 1,908,781.36 | \$ 54,581.27 | \$ 1,963,362.63 |
| 14000 - Inst. Materials Fund | \$ 25,812.36 | \$ - | \$ (421.49) | \$ (421.49) | \$ 25,390.87 | \$ - | \$ 25,390.87 |
| 23000 - Non-Instruct. Fund | \$ 2,382.50 | \$ 60.00 | \$ - | \$ 60.00 | \$ 2,442.50 | \$ - | \$ 2,442.50 |
| 24101 - Title I | \$ - | \$ 12,127.71 | \$ (29,106.14) | \$ (16,978.43) | \$ (16,978.43) | \$ 1,982.64 | \$ (14,995.79) |
| 24106 - IDEA-B | \$ (44,677.00) | \$ 58,308.03 | \$ (23,327.39) | \$ 34,980.64 | \$ (9,696.36) | \$ 1,968.40 | \$ (7,727.96) |
| 24146 - Charter Schools | \$ - | \$ - | \$ - | \$ - | \$ - | \$ - | \$ - |
| 24153 - Title III | \$ (1,258.26) | \$ 1,258.26 | \$ - | \$ 1,258.26 | \$ - | \$ - | \$ - |
| 24154 - Title II | \$ (2,687.95) | \$ 2,687.95 | \$ - | \$ 2,687.95 | \$ - | \$ - | \$ - |
| 24189 - Title IV | \$ (429.00) | \$ 429.00 | \$ - | \$ 429.00 | \$ - | \$ - | \$ - |
| 24190 - CSI | \$ (37,959.60) | \$ 46,009.10 | \$ (10,643.85) | \$ 35,365.25 | \$ (2,594.35) | \$ 884.85 | \$ (1,709.50) |
| 24191 - HSRD | \$ (83,043.91) | \$ 85,543.91 | \$ (7,540.50) | \$ 78,003.41 | \$ (5,040.50) | \$ - | \$ (5,040.50) |
| 24301 - CARES Act | \$ - | \$ - | \$ (28,253.80) | \$ (28,253.80) | \$ (28,253.80) | \$ - | \$ (28,253.80) |
| 27109 - Inst Mat GAA | \$ 8,099.55 | \$ - | \$ - | \$ - | \$ 8,099.55 | \$ - | \$ 8,099.55 |
| 27130 - Career Info System | \$ (500.00) | \$ 500.00 | \$ - | \$ 500.00 | \$ - | \$ 22.94 | \$ 22.94 |
| 27502 - Career Technical Education Progr | \$ - | \$ - | \$ (2,383.49) | \$ (2,383.49) | \$ (2,383.49) | \$ 76.19 | \$ (2,307.30) |
| 29102 - Direct Grant | \$ 48,636.97 | \$ 2,000.00 | \$ (323.68) | \$ 1,676.32 | \$ 50,313.29 | \$ - | \$ 50,313.29 |
| 31200 - Lease Assistance | \$ (42,502.00) | \$ 42,502.00 | \$ (95,684.19) | \$ (53,182.19) | \$ (95,684.19) | \$ - | \$ (95,684.19) |
| 31600 - HB-33 | \$ 471,631.72 | \$ 40,215.72 | \$ (402.17) | \$ 39,813.55 | \$ 511,445.27 | \$ - | \$ 511,445.27 |
| 31700 - SB-9 State Match | \$ 1,402.08 | \$ - | \$ - | \$ - | \$ 1,402.08 | \$ - | \$ 1,402.08 |
| 31701 - SB-9 Local | \$ 291,747.12 | \$ 20,313.22 | \$ (203.13) | \$ 20,110.09 | \$ 311,857.21 | \$ - | \$ 311,857.21 |
| 31703 - SB-9 Cash | \$ 5,752.00 | \$ - | \$ - | \$ - | \$ 5,752.00 | \$ - | \$ 5,752.00 |
| TOTAL | \$ 2,386,024.40 | \$ 1,438,379.84 | \$ (1,159,551.23) | \$ 278,828.61 | \$ 2,664,853.01 | \$ 59,516.29 | \$ 2,724,369.30 |

Bank Statement Ending Balance 2,732,166.00
Uncleared Payments 7,796.70
Uncleared Deposits

Revised System Cash Balance 2,724,369.30

Highlighted > \$5,000

Health Leadership High School

Check Report

Begin Date: 12/01/2020; End Date: 12/31/2020; Check Type: Accounts Payable; Payee: [All]; Bank: [All]; Accounting Cycle: FY20-21; Limit Results to This Cycle: Yes; Account Expression: [All]; Show Detail by Voucher: Yes; Created On: 1/18/2021 9:51:30 AM

| Check Date | Check Number | Payee | Type | Amount |
|------------------|--------------|---|------------------|--------------------|
| 12/02/2020 | 3492 | Accountability And Compliance Resources LLC | Accounts Payable | \$489.61 |
| 12/02/2020 | 3493 | CenturyLink Communications, LLC | Accounts Payable | \$63.73 |
| 12/02/2020 | 3494 | Comnet Consulting, Inc. | Accounts Payable | \$2,966.56 |
| 12/02/2020 | 3495 | NMACES | Accounts Payable | \$11,224.39 |
| 12/02/2020 | 3496 | Quadiant Leasing USA, Inc | Accounts Payable | \$216.02 |
| 12/02/2020 | 3497 | Superior Building Maintenance Inc | Accounts Payable | \$701.19 |
| 12/10/2020 | 3502 | Amazon.com | Accounts Payable | \$79.84 |
| 12/10/2020 | 3503 | CenturyLink Communications, LLC | Accounts Payable | \$63.73 |
| 12/10/2020 | 3504 | Comnet Consulting, Inc. | Accounts Payable | \$2,966.56 |
| 12/10/2020 | 3505 | Jive Communications | Accounts Payable | \$678.46 |
| 12/16/2020 | | Kayde Solomakos | Accounts Payable | \$2,864.50 |
| 12/16/2020 | 3506 | Alarm Research Inc. | Accounts Payable | \$86.30 |
| 12/16/2020 | 3507 | Ephesus Inc | Accounts Payable | \$111.11 |
| 12/16/2020 | 3508 | inAccord P.C. | Accounts Payable | \$2,157.50 |
| 12/16/2020 | 3509 | U-Stor-It | Accounts Payable | \$119.00 |
| 12/17/2020 | | Chyno, Ltd. Co. | Accounts Payable | \$19,124.77 |
| 12/23/2020 | | PNM | Accounts Payable | \$942.48 |
| 12/23/2020 | 3511 | NM Gas Company | Accounts Payable | \$275.19 |
| 12/23/2020 | 3512 | Visa Pcard | Accounts Payable | \$203.68 |
| 12/30/2020 | 3513 | Comnet Consulting, Inc. | Accounts Payable | \$2,966.56 |
| 12/30/2020 | 3514 | Kari Ruma | Accounts Payable | \$420.00 |
| 12/30/2020 | 3515 | Moss Adams LLP | Accounts Payable | \$4,002.92 |
| Sub Total | | | | \$52,724.10 |

Health Leadership High School

Check Report

Begin Date: 12/01/2020; End Date: 12/31/2020; Check Type: Accounts Payable; Payee: [All]; Bank: [All]; Accounting Cycle: FY20-21; Limit Results to This Cycle: Yes; Account Expression: [All]; Show Detail by Voucher: Yes; Created On: 1/18/2021 9:51:30 AM

| Voucher Number | Bank Name | Account Number | Check Number | Payee | Amount | Type |
|---|-------------------|----------------------|---|---|-------------|--------------------|
| AP21030 | NM Bank and Trust | 120106281 | | Chyno, Ltd. Co. | \$19,124.77 | Accounts Payable |
| Vendor | PO Number | Invoice # | Account Code | Description | Issue Date | Amount |
| Chyno, Ltd. Co. | PO21-0008 | 9560 202012 | 11000-2600-54415-0000-001752-0000-00000 | Monthly Water/Sewage Cost | 07/02/2020 | \$324.77 |
| Chyno, Ltd. Co. | PO21-0024 | January Rent | 11000-2600-54610-0000-001752-0000-00000 | Monthly Lease | 10/27/2020 | \$5,130.83 |
| Chyno, Ltd. Co. | PO21-0024 | January Rent | 31200-4000-54610-0000-001752-0000-00000 | Monthly Lease | 10/27/2020 | \$13,669.17 |
| Sub Total | | | | | | \$19,124.77 |
| Voucher Number | Bank Name | Account Number | Check Number | Payee | Amount | Type |
| AP21029 | NM Bank and Trust | 120106281 | | Kayde Solomakos | \$2,864.50 | Accounts Payable |
| Vendor | PO Number | Invoice # | Account Code | Description | Issue Date | Amount |
| Kayde Solomakos | PO21-0053 | 20201201 | 24191-2100-53414-0000-001752-0000-00000 | Program Development Coordinator Services | 12/07/2020 | \$2,864.50 |
| Sub Total | | | | | | \$2,864.50 |
| Voucher Number | Bank Name | Account Number | Check Number | Payee | Amount | Type |
| AP21032 | NM Bank and Trust | 120106281 | | PNM | \$942.48 | Accounts Payable |
| Vendor | PO Number | Invoice # | Account Code | Description | Issue Date | Amount |
| PNM | PO21-0006 | 0270133-2 2020 12 17 | 11000-2600-54411-0000-001752-0000-00000 | Electricity | 09/29/2020 | \$942.48 |
| Sub Total | | | | | | \$942.48 |
| Voucher Number | Bank Name | Account Number | Check Number | Payee | Amount | Type |
| AP21027 | NM Bank and Trust | 120106281 | 3492 | Accountability And Compliance Resources LLC | \$489.61 | Accounts Payable |
| Vendor | PO Number | Invoice # | Account Code | Description | Issue Date | Amount |
| Accountability And Compliance Resources | PO21-0003 | 5581 | 11000-2100-55915-0000-001752-0000-00000 | FY21 STARS Compliance | 07/02/2020 | \$489.61 |
| Sub Total | | | | | | \$489.61 |
| Voucher Number | Bank Name | Account Number | Check Number | Payee | Amount | Type |
| AP21027 | NM Bank and Trust | 120106281 | 3493 | CenturyLink Communications, LLC | \$63.73 | Accounts Payable |
| Vendor | PO Number | Invoice # | Account Code | Description | Issue Date | Amount |
| CenturyLink Communications, LLC | PO21-0009 | 2539 499 2020 11 | 11000-2600-54416-0000-001752-0000-00000 | Communication Services | 09/01/2020 | \$63.73 |
| Sub Total | | | | | | \$63.73 |
| Voucher Number | Bank Name | Account Number | Check Number | Payee | Amount | Type |
| AP21027 | NM Bank and Trust | 120106281 | 3494 | Comnet Consulting, Inc. | \$2,966.56 | Accounts Payable |
| Vendor | PO Number | Invoice # | Account Code | Description | Issue Date | Amount |
| Comnet Consulting, Inc. | PO21-0005 | CW13009 | 11000-2500-53414-0000-001752-0000-00000 | IT Services | 07/02/2020 | \$2,966.56 |
| Sub Total | | | | | | \$2,966.56 |
| Voucher Number | Bank Name | Account Number | Check Number | Payee | Amount | Type |
| AP21027 | NM Bank and Trust | 120106281 | 3495 | NMACES | \$11,224.39 | Accounts Payable |

| Vendor | PO Number | Invoice # | Account Code | Description | Issue Date | Amount |
|-----------------------------------|-------------------|-------------------|---|--|------------|--------------------|
| NMACES | PO21-0025 | 6062 | 11000-2500-53414-0000-001752-0000-00000 | Monthly Business Management Services | 08/03/2020 | \$11,224.39 |
| Sub Total | | | | | | \$11,224.39 |
| Voucher Number | Bank Name | Account Number | Check Number | Payee | Amount | Type |
| AP21027 | NM Bank and Trust | 120106281 | 3496 | Quadient Leasing USA, Inc | \$216.02 | Accounts Payable |
| Vendor | PO Number | Invoice # | Account Code | Description | Issue Date | Amount |
| Quadient Leasing USA, Inc | PO21-0080 | N8579873 | 11000-2500-54630-0000-001752-0000-00000 | Lease for Postage Machine | 09/25/2020 | \$216.02 |
| Sub Total | | | | | | \$216.02 |
| Voucher Number | Bank Name | Account Number | Check Number | Payee | Amount | Type |
| AP21027 | NM Bank and Trust | 120106281 | 3497 | Superior Building Maintenance Inc | \$701.19 | Accounts Payable |
| Vendor | PO Number | Invoice # | Account Code | Description | Issue Date | Amount |
| Superior Building Maintenance Inc | PO21-0083 | 089 | 11000-2600-55915-0000-001752-0000-00000 | Janitorial Services | 09/29/2020 | \$650.00 |
| Superior Building Maintenance Inc | PO21-0083 | 089 | 11000-2600-55915-0000-001752-0000-00000 | Tax | 09/29/2020 | \$51.19 |
| Sub Total | | | | | | \$701.19 |
| Voucher Number | Bank Name | Account Number | Check Number | Payee | Amount | Type |
| AP21028 | NM Bank and Trust | 120106281 | 3502 | Amazon.com | \$79.84 | Accounts Payable |
| Vendor | PO Number | Invoice # | Account Code | Description | Issue Date | Amount |
| Amazon.com | PO21-0103 | 484338498343 | 24101-1000-56118-1010-001752-0000-00000 | Undated Weekly Planner with 12 Monthly Calendar, A5 Faux Leather Soft Cover with Habit Tracker, Yearly Goal, Bookmark for Academic Work Productivity by Bendt (Blue) | 12/03/2020 | \$79.84 |
| Sub Total | | | | | | \$79.84 |
| Voucher Number | Bank Name | Account Number | Check Number | Payee | Amount | Type |
| AP21028 | NM Bank and Trust | 120106281 | 3503 | CenturyLink Communications, LLC | \$63.73 | Accounts Payable |
| Vendor | PO Number | Invoice # | Account Code | Description | Issue Date | Amount |
| CenturyLink Communications, LLC | PO21-0009 | 2539 499B 2020 11 | 11000-2600-54416-0000-001752-0000-00000 | Communication Services | 09/01/2020 | \$63.73 |
| Sub Total | | | | | | \$63.73 |
| Voucher Number | Bank Name | Account Number | Check Number | Payee | Amount | Type |
| AP21028 | NM Bank and Trust | 120106281 | 3504 | Comnet Consulting, Inc. | \$2,966.56 | Accounts Payable |
| Vendor | PO Number | Invoice # | Account Code | Description | Issue Date | Amount |
| Comnet Consulting, Inc. | PO21-0005 | CW12701 | 11000-2500-53414-0000-001752-0000-00000 | IT Services | 07/02/2020 | \$2,966.56 |
| Sub Total | | | | | | \$2,966.56 |
| Voucher Number | Bank Name | Account Number | Check Number | Payee | Amount | Type |
| AP21028 | NM Bank and Trust | 120106281 | 3505 | Jive Communications | \$678.46 | Accounts Payable |
| Vendor | PO Number | Invoice # | Account Code | Description | Issue Date | Amount |
| Jive Communications | PO21-0010 | IN100081090 | 11000-2600-54416-0000-001752-0000-00000 | VoIP - Communication Services | 08/04/2020 | \$678.46 |
| Sub Total | | | | | | \$678.46 |
| Voucher Number | Bank Name | Account Number | Check Number | Payee | Amount | Type |
| AP21029 | NM Bank and Trust | 120106281 | 3506 | Alarm Research Inc. | \$86.30 | Accounts Payable |
| Vendor | PO Number | Invoice # | Account Code | Description | Issue Date | Amount |
| Alarm Research Inc. | PO21-0079 | 200370 | 11000-2600-55915-0000-001752-0000-00000 | Alarm Services and Inspections | 09/23/2020 | \$86.30 |

| | | | | | | |
|-------------------------|-------------------|-----------------------|---|--|-------------------|-------------------|
| Sub Total | | | | | | \$86.30 |
| Voucher Number | Bank Name | Account Number | Check Number | Payee | Amount | Type |
| AP21029 | NM Bank and Trust | 120106281 | 3507 | Ephesus Inc | \$111.11 | Accounts Payable |
| Vendor | PO Number | Invoice # | Account Code | Description | Issue Date | Amount |
| Ephesus Inc | PO21-0002 | AR88905 | 11000-1000-55915-1010-001752-0000-00000 | Copier Maintenance | 11/17/2020 | \$22.65 |
| Ephesus Inc | PO21-0002 | AR88906 | 11000-1000-55915-1010-001752-0000-00000 | Copier Maintenance | 11/17/2020 | \$88.46 |
| Sub Total | | | | | | \$111.11 |
| Voucher Number | Bank Name | Account Number | Check Number | Payee | Amount | Type |
| AP21029 | NM Bank and Trust | 120106281 | 3508 | inAccord P.C. | \$2,157.50 | Accounts Payable |
| Vendor | PO Number | Invoice # | Account Code | Description | Issue Date | Amount |
| inAccord P.C. | PO21-0021 | 261 | 11000-2300-53413-0000-001752-0000-00000 | Legal Service | 07/02/2020 | \$2,157.50 |
| Sub Total | | | | | | \$2,157.50 |
| Voucher Number | Bank Name | Account Number | Check Number | Payee | Amount | Type |
| AP21029 | NM Bank and Trust | 120106281 | 3509 | U-Stor-It | \$119.00 | Accounts Payable |
| Vendor | PO Number | Invoice # | Account Code | Description | Issue Date | Amount |
| U-Stor-It | PO21-0014 | 3228 | 11000-2600-55915-0000-001752-0000-00000 | Monthly Storage Rental Fees | 07/02/2020 | \$119.00 |
| Sub Total | | | | | | \$119.00 |
| Voucher Number | Bank Name | Account Number | Check Number | Payee | Amount | Type |
| AP21032 | NM Bank and Trust | 120106281 | 3511 | NM Gas Company | \$275.19 | Accounts Payable |
| Vendor | PO Number | Invoice # | Account Code | Description | Issue Date | Amount |
| NM Gas Company | PO21-0007 | NM Gas 2020 12 | 11000-2600-54412-0000-001752-0000-00000 | Natural Gas (Buildings) Cost | 09/01/2020 | \$275.19 |
| Sub Total | | | | | | \$275.19 |
| Voucher Number | Bank Name | Account Number | Check Number | Payee | Amount | Type |
| AP21032 | NM Bank and Trust | 120106281 | 3512 | Visa Pcard | \$203.68 | Accounts Payable |
| Vendor | PO Number | Invoice # | Account Code | Description | Issue Date | Amount |
| Visa Pcard | PO21-0100 | 20201213 | 29102-1000-56118-1010-001752-0000-00000 | Staff Appreciation. Not To Exceed \$250.00 | 11/20/2020 | \$203.68 |
| Sub Total | | | | | | \$203.68 |
| Voucher Number | Bank Name | Account Number | Check Number | Payee | Amount | Type |
| AP21033 | NM Bank and Trust | 120106281 | 3513 | Comnet Consulting, Inc. | \$2,966.56 | Accounts Payable |
| Vendor | PO Number | Invoice # | Account Code | Description | Issue Date | Amount |
| Comnet Consulting, Inc. | PO21-0005 | CW13128 | 11000-2500-53414-0000-001752-0000-00000 | IT Services | 07/02/2020 | \$2,966.56 |
| Sub Total | | | | | | \$2,966.56 |
| Voucher Number | Bank Name | Account Number | Check Number | Payee | Amount | Type |
| AP21033 | NM Bank and Trust | 120106281 | 3514 | Kari Ruma | \$420.00 | Accounts Payable |
| Vendor | PO Number | Invoice # | Account Code | Description | Issue Date | Amount |
| Kari Ruma | PO21-0082 | 1001 | 11000-2100-53212-2000-001752-0000-00000 | SLP Services | 09/25/2020 | \$420.00 |
| Sub Total | | | | | | \$420.00 |
| Voucher Number | Bank Name | Account Number | Check Number | Payee | Amount | Type |
| AP21033 | NM Bank and Trust | 120106281 | 3515 | Moss Adams LLP | \$4,002.92 | Accounts Payable |

Revenue Detail

Health Leadership High School

Account Summary Report

Cycle: FY20-21; Begin Date: 08/01/2020; End Date: 08/31/2020; Account Type: Revenue; Subtotal Elements: Fund; Account Expression: [All]; Subtotal By Account Type: Yes; Include Unposted Transactions: No;
Created On: 1/18/2021 9:57:52 AM

| Account Code | Description | Actual (Date Range) | Budget (YTD) | Actual (YTD) | Encumbrance (YTD) | Available (YTD) | % of Budget |
|--|---|-----------------------|-------------------------|-----------------------|-------------------|-------------------------|--------------|
| 11000-0000-41701-0000-001752-0000-00000 | Operational-Fees - Activities | (\$125.00) | \$0.00 | (\$125.00) | \$0.00 | \$125.00 | 0.00 |
| 11000-0000-41920-0000-001752-0000-00000 | Operational-Contributions/Donations - Private Sources (Non Categorical) | \$0.00 | \$0.00 | (\$13.50) | \$0.00 | \$13.50 | 0.00 |
| 11000-0000-41980-0000-001752-0000-00000 | Operational-Refund of Prior Year's Expenditures | (\$250.00) | \$0.00 | (\$485.92) | \$0.00 | \$485.92 | 0.00 |
| 11000-0000-43101-0000-001752-0000-00000 | State Equalization Guarantee | (\$186,342.10) | (\$2,358,505.00) | (\$382,884.04) | \$0.00 | (\$1,975,620.96) | 16.23 |
| Subtotal of Element: Revenue | | (\$186,717.10) | (\$2,358,505.00) | (\$383,508.46) | \$0.00 | (\$1,974,996.54) | 16.26 |
| Subtotal of Element: [Fund] 11000 - Operational | | (\$186,717.10) | (\$2,358,505.00) | (\$383,508.46) | \$0.00 | (\$1,974,996.54) | 16.26 |
| 23000-0000-41980-0000-001752-0000-00000 | Non-Instructional Support-Refund of Prior Year's Expenditures | (\$60.00) | \$0.00 | (\$60.00) | \$0.00 | \$60.00 | 0.00 |
| Subtotal of Element: Revenue | | (\$60.00) | \$0.00 | (\$60.00) | \$0.00 | \$60.00 | 0.00 |
| Subtotal of Element: [Fund] 23000 - Non-Instructional Support | | (\$60.00) | \$0.00 | (\$60.00) | \$0.00 | \$60.00 | 0.00 |
| 24101-0000-41924-0000-001752-0000-00000 | Title I - IASA-Flow-through Grants From Districts to Charter Schools | \$0.00 | (\$65,913.00) | \$0.00 | \$0.00 | (\$65,913.00) | 0.00 |
| Subtotal of Element: Revenue | | \$0.00 | (\$65,913.00) | \$0.00 | \$0.00 | (\$65,913.00) | 0.00 |
| Subtotal of Element: [Fund] 24101 - Title I - IASA | | \$0.00 | (\$65,913.00) | \$0.00 | \$0.00 | (\$65,913.00) | 0.00 |
| 24106-0000-41924-0000-001752-0000-00000 | Entitlement IDEA-B-Flow-through Grants From Districts to Charter Schools | \$0.00 | (\$51,729.00) | (\$44,677.00) | \$0.00 | (\$7,052.00) | 86.36 |
| Subtotal of Element: Revenue | | \$0.00 | (\$51,729.00) | (\$44,677.00) | \$0.00 | (\$7,052.00) | 86.37 |
| Subtotal of Element: [Fund] 24106 - Entitlement IDEA-B | | \$0.00 | (\$51,729.00) | (\$44,677.00) | \$0.00 | (\$7,052.00) | 86.37 |
| 24153-0000-41924-0000-001752-0000-00000 | English Language Acquisition-Flow-through Grants From Districts to Charter Schools | \$0.00 | (\$2,820.00) | (\$1,258.26) | \$0.00 | (\$1,561.74) | 44.61 |
| Subtotal of Element: Revenue | | \$0.00 | (\$2,820.00) | (\$1,258.26) | \$0.00 | (\$1,561.74) | 44.62 |
| Subtotal of Element: [Fund] 24153 - English Language Acquisition | | \$0.00 | (\$2,820.00) | (\$1,258.26) | \$0.00 | (\$1,561.74) | 44.62 |
| 24154-0000-41924-0000-001752-0000-00000 | Teacher/Principal Training & Recruiting-Flow-through Grants From Districts to Charter Schools | \$0.00 | (\$10,176.00) | (\$2,687.95) | \$0.00 | (\$7,488.05) | 26.41 |
| Subtotal of Element: Revenue | | \$0.00 | (\$10,176.00) | (\$2,687.95) | \$0.00 | (\$7,488.05) | 26.41 |
| Subtotal of Element: [Fund] 24154 - Teacher/Principal Training & Recruiting | | \$0.00 | (\$10,176.00) | (\$2,687.95) | \$0.00 | (\$7,488.05) | 26.41 |
| 24174-0000-41924-0000-001752-0000-00000 | Carl D Perkins Secondary - Current-Flow-through Grants From Districts to Charter Schools | \$0.00 | (\$8,180.00) | \$0.00 | \$0.00 | (\$8,180.00) | 0.00 |
| Subtotal of Element: Revenue | | \$0.00 | (\$8,180.00) | \$0.00 | \$0.00 | (\$8,180.00) | 0.00 |

| | | | | | | | |
|--|---|---------------|-----------------------|----------------------|---------------|-----------------------|--------------|
| Subtotal of Element: [Fund] 24174 - Carl D Perkins Secondary - Current | | \$0.00 | (\$8,180.00) | \$0.00 | \$0.00 | (\$8,180.00) | 0.00 |
| 24189-0000-41924-0000-001752-0000-00000 | Student Supp Academic Achievement Title IV-Flow-through Grants From Districts to Charter Schools | \$0.00 | \$0.00 | (\$429.00) | \$0.00 | \$429.00 | 0.00 |
| Subtotal of Element: Revenue | | \$0.00 | \$0.00 | (\$429.00) | \$0.00 | \$429.00 | 0.00 |
| Subtotal of Element: [Fund] 24189 - Student Supp Academic Achievement Title IV | | \$0.00 | \$0.00 | (\$429.00) | \$0.00 | \$429.00 | 0.00 |
| 24190-0000-41924-0000-001752-0000-00000 | Comprehensive Support and Improvement (CSI)-Flow-through Grants From Districts to Charter Schools | \$0.00 | (\$30,122.00) | \$0.00 | \$0.00 | (\$30,122.00) | 0.00 |
| Subtotal of Element: Revenue | | \$0.00 | (\$30,122.00) | \$0.00 | \$0.00 | (\$30,122.00) | 0.00 |
| Subtotal of Element: [Fund] 24190 - Comprehensive Support and Improvement (CSI) | | \$0.00 | (\$30,122.00) | \$0.00 | \$0.00 | (\$30,122.00) | 0.00 |
| 24191-0000-41924-0000-001752-0000-00000 | Title I - HS Redesign-Flow-through Grants From Districts to Charter Schools | \$0.00 | (\$100,000.00) | (\$83,043.91) | \$0.00 | (\$16,956.09) | 83.04 |
| Subtotal of Element: Revenue | | \$0.00 | (\$100,000.00) | (\$83,043.91) | \$0.00 | (\$16,956.09) | 83.04 |
| Subtotal of Element: [Fund] 24191 - Title I - HS Redesign | | \$0.00 | (\$100,000.00) | (\$83,043.91) | \$0.00 | (\$16,956.09) | 83.04 |
| 24301-0000-41924-0000-001752-0000-00000 | CARES Act-Flow-through Grants From Districts to Charter Schools | \$0.00 | (\$63,143.00) | \$0.00 | \$0.00 | (\$63,143.00) | 0.00 |
| Subtotal of Element: Revenue | | \$0.00 | (\$63,143.00) | \$0.00 | \$0.00 | (\$63,143.00) | 0.00 |
| Subtotal of Element: [Fund] 24301 - CARES Act | | \$0.00 | (\$63,143.00) | \$0.00 | \$0.00 | (\$63,143.00) | 0.00 |
| 27107-0000-43204-0000-001752-0000-00000 | Library GO Bonds-Prior Year Balances | \$0.00 | (\$3,618.00) | \$0.00 | \$0.00 | (\$3,618.00) | 0.00 |
| Subtotal of Element: Revenue | | \$0.00 | (\$3,618.00) | \$0.00 | \$0.00 | (\$3,618.00) | 0.00 |
| Subtotal of Element: [Fund] 27107 - Library GO Bonds | | \$0.00 | (\$3,618.00) | \$0.00 | \$0.00 | (\$3,618.00) | 0.00 |
| 27130-0000-41924-0000-001752-0000-00000 | Feminine Hygiene Products-Flow-through Grants From Districts to Charter Schools | \$0.00 | \$0.00 | (\$500.00) | \$0.00 | \$500.00 | 0.00 |
| Subtotal of Element: Revenue | | \$0.00 | \$0.00 | (\$500.00) | \$0.00 | \$500.00 | 0.00 |
| Subtotal of Element: [Fund] 27130 - Feminine Hygiene Products | | \$0.00 | \$0.00 | (\$500.00) | \$0.00 | \$500.00 | 0.00 |
| 31200-0000-43209-0000-001752-0000-00000 | Public School Capital Outlay-PSCOC Awards | \$0.00 | \$0.00 | (\$42,502.00) | \$0.00 | \$42,502.00 | 0.00 |
| Subtotal of Element: Revenue | | \$0.00 | \$0.00 | (\$42,502.00) | \$0.00 | \$42,502.00 | 0.00 |
| Subtotal of Element: [Fund] 31200 - Public School Capital Outlay | | \$0.00 | \$0.00 | (\$42,502.00) | \$0.00 | \$42,502.00 | 0.00 |
| 31400-0000-43202-0000-001752-0000-00000 | Special Capital Outlay-State-State Flow-through Grant | \$0.00 | (\$45,000.00) | \$0.00 | \$0.00 | (\$45,000.00) | 0.00 |
| 31400-0000-43204-0000-001752-0000-00000 | Special Capital Outlay-State-Prior Year Balances | \$0.00 | (\$100,000.00) | \$0.00 | \$0.00 | (\$100,000.00) | 0.00 |
| Subtotal of Element: Revenue | | \$0.00 | (\$145,000.00) | \$0.00 | \$0.00 | (\$145,000.00) | 0.00 |

| | | | | | | | |
|--|--|-----------------------|-------------------------|-----------------------|---------------|-------------------------|--------------|
| Subtotal of Element: [Fund] 31400 - Special Capital Outlay-State | | \$0.00 | (\$145,000.00) | \$0.00 | \$0.00 | (\$145,000.00) | 0.00 |
| 31600-0000-41110-0000-001752-0000-00000 | Capital Improvements HB-33-Ad Valorem Taxes - School District | (\$1,188.19) | (\$172,544.00) | (\$3,883.12) | \$0.00 | (\$168,660.88) | 2.25 |
| Subtotal of Element: Revenue | | (\$1,188.19) | (\$172,544.00) | (\$3,883.12) | \$0.00 | (\$168,660.88) | 2.25 |
| Subtotal of Element: [Fund] 31600 - Capital Improvements HB-33 | | (\$1,188.19) | (\$172,544.00) | (\$3,883.12) | \$0.00 | (\$168,660.88) | 2.25 |
| 31700-0000-43204-0000-001752-0000-00000 | Capital Improvements SB-9-Prior Year Balances | \$0.00 | (\$4,443.00) | \$0.00 | \$0.00 | (\$4,443.00) | 0.00 |
| Subtotal of Element: Revenue | | \$0.00 | (\$4,443.00) | \$0.00 | \$0.00 | (\$4,443.00) | 0.00 |
| Subtotal of Element: [Fund] 31700 - Capital Improvements SB-9 | | \$0.00 | (\$4,443.00) | \$0.00 | \$0.00 | (\$4,443.00) | 0.00 |
| 31701-0000-41110-0000-001752-0000-00000 | Capital Improvements SB-9 Local-Ad Valorem Taxes - School District | (\$591.00) | (\$87,390.00) | (\$1,941.08) | \$0.00 | (\$85,448.92) | 2.22 |
| Subtotal of Element: Revenue | | (\$591.00) | (\$87,390.00) | (\$1,941.08) | \$0.00 | (\$85,448.92) | 2.22 |
| Subtotal of Element: [Fund] 31701 - Capital Improvements SB-9 Local | | (\$591.00) | (\$87,390.00) | (\$1,941.08) | \$0.00 | (\$85,448.92) | 2.22 |
| Grand Total | | (\$188,556.29) | (\$3,103,583.00) | (\$564,490.78) | \$0.00 | (\$2,539,092.22) | 18.19 |

Expenditure Rollup

Health Leadership High School

Rollup Report

Cycle: FY20-21; 1st Detail Element: Fund; 1st Detail Level: Detailed; 2nd Detail Element: Object; 2nd Detail Level: Highest; 3rd Detail Element: None; 3rd Detail Level: None; 4th Detail Element: None; 4th Detail Level: None; 5th Detail Element: None; 5th Detail Level: None; Account Expression: ([Object] >= "5"); 1st Subtotal Element: Fund; 1st Subtotal Rollup Level: Detailed; 2nd Subtotal Element: None; 2nd Subtotal Rollup Level: None; 3rd Subtotal Element: None; 3rd Subtotal Rollup Level: None; 4th Subtotal Element: None; 4th Subtotal Rollup Level: None; 5th Subtotal Element: None; 5th Subtotal Rollup Level: None; Begin Date: 12/01/2020; End Date: 12/31/2020; Subtotal on Account Type: No; Include Encumbrances: Yes; Created On: 1/18/2021 9:59:08 AM

| Fund | Object | Actuals (Selected Range) | Adopted Budget | Current Budget | Actuals (YTD) | Encumbrances (YTD) | Available | % of Budget |
|--|---|--------------------------|-----------------------|-----------------------|---------------------|-----------------------|-----------------------|-------------|
| 11000 - Operational | 51000 - Personnel Services - Compensation | \$127,396.74 | \$1,218,643.00 | \$1,200,829.00 | \$542,826.52 | \$566,842.88 | \$91,159.60 | 45.20 |
| 11000 - Operational | 52000 - Personnel Services - Employee Benefits | \$39,025.99 | \$473,507.00 | \$468,552.00 | \$201,595.21 | \$183,295.99 | \$83,660.80 | 43.03 |
| 11000 - Operational | 53000 - Purchased Professional and Technical Services | \$23,737.93 | \$197,047.00 | \$237,600.00 | \$98,384.48 | \$121,432.60 | \$17,782.92 | 41.41 |
| 11000 - Operational | 54000 - Purchased Property Services | \$7,695.21 | \$141,988.00 | \$163,008.00 | \$50,986.70 | \$108,887.18 | \$3,134.12 | 31.28 |
| 11000 - Operational | 55000 - Other Purchased Services | \$1,507.21 | \$151,710.00 | \$118,951.00 | \$33,597.08 | \$19,717.19 | \$65,636.73 | 28.24 |
| 11000 - Operational | 56000 - Supplies | \$0.00 | \$151,049.00 | \$165,213.00 | \$33,861.41 | \$17,476.44 | \$113,875.15 | 20.50 |
| 11000 - Operational | 57000 - Property | \$0.00 | \$1,575,004.00 | \$1,520,295.00 | \$0.00 | \$0.00 | \$1,520,295.00 | 0.00 |
| 11000 - Operational | 58200 - Miscellaneous Expenditures | \$0.00 | \$118,000.00 | \$118,072.00 | \$10.00 | \$0.00 | \$118,062.00 | 0.01 |
| Subtotal of Element: [Fund] 11000 - Operational | | \$199,363.08 | \$4,026,948.00 | \$3,992,520.00 | \$961,261.40 | \$1,017,652.28 | \$2,013,606.32 | |
| 14000 - Instructional Materials | 56000 - Supplies | \$0.00 | \$26,868.00 | \$25,812.00 | \$421.49 | \$0.00 | \$25,390.51 | 1.63 |
| Subtotal of Element: [Fund] 14000 - Instructional Materials | | \$0.00 | \$26,868.00 | \$25,812.00 | \$421.49 | \$0.00 | \$25,390.51 | |
| 23000 - Non-Instructional Support | 55000 - Other Purchased Services | \$0.00 | \$1,025.00 | \$1,025.00 | \$0.00 | \$0.00 | \$1,025.00 | 0.00 |
| 23000 - Non-Instructional Support | 56000 - Supplies | \$0.00 | \$1,358.00 | \$1,358.00 | \$0.00 | \$0.00 | \$1,358.00 | 0.00 |
| Subtotal of Element: [Fund] 23000 - Non-Instructional Support | | \$0.00 | \$2,383.00 | \$2,383.00 | \$0.00 | \$0.00 | \$2,383.00 | |
| 24101 - Title I - IASA | 51000 - Personnel Services - Compensation | \$5,691.24 | \$49,324.00 | \$49,324.00 | \$22,764.96 | \$26,559.04 | \$0.00 | 46.15 |
| 24101 - Title I - IASA | 52000 - Personnel Services - Employee Benefits | \$1,505.84 | \$15,490.00 | \$15,490.00 | \$6,261.34 | \$7,484.50 | \$1,744.16 | 40.42 |
| 24101 - Title I - IASA | 53000 - Purchased Professional and Technical Services | \$0.00 | \$100.00 | \$100.00 | \$0.00 | \$0.00 | \$100.00 | 0.00 |
| 24101 - Title I - IASA | 56000 - Supplies | \$79.84 | \$999.00 | \$999.00 | \$79.84 | \$0.00 | \$919.16 | 7.99 |
| Subtotal of Element: [Fund] 24101 - Title I - IASA | | \$7,276.92 | \$65,913.00 | \$65,913.00 | \$29,106.14 | \$34,043.54 | \$2,763.32 | |
| 24106 - Entitlement IDEA-B | 51000 - Personnel Services - Compensation | \$4,793.19 | \$41,541.00 | \$41,541.00 | \$19,172.76 | \$22,368.24 | \$0.00 | 46.15 |
| 24106 - Entitlement IDEA-B | 52000 - Personnel Services - Employee Benefits | \$1,137.67 | \$10,188.00 | \$10,188.00 | \$4,154.63 | \$6,032.93 | \$0.44 | 40.78 |
| Subtotal of Element: [Fund] 24106 - Entitlement IDEA-B | | \$5,930.86 | \$51,729.00 | \$51,729.00 | \$23,327.39 | \$28,401.17 | \$0.44 | |
| 24153 - English Language Acquisition | 56000 - Supplies | \$0.00 | \$2,820.00 | \$2,820.00 | \$0.00 | \$0.00 | \$2,820.00 | 0.00 |
| Subtotal of Element: [Fund] 24153 - English Language Acquisition | | \$0.00 | \$2,820.00 | \$2,820.00 | \$0.00 | \$0.00 | \$2,820.00 | |
| 24154 - Teacher/Principal Training & Recruiting | 53000 - Purchased Professional and Technical Services | \$0.00 | \$10,176.00 | \$10,176.00 | \$0.00 | \$0.00 | \$10,176.00 | 0.00 |
| Subtotal of Element: [Fund] 24154 - Teacher/Principal Training & Recruiting | | \$0.00 | \$10,176.00 | \$10,176.00 | \$0.00 | \$0.00 | \$10,176.00 | |
| 24174 - Carl D Perkins Secondary - Current | 55000 - Other Purchased Services | \$0.00 | \$8,180.00 | \$8,180.00 | \$0.00 | \$0.00 | \$8,180.00 | 0.00 |
| Subtotal of Element: [Fund] 24174 - Carl D Perkins Secondary - Current | | \$0.00 | \$8,180.00 | \$8,180.00 | \$0.00 | \$0.00 | \$8,180.00 | |

| | | | | | | | | |
|--|---|--------------------|---------------------|---------------------|--------------------|--------------------|--------------------|--------|
| 24190 - Comprehensive Support and Improvement (CSI) | 51000 - Personnel Services - Compensation | \$1,965.62 | \$0.00 | \$15,725.00 | \$1,965.62 | \$13,759.38 | \$0.00 | 12.50 |
| 24190 - Comprehensive Support and Improvement (CSI) | 52000 - Personnel Services - Employee Benefits | \$628.73 | \$0.00 | \$6,348.00 | \$628.73 | \$5,715.52 | \$3.75 | 9.90 |
| 24190 - Comprehensive Support and Improvement (CSI) | 53000 - Purchased Professional and Technical Services | \$0.00 | \$30,122.00 | \$8,049.00 | \$8,049.50 | \$0.00 | (\$0.50) | 100.01 |
| Subtotal of Element: [Fund] 24190 - Comprehensive Support and Improvement (CSI) | | \$2,594.35 | \$30,122.00 | \$30,122.00 | \$10,643.85 | \$19,474.90 | \$3.25 | |
| 24191 - Title I - HS Redesign | 51000 - Personnel Services - Compensation | \$0.00 | \$25,000.00 | \$5,000.00 | \$0.00 | \$0.00 | \$5,000.00 | 0.00 |
| 24191 - Title I - HS Redesign | 52000 - Personnel Services - Employee Benefits | \$0.00 | \$14,857.00 | \$1,191.00 | \$0.00 | \$0.00 | \$1,191.00 | 0.00 |
| 24191 - Title I - HS Redesign | 53000 - Purchased Professional and Technical Services | \$2,864.50 | \$58,760.00 | \$92,426.00 | \$7,540.50 | \$21,263.50 | \$63,622.00 | 8.16 |
| 24191 - Title I - HS Redesign | 56000 - Supplies | \$0.00 | \$1,383.00 | \$1,383.00 | \$0.00 | \$566.89 | \$816.11 | 0.00 |
| Subtotal of Element: [Fund] 24191 - Title I - HS Redesign | | \$2,864.50 | \$100,000.00 | \$100,000.00 | \$7,540.50 | \$21,830.39 | \$70,629.11 | |
| 24301 - CARES Act | 55000 - Other Purchased Services | \$0.00 | \$1,600.00 | \$0.00 | \$0.00 | \$0.00 | \$0.00 | |
| 24301 - CARES Act | 56000 - Supplies | \$0.00 | \$30,043.00 | \$6,785.00 | \$6,932.30 | \$20.00 | (\$167.30) | 102.17 |
| 24301 - CARES Act | 57000 - Property | \$0.00 | \$31,500.00 | \$62,869.00 | \$21,321.50 | \$39,184.20 | \$2,363.30 | 33.91 |
| Subtotal of Element: [Fund] 24301 - CARES Act | | \$0.00 | \$63,143.00 | \$69,654.00 | \$28,253.80 | \$39,204.20 | \$2,196.00 | |
| 27107 - Library GO Bonds | 56000 - Supplies | \$0.00 | \$3,618.00 | \$3,618.00 | \$0.00 | \$0.00 | \$3,618.00 | 0.00 |
| Subtotal of Element: [Fund] 27107 - Library GO Bonds | | \$0.00 | \$3,618.00 | \$3,618.00 | \$0.00 | \$0.00 | \$3,618.00 | |
| 27502 - Student Advisement Plan | 51000 - Personnel Services - Compensation | \$250.00 | | \$9,000.00 | \$250.00 | \$0.00 | \$8,750.00 | 2.78 |
| 27502 - Student Advisement Plan | 52000 - Personnel Services - Employee Benefits | \$59.49 | | \$2,143.00 | \$59.49 | \$51.65 | \$2,031.86 | 2.78 |
| 27502 - Student Advisement Plan | 53000 - Purchased Professional and Technical Services | \$0.00 | | \$33,262.00 | \$286.00 | \$0.00 | \$32,976.00 | 0.86 |
| 27502 - Student Advisement Plan | 55000 - Other Purchased Services | \$0.00 | | \$12,480.00 | \$0.00 | \$0.00 | \$12,480.00 | 0.00 |
| 27502 - Student Advisement Plan | 56000 - Supplies | \$0.00 | | \$9,171.00 | \$1,788.00 | \$0.00 | \$7,383.00 | 19.50 |
| 27502 - Student Advisement Plan | 57000 - Property | \$0.00 | | \$22,803.00 | \$0.00 | \$0.00 | \$22,803.00 | 0.00 |
| Subtotal of Element: [Fund] 27502 - Student Advisement Plan | | \$309.49 | | \$88,859.00 | \$2,383.49 | \$51.65 | \$86,423.86 | |
| 29102 - Private Dir Grants (Categorical) | 51000 - Personnel Services - Compensation | \$0.00 | \$20,000.00 | \$20,000.00 | \$0.00 | \$0.00 | \$20,000.00 | 0.00 |
| 29102 - Private Dir Grants (Categorical) | 52000 - Personnel Services - Employee Benefits | \$0.00 | \$13,666.00 | \$12,666.00 | \$0.00 | \$0.00 | \$12,666.00 | 0.00 |
| 29102 - Private Dir Grants (Categorical) | 56000 - Supplies | \$203.68 | \$4,184.00 | \$5,934.00 | \$323.68 | \$1,576.32 | \$4,034.00 | 5.45 |
| Subtotal of Element: [Fund] 29102 - Private Dir Grants (Categorical) | | \$203.68 | \$37,850.00 | \$38,600.00 | \$323.68 | \$1,576.32 | \$36,700.00 | |
| 29114 - McCune Charitable Foundation | 53000 - Purchased Professional and Technical Services | \$0.00 | | \$7,155.00 | \$0.00 | \$7,155.00 | \$0.00 | 0.00 |
| 29114 - McCune Charitable Foundation | 55000 - Other Purchased Services | \$0.00 | \$4,000.00 | \$0.00 | \$0.00 | \$0.00 | \$0.00 | |
| 29114 - McCune Charitable Foundation | 56000 - Supplies | \$0.00 | \$3,155.00 | \$0.00 | \$0.00 | \$0.00 | \$0.00 | |
| Subtotal of Element: [Fund] 29114 - McCune Charitable Foundation | | \$0.00 | \$7,155.00 | \$7,155.00 | \$0.00 | \$7,155.00 | \$0.00 | |
| 31200 - Public School Capital Outlay | 54000 - Purchased Property Services | \$13,669.17 | \$0.00 | \$164,030.00 | \$95,684.19 | \$68,345.82 | (\$0.01) | 58.33 |
| Subtotal of Element: [Fund] 31200 - Public School Capital Outlay | | \$13,669.17 | \$0.00 | \$164,030.00 | \$95,684.19 | \$68,345.82 | (\$0.01) | |
| 31400 - Special Capital Outlay-State | 54000 - Purchased Property Services | \$0.00 | \$100,000.00 | \$100,000.00 | \$0.00 | \$0.00 | \$100,000.00 | 0.00 |
| 31400 - Special Capital Outlay-State | 57000 - Property | \$0.00 | \$45,000.00 | \$45,000.00 | \$0.00 | \$0.00 | \$45,000.00 | 0.00 |

| | | | | | | | | |
|--|---|---------------------|-----------------------|-----------------------|-----------------------|-----------------------|-----------------------|-------|
| Subtotal of Element: [Fund] 31400 - Special Capital Outlay-State | | \$0.00 | \$145,000.00 | \$145,000.00 | \$0.00 | \$0.00 | \$145,000.00 | |
| 31600 - Capital Improvements HB-33 | 53000 - Purchased Professional and Technical Services | \$352.97 | \$3,200.00 | \$3,200.00 | \$402.17 | \$0.00 | \$2,797.83 | 12.57 |
| 31600 - Capital Improvements HB-33 | 54000 - Purchased Property Services | \$0.00 | \$532,590.00 | \$590,976.00 | \$0.00 | \$0.00 | \$590,976.00 | 0.00 |
| 31600 - Capital Improvements HB-33 | 57000 - Property | \$0.00 | \$50,000.00 | \$50,000.00 | \$0.00 | \$0.00 | \$50,000.00 | 0.00 |
| Subtotal of Element: [Fund] 31600 - Capital Improvements HB-33 | | \$352.97 | \$585,790.00 | \$644,176.00 | \$402.17 | \$0.00 | \$643,773.83 | |
| 31700 - Capital Improvements SB-9 | 57000 - Property | \$0.00 | \$4,443.00 | \$4,443.00 | \$0.00 | \$0.00 | \$4,443.00 | 0.00 |
| Subtotal of Element: [Fund] 31700 - Capital Improvements SB-9 | | \$0.00 | \$4,443.00 | \$4,443.00 | \$0.00 | \$0.00 | \$4,443.00 | |
| 31701 - Capital Improvements SB-9 Local | 53000 - Purchased Professional and Technical Services | \$178.54 | \$1,056.00 | \$1,056.00 | \$203.13 | \$0.00 | \$852.87 | 19.24 |
| 31701 - Capital Improvements SB-9 Local | 54000 - Purchased Property Services | \$0.00 | \$58,257.00 | \$58,257.00 | \$0.00 | \$0.00 | \$58,257.00 | 0.00 |
| 31701 - Capital Improvements SB-9 Local | 57000 - Property | \$0.00 | \$289,159.00 | \$319,824.00 | \$0.00 | \$0.00 | \$319,824.00 | 0.00 |
| Subtotal of Element: [Fund] 31701 - Capital Improvements SB-9 Local | | \$178.54 | \$348,472.00 | \$379,137.00 | \$203.13 | \$0.00 | \$378,933.87 | |
| 31703 - SB-9 State Match Cash | 57000 - Property | \$0.00 | \$5,752.00 | \$5,752.00 | \$0.00 | \$0.00 | \$5,752.00 | 0.00 |
| Subtotal of Element: [Fund] 31703 - SB-9 State Match Cash | | \$0.00 | \$5,752.00 | \$5,752.00 | \$0.00 | \$0.00 | \$5,752.00 | |
| Grand Total | | \$232,743.56 | \$5,526,362.00 | \$5,840,079.00 | \$1,159,551.23 | \$1,237,735.27 | \$3,442,792.50 | |

Expenditure Detail

Health Leadership High School

Account Summary Report

Cycle: FY20-21; Begin Date: 12/01/2020; End Date: 12/31/2020; Account Type: Expenditure; Subtotal Elements: Fund,Function; Account Expression: [All]; Subtotal By Account Type: Yes; Include Unposted

Transactions: No; Created On: 1/18/2021 9:56:26 AM

| Account Code | Description | Actual (Date Range) | Budget (YTD) | Actual (YTD) | Encumbrance (YTD) | Available (YTD) | % of Budget |
|---|---|---------------------|--------------|--------------|-------------------|-----------------|-------------|
| 11000-1000-51100-1010-001752-1411-00000 | Salaries Expense: Teachers-Grades 1-12 | \$38,229.21 | \$400,877.00 | \$167,889.71 | \$178,403.16 | \$54,584.13 | 41.88 |
| 11000-1000-51100-1010-001752-1711-00000 | Operational-Salaries Expense | \$0.00 | \$11,754.00 | \$3,826.50 | \$0.00 | \$7,927.50 | 32.55 |
| 11000-1000-51100-2000-001752-1412-00000 | Salaries Expense: Teachers- Special Education | \$6,511.62 | \$57,740.00 | \$26,046.48 | \$30,387.52 | \$1,306.00 | 45.10 |
| 11000-1000-51100-4025-001752-1412-00000 | Operational-Salaries Expense | \$2,577.93 | \$22,342.00 | \$10,311.72 | \$12,030.28 | \$0.00 | 46.15 |
| 11000-1000-51100-4040-001752-1411-00000 | Operational-Salaries Expense | \$2,276.91 | \$23,394.00 | \$9,895.67 | \$10,625.36 | \$2,872.97 | 42.30 |
| 11000-1000-51100-4040-001752-1412-00000 | Operational-Salaries Expense | \$687.48 | \$5,958.00 | \$2,749.92 | \$3,208.08 | \$0.00 | 46.15 |
| 11000-1000-51300-1010-001752-1411-00000 | Operational-Additional Compensation | \$2,000.00 | \$0.00 | \$2,000.00 | \$0.00 | (\$2,000.00) | 0.00 |
| 11000-1000-51300-9000-001752-1618-00000 | Operational-Additional Compensation | \$0.00 | \$4,500.00 | \$0.00 | \$0.00 | \$4,500.00 | 0.00 |
| 11000-1000-52111-0000-001752-0000-00000 | Educational Retirement | \$1,300.32 | \$1,231.00 | \$1,300.32 | \$0.00 | (\$69.32) | 105.63 |
| 11000-1000-52111-1010-001752-0000-00000 | Operational-Educational Retirement | \$5,480.26 | \$58,322.00 | \$24,368.90 | \$25,305.47 | \$8,647.63 | 41.78 |
| 11000-1000-52111-2000-001752-0000-00000 | Operational-Educational Retirement | \$921.39 | \$7,985.00 | \$3,685.56 | \$4,299.81 | (\$0.37) | 46.15 |
| 11000-1000-52111-4025-001752-0000-00000 | Operational-Educational Retirement | \$364.77 | \$3,162.00 | \$1,459.08 | \$1,702.26 | \$0.66 | 46.14 |
| 11000-1000-52111-4040-001752-0000-00000 | Operational-Educational Retirement | \$419.46 | \$4,152.00 | \$1,789.33 | \$1,957.33 | \$405.34 | 43.09 |
| 11000-1000-52112-0000-001752-0000-00000 | ERA - Retiree Health | \$0.00 | \$200.00 | \$0.00 | \$0.00 | \$200.00 | 0.00 |
| 11000-1000-52112-1010-001752-0000-00000 | Operational-ERA - Retiree Health | \$774.55 | \$8,244.00 | \$3,444.15 | \$3,576.84 | \$1,223.01 | 41.77 |
| 11000-1000-52112-2000-001752-0000-00000 | Operational-ERA - Retiree Health | \$130.23 | \$1,128.00 | \$520.92 | \$607.74 | (\$0.66) | 46.18 |
| 11000-1000-52112-4025-001752-0000-00000 | Operational-ERA - Retiree Health | \$51.57 | \$447.00 | \$206.28 | \$240.66 | \$0.06 | 46.14 |
| 11000-1000-52112-4040-001752-0000-00000 | Operational-ERA - Retiree Health | \$59.28 | \$587.00 | \$252.90 | \$276.64 | \$57.46 | 43.08 |
| 11000-1000-52210-0000-001752-0000-00000 | FICA Payments | \$0.00 | \$620.00 | \$0.00 | \$0.00 | \$620.00 | 0.00 |
| 11000-1000-52210-1010-001752-0000-00000 | Operational-FICA Payments | \$2,377.23 | \$24,247.00 | \$10,107.74 | \$8,455.05 | \$5,684.21 | 41.68 |
| 11000-1000-52210-2000-001752-0000-00000 | Operational-FICA Payments | \$382.69 | \$4,226.00 | \$1,486.88 | \$1,083.43 | \$1,655.69 | 35.18 |
| 11000-1000-52210-4025-001752-0000-00000 | Operational-FICA Payments | \$152.38 | \$1,386.00 | \$598.54 | \$689.97 | \$97.49 | 43.18 |
| 11000-1000-52210-4040-001752-0000-00000 | Operational-FICA Payments | \$174.89 | \$1,900.00 | \$732.64 | \$590.05 | \$577.31 | 38.56 |
| 11000-1000-52210-9000-001752-0000-00000 | Operational-FICA Payments | \$0.00 | \$279.00 | \$0.00 | \$0.00 | \$279.00 | 0.00 |
| 11000-1000-52220-0000-001752-0000-00000 | Medicare Payments | \$0.00 | \$145.00 | \$0.00 | \$0.00 | \$145.00 | 0.00 |
| 11000-1000-52220-1010-001752-0000-00000 | Operational-Medicare Payments | \$555.95 | \$5,673.00 | \$2,363.90 | \$2,380.43 | \$928.67 | 41.66 |
| 11000-1000-52220-2000-001752-0000-00000 | Operational-Medicare Payments | \$89.49 | \$989.00 | \$347.70 | \$344.84 | \$296.46 | 35.15 |
| 11000-1000-52220-4025-001752-0000-00000 | Operational-Medicare Payments | \$35.64 | \$324.00 | \$140.01 | \$161.39 | \$22.60 | 43.21 |
| 11000-1000-52220-4040-001752-0000-00000 | Operational-Medicare Payments | \$40.89 | \$449.00 | \$171.22 | \$178.32 | \$99.46 | 38.13 |
| 11000-1000-52220-9000-001752-0000-00000 | Operational-Medicare Payments | \$0.00 | \$66.00 | \$0.00 | \$0.00 | \$66.00 | 0.00 |
| 11000-1000-52311-0000-001752-0000-00000 | Health and Medical Premiums | (\$1,014.32) | \$15,707.00 | (\$850.37) | \$0.00 | \$16,557.37 | -5.41 |
| 11000-1000-52311-1010-001752-0000-00000 | Operational-Health and Medical Premiums | \$2,597.63 | \$38,860.00 | \$15,109.54 | \$18,945.76 | \$4,804.70 | 38.88 |
| 11000-1000-52311-2000-001752-0000-00000 | Operational-Health and Medical Premiums | \$477.04 | \$7,799.00 | \$4,691.34 | \$3,577.80 | (\$470.14) | 60.15 |
| 11000-1000-52311-4025-001752-0000-00000 | Operational-Health and Medical Premiums | \$170.56 | \$2,218.00 | \$932.83 | \$1,279.20 | \$5.97 | 42.05 |
| 11000-1000-52311-4040-001752-0000-00000 | Operational-Health and Medical Premiums | \$199.62 | \$3,305.00 | \$1,164.87 | \$1,468.91 | \$671.22 | 35.24 |

| | | | | | | | |
|---|--|----------|------------|------------|------------|--------------|--------|
| 11000-1000-52312-0000-001752-0000-00000 | Life | \$0.00 | \$57.00 | \$27.73 | \$0.00 | \$29.27 | 48.64 |
| 11000-1000-52312-1010-001752-0000-00000 | Operational-Life | \$28.54 | \$429.00 | \$179.71 | \$209.05 | \$40.24 | 41.89 |
| 11000-1000-52312-2000-001752-0000-00000 | Operational-Life | \$4.84 | \$63.00 | \$25.93 | \$36.30 | \$0.77 | 41.15 |
| 11000-1000-52312-4025-001752-0000-00000 | Operational-Life | \$1.58 | \$21.00 | \$8.24 | \$11.85 | \$0.91 | 39.23 |
| 11000-1000-52312-4040-001752-0000-00000 | Operational-Life | \$2.20 | \$29.00 | \$12.49 | \$16.24 | \$0.27 | 43.06 |
| 11000-1000-52313-0000-001752-0000-00000 | Dental | \$0.00 | \$385.00 | \$8.58 | \$0.00 | \$376.42 | 2.22 |
| 11000-1000-52313-1010-001752-0000-00000 | Operational-Dental | \$125.91 | \$1,518.00 | \$615.44 | \$989.19 | (\$86.63) | 40.54 |
| 11000-1000-52313-2000-001752-0000-00000 | Operational-Dental | \$26.42 | \$344.00 | \$145.30 | \$198.15 | \$0.55 | 42.23 |
| 11000-1000-52313-4025-001752-0000-00000 | Operational-Dental | \$9.80 | \$128.00 | \$53.90 | \$73.50 | \$0.60 | 42.10 |
| 11000-1000-52313-4040-001752-0000-00000 | Operational-Dental | \$10.01 | \$142.00 | \$51.25 | \$77.44 | \$13.31 | 36.09 |
| 11000-1000-52314-0000-001752-0000-00000 | Vision | \$0.00 | \$128.00 | \$1.88 | \$0.00 | \$126.12 | 1.46 |
| 11000-1000-52314-1010-001752-0000-00000 | Operational-Vision | \$13.21 | \$310.00 | \$81.60 | \$99.16 | \$129.24 | 26.32 |
| 11000-1000-52314-2000-001752-0000-00000 | Operational-Vision | \$5.20 | \$69.00 | \$29.05 | \$39.00 | \$0.95 | 42.10 |
| 11000-1000-52314-4040-001752-0000-00000 | Operational-Vision | \$1.24 | \$28.00 | \$7.36 | \$9.30 | \$11.34 | 26.28 |
| 11000-1000-52315-0000-001752-0000-00000 | Disability | \$0.00 | \$4.00 | \$3.98 | \$0.00 | \$0.02 | 99.50 |
| 11000-1000-52315-1010-001752-0000-00000 | Operational-Disability | \$10.61 | \$236.00 | \$75.82 | \$79.66 | \$80.52 | 32.12 |
| 11000-1000-52315-4040-001752-0000-00000 | Operational-Disability | \$0.56 | \$13.00 | \$3.98 | \$4.20 | \$4.82 | 30.61 |
| 11000-1000-52500-0000-001752-0000-00000 | Unemployment Compensation | \$0.00 | \$426.00 | (\$110.74) | \$0.00 | \$536.74 | -25.99 |
| 11000-1000-52500-1010-001752-0000-00000 | Operational-Unemployment Compensation | \$128.27 | \$1,716.00 | \$115.59 | \$450.80 | \$1,149.61 | 6.73 |
| 11000-1000-52500-2000-001752-0000-00000 | Operational-Unemployment Compensation | \$4.41 | \$478.00 | \$20.25 | \$63.47 | \$394.28 | 4.23 |
| 11000-1000-52500-4025-001752-0000-00000 | Operational-Unemployment Compensation | \$0.00 | \$128.00 | \$0.00 | \$25.58 | \$102.42 | 0.00 |
| 11000-1000-52500-4040-001752-0000-00000 | Operational-Unemployment Compensation | \$1.85 | \$220.00 | \$10.60 | \$31.54 | \$177.86 | 4.81 |
| 11000-1000-52710-0000-001752-0000-00000 | Workers Compensation Premium | \$0.00 | \$332.00 | \$332.00 | \$0.00 | \$0.00 | 100.00 |
| 11000-1000-52710-1010-001752-0000-00000 | Operational-Workers Compensation Premium | \$0.00 | \$7,222.00 | \$7,222.00 | \$0.00 | \$0.00 | 100.00 |
| 11000-1000-52710-2000-001752-0000-00000 | Operational-Workers Compensation Premium | \$0.00 | \$1,363.00 | \$1,002.00 | \$0.00 | \$361.00 | 73.51 |
| 11000-1000-52710-4025-001752-0000-00000 | Operational-Workers Compensation Premium | \$0.00 | \$447.00 | \$329.00 | \$0.00 | \$118.00 | 73.60 |
| 11000-1000-52710-4040-001752-0000-00000 | Operational-Workers Compensation Premium | \$0.00 | \$616.00 | \$453.00 | \$0.00 | \$163.00 | 73.53 |
| 11000-1000-52720-0000-001752-0000-00000 | Workers Compensation Employer's Fee | \$0.00 | \$34.00 | \$33.44 | \$0.00 | \$0.56 | 98.35 |
| 11000-1000-52720-1010-001752-0000-00000 | Operational-Workers Compensation Employer's Fee | \$4.17 | \$67.00 | \$24.99 | \$31.05 | \$10.96 | 37.29 |
| 11000-1000-52720-2000-001752-0000-00000 | Operational-Workers Compensation Employer's Fee | \$0.71 | \$12.00 | \$2.76 | \$5.42 | \$3.82 | 23.00 |
| 11000-1000-52720-4025-001752-0000-00000 | Operational-Workers Compensation Employer's Fee | \$0.23 | \$3.00 | \$1.15 | \$1.80 | \$0.05 | 38.33 |
| 11000-1000-52720-4040-001752-0000-00000 | Operational-Workers Compensation Employer's Fee | \$0.34 | \$10.00 | \$1.74 | \$2.51 | \$5.75 | 17.40 |
| 11000-1000-53330-1010-001752-0000-00000 | Operational-Professional Development | \$0.00 | \$116.00 | \$0.00 | \$116.00 | \$0.00 | 0.00 |
| 11000-1000-53711-1010-001752-0000-00000 | Operational-Other Charges | \$0.00 | \$9,108.00 | \$74.00 | \$1,720.00 | \$7,314.00 | 0.81 |
| 11000-1000-53711-9000-001752-0000-00000 | Operational-Other Charges | \$0.00 | \$2,000.00 | \$0.00 | \$0.00 | \$2,000.00 | 0.00 |
| 11000-1000-53711-9000-001752-0000-60003 | Operational-Other Charges | \$0.00 | \$0.00 | \$0.00 | \$2,000.00 | (\$2,000.00) | 0.00 |
| 11000-1000-54311-1010-001752-0000-00000 | Operational-Maintenance & Repair Furniture/Fixtures/Equipment | \$0.00 | \$1,000.00 | \$159.00 | \$841.00 | \$0.00 | 15.90 |
| 11000-1000-54610-9000-001752-0000-00000 | Operational-Rental - Land and Buildings | \$0.00 | \$1,500.00 | \$0.00 | \$0.00 | \$1,500.00 | 0.00 |
| 11000-1000-55817-1010-001752-0000-00000 | Operational-Student Travel | \$0.00 | \$6,000.00 | \$0.00 | \$0.00 | \$6,000.00 | 0.00 |

| | | | | | | | |
|---|---|--------------------|-----------------------|---------------------|---------------------|---------------------|--------------|
| 11000-1000-55818-1010-001752-0000-00000 | Operational-Other Travel – Non-Employees | \$0.00 | \$1,000.00 | \$0.00 | \$0.00 | \$1,000.00 | 0.00 |
| 11000-1000-55915-1010-001752-0000-00000 | Operational-Other Contract Services | \$111.11 | \$15,185.00 | \$735.55 | \$8,263.89 | \$6,185.56 | 4.84 |
| 11000-1000-56112-1010-001752-0000-00000 | Operational-Other Textbooks | \$0.00 | \$21,774.00 | \$0.00 | \$0.00 | \$21,774.00 | 0.00 |
| 11000-1000-56113-1010-001752-0000-00000 | Operational-Software | \$0.00 | \$13,933.00 | \$13,932.32 | \$0.00 | \$0.68 | 99.99 |
| 11000-1000-56118-1010-001752-0000-00000 | Operational-General Supplies and Materials | \$0.00 | \$14,684.00 | \$768.60 | \$1,314.89 | \$12,600.51 | 5.23 |
| 11000-1000-56118-4040-001752-0000-00000 | Operational-General Supplies and Materials | \$0.00 | \$60,000.00 | \$0.00 | \$0.00 | \$60,000.00 | 0.00 |
| 11000-1000-56118-9000-001752-0000-00000 | Operational-General Supplies and Materials | \$0.00 | \$5,073.00 | \$0.00 | \$0.00 | \$5,073.00 | 0.00 |
| 11000-1000-56118-9000-001752-0000-60003 | Operational-General Supplies and Materials | \$0.00 | \$0.00 | \$0.00 | \$1,073.00 | (\$1,073.00) | 0.00 |
| 11000-1000-57331-1010-001752-0000-00000 | Operational-Fixed Assets (More Than \$5,000) | \$0.00 | \$260,734.00 | \$0.00 | \$0.00 | \$260,734.00 | 0.00 |
| 11000-1000-57332-1010-001752-0000-00000 | Operational-Supply Assets (\$5,000 or Less) | \$0.00 | \$19,400.00 | \$0.00 | \$0.00 | \$19,400.00 | 0.00 |
| Subtotal of Element: Expenditure | | \$68,515.88 | \$1,168,701.00 | \$323,183.77 | \$329,560.29 | \$515,956.94 | 27.65 |
| Subtotal of Element: [Function] 1000 - Instruction | | \$68,515.88 | \$1,168,701.00 | \$323,183.77 | \$329,560.29 | \$515,956.94 | 27.65 |
| 11000-2100-51100-0000-001752-1211-00000 | Salaries Expense: Coordinator/Subject Matter Specialist | \$8,640.00 | \$74,880.00 | \$37,440.00 | \$37,440.00 | \$0.00 | 50.00 |
| 11000-2100-51100-0000-001752-1216-00000 | Operational-Salaries Expense | \$776.19 | \$6,727.00 | \$3,363.49 | \$3,363.51 | \$0.00 | 49.99 |
| 11000-2100-51100-0000-001752-1217-00000 | Salaries Expense: Secretarial/Clerical/Technical Assistants | \$5,082.00 | \$44,044.00 | \$20,328.00 | \$23,716.00 | \$0.00 | 46.15 |
| 11000-2100-51100-2000-001752-1211-00000 | Operational-Salaries Expense | \$1,920.00 | \$16,640.00 | \$7,680.00 | \$8,960.00 | \$0.00 | 46.15 |
| 11000-2100-51100-2000-001752-1214-00000 | Operational-Salaries Expense | \$7,560.00 | \$65,520.00 | \$30,240.00 | \$35,280.00 | \$0.00 | 46.15 |
| 11000-2100-51100-4025-001752-1218-00000 | Operational-Salaries Expense | \$8,659.74 | \$75,051.00 | \$37,525.54 | \$37,525.46 | \$0.00 | 50.00 |
| 11000-2100-52111-0000-001752-0000-00000 | Educational Retirement | \$2,051.50 | \$17,785.00 | \$8,650.10 | \$9,122.01 | \$12.89 | 48.63 |
| 11000-2100-52111-2000-001752-0000-00000 | Operational-Educational Retirement | \$1,341.42 | \$11,626.00 | \$5,365.68 | \$6,259.96 | \$0.36 | 46.15 |
| 11000-2100-52111-4025-001752-0000-00000 | Operational-Educational Retirement | \$1,225.35 | \$10,619.00 | \$5,309.85 | \$5,309.84 | (\$0.69) | 50.00 |
| 11000-2100-52112-0000-001752-0000-00000 | ERA - Retiree Health | \$289.98 | \$2,514.00 | \$1,222.70 | \$1,289.29 | \$2.01 | 48.63 |
| 11000-2100-52112-2000-001752-0000-00000 | Operational-ERA - Retiree Health | \$189.60 | \$1,644.00 | \$758.40 | \$884.80 | \$0.80 | 46.13 |
| 11000-2100-52112-4025-001752-0000-00000 | Operational-ERA - Retiree Health | \$173.19 | \$1,500.00 | \$750.49 | \$750.49 | (\$0.98) | 50.03 |
| 11000-2100-52210-0000-001752-0000-00000 | FICA Payments | \$866.45 | \$8,084.00 | \$3,613.89 | \$3,761.73 | \$708.38 | 44.70 |
| 11000-2100-52210-2000-001752-0000-00000 | Operational-FICA Payments | \$564.84 | \$4,694.00 | \$2,222.04 | \$2,488.93 | (\$16.97) | 47.33 |
| 11000-2100-52210-4025-001752-0000-00000 | Operational-FICA Payments | \$491.43 | \$4,765.00 | \$2,080.13 | \$2,008.25 | \$676.62 | 43.65 |
| 11000-2100-52220-0000-001752-0000-00000 | Medicare Payments | \$202.64 | \$1,728.00 | \$845.17 | \$879.72 | \$3.11 | 48.91 |
| 11000-2100-52220-2000-001752-0000-00000 | Operational-Medicare Payments | \$132.10 | \$1,098.00 | \$519.67 | \$582.05 | (\$3.72) | 47.32 |
| 11000-2100-52220-4025-001752-0000-00000 | Operational-Medicare Payments | \$114.94 | \$1,116.00 | \$486.50 | \$469.70 | \$159.80 | 43.59 |
| 11000-2100-52311-0000-001752-0000-00000 | Health and Medical Premiums | \$743.08 | \$10,525.00 | \$4,951.90 | \$5,015.79 | \$557.31 | 47.04 |
| 11000-2100-52311-2000-001752-0000-00000 | Operational-Health and Medical Premiums | \$523.44 | \$6,876.00 | \$2,949.96 | \$3,925.80 | \$0.24 | 42.90 |
| 11000-2100-52311-4025-001752-0000-00000 | Operational-Health and Medical Premiums | \$1,040.33 | \$13,437.00 | \$5,633.48 | \$7,802.59 | \$0.93 | 41.92 |
| 11000-2100-52312-0000-001752-0000-00000 | Life | \$11.84 | \$169.00 | \$79.88 | \$80.91 | \$8.21 | 47.26 |
| 11000-2100-52312-2000-001752-0000-00000 | Operational-Life | \$8.76 | \$112.00 | \$45.88 | \$65.70 | \$0.42 | 40.96 |
| 11000-2100-52312-4025-001752-0000-00000 | Operational-Life | \$5.26 | \$67.00 | \$27.53 | \$39.45 | \$0.02 | 41.08 |
| 11000-2100-52313-0000-001752-0000-00000 | Dental | \$34.32 | \$482.00 | \$224.60 | \$231.66 | \$25.74 | 46.59 |
| 11000-2100-52313-2000-001752-0000-00000 | Operational-Dental | \$25.88 | \$336.00 | \$141.54 | \$194.10 | \$0.36 | 42.12 |
| 11000-2100-52313-4025-001752-0000-00000 | Operational-Dental | \$51.32 | \$668.00 | \$282.26 | \$384.90 | \$0.84 | 42.25 |
| 11000-2100-52314-0000-001752-0000-00000 | Vision | \$7.52 | \$100.00 | \$43.24 | \$50.76 | \$6.00 | 43.24 |

| | | | | | | | |
|---|---|--------------------|---------------------|---------------------|---------------------|--------------------|--------------|
| 11000-2100-52314-2000-001752-0000-00000 | Operational-Vision | \$5.46 | \$71.00 | \$30.03 | \$40.95 | \$0.02 | 42.29 |
| 11000-2100-52314-4025-001752-0000-00000 | Operational-Vision | \$8.48 | \$111.00 | \$46.64 | \$63.60 | \$0.76 | 42.01 |
| 11000-2100-52315-0000-001752-0000-00000 | Disability | \$22.59 | \$290.00 | \$125.15 | \$154.03 | \$10.82 | 43.15 |
| 11000-2100-52315-2000-001752-0000-00000 | Operational-Disability | \$8.89 | \$110.00 | \$45.16 | \$66.76 | (\$1.92) | 41.05 |
| 11000-2100-52500-0000-001752-0000-00000 | Unemployment Compensation | \$0.44 | \$1,003.00 | \$25.03 | \$183.05 | \$794.92 | 2.49 |
| 11000-2100-52500-2000-001752-0000-00000 | Operational-Unemployment Compensation | \$0.00 | \$147.00 | \$6.22 | \$140.11 | \$0.67 | 4.23 |
| 11000-2100-52500-4025-001752-0000-00000 | Operational-Unemployment Compensation | \$0.00 | \$946.00 | \$9.53 | \$85.14 | \$851.33 | 1.00 |
| 11000-2100-52710-0000-001752-0000-00000 | Workers Compensation Premium | \$0.00 | \$1,918.00 | \$1,918.00 | \$0.00 | \$0.00 | 100.00 |
| 11000-2100-52710-2000-001752-0000-00000 | Operational-Workers Compensation Premium | \$0.00 | \$245.00 | \$245.00 | \$0.00 | \$0.00 | 100.00 |
| 11000-2100-52710-4025-001752-0000-00000 | Operational-Workers Compensation Premium | \$0.00 | \$1,998.00 | \$1,998.00 | \$0.00 | \$0.00 | 100.00 |
| 11000-2100-52720-0000-001752-0000-00000 | Workers Compensation Employer's Fee | \$1.73 | \$25.00 | \$9.17 | \$12.06 | \$3.77 | 36.68 |
| 11000-2100-52720-2000-001752-0000-00000 | Operational-Workers Compensation Employer's Fee | \$1.28 | \$16.00 | \$6.10 | \$9.54 | \$0.36 | 38.12 |
| 11000-2100-52720-4025-001752-0000-00000 | Operational-Workers Compensation Employer's Fee | \$0.73 | \$11.00 | \$4.19 | \$5.93 | \$0.88 | 38.09 |
| 11000-2100-53211-2000-001752-0000-00000 | Diagnosticians - Contracted | \$0.00 | \$4,000.00 | \$0.00 | \$4,000.00 | \$0.00 | 0.00 |
| 11000-2100-53212-2000-001752-0000-00000 | Speech Therapists - Contracted | \$420.00 | \$6,603.00 | \$420.00 | \$6,182.26 | \$0.74 | 6.36 |
| 11000-2100-53215-2000-001752-0000-00000 | Operational-Psychologists/Counselors - Contracted | \$0.00 | \$1,500.00 | \$0.00 | \$1,500.00 | \$0.00 | 0.00 |
| 11000-2100-53330-2000-001752-0000-00000 | Operational-Professional Development | \$0.00 | \$90.00 | \$90.00 | \$0.00 | \$0.00 | 100.00 |
| 11000-2100-53711-0000-001752-0000-00000 | Operational-Other Charges | \$0.00 | \$30.00 | \$0.00 | \$30.00 | \$0.00 | 0.00 |
| 11000-2100-55813-0000-001752-0000-00000 | Employee Travel - Non-Teachers | \$0.00 | \$400.00 | \$0.00 | \$400.00 | \$0.00 | 0.00 |
| 11000-2100-55915-0000-001752-0000-00000 | Operational-Other Contract Services | \$489.61 | \$8,933.00 | \$1,958.44 | \$2,977.50 | \$3,997.06 | 21.92 |
| 11000-2100-56118-0000-001752-0000-00000 | General Supplies and Materials | \$0.00 | \$7,974.00 | \$0.00 | \$1,040.98 | \$6,933.02 | 0.00 |
| Subtotal of Element: Expenditure | | \$43,692.33 | \$419,228.00 | \$189,718.58 | \$214,775.31 | \$14,734.11 | 45.25 |
| Subtotal of Element: [Function] 2100 - Support Services-Students | | \$43,692.33 | \$419,228.00 | \$189,718.58 | \$214,775.31 | \$14,734.11 | 45.25 |
| 11000-2200-51100-0000-001752-1211-00000 | Operational-Salaries Expense | \$20,345.14 | \$186,712.00 | \$90,354.34 | \$87,280.66 | \$9,077.00 | 48.39 |
| 11000-2200-52111-0000-001752-0000-00000 | Educational Retirement | \$2,878.82 | \$27,698.00 | \$12,785.08 | \$6,690.18 | \$8,222.74 | 46.15 |
| 11000-2200-52112-0000-001752-0000-00000 | ERA - Retiree Health | \$406.90 | \$3,917.00 | \$1,807.10 | \$945.56 | \$1,164.34 | 46.13 |
| 11000-2200-52210-0000-001752-0000-00000 | FICA Payments | \$1,206.91 | \$8,055.00 | \$5,269.66 | \$2,664.61 | \$120.73 | 65.42 |
| 11000-2200-52220-0000-001752-0000-00000 | Medicare Payments | \$282.28 | \$2,841.00 | \$1,232.47 | \$623.18 | \$985.35 | 43.38 |
| 11000-2200-52311-0000-001752-0000-00000 | Health and Medical Premiums | \$1,286.57 | \$19,638.00 | \$8,576.99 | \$6,373.81 | \$4,687.20 | 43.67 |
| 11000-2200-52312-0000-001752-0000-00000 | Life | \$12.44 | \$197.00 | \$95.99 | \$47.55 | \$53.46 | 48.72 |
| 11000-2200-52313-0000-001752-0000-00000 | Dental | \$26.14 | \$377.00 | \$180.95 | \$67.35 | \$128.70 | 47.99 |
| 11000-2200-52314-0000-001752-0000-00000 | Vision | \$5.74 | \$83.00 | \$39.71 | \$14.85 | \$28.44 | 47.84 |
| 11000-2200-52315-0000-001752-0000-00000 | Disability | \$27.99 | \$415.00 | \$188.82 | \$77.70 | \$148.48 | 45.49 |
| 11000-2200-52500-0000-001752-0000-00000 | Unemployment Compensation | \$0.00 | \$1,066.00 | \$85.14 | \$102.50 | \$878.36 | 7.98 |
| 11000-2200-52710-0000-001752-0000-00000 | Workers Compensation Premium | \$0.00 | \$3,915.00 | \$3,186.00 | \$0.00 | \$729.00 | 81.37 |
| 11000-2200-52720-0000-001752-0000-00000 | Workers Compensation Employer's Fee | \$1.82 | \$26.00 | \$9.97 | \$7.08 | \$8.95 | 38.34 |
| 11000-2200-55915-0000-001752-0000-00000 | Operational-Other Contract Services | \$0.00 | \$4,681.00 | \$0.00 | \$0.00 | \$4,681.00 | 0.00 |
| 11000-2200-56113-0000-001752-0000-00000 | Operational-Software | \$0.00 | \$2,352.00 | \$1,600.00 | \$752.00 | \$0.00 | 68.02 |
| Subtotal of Element: Expenditure | | \$26,480.75 | \$261,973.00 | \$125,412.22 | \$105,647.03 | \$30,913.75 | 47.87 |

| | | | | | | | |
|---|---|--------------------|---------------------|---------------------|---------------------|--------------------|--------------|
| Subtotal of Element: [Function] 2200 - Support Services-Instruction | | \$26,480.75 | \$261,973.00 | \$125,412.22 | \$105,647.03 | \$30,913.75 | 47.87 |
| 11000-2300-51100-0000-001752-1111-00000 | Operational-Salaries Expense | \$11,630.76 | \$100,800.00 | \$50,399.96 | \$50,400.04 | \$0.00 | 49.99 |
| 11000-2300-51100-0000-001752-1114-00000 | Operational-Salaries Expense | \$8,171.31 | \$70,818.00 | \$32,685.24 | \$38,132.76 | \$0.00 | 46.15 |
| 11000-2300-51300-0000-001752-1113-00000 | Operational-Additional Compensation | \$0.00 | \$1,000.00 | \$0.00 | \$0.00 | \$1,000.00 | 0.00 |
| 11000-2300-52111-0000-001752-0000-00000 | Operational-Educational Retirement | \$2,801.97 | \$24,294.00 | \$11,756.46 | \$12,466.28 | \$71.26 | 48.39 |
| 11000-2300-52112-0000-001752-0000-00000 | Operational-ERA - Retiree Health | \$396.06 | \$3,434.00 | \$1,661.78 | \$1,762.08 | \$10.14 | 48.39 |
| 11000-2300-52210-0000-001752-0000-00000 | Operational-FICA Payments | \$1,171.13 | \$10,370.00 | \$4,839.81 | \$5,068.47 | \$461.72 | 46.67 |
| 11000-2300-52220-0000-001752-0000-00000 | Operational-Medicare Payments | \$273.89 | \$2,491.00 | \$1,131.86 | \$1,185.34 | \$173.80 | 45.43 |
| 11000-2300-52311-0000-001752-0000-00000 | Operational-Health and Medical Premiums | \$1,311.09 | \$16,948.00 | \$7,114.32 | \$9,833.26 | \$0.42 | 41.97 |
| 11000-2300-52312-0000-001752-0000-00000 | Operational-Life | \$10.52 | \$136.00 | \$56.18 | \$78.90 | \$0.92 | 41.30 |
| 11000-2300-52313-0000-001752-0000-00000 | Operational-Dental | \$68.48 | \$916.00 | \$376.64 | \$513.60 | \$25.76 | 41.11 |
| 11000-2300-52314-0000-001752-0000-00000 | Operational-Vision | \$12.25 | \$164.00 | \$67.37 | \$91.96 | \$4.67 | 41.07 |
| 11000-2300-52315-0000-001752-0000-00000 | Operational-Disability | \$17.10 | \$221.00 | \$92.55 | \$128.25 | \$0.20 | 41.87 |
| 11000-2300-52500-0000-001752-0000-00000 | Operational-Unemployment Compensation | \$0.00 | \$853.00 | \$12.79 | \$169.32 | \$670.89 | 1.49 |
| 11000-2300-52710-0000-001752-0000-00000 | Operational-Workers Compensation Premium | \$0.00 | \$3,412.00 | \$2,509.00 | \$0.00 | \$903.00 | 73.53 |
| 11000-2300-52720-0000-001752-0000-00000 | Operational-Workers Compensation Employer's Fee | \$1.50 | \$21.00 | \$8.04 | \$11.76 | \$1.20 | 38.28 |
| 11000-2300-53330-0000-001752-0000-00000 | Operational-Professional Development | \$0.00 | \$1,000.00 | \$0.00 | \$0.00 | \$1,000.00 | 0.00 |
| 11000-2300-53411-0000-001752-0000-00000 | Auditing | \$4,002.92 | \$13,287.00 | \$12,912.65 | \$374.35 | \$0.00 | 97.18 |
| 11000-2300-53413-0000-001752-0000-00000 | Legal | \$2,157.50 | \$20,000.00 | \$10,787.50 | \$9,212.50 | \$0.00 | 53.93 |
| 11000-2300-53414-0000-001752-0000-00000 | Operational-Other Services | \$0.00 | \$6,660.00 | \$0.00 | \$5,361.19 | \$1,298.81 | 0.00 |
| 11000-2300-55400-0000-001752-0000-00000 | Operational-Advertising | \$0.00 | \$1,500.00 | \$0.00 | \$0.00 | \$1,500.00 | 0.00 |
| 11000-2300-55812-0000-001752-0000-00000 | Board Training | \$0.00 | \$1,000.00 | \$0.00 | \$0.00 | \$1,000.00 | 0.00 |
| 11000-2300-56118-0000-001752-0000-00000 | Operational-General Supplies and Materials | \$0.00 | \$1,000.00 | \$0.00 | \$0.00 | \$1,000.00 | 0.00 |
| Subtotal of Element: Expenditure | | \$32,026.48 | \$280,325.00 | \$136,412.15 | \$134,790.06 | \$9,122.79 | 48.66 |
| Subtotal of Element: [Function] 2300 - Support Services-General Administration | | \$32,026.48 | \$280,325.00 | \$136,412.15 | \$134,790.06 | \$9,122.79 | 48.66 |
| 11000-2400-51100-0000-001752-1217-00000 | Salaries Expense: Secretarial/Clerical/Technical Assistants | \$2,328.45 | \$30,422.00 | \$10,089.95 | \$10,090.05 | \$10,242.00 | 33.16 |
| 11000-2400-51300-0000-001752-1217-00000 | Operational-Additional Compensation | \$0.00 | \$1,650.00 | \$0.00 | \$0.00 | \$1,650.00 | 0.00 |
| 11000-2400-52111-0000-001752-0000-00000 | Educational Retirement | \$329.48 | \$5,924.00 | \$1,427.78 | \$1,405.06 | \$3,091.16 | 24.10 |
| 11000-2400-52112-0000-001752-0000-00000 | ERA - Retiree Health | \$46.56 | \$837.00 | \$201.76 | \$198.63 | \$436.61 | 24.10 |
| 11000-2400-52210-0000-001752-0000-00000 | FICA Payments | \$144.36 | \$2,550.00 | \$625.56 | \$615.67 | \$1,308.77 | 24.53 |
| 11000-2400-52220-0000-001752-0000-00000 | Medicare Payments | \$33.77 | \$607.00 | \$146.37 | \$143.97 | \$316.66 | 24.11 |
| 11000-2400-52311-0000-001752-0000-00000 | Health and Medical Premiums | \$0.00 | \$8,002.00 | \$0.00 | \$0.00 | \$8,002.00 | 0.00 |
| 11000-2400-52312-0000-001752-0000-00000 | Life | \$3.94 | \$72.00 | \$20.62 | \$29.55 | \$21.83 | 28.63 |
| 11000-2400-52313-0000-001752-0000-00000 | Dental | \$0.00 | \$193.00 | \$0.00 | \$0.00 | \$193.00 | 0.00 |
| 11000-2400-52314-0000-001752-0000-00000 | Vision | \$0.00 | \$64.00 | \$0.00 | \$0.00 | \$64.00 | 0.00 |
| 11000-2400-52500-0000-001752-0000-00000 | Unemployment Compensation | \$1.33 | \$533.00 | \$26.93 | \$38.42 | \$467.65 | 5.05 |
| 11000-2400-52710-0000-001752-0000-00000 | Workers Compensation Premium | \$0.00 | \$804.00 | \$591.00 | \$0.00 | \$213.00 | 73.50 |
| 11000-2400-52720-0000-001752-0000-00000 | Workers Compensation Employer's Fee | \$0.54 | \$13.00 | \$3.10 | \$4.39 | \$5.51 | 23.84 |
| 11000-2400-53711-0000-001752-0000-00000 | Operational-Other Charges | \$0.00 | \$1,513.00 | \$0.00 | \$0.00 | \$1,513.00 | 0.00 |
| 11000-2400-55915-0000-001752-0000-00000 | Operational-Other Contract Services | \$0.00 | \$1,900.00 | \$1,650.00 | \$250.00 | \$0.00 | 86.84 |

| | | | | | | | |
|--|--|--------------------|---------------------|--------------------|---------------------|---------------------|--------------|
| 11000-2400-56113-0000-001752-0000-00000 | Operational-Software | \$0.00 | \$2,352.00 | \$203.88 | \$0.00 | \$2,148.12 | 8.66 |
| 11000-2400-56118-0000-001752-0000-00000 | General Supplies and Materials | \$0.00 | \$3,250.00 | \$845.33 | \$177.31 | \$2,227.36 | 26.01 |
| 11000-2400-57332-0000-001752-0000-00000 | Operational-Supply Assets (\$5,000 or Less) | \$0.00 | \$3,561.00 | \$0.00 | \$0.00 | \$3,561.00 | 0.00 |
| Subtotal of Element: Expenditure | | \$2,888.43 | \$64,247.00 | \$15,832.28 | \$12,953.05 | \$35,461.67 | 24.64 |
| Subtotal of Element: [Function] 2400 - Support Services-School Administration | | \$2,888.43 | \$64,247.00 | \$15,832.28 | \$12,953.05 | \$35,461.67 | 24.64 |
| 11000-2500-53330-0000-001752-0000-00000 | Operational-Professional Development | \$0.00 | \$800.00 | \$0.00 | \$0.00 | \$800.00 | 0.00 |
| 11000-2500-53414-0000-001752-0000-00000 | Operational-Other Services | \$17,157.51 | \$170,292.00 | \$73,921.33 | \$90,634.52 | \$5,736.15 | 43.40 |
| 11000-2500-53711-0000-001752-0000-00000 | Other Charges | \$0.00 | \$267.00 | \$179.00 | \$88.00 | \$0.00 | 67.04 |
| 11000-2500-54630-0000-001752-0000-00000 | Operational-Rentals - Computers and Related Equipment | \$216.02 | \$778.00 | \$403.04 | \$374.04 | \$0.92 | 51.80 |
| 11000-2500-55400-0000-001752-0000-00000 | Operational-Advertising | \$0.00 | \$540.00 | \$539.38 | \$0.00 | \$0.62 | 99.88 |
| 11000-2500-55915-0000-001752-0000-00000 | Operational-Other Contract Services | \$0.00 | \$900.00 | \$0.00 | \$900.00 | \$0.00 | 0.00 |
| 11000-2500-56113-0000-001752-0000-00000 | Operational-Software | \$0.00 | \$14,971.00 | \$14,970.98 | \$0.00 | \$0.02 | 99.99 |
| 11000-2500-56118-0000-001752-0000-00000 | General Supplies and Materials | \$0.00 | \$1,150.00 | \$0.00 | \$1,149.58 | \$0.42 | 0.00 |
| Subtotal of Element: Expenditure | | \$17,373.53 | \$189,698.00 | \$90,013.73 | \$93,146.14 | \$6,538.13 | 47.45 |
| Subtotal of Element: [Function] 2500 - Central Services | | \$17,373.53 | \$189,698.00 | \$90,013.73 | \$93,146.14 | \$6,538.13 | 47.45 |
| 11000-2600-53711-0000-001752-0000-00000 | Operational-Other Charges | \$0.00 | \$25.00 | \$0.00 | \$25.00 | \$0.00 | 0.00 |
| 11000-2600-54312-0000-001752-0000-00000 | Operational-Maintenance & Repair - Buildings And Grounds | \$0.00 | \$5,000.00 | \$627.60 | \$4,372.40 | \$0.00 | 12.55 |
| 11000-2600-54313-0000-001752-0000-00000 | Operational-Maintenance & Repair - Vehicles | \$0.00 | \$1,500.00 | \$0.00 | \$0.00 | \$1,500.00 | 0.00 |
| 11000-2600-54411-0000-001752-0000-00000 | Electricity | \$942.48 | \$16,194.00 | \$5,260.04 | \$10,933.05 | \$0.91 | 32.48 |
| 11000-2600-54412-0000-001752-0000-00000 | Natural Gas (Buildings) | \$275.19 | \$1,500.00 | \$520.47 | \$979.53 | \$0.00 | 34.69 |
| 11000-2600-54415-0000-001752-0000-00000 | Water/Sewage | \$324.77 | \$4,208.00 | \$1,972.46 | \$2,103.98 | \$131.56 | 46.87 |
| 11000-2600-54416-0000-001752-0000-00000 | Communication Services | \$805.92 | \$69,758.00 | \$6,128.28 | \$63,629.00 | \$0.72 | 8.78 |
| 11000-2600-54610-0000-001752-0000-00000 | Rental - Land and Buildings | \$5,130.83 | \$61,570.00 | \$35,915.81 | \$25,654.18 | \$0.01 | 58.33 |
| 11000-2600-55200-0000-001752-0000-00000 | Property/Liability Insurance | \$0.00 | \$40,984.00 | \$19,630.00 | \$0.00 | \$21,354.00 | 47.89 |
| 11000-2600-55915-0000-001752-0000-00000 | Other Contract Services | \$906.49 | \$35,928.00 | \$9,083.71 | \$6,925.80 | \$19,918.49 | 25.28 |
| 11000-2600-56118-0000-001752-0000-00000 | General Supplies and Materials | \$0.00 | \$13,500.00 | \$1,530.80 | \$11,968.68 | \$0.52 | 11.33 |
| 11000-2600-56211-0000-001752-0000-00000 | Operational-Gasoline | \$0.00 | \$1,200.00 | \$9.50 | \$0.00 | \$1,190.50 | 0.79 |
| 11000-2600-57332-0000-001752-0000-00000 | Operational-Supply Assets (\$5,000 or Less) | \$0.00 | \$1,600.00 | \$0.00 | \$0.00 | \$1,600.00 | 0.00 |
| Subtotal of Element: Expenditure | | \$8,385.68 | \$252,967.00 | \$80,678.67 | \$126,591.62 | \$45,696.71 | 31.89 |
| Subtotal of Element: [Function] 2600 - Operation & Maintenance of Plant | | \$8,385.68 | \$252,967.00 | \$80,678.67 | \$126,591.62 | \$45,696.71 | 31.89 |
| 11000-2700-56215-0000-001752-0000-00000 | Tires | \$0.00 | \$1,000.00 | \$0.00 | \$0.00 | \$1,000.00 | 0.00 |
| 11000-2700-56216-0000-001752-0000-00000 | Maintenance Supplies/ Parts | \$0.00 | \$500.00 | \$0.00 | \$0.00 | \$500.00 | 0.00 |
| Subtotal of Element: Expenditure | | \$0.00 | \$1,500.00 | \$0.00 | \$0.00 | \$1,500.00 | 0.00 |
| Subtotal of Element: [Function] 2700 - Student Transportation | | \$0.00 | \$1,500.00 | \$0.00 | \$0.00 | \$1,500.00 | 0.00 |
| 11000-2900-58211-0000-001752-0000-00000 | Operational-Tax Liability/Penalty | \$0.00 | \$72.00 | \$10.00 | \$0.00 | \$62.00 | 13.88 |
| 11000-2900-58213-0000-001752-0000-00000 | Operational-Emergency Reserve | \$0.00 | \$118,000.00 | \$0.00 | \$0.00 | \$118,000.00 | 0.00 |
| Subtotal of Element: Expenditure | | \$0.00 | \$118,072.00 | \$10.00 | \$0.00 | \$118,062.00 | 0.01 |

| | | | | | | | |
|--|--|---------------------|-----------------------|---------------------|-----------------------|-----------------------|--------------|
| Subtotal of Element: [Function] 2900 - Other Support Services | | \$0.00 | \$118,072.00 | \$10.00 | \$0.00 | \$118,062.00 | 0.01 |
| 11000-3100-53330-0000-001752-0000-00000 | Operational-Professional Development | \$0.00 | \$189.00 | \$0.00 | \$188.78 | \$0.22 | 0.00 |
| 11000-3100-53711-0000-001752-0000-00000 | Operational-Other Charges | \$0.00 | \$120.00 | \$0.00 | \$0.00 | \$120.00 | 0.00 |
| 11000-3100-56116-0000-001752-0000-00000 | Operational-Food | \$0.00 | \$500.00 | \$0.00 | \$0.00 | \$500.00 | 0.00 |
| Subtotal of Element: Expenditure | | \$0.00 | \$809.00 | \$0.00 | \$188.78 | \$620.22 | 0.00 |
| Subtotal of Element: [Function] 3100 - Food Services Operations | | \$0.00 | \$809.00 | \$0.00 | \$188.78 | \$620.22 | 0.00 |
| 11000-4000-57111-0000-001752-0000-00000 | Operational-Land | \$0.00 | \$500,000.00 | \$0.00 | \$0.00 | \$500,000.00 | 0.00 |
| 11000-4000-57200-0000-001752-0000-00000 | Operational-Buildings Purchase | \$0.00 | \$735,000.00 | \$0.00 | \$0.00 | \$735,000.00 | 0.00 |
| Subtotal of Element: Expenditure | | \$0.00 | \$1,235,000.00 | \$0.00 | \$0.00 | \$1,235,000.00 | 0.00 |
| Subtotal of Element: [Function] 4000 - Capital Outlay | | \$0.00 | \$1,235,000.00 | \$0.00 | \$0.00 | \$1,235,000.00 | 0.00 |
| Subtotal of Element: [Fund] 11000 - Operational | | \$199,363.08 | \$3,992,520.00 | \$961,261.40 | \$1,017,652.28 | \$2,013,606.32 | 24.08 |
| 14000-1000-56107-1010-001752-0000-00000 | Instructional Materials-Instructional Materials Credit - 50% Textbooks | \$0.00 | \$6,379.00 | \$0.00 | \$0.00 | \$6,379.00 | 0.00 |
| 14000-1000-56109-1010-001752-0000-00000 | Instructional Materials-Instructional Materials On-Line | \$0.00 | \$5,522.00 | \$0.00 | \$0.00 | \$5,522.00 | 0.00 |
| 14000-1000-56111-1010-001752-0000-00000 | Instructional Materials-Instructional Materials Cash - 50% Textbooks | \$0.00 | \$422.00 | \$421.49 | \$0.00 | \$0.51 | 99.87 |
| 14000-1000-56113-1010-001752-0000-00000 | Instructional Materials-Software | \$0.00 | \$13,489.00 | \$0.00 | \$0.00 | \$13,489.00 | 0.00 |
| Subtotal of Element: Expenditure | | \$0.00 | \$25,812.00 | \$421.49 | \$0.00 | \$25,390.51 | 1.63 |
| Subtotal of Element: [Function] 1000 - Instruction | | \$0.00 | \$25,812.00 | \$421.49 | \$0.00 | \$25,390.51 | 1.63 |
| Subtotal of Element: [Fund] 14000 - Instructional Materials | | \$0.00 | \$25,812.00 | \$421.49 | \$0.00 | \$25,390.51 | 1.63 |
| 23000-1000-55915-9000-001752-0000-00000 | Non-Instructional Support-Other Contract Services | \$0.00 | \$1,025.00 | \$0.00 | \$0.00 | \$1,025.00 | 0.00 |
| 23000-1000-56118-9000-001752-0000-00000 | Non-Instructional Support-General Supplies and Materials | \$0.00 | \$1,358.00 | \$0.00 | \$0.00 | \$1,358.00 | 0.00 |
| Subtotal of Element: Expenditure | | \$0.00 | \$2,383.00 | \$0.00 | \$0.00 | \$2,383.00 | 0.00 |
| Subtotal of Element: [Function] 1000 - Instruction | | \$0.00 | \$2,383.00 | \$0.00 | \$0.00 | \$2,383.00 | 0.00 |
| Subtotal of Element: [Fund] 23000 - Non-Instructional Support | | \$0.00 | \$2,383.00 | \$0.00 | \$0.00 | \$2,383.00 | 0.00 |
| 24101-1000-51100-1010-001752-1411-00000 | Title I - IASA-Salaries Expense | \$2,451.24 | \$21,244.00 | \$9,804.96 | \$11,439.04 | \$0.00 | 46.15 |
| 24101-1000-52111-0000-001752-0000-00000 | Title I - IASA-Educational Retirement | \$0.00 | \$3,007.00 | \$0.00 | \$0.00 | \$3,007.00 | 0.00 |
| 24101-1000-52111-1010-001752-0000-00000 | Title I - IASA-Educational Retirement | \$346.83 | \$0.00 | \$1,387.32 | \$1,618.69 | (\$3,006.01) | 0.00 |
| 24101-1000-52112-0000-001752-0000-00000 | Title I - IASA-ERA - Retiree Health | \$0.00 | \$425.00 | \$0.00 | \$0.00 | \$425.00 | 0.00 |
| 24101-1000-52112-1010-001752-0000-00000 | Title I - IASA-ERA - Retiree Health | \$49.02 | \$0.00 | \$196.08 | \$228.80 | (\$424.88) | 0.00 |
| 24101-1000-52210-0000-001752-0000-00000 | Title I - IASA-FICA Payments | \$0.00 | \$1,318.00 | \$0.00 | \$0.00 | \$1,318.00 | 0.00 |
| 24101-1000-52210-1010-001752-0000-00000 | Title I - IASA-FICA Payments | \$145.66 | \$0.00 | \$570.25 | \$624.10 | (\$1,194.35) | 0.00 |
| 24101-1000-52220-0000-001752-0000-00000 | Title I - IASA-Medicare Payments | \$0.00 | \$309.00 | \$0.00 | \$0.00 | \$309.00 | 0.00 |
| 24101-1000-52220-1010-001752-0000-00000 | Title I - IASA-Medicare Payments | \$34.06 | \$0.00 | \$133.38 | \$145.92 | (\$279.30) | 0.00 |
| 24101-1000-52311-0000-001752-0000-00000 | Title I - IASA-Health and Medical Premiums | \$0.00 | \$1,872.00 | \$0.00 | \$0.00 | \$1,872.00 | 0.00 |

| | | | | | | | |
|---|--|-------------------|--------------------|--------------------|--------------------|-------------------|--------------|
| 24101-1000-52311-1010-001752-0000-00000 | Title I - IASA-Health and Medical Premiums | \$143.94 | \$0.00 | \$787.23 | \$1,079.55 | (\$1,866.78) | 0.00 |
| 24101-1000-52312-0000-001752-0000-00000 | Title I - IASA-Life | \$0.00 | \$25.00 | \$0.00 | \$0.00 | \$25.00 | 0.00 |
| 24101-1000-52312-1010-001752-0000-00000 | Title I - IASA-Life | \$2.26 | \$0.00 | \$11.83 | \$16.95 | (\$28.78) | 0.00 |
| 24101-1000-52313-0000-001752-0000-00000 | Title I - IASA-Dental | \$0.00 | \$96.00 | \$0.00 | \$0.00 | \$96.00 | 0.00 |
| 24101-1000-52313-1010-001752-0000-00000 | Title I - IASA-Dental | \$7.38 | \$0.00 | \$40.59 | \$55.35 | (\$95.94) | 0.00 |
| 24101-1000-52314-0000-001752-0000-00000 | Title I - IASA-Vision | \$0.00 | \$21.00 | \$0.00 | \$0.00 | \$21.00 | 0.00 |
| 24101-1000-52314-1010-001752-0000-00000 | Title I - IASA-Vision | \$1.62 | \$0.00 | \$8.91 | \$12.15 | (\$21.06) | 0.00 |
| 24101-1000-52500-0000-001752-0000-00000 | Title I - IASA-Unemployment Compensation | \$0.00 | \$184.00 | \$0.00 | \$0.00 | \$184.00 | 0.00 |
| 24101-1000-52500-1010-001752-0000-00000 | Title I - IASA-Unemployment Compensation | \$0.00 | \$0.00 | \$17.99 | \$26.77 | (\$44.76) | 0.00 |
| 24101-1000-52710-0000-001752-0000-00000 | Title I - IASA-Workers Compensation Premium | \$0.00 | \$425.00 | \$0.00 | \$0.00 | \$425.00 | 0.00 |
| 24101-1000-52720-0000-001752-0000-00000 | Title I - IASA-Workers Compensation Employer's Fee | \$0.00 | \$5.00 | \$0.00 | \$0.00 | \$5.00 | 0.00 |
| 24101-1000-52720-1010-001752-0000-00000 | Title I - IASA-Workers Compensation Employer's Fee | \$0.33 | \$0.00 | \$1.65 | \$2.57 | (\$4.22) | 0.00 |
| 24101-1000-53711-1010-001752-0000-00000 | Title I - IASA-Other Charges | \$0.00 | \$100.00 | \$0.00 | \$0.00 | \$100.00 | 0.00 |
| 24101-1000-56118-1010-001752-0000-00000 | Title I - IASA-General Supplies and Materials | \$79.84 | \$999.00 | \$79.84 | \$0.00 | \$919.16 | 7.99 |
| Subtotal of Element: Expenditure | | \$3,262.18 | \$30,030.00 | \$13,040.03 | \$15,249.89 | \$1,740.08 | 43.42 |
| Subtotal of Element: [Function] 1000 - Instruction | | \$3,262.18 | \$30,030.00 | \$13,040.03 | \$15,249.89 | \$1,740.08 | 43.42 |
| 24101-2100-51100-0000-001752-1214-00000 | Title I - IASA-Salaries Expense | \$3,240.00 | \$28,080.00 | \$12,960.00 | \$15,120.00 | \$0.00 | 46.15 |
| 24101-2100-52111-0000-001752-0000-00000 | Title I - IASA-Educational Retirement | \$458.46 | \$4,234.00 | \$1,833.84 | \$2,139.48 | \$260.68 | 43.31 |
| 24101-2100-52112-0000-001752-0000-00000 | Title I - IASA-ERA - Retiree Health | \$64.80 | \$562.00 | \$259.20 | \$302.40 | \$0.40 | 46.12 |
| 24101-2100-52210-0000-001752-0000-00000 | Title I - IASA-FICA Payments | \$200.88 | \$1,741.00 | \$803.52 | \$937.44 | \$0.04 | 46.15 |
| 24101-2100-52220-0000-001752-0000-00000 | Title I - IASA-Medicare Payments | \$46.98 | \$408.00 | \$187.92 | \$219.24 | \$0.84 | 46.05 |
| 24101-2100-52312-0000-001752-0000-00000 | Title I - IASA-Life | \$3.16 | \$34.00 | \$16.53 | \$23.70 | (\$6.23) | 48.61 |
| 24101-2100-52500-0000-001752-0000-00000 | Title I - IASA-Unemployment Compensation | \$0.00 | \$256.00 | \$2.80 | \$48.22 | \$204.98 | 1.09 |
| 24101-2100-52710-0000-001752-0000-00000 | Title I - IASA-Workers Compensation Premium | \$0.00 | \$562.00 | \$0.00 | \$0.00 | \$562.00 | 0.00 |
| 24101-2100-52720-0000-001752-0000-00000 | Title I - IASA-Workers Compensation Employer's Fee | \$0.46 | \$6.00 | \$2.30 | \$3.17 | \$0.53 | 38.33 |
| Subtotal of Element: Expenditure | | \$4,014.74 | \$35,883.00 | \$16,066.11 | \$18,793.65 | \$1,023.24 | 44.77 |
| Subtotal of Element: [Function] 2100 - Support Services-Students | | \$4,014.74 | \$35,883.00 | \$16,066.11 | \$18,793.65 | \$1,023.24 | 44.77 |
| Subtotal of Element: [Fund] 24101 - Title I - IASA | | \$7,276.92 | \$65,913.00 | \$29,106.14 | \$34,043.54 | \$2,763.32 | 44.16 |
| 24106-1000-51100-2000-001752-1412-00000 | Salaries Expense: Teachers- Special Education | \$4,793.19 | \$41,541.00 | \$19,172.76 | \$22,368.24 | \$0.00 | 46.15 |
| 24106-1000-52111-0000-001752-0000-00000 | Educational Retirement | (\$1,300.32) | \$5,878.00 | (\$1,300.32) | \$0.00 | \$7,178.32 | -22.12 |
| 24106-1000-52111-2000-001752-0000-00000 | Entitlement IDEA-B-Educational Retirement | \$678.24 | \$0.00 | \$2,712.96 | \$3,165.25 | (\$5,878.21) | 0.00 |
| 24106-1000-52112-0000-001752-0000-00000 | ERA - Retiree Health | \$0.00 | \$831.00 | \$0.00 | \$0.00 | \$831.00 | 0.00 |
| 24106-1000-52112-2000-001752-0000-00000 | Entitlement IDEA-B-ERA - Retiree Health | \$95.88 | \$0.00 | \$383.52 | \$447.44 | (\$830.96) | 0.00 |
| 24106-1000-52210-0000-001752-0000-00000 | FICA Payments | \$0.00 | \$363.00 | \$0.00 | \$0.00 | \$363.00 | 0.00 |
| 24106-1000-52210-2000-001752-0000-00000 | Entitlement IDEA-B-FICA Payments | \$285.60 | \$0.00 | \$1,120.52 | \$0.00 | (\$1,120.52) | 0.00 |
| 24106-1000-52220-0000-001752-0000-00000 | Medicare Payments | \$0.00 | \$536.00 | \$0.00 | \$0.00 | \$536.00 | 0.00 |
| 24106-1000-52220-2000-001752-0000-00000 | Entitlement IDEA-B-Medicare Payments | \$66.80 | \$0.00 | \$262.10 | \$274.69 | (\$536.79) | 0.00 |

| | | | | | | | |
|--|--|-------------------|--------------------|--------------------|--------------------|--------------------|--------------|
| 24106-1000-52311-0000-001752-0000-00000 | Health and Medical Premiums | \$1,014.32 | \$2,244.00 | (\$286.00) | \$0.00 | \$2,530.00 | -12.74 |
| 24106-1000-52311-2000-001752-0000-00000 | Entitlement IDEA-B-Health and Medical Premiums | \$264.74 | \$0.00 | \$1,087.77 | \$1,985.55 | (\$3,073.32) | 0.00 |
| 24106-1000-52312-0000-001752-0000-00000 | Life | \$0.00 | \$50.00 | \$0.00 | \$0.00 | \$50.00 | 0.00 |
| 24106-1000-52312-2000-001752-0000-00000 | Entitlement IDEA-B-Life | \$3.76 | \$0.00 | \$21.30 | \$28.20 | (\$49.50) | 0.00 |
| 24106-1000-52313-0000-001752-0000-00000 | Dental | \$0.00 | \$165.00 | \$0.00 | \$0.00 | \$165.00 | 0.00 |
| 24106-1000-52313-2000-001752-0000-00000 | Entitlement IDEA-B-Dental | \$12.22 | \$0.00 | \$73.32 | \$91.65 | (\$164.97) | 0.00 |
| 24106-1000-52314-0000-001752-0000-00000 | Vision | \$0.00 | \$37.00 | \$0.00 | \$0.00 | \$37.00 | 0.00 |
| 24106-1000-52314-2000-001752-0000-00000 | Entitlement IDEA-B-Vision | \$2.68 | \$0.00 | \$16.08 | \$20.10 | (\$36.18) | 0.00 |
| 24106-1000-52500-0000-001752-0000-00000 | Unemployment Compensation | \$0.00 | \$77.00 | \$0.00 | \$0.00 | \$77.00 | 0.00 |
| 24106-1000-52500-2000-001752-0000-00000 | Entitlement IDEA-B-Unemployment Compensation | \$13.20 | \$0.00 | \$60.63 | \$15.81 | (\$76.44) | 0.00 |
| 24106-1000-52720-0000-001752-0000-00000 | Workers Compensation Employer's Fee | \$0.00 | \$7.00 | \$0.00 | \$0.00 | \$7.00 | 0.00 |
| 24106-1000-52720-2000-001752-0000-00000 | Entitlement IDEA-B-Workers Compensation Employer's Fee | \$0.55 | \$0.00 | \$2.75 | \$4.24 | (\$6.99) | 0.00 |
| Subtotal of Element: Expenditure | | \$5,930.86 | \$51,729.00 | \$23,327.39 | \$28,401.17 | \$0.44 | 45.10 |
| Subtotal of Element: [Function] 1000 - Instruction | | \$5,930.86 | \$51,729.00 | \$23,327.39 | \$28,401.17 | \$0.44 | 45.10 |
| Subtotal of Element: [Fund] 24106 - Entitlement IDEA-B | | \$5,930.86 | \$51,729.00 | \$23,327.39 | \$28,401.17 | \$0.44 | 45.10 |
| 24153-1000-56118-1010-001752-0000-00000 | English Language Acquisition-General Supplies and Materials | \$0.00 | \$2,820.00 | \$0.00 | \$0.00 | \$2,820.00 | 0.00 |
| Subtotal of Element: Expenditure | | \$0.00 | \$2,820.00 | \$0.00 | \$0.00 | \$2,820.00 | 0.00 |
| Subtotal of Element: [Function] 1000 - Instruction | | \$0.00 | \$2,820.00 | \$0.00 | \$0.00 | \$2,820.00 | 0.00 |
| Subtotal of Element: [Fund] 24153 - English Language Acquisition | | \$0.00 | \$2,820.00 | \$0.00 | \$0.00 | \$2,820.00 | 0.00 |
| 24154-1000-53330-0000-001752-0000-00000 | Teacher/Principal Training & Recruiting-Professional Development | \$0.00 | \$4,000.00 | \$0.00 | \$0.00 | \$4,000.00 | 0.00 |
| Subtotal of Element: Expenditure | | \$0.00 | \$4,000.00 | \$0.00 | \$0.00 | \$4,000.00 | 0.00 |
| Subtotal of Element: [Function] 1000 - Instruction | | \$0.00 | \$4,000.00 | \$0.00 | \$0.00 | \$4,000.00 | 0.00 |
| 24154-2200-53330-0000-001752-0000-00000 | Teacher/Principal Training & Recruiting-Professional Development | \$0.00 | \$2,953.00 | \$0.00 | \$0.00 | \$2,953.00 | 0.00 |
| Subtotal of Element: Expenditure | | \$0.00 | \$2,953.00 | \$0.00 | \$0.00 | \$2,953.00 | 0.00 |
| Subtotal of Element: [Function] 2200 - Support Services-Instruction | | \$0.00 | \$2,953.00 | \$0.00 | \$0.00 | \$2,953.00 | 0.00 |
| 24154-2400-53330-0000-001752-0000-00000 | Teacher/Principal Training & Recruiting-Professional Development | \$0.00 | \$3,223.00 | \$0.00 | \$0.00 | \$3,223.00 | 0.00 |
| Subtotal of Element: Expenditure | | \$0.00 | \$3,223.00 | \$0.00 | \$0.00 | \$3,223.00 | 0.00 |
| Subtotal of Element: [Function] 2400 - Support Services-School Administration | | \$0.00 | \$3,223.00 | \$0.00 | \$0.00 | \$3,223.00 | 0.00 |
| Subtotal of Element: [Fund] 24154 - Teacher/Principal Training & Recruiting | | \$0.00 | \$10,176.00 | \$0.00 | \$0.00 | \$10,176.00 | 0.00 |
| 24174-1000-55915-1010-001752-0000-00000 | Carl D Perkins Secondary - Current-Other Contract Services | \$0.00 | \$5,000.00 | \$0.00 | \$0.00 | \$5,000.00 | 0.00 |
| Subtotal of Element: Expenditure | | \$0.00 | \$5,000.00 | \$0.00 | \$0.00 | \$5,000.00 | 0.00 |

| | | | | | | | |
|--|---|-------------------|--------------------|--------------------|--------------------|-------------------|--------------|
| Subtotal of Element: [Function] 1000 - Instruction | | \$0.00 | \$5,000.00 | \$0.00 | \$0.00 | \$5,000.00 | 0.00 |
| 24174-2100-55915-0000-001752-0000-00000 | Carl D Perkins Secondary - Current-Other Contract Services | \$0.00 | \$3,180.00 | \$0.00 | \$0.00 | \$3,180.00 | 0.00 |
| Subtotal of Element: Expenditure | | \$0.00 | \$3,180.00 | \$0.00 | \$0.00 | \$3,180.00 | 0.00 |
| Subtotal of Element: [Function] 2100 - Support Services-Students | | \$0.00 | \$3,180.00 | \$0.00 | \$0.00 | \$3,180.00 | 0.00 |
| Subtotal of Element: [Fund] 24174 - Carl D Perkins Secondary - Current | | \$0.00 | \$8,180.00 | \$0.00 | \$0.00 | \$8,180.00 | 0.00 |
| 24190-2200-51100-0000-001752-1211-00000 | Comprehensive Support and Improvement (CSI)-Salaries Expense | \$1,965.62 | \$15,725.00 | \$1,965.62 | \$13,759.38 | \$0.00 | 12.49 |
| 24190-2200-52111-0000-001752-0000-00000 | Comprehensive Support and Improvement (CSI)-Educational Retirement | \$278.14 | \$2,226.00 | \$278.14 | \$1,946.98 | \$0.88 | 12.49 |
| 24190-2200-52112-0000-001752-0000-00000 | Comprehensive Support and Improvement (CSI)-ERA - Retiree Health | \$39.32 | \$315.00 | \$39.32 | \$275.24 | \$0.44 | 12.48 |
| 24190-2200-52210-0000-001752-0000-00000 | Comprehensive Support and Improvement (CSI)-FICA Payments | \$115.00 | \$866.00 | \$115.00 | \$750.12 | \$0.88 | 13.27 |
| 24190-2200-52220-0000-001752-0000-00000 | Comprehensive Support and Improvement (CSI)-Medicare Payments | \$26.90 | \$203.00 | \$26.90 | \$175.49 | \$0.61 | 13.25 |
| 24190-2200-52311-0000-001752-0000-00000 | Comprehensive Support and Improvement (CSI)-Health and Medical Premiums | \$165.98 | \$2,656.00 | \$165.98 | \$2,489.70 | \$0.32 | 6.24 |
| 24190-2200-52312-0000-001752-0000-00000 | Comprehensive Support and Improvement (CSI)-Life | \$0.84 | \$14.00 | \$0.84 | \$12.60 | \$0.56 | 6.00 |
| 24190-2200-52315-0000-001752-0000-00000 | Comprehensive Support and Improvement (CSI)-Disability | \$2.43 | \$39.00 | \$2.43 | \$36.45 | \$0.12 | 6.23 |
| 24190-2200-52500-0000-001752-0000-00000 | Comprehensive Support and Improvement (CSI)-Unemployment Compensation | \$0.00 | \$28.00 | \$0.00 | \$27.14 | \$0.86 | 0.00 |
| 24190-2200-52720-0000-001752-0000-00000 | Comprehensive Support and Improvement (CSI)-Workers Compensation Employer's Fee | \$0.12 | \$1.00 | \$0.12 | \$1.80 | (\$0.92) | 12.00 |
| 24190-2200-53414-0000-001752-0000-00000 | Comprehensive Support and Improvement (CSI)-Other Services | \$0.00 | \$8,049.00 | \$8,049.50 | \$0.00 | (\$0.50) | 100.00 |
| Subtotal of Element: Expenditure | | \$2,594.35 | \$30,122.00 | \$10,643.85 | \$19,474.90 | \$3.25 | 35.34 |
| Subtotal of Element: [Function] 2200 - Support Services-Instruction | | \$2,594.35 | \$30,122.00 | \$10,643.85 | \$19,474.90 | \$3.25 | 35.34 |
| Subtotal of Element: [Fund] 24190 - Comprehensive Support and Improvement (CSI) | | \$2,594.35 | \$30,122.00 | \$10,643.85 | \$19,474.90 | \$3.25 | 35.34 |
| 24191-1000-51300-1010-001752-1411-00000 | Title I - HS Redesign-Additional Compensation | \$0.00 | \$5,000.00 | \$0.00 | \$0.00 | \$5,000.00 | 0.00 |
| 24191-1000-52111-0000-001752-0000-00000 | Title I - HS Redesign-Educational Retirement | \$0.00 | \$708.00 | \$0.00 | \$0.00 | \$708.00 | 0.00 |
| 24191-1000-52112-0000-001752-0000-00000 | Title I - HS Redesign-ERA - Retiree Health | \$0.00 | \$100.00 | \$0.00 | \$0.00 | \$100.00 | 0.00 |
| 24191-1000-52210-0000-001752-0000-00000 | Title I - HS Redesign-FICA Payments | \$0.00 | \$310.00 | \$0.00 | \$0.00 | \$310.00 | 0.00 |
| 24191-1000-52220-0000-001752-0000-00000 | Title I - HS Redesign-Medicare Payments | \$0.00 | \$73.00 | \$0.00 | \$0.00 | \$73.00 | 0.00 |
| 24191-1000-53330-1010-001752-0000-00000 | Title I - HS Redesign-Professional Development | \$0.00 | \$2,000.00 | \$0.00 | \$0.00 | \$2,000.00 | 0.00 |
| 24191-1000-53414-1010-001752-0000-00000 | Title I - HS Redesign-Other Services | \$0.00 | \$52,000.00 | \$2,500.00 | \$5,000.00 | \$44,500.00 | 4.80 |
| 24191-1000-53711-1010-001752-0000-00000 | Title I - HS Redesign-Other Charges | \$0.00 | \$2,000.00 | \$0.00 | \$50.00 | \$1,950.00 | 0.00 |
| 24191-1000-56118-1010-001752-0000-00000 | Title I - HS Redesign-General Supplies and Materials | \$0.00 | \$1,383.00 | \$0.00 | \$566.89 | \$816.11 | 0.00 |

| | | | | | | | |
|---|--|-------------------|---------------------|--------------------|--------------------|--------------------|---------------|
| Subtotal of Element: Expenditure | | \$0.00 | \$63,574.00 | \$2,500.00 | \$5,616.89 | \$55,457.11 | 3.93 |
| Subtotal of Element: [Function] 1000 - Instruction | | \$0.00 | \$63,574.00 | \$2,500.00 | \$5,616.89 | \$55,457.11 | 3.93 |
| 24191-2100-53330-0000-001752-0000-00000 | Title I - HS Redesign-Professional Development | \$0.00 | \$2,260.00 | \$0.00 | \$0.00 | \$2,260.00 | 0.00 |
| 24191-2100-53414-0000-001752-0000-00000 | Title I - HS Redesign-Other Services | \$2,864.50 | \$34,166.00 | \$5,040.50 | \$16,213.50 | \$12,912.00 | 14.75 |
| Subtotal of Element: Expenditure | | \$2,864.50 | \$36,426.00 | \$5,040.50 | \$16,213.50 | \$15,172.00 | 13.84 |
| Subtotal of Element: [Function] 2100 - Support Services-Students | | \$2,864.50 | \$36,426.00 | \$5,040.50 | \$16,213.50 | \$15,172.00 | 13.84 |
| Subtotal of Element: [Fund] 24191 - Title I - HS Redesign | | \$2,864.50 | \$100,000.00 | \$7,540.50 | \$21,830.39 | \$70,629.11 | 7.54 |
| 24301-1000-57332-1010-001752-0000-00000 | CARES Act-Supply Assets (\$5,000 or Less) | \$0.00 | \$54,239.00 | \$12,691.00 | \$39,184.20 | \$2,363.80 | 23.39 |
| Subtotal of Element: Expenditure | | \$0.00 | \$54,239.00 | \$12,691.00 | \$39,184.20 | \$2,363.80 | 23.40 |
| Subtotal of Element: [Function] 1000 - Instruction | | \$0.00 | \$54,239.00 | \$12,691.00 | \$39,184.20 | \$2,363.80 | 23.40 |
| 24301-2100-56118-0000-001752-0000-00000 | CARES Act-General Supplies and Materials | \$0.00 | \$6,785.00 | \$6,932.30 | \$20.00 | (\$167.30) | 102.17 |
| 24301-2100-57332-0000-001752-0000-00000 | CARES Act-Supply Assets (\$5,000 or Less) | \$0.00 | \$5,320.00 | \$5,320.50 | \$0.00 | (\$0.50) | 100.00 |
| Subtotal of Element: Expenditure | | \$0.00 | \$12,105.00 | \$12,252.80 | \$20.00 | (\$167.80) | 101.22 |
| Subtotal of Element: [Function] 2100 - Support Services-Students | | \$0.00 | \$12,105.00 | \$12,252.80 | \$20.00 | (\$167.80) | 101.22 |
| 24301-2200-57332-0000-001752-0000-00000 | CARES Act-Supply Assets (\$5,000 or Less) | \$0.00 | \$1,655.00 | \$1,655.00 | \$0.00 | \$0.00 | 100.00 |
| Subtotal of Element: Expenditure | | \$0.00 | \$1,655.00 | \$1,655.00 | \$0.00 | \$0.00 | 100.00 |
| Subtotal of Element: [Function] 2200 - Support Services-Instruction | | \$0.00 | \$1,655.00 | \$1,655.00 | \$0.00 | \$0.00 | 100.00 |
| 24301-2300-57332-0000-001752-0000-00000 | CARES Act-Supply Assets (\$5,000 or Less) | \$0.00 | \$1,655.00 | \$1,655.00 | \$0.00 | \$0.00 | 100.00 |
| Subtotal of Element: Expenditure | | \$0.00 | \$1,655.00 | \$1,655.00 | \$0.00 | \$0.00 | 100.00 |
| Subtotal of Element: [Function] 2300 - Support Services-General Administration | | \$0.00 | \$1,655.00 | \$1,655.00 | \$0.00 | \$0.00 | 100.00 |
| Subtotal of Element: [Fund] 24301 - CARES Act | | \$0.00 | \$69,654.00 | \$28,253.80 | \$39,204.20 | \$2,196.00 | 40.56 |
| 27107-2200-56114-0000-001752-0000-00000 | Library GO Bonds-Library And Audio-Visual | \$0.00 | \$3,618.00 | \$0.00 | \$0.00 | \$3,618.00 | 0.00 |
| Subtotal of Element: Expenditure | | \$0.00 | \$3,618.00 | \$0.00 | \$0.00 | \$3,618.00 | 0.00 |
| Subtotal of Element: [Function] 2200 - Support Services-Instruction | | \$0.00 | \$3,618.00 | \$0.00 | \$0.00 | \$3,618.00 | 0.00 |
| Subtotal of Element: [Fund] 27107 - Library GO Bonds | | \$0.00 | \$3,618.00 | \$0.00 | \$0.00 | \$3,618.00 | 0.00 |
| 27502-1000-53711-1010-001752-0000-00000 | Student Advisement Plan-Other Charges | \$0.00 | \$16,360.00 | \$286.00 | \$0.00 | \$16,074.00 | 1.74 |
| 27502-1000-55817-1010-001752-0000-00000 | Student Advisement Plan-Student Travel | \$0.00 | \$4,480.00 | \$0.00 | \$0.00 | \$4,480.00 | 0.00 |
| 27502-1000-55915-1010-001752-0000-00000 | Student Advisement Plan-Other Contract Services | \$0.00 | \$8,000.00 | \$0.00 | \$0.00 | \$8,000.00 | 0.00 |
| 27502-1000-56118-1010-001752-0000-00000 | Student Advisement Plan-General Supplies and Materials | \$0.00 | \$9,171.00 | \$1,788.00 | \$0.00 | \$7,383.00 | 19.49 |
| 27502-1000-57331-1010-001752-0000-00000 | Student Advisement Plan-Fixed Assets (More Than \$5,000) | \$0.00 | \$14,966.00 | \$0.00 | \$0.00 | \$14,966.00 | 0.00 |
| 27502-1000-57332-1010-001752-0000-00000 | Student Advisement Plan-Supply Assets (\$5,000 or Less) | \$0.00 | \$7,837.00 | \$0.00 | \$0.00 | \$7,837.00 | 0.00 |
| Subtotal of Element: Expenditure | | \$0.00 | \$60,814.00 | \$2,074.00 | \$0.00 | \$58,740.00 | 3.41 |

| | | | | | | | |
|---|---|-----------------|--------------------|-------------------|-----------------|--------------------|-------------|
| Subtotal of Element: [Function] 1000 - Instruction | | \$0.00 | \$60,814.00 | \$2,074.00 | \$0.00 | \$58,740.00 | 3.41 |
| 27502-2100-51300-0000-001752-1211-00000 | Student Advisement Plan-Additional Compensation | \$0.00 | \$7,500.00 | \$0.00 | \$0.00 | \$7,500.00 | 0.00 |
| 27502-2100-51300-0000-001752-1216-00000 | Student Advisement Plan-Additional Compensation | \$250.00 | \$0.00 | \$250.00 | \$0.00 | (\$250.00) | 0.00 |
| 27502-2100-51300-0000-001752-1217-00000 | Student Advisement Plan-Additional Compensation | \$0.00 | \$1,500.00 | \$0.00 | \$0.00 | \$1,500.00 | 0.00 |
| 27502-2100-52111-0000-001752-0000-00000 | Student Advisement Plan-Educational Retirement | \$35.37 | \$1,274.00 | \$35.37 | \$30.16 | \$1,208.47 | 2.77 |
| 27502-2100-52112-0000-001752-0000-00000 | Student Advisement Plan-ERA - Retiree Health | \$5.00 | \$180.00 | \$5.00 | \$4.29 | \$170.71 | 2.77 |
| 27502-2100-52210-0000-001752-0000-00000 | Student Advisement Plan-FICA Payments | \$15.50 | \$558.00 | \$15.50 | \$13.20 | \$529.30 | 2.77 |
| 27502-2100-52220-0000-001752-0000-00000 | Student Advisement Plan-Medicare Payments | \$3.62 | \$131.00 | \$3.62 | \$3.14 | \$124.24 | 2.76 |
| 27502-2100-52500-0000-001752-0000-00000 | Student Advisement Plan-Unemployment Compensation | \$0.00 | \$0.00 | \$0.00 | \$0.86 | (\$0.86) | 0.00 |
| 27502-2100-53414-0000-001752-0000-00000 | Student Advisement Plan-Other Services | \$0.00 | \$16,902.00 | \$0.00 | \$0.00 | \$16,902.00 | 0.00 |
| Subtotal of Element: Expenditure | | \$309.49 | \$28,045.00 | \$309.49 | \$51.65 | \$27,683.86 | 1.10 |
| Subtotal of Element: [Function] 2100 - Support Services-Students | | \$309.49 | \$28,045.00 | \$309.49 | \$51.65 | \$27,683.86 | 1.10 |
| Subtotal of Element: [Fund] 27502 - Student Advisement Plan | | \$309.49 | \$88,859.00 | \$2,383.49 | \$51.65 | \$86,423.86 | 2.68 |
| 29102-1000-56118-1010-001752-0000-00000 | Private Dir Grants (Categorical)-General Supplies and Materials | \$203.68 | \$4,184.00 | \$203.68 | \$46.32 | \$3,934.00 | 4.86 |
| Subtotal of Element: Expenditure | | \$203.68 | \$4,184.00 | \$203.68 | \$46.32 | \$3,934.00 | 4.87 |
| Subtotal of Element: [Function] 1000 - Instruction | | \$203.68 | \$4,184.00 | \$203.68 | \$46.32 | \$3,934.00 | 4.87 |
| 29102-2100-56118-0000-001752-0000-00000 | Private Dir Grants (Categorical)-General Supplies and Materials | \$0.00 | \$1,750.00 | \$120.00 | \$280.00 | \$1,350.00 | 6.85 |
| Subtotal of Element: Expenditure | | \$0.00 | \$1,750.00 | \$120.00 | \$280.00 | \$1,350.00 | 6.86 |
| Subtotal of Element: [Function] 2100 - Support Services-Students | | \$0.00 | \$1,750.00 | \$120.00 | \$280.00 | \$1,350.00 | 6.86 |
| 29102-2400-51100-0000-001752-1217-00000 | Private Dir Grants (Categorical)-Salaries Expense | \$0.00 | \$20,000.00 | \$0.00 | \$0.00 | \$20,000.00 | 0.00 |
| 29102-2400-52111-0000-001752-0000-00000 | Private Dir Grants (Categorical)-Educational Retirement | \$0.00 | \$2,830.00 | \$0.00 | \$0.00 | \$2,830.00 | 0.00 |
| 29102-2400-52112-0000-001752-0000-00000 | Private Dir Grants (Categorical)-ERA - Retiree Health | \$0.00 | \$400.00 | \$0.00 | \$0.00 | \$400.00 | 0.00 |
| 29102-2400-52210-0000-001752-0000-00000 | Private Dir Grants (Categorical)-FICA Payments | \$0.00 | \$1,240.00 | \$0.00 | \$0.00 | \$1,240.00 | 0.00 |
| 29102-2400-52220-0000-001752-0000-00000 | Private Dir Grants (Categorical)-Medicare Payments | \$0.00 | \$290.00 | \$0.00 | \$0.00 | \$290.00 | 0.00 |
| 29102-2400-52311-0000-001752-0000-00000 | Private Dir Grants (Categorical)-Health and Medical Premiums | \$0.00 | \$7,002.00 | \$0.00 | \$0.00 | \$7,002.00 | 0.00 |
| 29102-2400-52312-0000-001752-0000-00000 | Private Dir Grants (Categorical)-Life | \$0.00 | \$29.00 | \$0.00 | \$0.00 | \$29.00 | 0.00 |
| 29102-2400-52313-0000-001752-0000-00000 | Private Dir Grants (Categorical)-Dental | \$0.00 | \$193.00 | \$0.00 | \$0.00 | \$193.00 | 0.00 |
| 29102-2400-52314-0000-001752-0000-00000 | Private Dir Grants (Categorical)-Vision | \$0.00 | \$64.00 | \$0.00 | \$0.00 | \$64.00 | 0.00 |
| 29102-2400-52500-0000-001752-0000-00000 | Private Dir Grants (Categorical)-Unemployment Compensation | \$0.00 | \$213.00 | \$0.00 | \$0.00 | \$213.00 | 0.00 |

| | | | | | | | |
|---|--|--------------------|---------------------|--------------------|--------------------|---------------------|--------------|
| 29102-2400-52710-0000-001752-0000-00000 | Private Dir Grants (Categorical)-Workers Compensation Premium | \$0.00 | \$400.00 | \$0.00 | \$0.00 | \$400.00 | 0.00 |
| 29102-2400-52720-0000-001752-0000-00000 | Private Dir Grants (Categorical)-Workers Compensation Employer's Fee | \$0.00 | \$5.00 | \$0.00 | \$0.00 | \$5.00 | 0.00 |
| 29102-2400-56118-0000-001752-0000-00000 | Private Dir Grants (Categorical)-General Supplies and Materials | \$0.00 | \$0.00 | \$0.00 | \$1,250.00 | (\$1,250.00) | 0.00 |
| Subtotal of Element: Expenditure | | \$0.00 | \$32,666.00 | \$0.00 | \$1,250.00 | \$31,416.00 | 0.00 |
| Subtotal of Element: [Function] 2400 - Support Services-School Administration | | \$0.00 | \$32,666.00 | \$0.00 | \$1,250.00 | \$31,416.00 | 0.00 |
| Subtotal of Element: [Fund] 29102 - Private Dir Grants (Categorical) | | \$203.68 | \$38,600.00 | \$323.68 | \$1,576.32 | \$36,700.00 | 0.84 |
| 29114-2300-53414-0000-001752-0000-00000 | McCune Charitable Foundation-Other Services | \$0.00 | \$7,155.00 | \$0.00 | \$7,155.00 | \$0.00 | 0.00 |
| Subtotal of Element: Expenditure | | \$0.00 | \$7,155.00 | \$0.00 | \$7,155.00 | \$0.00 | 0.00 |
| Subtotal of Element: [Function] 2300 - Support Services-General Administration | | \$0.00 | \$7,155.00 | \$0.00 | \$7,155.00 | \$0.00 | 0.00 |
| Subtotal of Element: [Fund] 29114 - McCune Charitable Foundation | | \$0.00 | \$7,155.00 | \$0.00 | \$7,155.00 | \$0.00 | 0.00 |
| 31200-4000-54610-0000-001752-0000-00000 | Public School Capital Outlay-Rental - Land and Buildings | \$13,669.17 | \$164,030.00 | \$95,684.19 | \$68,345.82 | (\$0.01) | 58.33 |
| Subtotal of Element: Expenditure | | \$13,669.17 | \$164,030.00 | \$95,684.19 | \$68,345.82 | (\$0.01) | 58.33 |
| Subtotal of Element: [Function] 4000 - Capital Outlay | | \$13,669.17 | \$164,030.00 | \$95,684.19 | \$68,345.82 | (\$0.01) | 58.33 |
| Subtotal of Element: [Fund] 31200 - Public School Capital Outlay | | \$13,669.17 | \$164,030.00 | \$95,684.19 | \$68,345.82 | (\$0.01) | 58.33 |
| 31400-4000-54500-0000-001752-0000-00000 | Special Capital Outlay-State-Construction Services | \$0.00 | \$100,000.00 | \$0.00 | \$0.00 | \$100,000.00 | 0.00 |
| 31400-4000-57331-0000-001752-0000-00000 | "Fixed Assets (more than \$5 | \$0.00 | \$45,000.00 | \$0.00 | \$0.00 | \$45,000.00 | 0.00 |
| Subtotal of Element: Expenditure | | \$0.00 | \$145,000.00 | \$0.00 | \$0.00 | \$145,000.00 | 0.00 |
| Subtotal of Element: [Function] 4000 - Capital Outlay | | \$0.00 | \$145,000.00 | \$0.00 | \$0.00 | \$145,000.00 | 0.00 |
| Subtotal of Element: [Fund] 31400 - Special Capital Outlay-State | | \$0.00 | \$145,000.00 | \$0.00 | \$0.00 | \$145,000.00 | 0.00 |
| 31600-2300-53712-0000-001752-0000-00000 | Capital Improvements HB-33-County Tax Collection Costs | \$352.97 | \$3,200.00 | \$402.17 | \$0.00 | \$2,797.83 | 12.56 |
| Subtotal of Element: Expenditure | | \$352.97 | \$3,200.00 | \$402.17 | \$0.00 | \$2,797.83 | 12.57 |
| Subtotal of Element: [Function] 2300 - Support Services-General Administration | | \$352.97 | \$3,200.00 | \$402.17 | \$0.00 | \$2,797.83 | 12.57 |
| 31600-4000-54640-0000-001752-0000-00000 | Capital Improvements HB-33-Rentals - Lease to Purchase | \$0.00 | \$590,976.00 | \$0.00 | \$0.00 | \$590,976.00 | 0.00 |
| 31600-4000-57112-0000-001752-0000-00000 | Capital Improvements HB-33-Land Improvements | \$0.00 | \$50,000.00 | \$0.00 | \$0.00 | \$50,000.00 | 0.00 |
| Subtotal of Element: Expenditure | | \$0.00 | \$640,976.00 | \$0.00 | \$0.00 | \$640,976.00 | 0.00 |
| Subtotal of Element: [Function] 4000 - Capital Outlay | | \$0.00 | \$640,976.00 | \$0.00 | \$0.00 | \$640,976.00 | 0.00 |
| Subtotal of Element: [Fund] 31600 - Capital Improvements HB-33 | | \$352.97 | \$644,176.00 | \$402.17 | \$0.00 | \$643,773.83 | 0.06 |
| 31700-4000-57332-0000-001752-0000-00000 | Capital Improvements SB-9-Supply Assets (\$5,000 or Less) | \$0.00 | \$4,443.00 | \$0.00 | \$0.00 | \$4,443.00 | 0.00 |

| | | | | | | | |
|---|---|---------------------|-----------------------|-----------------------|-----------------------|-----------------------|--------------|
| Subtotal of Element: Expenditure | | \$0.00 | \$4,443.00 | \$0.00 | \$0.00 | \$4,443.00 | 0.00 |
| Subtotal of Element: [Function] 4000 - Capital Outlay | | \$0.00 | \$4,443.00 | \$0.00 | \$0.00 | \$4,443.00 | 0.00 |
| Subtotal of Element: [Fund] 31700 - Capital Improvements SB-9 | | \$0.00 | \$4,443.00 | \$0.00 | \$0.00 | \$4,443.00 | 0.00 |
| 31701-2300-53712-0000-001752-0000-00000 | Capital Improvements SB-9 Local-County Tax Collection Costs | \$178.54 | \$1,056.00 | \$203.13 | \$0.00 | \$852.87 | 19.23 |
| Subtotal of Element: Expenditure | | \$178.54 | \$1,056.00 | \$203.13 | \$0.00 | \$852.87 | 19.24 |
| Subtotal of Element: [Function] 2300 - Support Services-General Administration | | \$178.54 | \$1,056.00 | \$203.13 | \$0.00 | \$852.87 | 19.24 |
| 31701-4000-54640-0000-001752-0000-00000 | Capital Improvements SB-9 Local-Rentals - Lease to Purchase | \$0.00 | \$58,257.00 | \$0.00 | \$0.00 | \$58,257.00 | 0.00 |
| 31701-4000-57112-0000-001752-0000-00000 | Capital Improvements SB-9 Local-Land Improvements | \$0.00 | \$319,824.00 | \$0.00 | \$0.00 | \$319,824.00 | 0.00 |
| Subtotal of Element: Expenditure | | \$0.00 | \$378,081.00 | \$0.00 | \$0.00 | \$378,081.00 | 0.00 |
| Subtotal of Element: [Function] 4000 - Capital Outlay | | \$0.00 | \$378,081.00 | \$0.00 | \$0.00 | \$378,081.00 | 0.00 |
| Subtotal of Element: [Fund] 31701 - Capital Improvements SB-9 Local | | \$178.54 | \$379,137.00 | \$203.13 | \$0.00 | \$378,933.87 | 0.05 |
| 31703-4000-57111-0000-001752-0000-00000 | SB-9 State Match Cash-Land | \$0.00 | \$5,752.00 | \$0.00 | \$0.00 | \$5,752.00 | 0.00 |
| Subtotal of Element: Expenditure | | \$0.00 | \$5,752.00 | \$0.00 | \$0.00 | \$5,752.00 | 0.00 |
| Subtotal of Element: [Function] 4000 - Capital Outlay | | \$0.00 | \$5,752.00 | \$0.00 | \$0.00 | \$5,752.00 | 0.00 |
| Subtotal of Element: [Fund] 31703 - SB-9 State Match Cash | | \$0.00 | \$5,752.00 | \$0.00 | \$0.00 | \$5,752.00 | 0.00 |
| Grand Total | | \$232,743.56 | \$5,840,079.00 | \$1,159,551.23 | \$1,237,735.27 | \$3,442,792.50 | 19.86 |