

**Health Leadership High School  
Financial Update  
September 29, 2021**

**A. BARs**

	<u>BAR #</u>	<u>Fund Description</u>	<u>Reason/Type</u>	<u>Amount</u>
1	2122-0013-I	Title I	Increase	\$ 86,466

**B. Payroll & Accounts Payable Payment Vouchers**

1 August 2021

**C. Financial Statement Reports - as of August 31, 2021**

- 1 Recommended Change
- 2 Financial Analysis
- 3 Bank Reconciliations

**D. Other**

Must submit backup for all BARs,  
except transfers of funds for SEG or  
direct grants

**STATE OF NEW MEXICO**  
**PUBLIC EDUCATION DEPARTMENT**  
300 Don Gaspar Santa Fe, NM 87501-2786  
**Budget Adjustment Request**

Fund Type: Flowthrough

Adjustment Type: Increase

Fiscal Year: 2021-2022

Entity Name: Health Leadership High School

Adjustment Changes Intent/Scope of Program Yes or No?: No

Contact: Jolene Jaramillo, Business Manager

Total Approved Budget (Flowthrough): 141,999

Phone: (505) 429-1080

Email: jolene@k12accounting.com

<b>FLOWTHROUGH ONLY</b>	
Budget Period: 07/01/2021	To: 06/30/2022
A. Approved Carryover:	
B. Total Current Year Allocation: 55,533	
D. Total Funding Available: 55,533	

Revenue 24101.0000.41924 \$86,466

Fund	Function	Object	Program	Job Class	Present Budget	Adj Amt Exp	Adj Budget	ADD'L FTE
24101 Title I - ESEA	1000 Instruction	51100 Salaries Expense	1010 Regular Education (K- 12) Programs	1411 Teachers- Grades 1-12	\$16,549	\$62,800	\$79,349	1.00
24101 Title I - ESEA	1000 Instruction	52111 Educational Retirement	0000 No Program	0000 No Job Class	\$2,508	\$9,515	\$12,023	
24101 Title I - ESEA	1000 Instruction	52112 ERA - Retiree Health	0000 No Program	0000 No Job Class	\$331	\$1,256	\$1,587	
24101 Title I - ESEA	1000 Instruction	52210 FICA Payments	0000 No Program	0000 No Job Class	\$1,027	\$3,894	\$4,921	
24101 Title I - ESEA	1000 Instruction	52220 Medicare Payments	0000 No Program	0000 No Job Class	\$240	\$911	\$1,151	
24101 Title I - ESEA	1000 Instruction	52311 Health and Medical Premiums	0000 No Program	0000 No Job Class	\$1,374	\$7,423	\$8,797	
24101 Title I - ESEA	1000 Instruction	52312 Life	0000 No Program	0000 No Job Class	\$19	\$64	\$83	
24101 Title I - ESEA	1000 Instruction	52313 Dental	0000 No Program	0000 No Job Class	\$68	\$308	\$376	
24101 Title I - ESEA	1000 Instruction	52314 Vision	0000 No Program	0000 No Job Class	\$15	\$51	\$66	
24101 Title I - ESEA	1000 Instruction	52315 Disability	0000 No Program	0000 No Job Class		\$144	\$144	
24101 Title I - ESEA	1000 Instruction	52500 Unemployment Compensation	0000 No Program	0000 No Job Class	\$30	\$90	\$120	
24101 Title I - ESEA	1000 Instruction	52720 Workers Compensation Employer's Fee	0000 No Program	0000 No Job Class	\$4	\$10	\$14	
Sub Total						\$86,466		1.00
					<b>Indirect Cost</b>			
					<b>DOC. TOTAL</b>		\$86,466	

**Justification:**

Increase for Math Teacher

Compliance with Sections 10-15-1 and 22-8-12, NMSA, 1978 Compilation:

A. The requested budget/changes were authorized at a scheduled Board of Education or Governance Council meeting open to the public on:

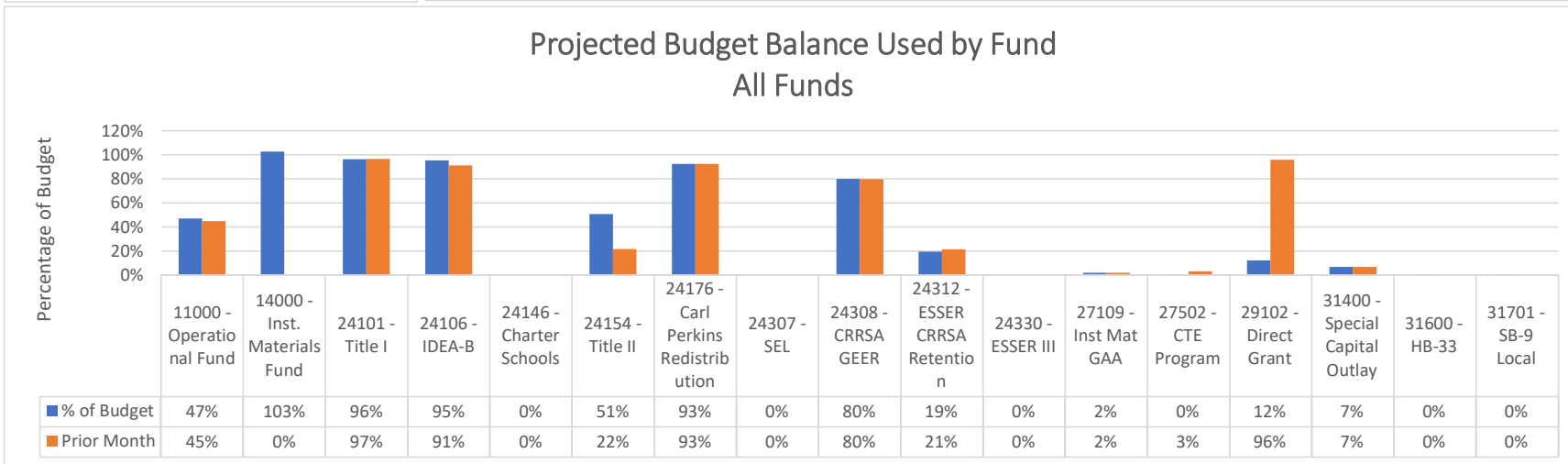
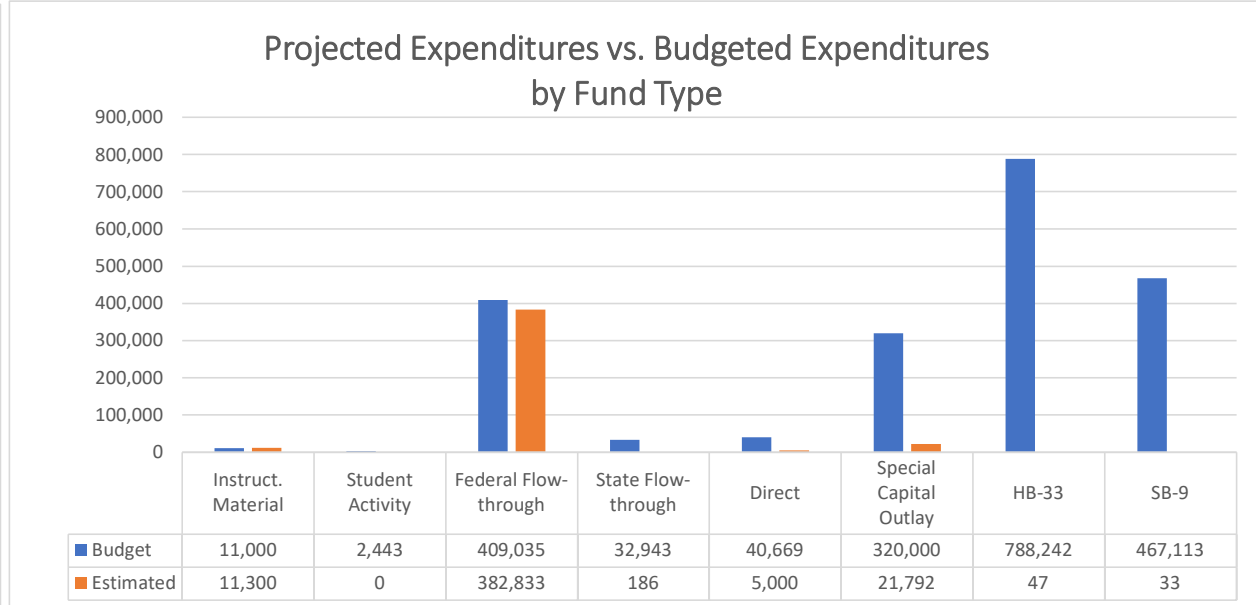
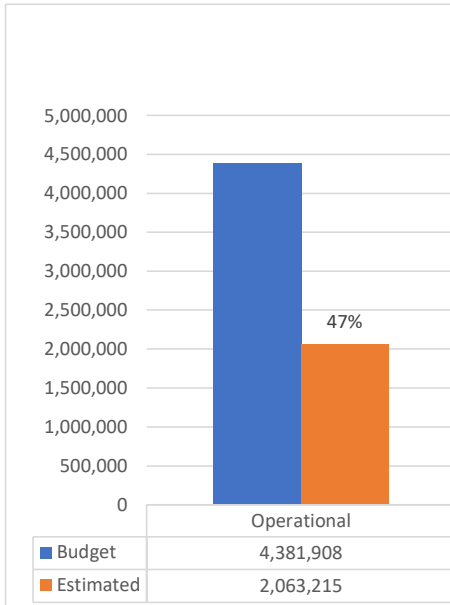
B. Justification for the transfer: Explanation such as "underbudgeted", "insufficient budget", or "needed to close out Project" ARE NOT ACCEPTABLE. Attach additional sheets if necessary.

ALL TRANSFER BARS MUST NET OUT TO ZERO ON THE DOC. TOTAL LINE.

# Health Leadership High School

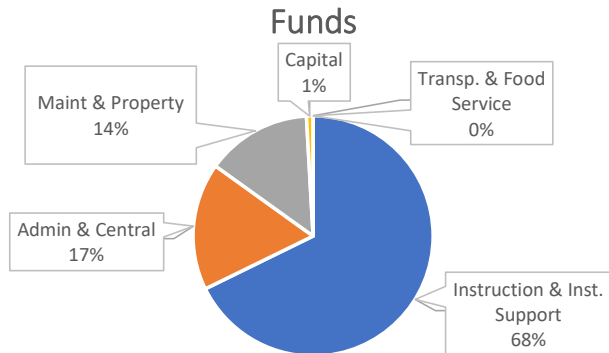
## Expenditure Analytical Review

August 31, 2021

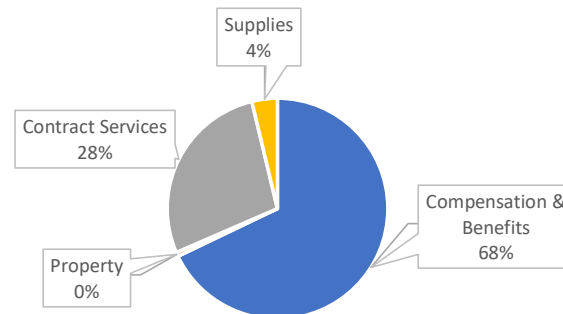





### Estimated Expenditures by Function - All Funds



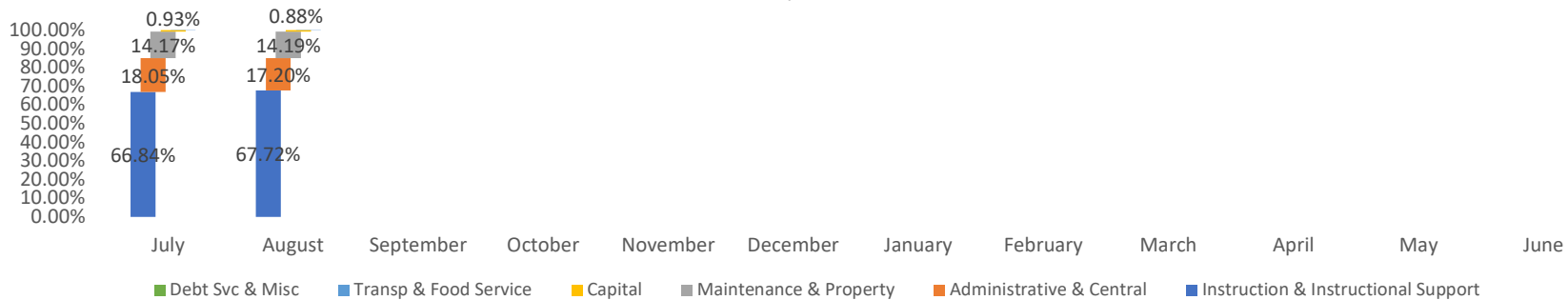
### Estimated Expenditures by Object - All Funds



### Object Code Change in Percentage by Month (All Funds - Exp & Encumbrance)



### Function Code Change in Percentage by Month (All Funds - Exp & Encumbrance)





## Health Leadership High School Financial Summary

Source	Beginning Fund Balance	Revenue	Expenditure	Net Dec/Inc	Fund Balance	Liabilities	Cash Balance
11000 - Operational Fund	\$ 2,143,643.96	\$ 373,044.00	\$ (322,088.98)	\$ 50,955.02	\$ 2,194,598.98	\$ 39,621.33	\$ 2,234,220.31
14000 - Inst. Materials Fund	\$ 11,458.55	\$ -	\$ -	\$ -	\$ 11,458.55	\$ -	\$ 11,458.55
23000 - Non-Instruct. Fund	\$ 2,442.50	\$ -	\$ -	\$ -	\$ 2,442.50	\$ -	\$ 2,442.50
24101 - Title I	\$ (21,660.55)	\$ 21,660.55	\$ (6,667.02)	\$ 14,993.53	\$ (6,667.02)	\$ 1,385.24	\$ (5,281.78)
24106 - IDEA-B	\$ (12,054.84)	\$ 12,054.84	\$ (4,796.82)	\$ 7,258.02	\$ (4,796.82)	\$ 1,077.93	\$ (3,718.89)
24146 - Charter Schools	\$ (3,465.47)	\$ 3,465.47	\$ (544.36)	\$ 2,921.11	\$ (544.36)	\$ -	\$ (544.36)
24154 - Title II	\$ (6,470.79)	\$ 6,470.79	\$ (1,612.95)	\$ 4,857.84	\$ (1,612.95)	\$ -	\$ (1,612.95)
24174 - Carl D Perkins	\$ (1,318.73)	\$ 1,318.73	\$ -	\$ 1,318.73	\$ -	\$ -	\$ -
24176 - Carl Perkins Redistribution	\$ -	\$ -	\$ (15,398.80)	\$ (15,398.80)	\$ (15,398.80)	\$ -	\$ (15,398.80)
24190 - CSI	\$ (8,503.64)	\$ 8,503.64	\$ -	\$ 8,503.64	\$ -	\$ 0.46	\$ 0.46
24191 - HSRD	\$ (21,139.38)	\$ 21,139.38	\$ -	\$ 21,139.38	\$ -	\$ -	\$ -
24301 - CARES Act	\$ (705.90)	\$ 705.90	\$ -	\$ 705.90	\$ -	\$ -	\$ -
24307 - SEL	\$ -	\$ -	\$ (9,109.36)	\$ (9,109.36)	\$ (9,109.36)	\$ -	\$ (9,109.36)
24308 - CRRSA GEER	\$ -	\$ -	\$ (40,472.88)	\$ (40,472.88)	\$ (40,472.88)	\$ 6,599.66	\$ (33,873.22)
24312 - ESSER CRRSA Retention	\$ -	\$ -	\$ (400.00)	\$ (400.00)	\$ (400.00)	\$ 0.66	\$ (399.34)
26121 - Kellogg Foundation	\$ 2,500.00	\$ -	\$ -	\$ -	\$ 2,500.00	\$ -	\$ 2,500.00
27109 - Inst Mat GAA	\$ 8,099.55	\$ -	\$ (44.74)	\$ (44.74)	\$ 8,054.81	\$ -	\$ 8,054.81
27189 - College Advisor	\$ -	\$ -	\$ -	\$ -	\$ -	\$ 22.94	\$ 22.94
27502 - CTE Program	\$ (32,893.15)	\$ 32,893.15	\$ -	\$ 32,893.15	\$ -	\$ -	\$ -
29102 - Direct Grant	\$ (17,999.77)	\$ 54,261.88	\$ (5,000.00)	\$ 49,261.88	\$ 31,262.11	\$ 538.33	\$ 31,800.44
31200 - Lease Assistance	\$ (41,007.50)	\$ 41,007.50	\$ -	\$ 41,007.50	\$ -	\$ -	\$ -
31400 - Special Capital Outlay	\$ -	\$ -	\$ -	\$ -	\$ -	\$ -	\$ -
31600 - HB-33	\$ 646,180.82	\$ 4,652.78	\$ (46.90)	\$ 4,605.88	\$ 650,786.70	\$ -	\$ 650,786.70
31700 - SB-9 State Match	\$ 1,402.08	\$ -	\$ -	\$ -	\$ 1,402.08	\$ -	\$ 1,402.08
31701 - SB-9 Local	\$ 380,136.52	\$ 2,325.07	\$ (33.19)	\$ 2,291.88	\$ 382,428.40	\$ -	\$ 382,428.40
31703 - SB-9 Cash	\$ 5,752.00	\$ -	\$ -	\$ -	\$ 5,752.00	\$ -	\$ 5,752.00
<b>TOTAL</b>	<b>\$ 3,034,396.26</b>	<b>\$ 583,503.68</b>	<b>\$ (406,216.00)</b>	<b>\$ 177,287.68</b>	<b>\$ 3,211,683.94</b>	<b>\$ 49,246.55</b>	<b>\$ 3,260,930.49</b>

	Cash in Bank	Prepaid Expense	Receivables	
<b>Bank Statement Ending Balance</b>	3,268,356.05	-	1,943.45	3,270,299.50
<b>Uncleared Payments</b>	9,369.01			9,369.01
<b>Uncleared Deposits</b>				
<b>Revised System Cash Balance</b>				3,260,930.49

# Health Leadership High School

## Check Listing Report

Accounting Cycle: FY21-22; Begin Date: 08/01/2021; End Date: 08/31/2021; Bank: [All]; Sort By Element: Function; Account Expression: [All]; Created On: 9/16/2021 10:40:38 AM

Check Date	Check Number	Payee	Type	Amount
08/05/2021	3781	ACES - Assoc. of Charter School Education Services	Accounts Payable	\$10,378.92
08/05/2021	3782	Coronado Center LLC	Accounts Payable	\$1,500.00
08/05/2021	3783	Graphics Enterprise Services	Accounts Payable	\$2,955.90
08/05/2021	3784	inAccord P.C.	Accounts Payable	\$3,236.25
08/05/2021	3785	SEL Launchpad	Accounts Payable	\$1,800.00
08/05/2021	3786	Superior Building Maintenance Inc	Accounts Payable	\$863.01
08/12/2021	3792	Brady Companies LLC	Accounts Payable	\$369.71
08/12/2021	3793	Carolina Quinones-Suarez	Accounts Payable	\$211.79
08/12/2021	3794	Comnet Consulting, Inc.	Accounts Payable	\$118.66
08/12/2021	3795	Guerrilla Graphix	Accounts Payable	\$455.20
08/12/2021	3796	Jive Communications	Accounts Payable	\$682.17
08/12/2021	3797	Lorhan Construction	Accounts Payable	\$1,186.66
08/12/2021	3798	Mavel Photography & Workshop LLC	Accounts Payable	\$1,160.00
08/12/2021	3799	Sharp Business Systems	Accounts Payable	\$1.36
08/12/2021	3800	The Lamar Companies	Accounts Payable	\$1,680.00
08/12/2021	3801	Verizon Wireless	Accounts Payable	\$320.58
08/19/2021	3802	Alarm Research Inc.	Accounts Payable	\$86.30
08/19/2021	3803	Amazon.com	Accounts Payable	\$695.29
08/19/2021	3804	Orkin Pest Control	Accounts Payable	\$90.62
08/19/2021	3805	Quadient Leasing USA, Inc	Accounts Payable	\$190.89
08/19/2021	3806	Visa Pcard	Accounts Payable	\$827.29
08/25/2021		Amazon Online	Accounts Payable	\$346.68
08/25/2021		Chyno, Ltd. Co.	Accounts Payable	\$19,689.08
08/25/2021		PNM	Accounts Payable	\$2,253.47
08/25/2021	3807	Amazon.com	Accounts Payable	\$217.58
08/25/2021	3808	Ephesus Inc	Accounts Payable	\$147.11
08/25/2021	3809	Hope Varela	Accounts Payable	\$44.00
08/25/2021	3810	Melissa Plese	Accounts Payable	\$44.00
08/25/2021	3811	NM Gas Company	Accounts Payable	\$29.16
08/31/2021	3813	City Of Albuquerque	Accounts Payable	\$120.00
08/31/2021	3814	Comnet Consulting, Inc.	Accounts Payable	\$2,966.56
08/31/2021	3815	JMP Academy of Professional Development	Accounts Payable	\$1,977.70
08/31/2021	3816	The Lamar Companies	Accounts Payable	\$1,680.00
<b>Sub Total</b>				<b>\$58,325.94</b>



# Health Leadership High School

## Check Listing Report

Accounting Cycle: FY21-22; Begin Date: 08/01/2021; End Date: 08/31/2021; Bank: [All]; Sort By Element: Function; Account Expression: [All]; Created On: 9/16/2021 10:40:38 AM

Voucher Number	Bank Name	Account Number	Check Number	Payee	Amount	Type
AP22011	NM Bank and Trust	120106281		Amazon Online	\$346.68	Accounts Payable
Vendor	PO Number	Invoice #	Account Code	Description	Issue Date	Amount
Amazon Online	PO21-0152	584567443655	11000-1000-56118-1010-001752-0000-00000	Balance from Prior Year	09/03/2021	\$346.68
<b>Sub Total</b>						<b>\$346.68</b>
Voucher Number	Bank Name	Account Number	Check Number	Payee	Amount	Type
AP22009	NM Bank and Trust	120106281		Chyno, Ltd. Co.	\$19,689.08	Accounts Payable
Vendor	PO Number	Invoice #	Account Code	Description	Issue Date	Amount
Chyno, Ltd. Co.	PO22-0010	Sept Rent 2021	11000-2600-54610-0000-001752-0000-00000	Lease of Building	06/29/2021	\$19,360.00
Chyno, Ltd. Co.	PO22-0011	387051707494	11000-2600-54415-0000-001752-0000-00000	Water/Sewage	06/29/2021	\$329.08
<b>Sub Total</b>						<b>\$19,689.08</b>
Voucher Number	Bank Name	Account Number	Check Number	Payee	Amount	Type
AP22009	NM Bank and Trust	120106281		PNM	\$2,253.47	Accounts Payable
Vendor	PO Number	Invoice #	Account Code	Description	Issue Date	Amount
PNM	PO22-0042	20210818	11000-2600-54411-0000-001752-0000-00000	Electricity	06/29/2021	\$2,253.47
<b>Sub Total</b>						<b>\$2,253.47</b>
Voucher Number	Bank Name	Account Number	Check Number	Payee	Amount	Type
AP22006	NM Bank and Trust	120106281	3781	ACES - Assoc. of Charter School Education Services	\$10,378.92	Accounts Payable
Vendor	PO Number	Invoice #	Account Code	Description	Issue Date	Amount
ACES - Assoc. of Charter School Education Services	PO22-0024	8033	11000-2500-53414-0000-001752-0000-00000	Business Management Services	06/29/2021	\$10,378.92
<b>Sub Total</b>						<b>\$10,378.92</b>
Voucher Number	Bank Name	Account Number	Check Number	Payee	Amount	Type
AP22006	NM Bank and Trust	120106281	3782	Coronado Center LLC	\$1,500.00	Accounts Payable
Vendor	PO Number	Invoice #	Account Code	Description	Issue Date	Amount
Coronado Center LLC	PO22-0061	S0758903-1	11000-2500-55400-0000-001752-0000-00000	Video Display Advertising	08/05/2021	\$1,500.00
<b>Sub Total</b>						<b>\$1,500.00</b>
Voucher Number	Bank Name	Account Number	Check Number	Payee	Amount	Type
AP22006	NM Bank and Trust	120106281	3783	Graphics Enterprise Services	\$2,955.90	Accounts Payable
Vendor	PO Number	Invoice #	Account Code	Description	Issue Date	Amount
Graphics Enterprise Services	PO21-0188	23471	11000-2500-55400-0000-001752-0000-00000	Graphics Design for Mailers	06/03/2021	\$2,955.90
<b>Sub Total</b>						<b>\$2,955.90</b>
Voucher Number	Bank Name	Account Number	Check Number	Payee	Amount	Type
AP22006	NM Bank and Trust	120106281	3784	inAccord P.C.	\$3,236.25	Accounts Payable

Vendor	PO Number	Invoice #	Account Code	Description	Issue Date	Amount
inAccord P.C.	PO22-0019	344	11000-2300-53413-0000-001752-0000-00000	Legal Services	06/29/2021	\$3,236.25
<b>Sub Total</b>						<b>\$3,236.25</b>
Voucher Number	Bank Name	Account Number	Check Number	Payee	Amount	Type
AP22006	NM Bank and Trust	120106281	3785	SEL Launchpad	\$1,800.00	Accounts Payable
Vendor	PO Number	Invoice #	Account Code	Description	Issue Date	Amount
SEL Launchpad	PO22-0049	2008	24307-1000-53330-1010-001752-0000-00000	Full Day Virtual Training (July 30th)	07/14/2021	\$1,800.00
<b>Sub Total</b>						<b>\$1,800.00</b>
Voucher Number	Bank Name	Account Number	Check Number	Payee	Amount	Type
AP22006	NM Bank and Trust	120106281	3786	Superior Building Maintenance Inc	\$863.01	Accounts Payable
Vendor	PO Number	Invoice #	Account Code	Description	Issue Date	Amount
Superior Building Maintenance Inc	PO22-0059	164	11000-2600-55915-0000-001752-0000-00000	Janitorial Services	08/05/2021	\$107.88
Superior Building Maintenance Inc	PO22-0059	165	11000-2600-55915-0000-001752-0000-00000	Janitorial Services	08/05/2021	\$755.13
<b>Sub Total</b>						<b>\$863.01</b>
Voucher Number	Bank Name	Account Number	Check Number	Payee	Amount	Type
AP22007	NM Bank and Trust	120106281	3792	Brady Companies LLC	\$369.71	Accounts Payable
Vendor	PO Number	Invoice #	Account Code	Description	Issue Date	Amount
Brady Companies LLC	PO22-0045	6952306	11000-2600-56118-0000-001752-0000-00000	Custodial Supplies	06/29/2021	\$103.65
Brady Companies LLC	PO22-0045	6957238	11000-2600-56118-0000-001752-0000-00000	Custodial Supplies	06/29/2021	\$258.06
Brady Companies LLC	PO22-0045	6952306	11000-2600-56118-0000-001752-0000-00000	Fuel	06/29/2021	\$4.00
Brady Companies LLC	PO22-0045	6957238	11000-2600-56118-0000-001752-0000-00000	Fuel	06/29/2021	\$4.00
<b>Sub Total</b>						<b>\$369.71</b>
Voucher Number	Bank Name	Account Number	Check Number	Payee	Amount	Type
AP22007	NM Bank and Trust	120106281	3793	Carolina Quinones-Suarez	\$211.79	Accounts Payable
Vendor	PO Number	Invoice #	Account Code	Description	Issue Date	Amount
Carolina Quinones-Suarez	PO22-0083	20210811	11000-2100-56118-0000-001752-0000-00000	Reimbursement for food an water for Open House. Purchase for PO22-0066 as a reimbursement. PCard limit met.	08/12/2021	\$211.79
<b>Sub Total</b>						<b>\$211.79</b>
Voucher Number	Bank Name	Account Number	Check Number	Payee	Amount	Type
AP22007	NM Bank and Trust	120106281	3794	Comnet Consulting, Inc.	\$118.66	Accounts Payable
Vendor	PO Number	Invoice #	Account Code	Description	Issue Date	Amount
Comnet Consulting, Inc.	PO22-0014	14237	11000-2500-53414-0000-001752-0000-00000	IT Services / My Fax renewal	08/04/2021	\$110.00
Comnet Consulting, Inc.	PO22-0014	14237	11000-2600-54416-0000-001752-0000-00000	Fax Machine Services	08/04/2021	\$8.66
<b>Sub Total</b>						<b>\$118.66</b>
Voucher Number	Bank Name	Account Number	Check Number	Payee	Amount	Type
AP22007	NM Bank and Trust	120106281	3795	Guerrilla Graphix	\$455.20	Accounts Payable

Vendor	PO Number	Invoice #	Account Code	Description	Issue Date	Amount
Guerrilla Graphix	PO22-0055	19104	24307-2100-56118-0000-001752-0000-00000	Discount	08/04/2021	(\$0.40)
Guerrilla Graphix	PO22-0055	19104	24307-2100-56118-0000-001752-0000-00000	Screen Printed T-Shirt XXL	08/04/2021	\$26.80
Guerrilla Graphix	PO22-0055	19104	24307-2100-56118-0000-001752-0000-00000	Screen Printed T-Shirts (20 small, 20 Medium, 20 Large , 20 X-Large	08/04/2021	\$428.80
<b>Sub Total</b>						<b>\$455.20</b>
<b>Voucher Number</b>	<b>Bank Name</b>	<b>Account Number</b>	<b>Check Number</b>	<b>Payee</b>	<b>Amount</b>	<b>Type</b>
AP22007	NM Bank and Trust	120106281	3796	Jive Communications	\$682.17	Accounts Payable
Vendor	PO Number	Invoice #	Account Code	Description	Issue Date	Amount
Jive Communications	PO22-0022	IN7100567214	11000-2600-54416-0000-001752-0000-00000	VoIP - Communication Services	06/29/2021	\$682.17
<b>Sub Total</b>						<b>\$682.17</b>
<b>Voucher Number</b>	<b>Bank Name</b>	<b>Account Number</b>	<b>Check Number</b>	<b>Payee</b>	<b>Amount</b>	<b>Type</b>
AP22007	NM Bank and Trust	120106281	3797	Lorhan Construction	\$1,186.66	Accounts Payable
Vendor	PO Number	Invoice #	Account Code	Description	Issue Date	Amount
Lorhan Construction	PO22-0030	20210808	11000-2600-54312-0000-001752-0000-00000	Campus Maintenance	06/29/2021	\$1,186.66
<b>Sub Total</b>						<b>\$1,186.66</b>
<b>Voucher Number</b>	<b>Bank Name</b>	<b>Account Number</b>	<b>Check Number</b>	<b>Payee</b>	<b>Amount</b>	<b>Type</b>
AP22007	NM Bank and Trust	120106281	3798	Mavel Photography & Workshop LLC	\$1,160.00	Accounts Payable
Vendor	PO Number	Invoice #	Account Code	Description	Issue Date	Amount
Mavel Photography & Workshop LLC		1086a	11000-0000-23011-0000-001752-0000-00000	Re-issue check # 3729 for FY21 PO21-0054		\$1,160.00
<b>Sub Total</b>						<b>\$1,160.00</b>
<b>Voucher Number</b>	<b>Bank Name</b>	<b>Account Number</b>	<b>Check Number</b>	<b>Payee</b>	<b>Amount</b>	<b>Type</b>
AP22007	NM Bank and Trust	120106281	3799	Sharp Business Systems	\$1.36	Accounts Payable
Vendor	PO Number	Invoice #	Account Code	Description	Issue Date	Amount
Sharp Business Systems	PO21-0205	9003423961	11000-1000-55915-1010-001752-0000-00000	Copy Overages	06/11/2021	\$1.36
<b>Sub Total</b>						<b>\$1.36</b>
<b>Voucher Number</b>	<b>Bank Name</b>	<b>Account Number</b>	<b>Check Number</b>	<b>Payee</b>	<b>Amount</b>	<b>Type</b>
AP22007	NM Bank and Trust	120106281	3800	The Lamar Companies	\$1,680.00	Accounts Payable
Vendor	PO Number	Invoice #	Account Code	Description	Issue Date	Amount
The Lamar Companies	PO21-0189	112699620	11000-2500-55400-0000-001752-0000-00000	Advertising per agreement thru 11/2021.	06/08/2021	\$1,680.00
<b>Sub Total</b>						<b>\$1,680.00</b>
<b>Voucher Number</b>	<b>Bank Name</b>	<b>Account Number</b>	<b>Check Number</b>	<b>Payee</b>	<b>Amount</b>	<b>Type</b>
AP22007	NM Bank and Trust	120106281	3801	Verizon Wireless	\$320.58	Accounts Payable
Vendor	PO Number	Invoice #	Account Code	Description	Issue Date	Amount
Verizon Wireless	PO21-0112	9885302132	11000-2600-54416-0000-001752-0000-00000	18-hot spots at \$15/month for 1 year for student use at home. \$15 Access \$2 Content Filtering \$3 Surcharge	06/30/2021	\$48.40
Verizon Wireless	PO21-0112	9885302132	24146-2600-54416-0000-001752-0000-00000	18-hot spots at \$15/month for 1 year for student use at home. \$15 Access \$2 Content Filtering \$3 Surcharge	06/30/2021	\$272.18

<b>Sub Total</b>							<b>\$320.58</b>
<b>Voucher Number</b>	<b>Bank Name</b>	<b>Account Number</b>	<b>Check Number</b>	<b>Payee</b>	<b>Amount</b>	<b>Type</b>	
AP22008	NM Bank and Trust	120106281	3802	Alarm Research Inc.	\$86.30	Accounts Payable	
<b>Vendor</b>	<b>PO Number</b>	<b>Invoice #</b>	<b>Account Code</b>	<b>Description</b>	<b>Issue Date</b>	<b>Amount</b>	
Alarm Research Inc.	PO22-0003	205873	11000-2600-55915-0000-001752-0000-00000	Alarm Services and Inspection	06/29/2021	\$86.30	
<b>Sub Total</b>							<b>\$86.30</b>
<b>Voucher Number</b>	<b>Bank Name</b>	<b>Account Number</b>	<b>Check Number</b>	<b>Payee</b>	<b>Amount</b>	<b>Type</b>	
AP22008	NM Bank and Trust	120106281	3803	Amazon.com	\$695.29	Accounts Payable	
<b>Vendor</b>	<b>PO Number</b>	<b>Invoice #</b>	<b>Account Code</b>	<b>Description</b>	<b>Issue Date</b>	<b>Amount</b>	
Amazon Online	PO22-0056	744667897576	11000-2400-56118-0000-001752-0000-00000	Label KINGDOM Compatible Label Tape Replacement for Brother Ptouch TZe-FX251 TZ-FX251 Flexible-ID Laminated Tape, 24mm 0.94 Inch Black on White, Compatible with PT-D600 PT-2730 Label Maker, 3-Pack	08/04/2021	\$36.80	
Amazon Online	PO22-0062	477759376353	11000-2500-57332-0000-001752-0000-00000	G-Technology 4TB G-DRIVE USB 3.0 Desktop External Hard Drive, Silver - Compact, High-Performance Storage - 0G03594-1	08/05/2021	\$139.95	
Amazon Online	PO22-0062	877796834543	11000-2500-57332-0000-001752-0000-00000	Syntech USB C to USB Adapter Pack of 2 USB C Male to USB3 Female Adapter Compatible with iMac 2021 iPad Pro 2021 MacBook Pro 2020 MacBook Air 2020 and Other Type C or Thunderbolt 3 Devices Space Grey	08/05/2021	\$35.56	
Amazon Online	PO22-0062	877796834543	11000-2500-57332-0000-001752-0000-00000	UGREEN USB C Hub 4 Ports USB Type C to USB 3.0 Hub Adapter with Micro USB for MacBook Pro iMac Samsung Galaxy Note 10 S10 S9 LG Google Chromebook Pixelbook Dell XPS Oculus Rift	08/05/2021	\$41.10	
Amazon Online	PO22-0062	877796834543	11000-2500-57332-0000-001752-0000-00000	USB C Hub, 15-in-1 USB C Docking Station to HDMI, VGA, Wireless Charger, Gigabit Ethernet, 3 USB 3.0, SD/TF Card Reader, USB C to 3.5mm, USB C Dock for MacBook Pro and Type C Device (Thunderbolt 3)	08/05/2021	\$49.99	
Amazon Online	PO22-0062	877796834543	11000-2500-57332-0000-001752-0000-00000	USB C Hub, MCY USB C to HDMI VGA Multiport Adapter, 6 in 1 Portable Type C Dongle Thunderbolt 3 to HDMI 4K, VGA, 2 USB 2.0 Ports, SD/TF Card Reader Compatible with MacBook Pro, More Type C Devices...	08/05/2021	\$281.82	
Amazon Online	PO22-0062	773733456633	11000-2500-57332-0000-001752-0000-00000	Zebra 2pack-800033-840 True Colours iX Series YMCKO Color Ribbon for ZXP Series 3 Card Printers. 200 Prints.	08/05/2021	\$79.75	
Amazon Online	PO22-0063	659969695797	11000-2500-56118-0000-001752-0000-00000	Amazon Basics Classification Folder- 100% Recycled, 2 Dividers, 2" Embedded, Letter, Light Blue, 10 per Box	08/05/2021	\$14.58	
Amazon Online	PO22-0063	659969695797	11000-2500-56118-0000-001752-0000-00000	ExcelMark Mini Office Message Rubber Stamp Set - Red Ink - Storage Tray Included	08/05/2021	\$15.74	
<b>Sub Total</b>							<b>\$695.29</b>
<b>Voucher Number</b>	<b>Bank Name</b>	<b>Account Number</b>	<b>Check Number</b>	<b>Payee</b>	<b>Amount</b>	<b>Type</b>	
AP22008	NM Bank and Trust	120106281	3804	Orkin Pest Control	\$90.62	Accounts Payable	
<b>Vendor</b>	<b>PO Number</b>	<b>Invoice #</b>	<b>Account Code</b>	<b>Description</b>	<b>Issue Date</b>	<b>Amount</b>	
Orkin Pest Control	PO22-0041	214696703	11000-2600-55915-0000-001752-0000-00000	Pest Control	06/29/2021	\$90.62	

<b>Sub Total</b>						<b>\$90.62</b>
<b>Voucher Number</b>	<b>Bank Name</b>	<b>Account Number</b>	<b>Check Number</b>	<b>Payee</b>	<b>Amount</b>	<b>Type</b>
AP22008	NM Bank and Trust	120106281	3805	Quadient Leasing USA, Inc	\$190.89	Accounts Payable
<b>Vendor</b>	<b>PO Number</b>	<b>Invoice #</b>	<b>Account Code</b>	<b>Description</b>	<b>Issue Date</b>	<b>Amount</b>
Quadient Leasing USA, Inc	PO22-0034	N8998387	11000-2500-54630-0000-001752-0000-00000	Lease for Postage Machine	06/29/2021	\$190.89
<b>Sub Total</b>						<b>\$190.89</b>
<b>Voucher Number</b>	<b>Bank Name</b>	<b>Account Number</b>	<b>Check Number</b>	<b>Payee</b>	<b>Amount</b>	<b>Type</b>
AP22008	NM Bank and Trust	120106281	3806	Visa Pcard	\$827.29	Accounts Payable
<b>Vendor</b>	<b>PO Number</b>	<b>Invoice #</b>	<b>Account Code</b>	<b>Description</b>	<b>Issue Date</b>	<b>Amount</b>
Visa Pcard	PO22-0058	24226381219091001037629	24307-2100-56118-0000-001752-0000-00000	(3) Tie Dye Kits NTE: \$60.00	08/04/2021	\$44.91
Visa Pcard	PO22-0066	24226381222091004242585	11000-2100-56118-0000-001752-0000-00000	Food and Drinks for Community Open House Event, not to exceed \$400.00	08/09/2021	\$25.12
Visa Pcard	PO22-0066	24226381224091008214588	11000-2100-56118-0000-001752-0000-00000	Food and Drinks for Community Open House Event, not to exceed \$400.00	08/09/2021	\$65.72
Visa Pcard	PO22-0066	24445001223500354502669	11000-2100-56118-0000-001752-0000-00000	Food and Drinks for Community Open House Event, not to exceed \$400.00	08/09/2021	\$50.00
Visa Pcard	PO22-0066	24445001225400152944791	11000-2100-56118-0000-001752-0000-00000	Food and Drinks for Community Open House Event, not to exceed \$400.00	08/09/2021	\$242.71
Visa Pcard	PO22-0050	24231681202837000716059	11000-2400-56118-0000-001752-0000-00000	Professional Development: Food/Snacks and supplies for activities. NOT TO EXCEED \$400.00	08/18/2021	\$22.49
Visa Pcard	PO22-0050	24231681207837000887806	11000-2400-56118-0000-001752-0000-00000	Professional Development: Food/Snacks and supplies for activities. NOT TO EXCEED \$400.00	08/18/2021	\$49.54
Visa Pcard	PO22-0050	24269791205600340184100	11000-2400-56118-0000-001752-0000-00000	Professional Development: Food/Snacks and supplies for activities. NOT TO EXCEED \$400.00	08/18/2021	\$105.40
Visa Pcard	PO22-0050	24445001200400143101286	11000-2400-56118-0000-001752-0000-00000	Professional Development: Food/Snacks and supplies for activities. NOT TO EXCEED \$400.00	08/18/2021	\$124.70
Visa Pcard	PO22-0050	24445001200400143101369	11000-2400-56118-0000-001752-0000-00000	Professional Development: Food/Snacks and supplies for activities. NOT TO EXCEED \$400.00	08/18/2021	\$48.23
Visa Pcard	PO22-0050	24445001200400143101443	11000-2400-56118-0000-001752-0000-00000	Professional Development: Food/Snacks and supplies for activities. NOT TO EXCEED \$400.00	08/18/2021	\$48.47
<b>Sub Total</b>						<b>\$827.29</b>
<b>Voucher Number</b>	<b>Bank Name</b>	<b>Account Number</b>	<b>Check Number</b>	<b>Payee</b>	<b>Amount</b>	<b>Type</b>
AP22009	NM Bank and Trust	120106281	3807	Amazon.com	\$217.58	Accounts Payable
<b>Vendor</b>	<b>PO Number</b>	<b>Invoice #</b>	<b>Account Code</b>	<b>Description</b>	<b>Issue Date</b>	<b>Amount</b>
Amazon Online	PO22-0054	888739584935	11000-2500-57332-0000-001752-0000-00000	Tripp Lite SMART1500LCD 1500VA Smart UPS Battery Back Up, 900W Rack-Mount/Tower, LCD, AVR, USB, DB9, 3 Year Warranty & Dollar 250,000 Insurance Black	07/28/2021	\$217.58
<b>Sub Total</b>						<b>\$217.58</b>
<b>Voucher Number</b>	<b>Bank Name</b>	<b>Account Number</b>	<b>Check Number</b>	<b>Payee</b>	<b>Amount</b>	<b>Type</b>
AP22009	NM Bank and Trust	120106281	3808	Ephesus Inc	\$147.11	Accounts Payable
<b>Vendor</b>	<b>PO Number</b>	<b>Invoice #</b>	<b>Account Code</b>	<b>Description</b>	<b>Issue Date</b>	<b>Amount</b>

Ephesus Inc	PO22-0016	AR100520	11000-1000-55915-1010-001752-0000-00000	Copier Maintenance	06/29/2021	\$22.65
Ephesus Inc	PO22-0016	AR100521	11000-1000-55915-1010-001752-0000-00000	Copier Maintenance	06/29/2021	\$88.46
Ephesus Inc	PO22-0016	AR99859	11000-1000-55915-1010-001752-0000-00000	Copier Maintenance	06/29/2021	\$36.00
<b>Sub Total</b>						<b>\$147.11</b>
<b>Voucher Number</b>	<b>Bank Name</b>	<b>Account Number</b>	<b>Check Number</b>	<b>Payee</b>	<b>Amount</b>	<b>Type</b>
AP22009	NM Bank and Trust	120106281	3809	Hope Varela	\$44.00	Accounts Payable
<b>Vendor</b>	<b>PO Number</b>	<b>Invoice #</b>	<b>Account Code</b>	<b>Description</b>	<b>Issue Date</b>	<b>Amount</b>
Hope Varela	PO22-0082	NM0651440	11000-2500-53711-0000-001752-0000-00000	Background Check Reimbursement	08/12/2021	\$44.00
<b>Sub Total</b>						<b>\$44.00</b>
<b>Voucher Number</b>	<b>Bank Name</b>	<b>Account Number</b>	<b>Check Number</b>	<b>Payee</b>	<b>Amount</b>	<b>Type</b>
AP22009	NM Bank and Trust	120106281	3810	Melissa Plese	\$44.00	Accounts Payable
<b>Vendor</b>	<b>PO Number</b>	<b>Invoice #</b>	<b>Account Code</b>	<b>Description</b>	<b>Issue Date</b>	<b>Amount</b>
Melissa Plese	PO22-0053	NM0652629	11000-2500-53711-0000-001752-0000-00000	Background Check Reimbursement	07/23/2021	\$44.00
<b>Sub Total</b>						<b>\$44.00</b>
<b>Voucher Number</b>	<b>Bank Name</b>	<b>Account Number</b>	<b>Check Number</b>	<b>Payee</b>	<b>Amount</b>	<b>Type</b>
AP22009	NM Bank and Trust	120106281	3811	NM Gas Company	\$29.16	Accounts Payable
<b>Vendor</b>	<b>PO Number</b>	<b>Invoice #</b>	<b>Account Code</b>	<b>Description</b>	<b>Issue Date</b>	<b>Amount</b>
NM Gas Company	PO22-0039	20210819	11000-2600-54412-0000-001752-0000-00000	Natural Gas Utility for Building	06/29/2021	\$29.16
<b>Sub Total</b>						<b>\$29.16</b>
<b>Voucher Number</b>	<b>Bank Name</b>	<b>Account Number</b>	<b>Check Number</b>	<b>Payee</b>	<b>Amount</b>	<b>Type</b>
AP22010	NM Bank and Trust	120106281	3813	City Of Albuquerque	\$120.00	Accounts Payable
<b>Vendor</b>	<b>PO Number</b>	<b>Invoice #</b>	<b>Account Code</b>	<b>Description</b>	<b>Issue Date</b>	<b>Amount</b>
City Of Albuquerque	PO22-0087	IN0862587	11000-2600-53711-0000-001752-0000-00000	Annual Permit FY 21/22	08/26/2021	\$120.00
<b>Sub Total</b>						<b>\$120.00</b>
<b>Voucher Number</b>	<b>Bank Name</b>	<b>Account Number</b>	<b>Check Number</b>	<b>Payee</b>	<b>Amount</b>	<b>Type</b>
AP22010	NM Bank and Trust	120106281	3814	Comnet Consulting, Inc.	\$2,966.56	Accounts Payable
<b>Vendor</b>	<b>PO Number</b>	<b>Invoice #</b>	<b>Account Code</b>	<b>Description</b>	<b>Issue Date</b>	<b>Amount</b>
Comnet Consulting, Inc.	PO22-0014	14256	11000-2500-53414-0000-001752-0000-00000	IT Services	08/04/2021	\$2,966.56
<b>Sub Total</b>						<b>\$2,966.56</b>
<b>Voucher Number</b>	<b>Bank Name</b>	<b>Account Number</b>	<b>Check Number</b>	<b>Payee</b>	<b>Amount</b>	<b>Type</b>
AP22010	NM Bank and Trust	120106281	3815	JMP Academy of Professional Development	\$1,977.70	Accounts Payable
<b>Vendor</b>	<b>PO Number</b>	<b>Invoice #</b>	<b>Account Code</b>	<b>Description</b>	<b>Issue Date</b>	<b>Amount</b>
JMP Academy of Professional Development	PO22-0052	1023	11000-2100-53414-2000-001752-0000-00000	Special Ed Coord PD and Consultant	07/20/2021	\$1,833.33
JMP Academy of Professional Development	PO22-0052	1023	11000-2100-53414-2000-001752-0000-00000	Tax	07/20/2021	\$144.37
<b>Sub Total</b>						<b>\$1,977.70</b>
<b>Voucher Number</b>	<b>Bank Name</b>	<b>Account Number</b>	<b>Check Number</b>	<b>Payee</b>	<b>Amount</b>	<b>Type</b>

AP22010		NM Bank and Trust 120106281		3816	The Lamar Companies	\$1,680.00	Accounts Payable
Vendor	PO Number	Invoice #	Account Code	Description	Issue Date	Amount	
The Lamar Companies	PO22-0088	112786219	11000-2300-55400-0000-001752-0000-00000	Advertising per agreement thru 11/2021.	08/26/2021	\$1,680.00	
<b>Sub Total</b>							<b>\$1,680.00</b>
<b>Grand Total</b>							<b>\$58,325.94</b>

# Health Leadership High School

## Account Summary Report

Cycle: FY21-22; Begin Date: 08/01/2021; End Date: 08/31/2021; Account Type: Revenue; Subtotal Elements: Fund; Account Expression: [All]; Subtotal By Account Type: Yes; Include Unposted Transactions: No; Created On: 9/16/2021 10:34:07 AM

Account Code	Description	Actual (Date Range)	Budget (YTD)	Actual (YTD)	Encumbrance (YTD)	Available (YTD)	% of Budget
11000-0000-43101-0000-001752-0000-00000	State Equalization Guarantee	(\$186,522.00)	(\$2,238,264.00)	(\$373,044.00)	\$0.00	(\$1,865,220.00)	16.66
<b>Subtotal of Element: Revenue</b>		<b>(\$186,522.00)</b>	<b>(\$2,238,264.00)</b>	<b>(\$373,044.00)</b>	<b>\$0.00</b>	<b>(\$1,865,220.00)</b>	<b>16.67</b>
<b>Subtotal of Element: [Fund] 11000 - Operational</b>		<b>(\$186,522.00)</b>	<b>(\$2,238,264.00)</b>	<b>(\$373,044.00)</b>	<b>\$0.00</b>	<b>(\$1,865,220.00)</b>	<b>16.67</b>
24101-0000-41924-0000-001752-0000-00000	Title I - IASA-Flow-through Grants From Districts to Charter Schools	\$0.00	(\$55,533.00)	(\$21,660.55)	\$0.00	(\$33,872.45)	39.00
<b>Subtotal of Element: Revenue</b>		<b>\$0.00</b>	<b>(\$55,533.00)</b>	<b>(\$21,660.55)</b>	<b>\$0.00</b>	<b>(\$33,872.45)</b>	<b>39.00</b>
<b>Subtotal of Element: [Fund] 24101 - Title I - IASA</b>		<b>\$0.00</b>	<b>(\$55,533.00)</b>	<b>(\$21,660.55)</b>	<b>\$0.00</b>	<b>(\$33,872.45)</b>	<b>39.00</b>
24106-0000-41924-0000-001752-0000-00000	Entitlement IDEA-B-Flow-through Grants From Districts to Charter Schools	\$0.00	(\$43,061.00)	(\$12,054.84)	\$0.00	(\$31,006.16)	27.99
<b>Subtotal of Element: Revenue</b>		<b>\$0.00</b>	<b>(\$43,061.00)</b>	<b>(\$12,054.84)</b>	<b>\$0.00</b>	<b>(\$31,006.16)</b>	<b>27.99</b>
<b>Subtotal of Element: [Fund] 24106 - Entitlement IDEA-B</b>		<b>\$0.00</b>	<b>(\$43,061.00)</b>	<b>(\$12,054.84)</b>	<b>\$0.00</b>	<b>(\$31,006.16)</b>	<b>27.99</b>
24146-0000-41924-0000-001752-0000-00000	Charter Schools-Flow-through Grants From Districts to Charter Schools	\$0.00	\$0.00	(\$3,465.47)	\$0.00	\$3,465.47	0.00
<b>Subtotal of Element: Revenue</b>		<b>\$0.00</b>	<b>\$0.00</b>	<b>(\$3,465.47)</b>	<b>\$0.00</b>	<b>\$3,465.47</b>	<b>0.00</b>
<b>Subtotal of Element: [Fund] 24146 - Charter Schools</b>		<b>\$0.00</b>	<b>\$0.00</b>	<b>(\$3,465.47)</b>	<b>\$0.00</b>	<b>\$3,465.47</b>	<b>0.00</b>
24153-0000-41924-0000-001752-0000-00000	English Language Acquisition-Flow-through Grants From Districts to Charter Schools	\$0.00	(\$1,825.00)	\$0.00	\$0.00	(\$1,825.00)	0.00
<b>Subtotal of Element: Revenue</b>		<b>\$0.00</b>	<b>(\$1,825.00)</b>	<b>\$0.00</b>	<b>\$0.00</b>	<b>(\$1,825.00)</b>	<b>0.00</b>
<b>Subtotal of Element: [Fund] 24153 - English Language Acquisition</b>		<b>\$0.00</b>	<b>(\$1,825.00)</b>	<b>\$0.00</b>	<b>\$0.00</b>	<b>(\$1,825.00)</b>	<b>0.00</b>
24154-0000-41924-0000-001752-0000-00000	Teacher/Principal Training & Recruiting-Flow-through Grants From Districts to Charter Schools	\$0.00	(\$7,916.00)	(\$6,470.79)	\$0.00	(\$1,445.21)	81.74
<b>Subtotal of Element: Revenue</b>		<b>\$0.00</b>	<b>(\$7,916.00)</b>	<b>(\$6,470.79)</b>	<b>\$0.00</b>	<b>(\$1,445.21)</b>	<b>81.74</b>
<b>Subtotal of Element: [Fund] 24154 - Teacher/Principal Training &amp; Recruiting</b>		<b>\$0.00</b>	<b>(\$7,916.00)</b>	<b>(\$6,470.79)</b>	<b>\$0.00</b>	<b>(\$1,445.21)</b>	<b>81.74</b>
24174-0000-41924-0000-001752-0000-00000	Carl D Perkins Secondary - Current-Flow-through Grants From Districts to Charter Schools	\$0.00	(\$7,051.00)	(\$1,318.73)	\$0.00	(\$5,732.27)	18.70
<b>Subtotal of Element: Revenue</b>		<b>\$0.00</b>	<b>(\$7,051.00)</b>	<b>(\$1,318.73)</b>	<b>\$0.00</b>	<b>(\$5,732.27)</b>	<b>18.70</b>
<b>Subtotal of Element: [Fund] 24174 - Carl D Perkins Secondary - Current</b>		<b>\$0.00</b>	<b>(\$7,051.00)</b>	<b>(\$1,318.73)</b>	<b>\$0.00</b>	<b>(\$5,732.27)</b>	<b>18.70</b>



24176-0000-41924-0000-001752-0000-00000	Carl D Perkins Secondary - Redistribution-Flow-through Grants From Districts to Charter Schools	\$0.00	(\$16,644.00)	\$0.00	\$0.00	(\$16,644.00)	0.00
<b>Subtotal of Element: Revenue</b>		<b>\$0.00</b>	<b>(\$16,644.00)</b>	<b>\$0.00</b>	<b>\$0.00</b>	<b>(\$16,644.00)</b>	<b>0.00</b>
<b>Subtotal of Element: [Fund] 24176 - Carl D Perkins Secondary - Redistribution</b>		<b>\$0.00</b>	<b>(\$16,644.00)</b>	<b>\$0.00</b>	<b>\$0.00</b>	<b>(\$16,644.00)</b>	<b>0.00</b>
24190-0000-41924-0000-001752-0000-00000	Comprehensive Support and Improvement (CSI)-Flow-through Grants From Districts to Charter Schools	\$0.00	\$0.00	(\$8,503.64)	\$0.00	\$8,503.64	0.00
<b>Subtotal of Element: Revenue</b>		<b>\$0.00</b>	<b>\$0.00</b>	<b>(\$8,503.64)</b>	<b>\$0.00</b>	<b>\$8,503.64</b>	<b>0.00</b>
<b>Subtotal of Element: [Fund] 24190 - Comprehensive Support and Improvement (CSI)</b>		<b>\$0.00</b>	<b>\$0.00</b>	<b>(\$8,503.64)</b>	<b>\$0.00</b>	<b>\$8,503.64</b>	<b>0.00</b>
24191-0000-41924-0000-001752-0000-00000	Title I - HS Redesign-Flow-through Grants From Districts to Charter Schools	\$0.00	\$0.00	(\$21,139.38)	\$0.00	\$21,139.38	0.00
<b>Subtotal of Element: Revenue</b>		<b>\$0.00</b>	<b>\$0.00</b>	<b>(\$21,139.38)</b>	<b>\$0.00</b>	<b>\$21,139.38</b>	<b>0.00</b>
<b>Subtotal of Element: [Fund] 24191 - Title I - HS Redesign</b>		<b>\$0.00</b>	<b>\$0.00</b>	<b>(\$21,139.38)</b>	<b>\$0.00</b>	<b>\$21,139.38</b>	<b>0.00</b>
24301-0000-41924-0000-001752-0000-00000	CARES Act - Revenue	\$0.00	\$0.00	(\$705.90)	\$0.00	\$705.90	0.00
<b>Subtotal of Element: Revenue</b>		<b>\$0.00</b>	<b>\$0.00</b>	<b>(\$705.90)</b>	<b>\$0.00</b>	<b>\$705.90</b>	<b>0.00</b>
<b>Subtotal of Element: [Fund] 24301 - CARES Act</b>		<b>\$0.00</b>	<b>\$0.00</b>	<b>(\$705.90)</b>	<b>\$0.00</b>	<b>\$705.90</b>	<b>0.00</b>
24308-0000-41924-0000-001752-0000-00000	CRRSA, ESSER II-Flow-through Grants From Districts to Charter Schools	\$0.00	(\$274,937.00)	\$0.00	\$0.00	(\$274,937.00)	0.00
<b>Subtotal of Element: Revenue</b>		<b>\$0.00</b>	<b>(\$274,937.00)</b>	<b>\$0.00</b>	<b>\$0.00</b>	<b>(\$274,937.00)</b>	<b>0.00</b>
<b>Subtotal of Element: [Fund] 24308 - CRRSA, ESSER II</b>		<b>\$0.00</b>	<b>(\$274,937.00)</b>	<b>\$0.00</b>	<b>\$0.00</b>	<b>(\$274,937.00)</b>	<b>0.00</b>
24312-0000-41924-0000-001752-0000-00000	ESSER CRRSA Retention Stipend-Flow-through Grants From Districts to Charter Schools	\$0.00	(\$2,068.00)	\$0.00	\$0.00	(\$2,068.00)	0.00
<b>Subtotal of Element: Revenue</b>		<b>\$0.00</b>	<b>(\$2,068.00)</b>	<b>\$0.00</b>	<b>\$0.00</b>	<b>(\$2,068.00)</b>	<b>0.00</b>
<b>Subtotal of Element: [Fund] 24312 - ESSER CRRSA Retention Stipend</b>		<b>\$0.00</b>	<b>(\$2,068.00)</b>	<b>\$0.00</b>	<b>\$0.00</b>	<b>(\$2,068.00)</b>	<b>0.00</b>
27107-0000-43202-0000-001752-0000-00000	Library GO Bonds-State Flow-through Grant	\$0.00	(\$2,778.00)	\$0.00	\$0.00	(\$2,778.00)	0.00
27107-0000-43204-0000-001752-0000-00000	Library GO Bonds-Prior Year Balances	\$0.00	(\$3,618.00)	\$0.00	\$0.00	(\$3,618.00)	0.00
<b>Subtotal of Element: Revenue</b>		<b>\$0.00</b>	<b>(\$6,396.00)</b>	<b>\$0.00</b>	<b>\$0.00</b>	<b>(\$6,396.00)</b>	<b>0.00</b>
<b>Subtotal of Element: [Fund] 27107 - Library GO Bonds</b>		<b>\$0.00</b>	<b>(\$6,396.00)</b>	<b>\$0.00</b>	<b>\$0.00</b>	<b>(\$6,396.00)</b>	<b>0.00</b>
27502-0000-41924-0000-001752-0000-00000	Student Advisement Plan-Flow-through Grants From Districts to Charter Schools	\$0.00	(\$18,810.00)	(\$32,893.15)	\$0.00	\$14,083.15	174.87
<b>Subtotal of Element: Revenue</b>		<b>\$0.00</b>	<b>(\$18,810.00)</b>	<b>(\$32,893.15)</b>	<b>\$0.00</b>	<b>\$14,083.15</b>	<b>174.87</b>

<b>Subtotal of Element: [Fund] 27502 - Student Advisement Plan</b>		<b>\$0.00</b>	<b>(\$18,810.00)</b>	<b>(\$32,893.15)</b>	<b>\$0.00</b>	<b>\$14,083.15</b>	<b>174.87</b>
29102-0000-43214-0000-001752-0000-61005	Private Dir Grants (Categorical)-Inter-Governmental Contract Revenue/REC	\$0.00	\$0.00	(\$54,261.88)	\$0.00	\$54,261.88	0.00
<b>Subtotal of Element: Revenue</b>		<b>\$0.00</b>	<b>\$0.00</b>	<b>(\$54,261.88)</b>	<b>\$0.00</b>	<b>\$54,261.88</b>	<b>0.00</b>
<b>Subtotal of Element: [Fund] 29102 - Private Dir Grants (Categorical)</b>		<b>\$0.00</b>	<b>\$0.00</b>	<b>(\$54,261.88)</b>	<b>\$0.00</b>	<b>\$54,261.88</b>	<b>0.00</b>
31200-0000-43209-0000-001752-0000-00000	Public School Capital Outlay-PSCOC Awards	\$0.00	\$0.00	(\$41,007.50)	\$0.00	\$41,007.50	0.00
<b>Subtotal of Element: Revenue</b>		<b>\$0.00</b>	<b>\$0.00</b>	<b>(\$41,007.50)</b>	<b>\$0.00</b>	<b>\$41,007.50</b>	<b>0.00</b>
<b>Subtotal of Element: [Fund] 31200 - Public School Capital Outlay</b>		<b>\$0.00</b>	<b>\$0.00</b>	<b>(\$41,007.50)</b>	<b>\$0.00</b>	<b>\$41,007.50</b>	<b>0.00</b>
31400-0000-43202-0000-001752-0000-00000	Special Capital Outlay-State-State Flow-through Grant	\$0.00	(\$175,000.00)	\$0.00	\$0.00	(\$175,000.00)	0.00
31400-0000-43204-0000-001752-0000-00000	Special Capital Outlay-State-Prior Year Balances	\$0.00	(\$145,000.00)	\$0.00	\$0.00	(\$145,000.00)	0.00
<b>Subtotal of Element: Revenue</b>		<b>\$0.00</b>	<b>(\$320,000.00)</b>	<b>\$0.00</b>	<b>\$0.00</b>	<b>(\$320,000.00)</b>	<b>0.00</b>
<b>Subtotal of Element: [Fund] 31400 - Special Capital Outlay-State</b>		<b>\$0.00</b>	<b>(\$320,000.00)</b>	<b>\$0.00</b>	<b>\$0.00</b>	<b>(\$320,000.00)</b>	<b>0.00</b>
31600-0000-41110-0000-001752-0000-00000	Capital Improvements HB-33-Ad Valorem Taxes - School District	(\$1,259.52)	(\$142,061.00)	(\$4,652.78)	\$0.00	(\$137,408.22)	3.27
<b>Subtotal of Element: Revenue</b>		<b>(\$1,259.52)</b>	<b>(\$142,061.00)</b>	<b>(\$4,652.78)</b>	<b>\$0.00</b>	<b>(\$137,408.22)</b>	<b>3.28</b>
<b>Subtotal of Element: [Fund] 31600 - Capital Improvements HB-33</b>		<b>(\$1,259.52)</b>	<b>(\$142,061.00)</b>	<b>(\$4,652.78)</b>	<b>\$0.00</b>	<b>(\$137,408.22)</b>	<b>3.28</b>
31700-0000-43204-0000-001752-0000-00000	Capital Improvements SB-9-Prior Year Balances	\$0.00	(\$4,443.00)	\$0.00	\$0.00	(\$4,443.00)	0.00
<b>Subtotal of Element: Revenue</b>		<b>\$0.00</b>	<b>(\$4,443.00)</b>	<b>\$0.00</b>	<b>\$0.00</b>	<b>(\$4,443.00)</b>	<b>0.00</b>
<b>Subtotal of Element: [Fund] 31700 - Capital Improvements SB-9</b>		<b>\$0.00</b>	<b>(\$4,443.00)</b>	<b>\$0.00</b>	<b>\$0.00</b>	<b>(\$4,443.00)</b>	<b>0.00</b>
31701-0000-41110-0000-001752-0000-00000	Capital Improvements SB-9 Local-Ad Valorem Taxes - School District	(\$627.30)	(\$71,943.00)	(\$2,325.07)	\$0.00	(\$69,617.93)	3.23
<b>Subtotal of Element: Revenue</b>		<b>(\$627.30)</b>	<b>(\$71,943.00)</b>	<b>(\$2,325.07)</b>	<b>\$0.00</b>	<b>(\$69,617.93)</b>	<b>3.23</b>
<b>Subtotal of Element: [Fund] 31701 - Capital Improvements SB-9 Local</b>		<b>(\$627.30)</b>	<b>(\$71,943.00)</b>	<b>(\$2,325.07)</b>	<b>\$0.00</b>	<b>(\$69,617.93)</b>	<b>3.23</b>
31703-0000-43202-0000-001752-0000-00000	SB-9 State Match Cash-State Flow-through Grant	\$0.00	(\$6,066.00)	\$0.00	\$0.00	(\$6,066.00)	0.00
<b>Subtotal of Element: Revenue</b>		<b>\$0.00</b>	<b>(\$6,066.00)</b>	<b>\$0.00</b>	<b>\$0.00</b>	<b>(\$6,066.00)</b>	<b>0.00</b>
<b>Subtotal of Element: [Fund] 31703 - SB-9 State Match Cash</b>		<b>\$0.00</b>	<b>(\$6,066.00)</b>	<b>\$0.00</b>	<b>\$0.00</b>	<b>(\$6,066.00)</b>	<b>0.00</b>
<b>Grand Total</b>		<b>(\$188,408.82)</b>	<b>(\$3,217,018.00)</b>	<b>(\$583,503.68)</b>	<b>\$0.00</b>	<b>(\$2,633,514.32)</b>	<b>18.14</b>

# Health Leadership High School

## Rollup Report

Cycle: FY21-22; 1st Detail Element: Fund; 1st Detail Level: Detailed; 2nd Detail Element: Object; 2nd Detail Level: Highest; 3rd Detail Element: None; 3rd Detail Level: None; 4th Detail Element: None; 4th Detail Level: None; 5th Detail Element: None; 5th Detail Level: None; Account Expression: ([Object] >= "5") ; 1st Subtotal Element: Fund; 1st Subtotal Rollup Level: Detailed; 2nd Subtotal Element: None; 2nd Subtotal Rollup Level: None; 3rd Subtotal Element: None; 3rd Subtotal Rollup Level: None; 4th Subtotal Element: None; 4th Subtotal Rollup Level: None; 5th Subtotal Element: None; 5th Subtotal Rollup Level: None; Begin Date: 08/01/2021; End Date: 08/31/2021; Subtotal on Account Type: No; Include Encumbrances: Yes; Created On: 9/16/2021 10:45:19 AM

Fund	Object	Actuals (Selected Range)	Adopted Budget	Current Budget	Actuals (YTD)	Encumbrances (YTD)	Available	% of Budget
11000 - Operational	51000 - Personnel Services - Compensation	\$82,587.79	\$1,100,066.00	\$1,146,018.00	\$123,339.17	\$877,152.91	\$145,525.92	10.76
11000 - Operational	52000 - Personnel Services - Employee Benefits	\$29,183.96	\$428,033.00	\$425,379.00	\$59,322.02	\$315,919.12	\$50,137.86	13.95
11000 - Operational	53000 - Purchased Professional and Technical Services	\$18,877.43	\$259,995.00	\$259,995.00	\$22,404.44	\$241,057.38	(\$3,466.82)	8.62
11000 - Operational	54000 - Purchased Property Services	\$24,088.49	\$291,973.00	\$291,973.00	\$66,387.97	\$224,123.53	\$1,461.50	22.74
11000 - Operational	55000 - Other Purchased Services	\$9,004.30	\$98,356.00	\$98,356.00	\$25,479.95	\$36,929.62	\$35,946.43	25.91
11000 - Operational	56000 - Supplies	\$1,777.68	\$163,209.00	\$163,209.00	\$24,309.68	\$45,386.77	\$93,512.55	14.89
11000 - Operational	57000 - Property	\$845.75	\$1,996,632.00	\$1,996,978.00	\$845.75	\$556.48	\$1,995,575.77	0.04
<b>Subtotal of Element: [Fund] 11000 - Operational</b>		<b>\$166,365.40</b>	<b>\$4,338,264.00</b>	<b>\$4,381,908.00</b>	<b>\$322,088.98</b>	<b>\$1,741,125.81</b>	<b>\$2,318,693.21</b>	
14000 - Instructional Materials	56000 - Supplies	\$0.00	\$11,000.00	\$11,000.00	\$0.00	\$11,300.00	(\$300.00)	0.00
<b>Subtotal of Element: [Fund] 14000 - Instructional Materials</b>		<b>\$0.00</b>	<b>\$11,000.00</b>	<b>\$11,000.00</b>	<b>\$0.00</b>	<b>\$11,300.00</b>	<b>(\$300.00)</b>	
23000 - Non-Instructional Support	56000 - Supplies	\$0.00	\$2,443.00	\$2,443.00	\$0.00	\$0.00	\$2,443.00	0.00
<b>Subtotal of Element: [Fund] 23000 - Non-Instructional Support</b>		<b>\$0.00</b>	<b>\$2,443.00</b>	<b>\$2,443.00</b>	<b>\$0.00</b>	<b>\$0.00</b>	<b>\$2,443.00</b>	
24101 - Title I - IASA	51000 - Personnel Services - Compensation	\$3,077.62	\$40,009.00	\$40,009.00	\$4,616.43	\$35,392.57	\$0.00	11.54
24101 - Title I - IASA	52000 - Personnel Services - Employee Benefits	\$993.97	\$14,175.00	\$14,175.00	\$2,050.59	\$11,439.26	\$685.15	14.47
24101 - Title I - IASA	53000 - Purchased Professional and Technical Services	\$0.00	\$100.00	\$100.00	\$0.00	\$0.00	\$100.00	0.00
24101 - Title I - IASA	56000 - Supplies	\$0.00	\$1,249.00	\$1,249.00	\$0.00	\$80.00	\$1,169.00	0.00
<b>Subtotal of Element: [Fund] 24101 - Title I - IASA</b>		<b>\$4,071.59</b>	<b>\$55,533.00</b>	<b>\$55,533.00</b>	<b>\$6,667.02</b>	<b>\$46,911.83</b>	<b>\$1,954.15</b>	
24106 - Entitlement IDEA-B	51000 - Personnel Services - Compensation	\$2,367.00	\$30,771.00	\$30,771.00	\$3,550.50	\$27,220.50	\$0.00	11.54
24106 - Entitlement IDEA-B	52000 - Personnel Services - Employee Benefits	\$783.82	\$10,740.00	\$10,740.00	\$1,246.32	\$7,466.12	\$2,027.56	11.60
24106 - Entitlement IDEA-B	56000 - Supplies	\$0.00	\$1,550.00	\$1,550.00	\$0.00	\$1,550.00	\$0.00	0.00
<b>Subtotal of Element: [Fund] 24106 - Entitlement IDEA-B</b>		<b>\$3,150.82</b>	<b>\$43,061.00</b>	<b>\$43,061.00</b>	<b>\$4,796.82</b>	<b>\$36,236.62</b>	<b>\$2,027.56</b>	
24146 - Charter Schools	54000 - Purchased Property Services	\$272.18	\$0.00	\$0.00	\$544.36	\$2,139.58	(\$2,683.94)	
<b>Subtotal of Element: [Fund] 24146 - Charter Schools</b>		<b>\$272.18</b>	<b>\$0.00</b>	<b>\$0.00</b>	<b>\$544.36</b>	<b>\$2,139.58</b>	<b>(\$2,683.94)</b>	
24153 - English Language Acquisition	56000 - Supplies	\$0.00	\$1,825.00	\$1,825.00	\$0.00	\$0.00	\$1,825.00	0.00
<b>Subtotal of Element: [Fund] 24153 - English Language Acquisition</b>		<b>\$0.00</b>	<b>\$1,825.00</b>	<b>\$1,825.00</b>	<b>\$0.00</b>	<b>\$0.00</b>	<b>\$1,825.00</b>	
24154 - Teacher/Principal Training & Recruiting	51000 - Personnel Services - Compensation	\$0.00	\$4,000.00	\$4,000.00	\$1,500.00	\$0.00	\$2,500.00	37.50
24154 - Teacher/Principal Training & Recruiting	52000 - Personnel Services - Employee Benefits	\$0.00	\$994.00	\$994.00	\$112.95	\$0.00	\$881.05	11.36
24154 - Teacher/Principal Training & Recruiting	53000 - Purchased Professional and Technical Services	\$0.00	\$2,922.00	\$2,922.00	\$0.00	\$2,390.00	\$532.00	0.00
<b>Subtotal of Element: [Fund] 24154 - Teacher/Principal Training &amp; Recruiting</b>		<b>\$0.00</b>	<b>\$7,916.00</b>	<b>\$7,916.00</b>	<b>\$1,612.95</b>	<b>\$2,390.00</b>	<b>\$3,913.05</b>	

24174 - Carl D Perkins Secondary - Current	51000 - Personnel Services - Compensation	\$0.00	\$3,000.00	\$3,000.00	\$0.00	\$0.00	\$3,000.00	0.00
24174 - Carl D Perkins Secondary - Current	52000 - Personnel Services - Employee Benefits	\$0.00	\$733.00	\$733.00	\$0.00	\$0.00	\$733.00	0.00
24174 - Carl D Perkins Secondary - Current	53000 - Purchased Professional and Technical Services	\$0.00	\$1,519.00	\$1,519.00	\$0.00	\$0.00	\$1,519.00	0.00
24174 - Carl D Perkins Secondary - Current	55000 - Other Purchased Services	\$0.00	\$280.00	\$280.00	\$0.00	\$0.00	\$280.00	0.00
24174 - Carl D Perkins Secondary - Current	56000 - Supplies	\$0.00	\$1,519.00	\$1,519.00	\$0.00	\$0.00	\$1,519.00	0.00
<b>Subtotal of Element: [Fund] 24174 - Carl D Perkins Secondary - Current</b>		<b>\$0.00</b>	<b>\$7,051.00</b>	<b>\$7,051.00</b>	<b>\$0.00</b>	<b>\$0.00</b>	<b>\$7,051.00</b>	
24176 - Carl D Perkins Secondary - Redistribution	53000 - Purchased Professional and Technical Services	\$0.00	\$16,644.00	\$3,599.00	\$2,276.55	\$0.00	\$1,322.45	63.26
24176 - Carl D Perkins Secondary - Redistribution	57000 - Property	\$0.00		\$13,045.00	\$13,122.25	\$0.00	(\$77.25)	100.59
<b>Subtotal of Element: [Fund] 24176 - Carl D Perkins Secondary - Redistribution</b>		<b>\$0.00</b>	<b>\$16,644.00</b>	<b>\$16,644.00</b>	<b>\$15,398.80</b>	<b>\$0.00</b>	<b>\$1,245.20</b>	
24191 - Title I - HS Redesign	53000 - Purchased Professional and Technical Services	\$0.00	\$0.00	\$0.00	\$0.00	\$50.00	(\$50.00)	
24191 - Title I - HS Redesign	56000 - Supplies	\$0.00	\$0.00	\$0.00	\$0.00	\$69.75	(\$69.75)	
<b>Subtotal of Element: [Fund] 24191 - Title I - HS Redesign</b>		<b>\$0.00</b>	<b>\$0.00</b>	<b>\$0.00</b>	<b>\$0.00</b>	<b>\$119.75</b>	<b>(\$119.75)</b>	
24307 - Social Emotional Learning	53000 - Purchased Professional and Technical Services	\$1,800.00		\$0.00	\$1,800.00	\$1,000.00	(\$2,800.00)	
24307 - Social Emotional Learning	56000 - Supplies	\$500.11		\$0.00	\$7,309.36	\$15.09	(\$7,324.45)	
<b>Subtotal of Element: [Fund] 24307 - Social Emotional Learning</b>		<b>\$2,300.11</b>		<b>\$0.00</b>	<b>\$9,109.36</b>	<b>\$1,015.09</b>	<b>(\$10,124.45)</b>	
24308 - CRRSA, ESSER II	51000 - Personnel Services - Compensation	\$13,384.54	\$198,886.00	\$198,886.00	\$28,149.52	\$132,044.84	\$38,691.64	14.15
24308 - CRRSA, ESSER II	52000 - Personnel Services - Employee Benefits	\$4,139.21	\$72,770.00	\$72,770.00	\$9,042.01	\$47,484.38	\$16,243.61	12.43
24308 - CRRSA, ESSER II	56000 - Supplies	\$0.00	\$3,281.00	\$3,281.00	\$3,281.35	\$0.00	(\$0.35)	100.01
<b>Subtotal of Element: [Fund] 24308 - CRRSA, ESSER II</b>		<b>\$17,523.75</b>	<b>\$274,937.00</b>	<b>\$274,937.00</b>	<b>\$40,472.88</b>	<b>\$179,529.22</b>	<b>\$54,934.90</b>	
24312 - ESSER CRRSA Retention Stipend	51000 - Personnel Services - Compensation	\$0.00		\$2,068.00	\$400.00	\$0.00	\$1,668.00	19.34
<b>Subtotal of Element: [Fund] 24312 - ESSER CRRSA Retention Stipend</b>		<b>\$0.00</b>		<b>\$2,068.00</b>	<b>\$400.00</b>	<b>\$0.00</b>	<b>\$1,668.00</b>	
24330 - CRRSA, ESSER III	53000 - Purchased Professional and Technical Services	\$0.00		\$0.00	\$0.00	\$35,394.00	(\$35,394.00)	
24330 - CRRSA, ESSER III	56000 - Supplies	\$0.00		\$0.00	\$0.00	\$94.90	(\$94.90)	
<b>Subtotal of Element: [Fund] 24330 - CRRSA, ESSER III</b>		<b>\$0.00</b>		<b>\$0.00</b>	<b>\$0.00</b>	<b>\$35,488.90</b>	<b>(\$35,488.90)</b>	
27107 - Library GO Bonds	56000 - Supplies	\$0.00	\$2,778.00	\$2,778.00	\$0.00	\$0.00	\$2,778.00	0.00
27107 - Library GO Bonds	57000 - Property	\$0.00	\$3,618.00	\$3,618.00	\$0.00	\$0.00	\$3,618.00	0.00
<b>Subtotal of Element: [Fund] 27107 - Library GO Bonds</b>		<b>\$0.00</b>	<b>\$6,396.00</b>	<b>\$6,396.00</b>	<b>\$0.00</b>	<b>\$0.00</b>	<b>\$6,396.00</b>	
27109 - Instructional Materials	56000 - Supplies	\$0.00	\$7,737.00	\$7,737.00	\$44.74	\$112.25	\$7,580.01	0.58
<b>Subtotal of Element: [Fund] 27109 - Instructional Materials</b>		<b>\$0.00</b>	<b>\$7,737.00</b>	<b>\$7,737.00</b>	<b>\$44.74</b>	<b>\$112.25</b>	<b>\$7,580.01</b>	
27502 - Student Advisement Plan	51000 - Personnel Services - Compensation	\$0.00	\$1,500.00	\$1,500.00	\$0.00	\$0.00	\$1,500.00	0.00
27502 - Student Advisement Plan	52000 - Personnel Services - Employee Benefits	\$0.00	\$373.00	\$373.00	\$0.00	\$0.00	\$373.00	0.00
27502 - Student Advisement Plan	53000 - Purchased Professional and Technical Services	\$0.00	\$16,937.00	\$16,937.00	\$0.00	\$0.00	\$16,937.00	0.00
27502 - Student Advisement Plan	56000 - Supplies	\$0.00	\$0.00	\$0.00	\$0.00	\$28.66	(\$28.66)	
<b>Subtotal of Element: [Fund] 27502 - Student Advisement Plan</b>		<b>\$0.00</b>	<b>\$18,810.00</b>	<b>\$18,810.00</b>	<b>\$0.00</b>	<b>\$28.66</b>	<b>\$18,781.34</b>	

29102 - Private Dir Grants (Categorical)	51000 - Personnel Services - Compensation	(\$1,888.34)		\$0.00	\$0.00	\$0.00	\$0.00	
29102 - Private Dir Grants (Categorical)	52000 - Personnel Services - Employee Benefits	(\$461.66)		\$0.00	\$0.00	\$0.00	\$0.00	
29102 - Private Dir Grants (Categorical)	55000 - Other Purchased Services	\$0.00		\$0.00	\$5,000.00	\$0.00	(\$5,000.00)	
29102 - Private Dir Grants (Categorical)	56000 - Supplies	\$0.00	\$4,000.00	\$4,000.00	\$0.00	\$0.00	\$4,000.00	0.00
29102 - Private Dir Grants (Categorical)	57000 - Property	\$0.00	\$36,669.00	\$36,669.00	\$0.00	\$0.00	\$36,669.00	0.00
<b>Subtotal of Element: [Fund] 29102 - Private Dir Grants (Categorical)</b>		<b>(\$2,350.00)</b>	<b>\$40,669.00</b>	<b>\$40,669.00</b>	<b>\$5,000.00</b>	<b>\$0.00</b>	<b>\$35,669.00</b>	
31400 - Special Capital Outlay-State	53000 - Purchased Professional and Technical Services	\$0.00	\$20,200.00	\$20,200.00	\$0.00	\$0.00	\$20,200.00	0.00
31400 - Special Capital Outlay-State	54000 - Purchased Property Services	\$0.00	\$150,000.00	\$150,000.00	\$0.00	\$21,791.76	\$128,208.24	0.00
31400 - Special Capital Outlay-State	57000 - Property	\$0.00	\$149,800.00	\$149,800.00	\$0.00	\$0.00	\$149,800.00	0.00
<b>Subtotal of Element: [Fund] 31400 - Special Capital Outlay-State</b>		<b>\$0.00</b>	<b>\$320,000.00</b>	<b>\$320,000.00</b>	<b>\$0.00</b>	<b>\$21,791.76</b>	<b>\$298,208.24</b>	
31600 - Capital Improvements HB-33	53000 - Purchased Professional and Technical Services	\$12.59	\$2,131.00	\$5,862.00	\$46.90	\$0.00	\$5,815.10	0.80
31600 - Capital Improvements HB-33	57000 - Property	\$0.00	\$782,380.00	\$782,380.00	\$0.00	\$0.00	\$782,380.00	0.00
<b>Subtotal of Element: [Fund] 31600 - Capital Improvements HB-33</b>		<b>\$12.59</b>	<b>\$784,511.00</b>	<b>\$788,242.00</b>	<b>\$46.90</b>	<b>\$0.00</b>	<b>\$788,195.10</b>	
31700 - Capital Improvements SB-9	57000 - Property	\$0.00	\$4,443.00	\$4,443.00	\$0.00	\$0.00	\$4,443.00	0.00
<b>Subtotal of Element: [Fund] 31700 - Capital Improvements SB-9</b>		<b>\$0.00</b>	<b>\$4,443.00</b>	<b>\$4,443.00</b>	<b>\$0.00</b>	<b>\$0.00</b>	<b>\$4,443.00</b>	
31701 - Capital Improvements SB-9 Local	53000 - Purchased Professional and Technical Services	\$6.27	\$1,080.00	\$1,080.00	\$23.44	\$0.00	\$1,056.56	2.17
31701 - Capital Improvements SB-9 Local	57000 - Property	\$0.00	\$449,772.00	\$449,772.00	\$9.75	\$0.00	\$449,762.25	0.00
<b>Subtotal of Element: [Fund] 31701 - Capital Improvements SB-9 Local</b>		<b>\$6.27</b>	<b>\$450,852.00</b>	<b>\$450,852.00</b>	<b>\$33.19</b>	<b>\$0.00</b>	<b>\$450,818.81</b>	
31703 - SB-9 State Match Cash	57000 - Property	\$0.00	\$11,818.00	\$11,818.00	\$0.00	\$0.00	\$11,818.00	0.00
<b>Subtotal of Element: [Fund] 31703 - SB-9 State Match Cash</b>		<b>\$0.00</b>	<b>\$11,818.00</b>	<b>\$11,818.00</b>	<b>\$0.00</b>	<b>\$0.00</b>	<b>\$11,818.00</b>	
<b>Grand Total</b>		<b>\$191,352.71</b>	<b>\$6,403,910.00</b>	<b>\$6,453,353.00</b>	<b>\$406,216.00</b>	<b>\$2,078,189.47</b>	<b>\$3,968,947.53</b>	

# Health Leadership High School

## Account Summary Report

Cycle: FY21-22; Begin Date: 08/01/2021; End Date: 08/31/2021; Account Type: Expenditure; Subtotal Elements: Fund,Function; Account Expression: [All]; Subtotal By Account Type: Yes; Include Unposted Transactions: No; Created On: 9/16/2021 10:15:24 AM

Account Code	Description	Actual (Date Range)	Budget (YTD)	Actual (YTD)	Encumbrance (YTD)	Available (YTD)	% of Budget
11000-1000-51100-0000-001752-1611-00000	Operational-Salaries Expense	\$0.00	\$10,000.00	\$0.00	\$0.00	\$10,000.00	0.00
11000-1000-51100-1010-001752-1411-00000	Salaries Expense: Teachers-Grades 1-12	\$31,341.42	\$435,834.00	\$42,794.78	\$328,038.77	\$65,000.45	9.81
11000-1000-51100-2000-001752-1412-00000	Salaries Expense: Teachers- Special Education	\$7,472.08	\$97,138.00	\$11,208.12	\$85,929.13	\$0.75	11.53
11000-1000-51100-4025-001752-1412-00000	Operational-Salaries Expense	\$1,744.40	\$22,677.00	\$2,616.60	\$20,060.67	(\$0.27)	11.53
11000-1000-51100-4040-001752-1411-00000	Operational-Salaries Expense	\$2,095.31	\$28,854.00	\$2,922.68	\$22,430.46	\$3,500.86	10.12
11000-1000-51100-4040-001752-1412-00000	Operational-Salaries Expense	\$227.60	\$2,958.00	\$341.40	\$2,617.35	(\$0.75)	11.54
11000-1000-51300-1010-001752-1411-00000	Operational-Additional Compensation	\$0.00	\$3,000.00	\$1,500.00	\$0.00	\$1,500.00	50.00
11000-1000-51300-9000-001752-1618-00000	Operational-Additional Compensation	\$0.00	\$4,500.00	\$0.00	\$0.00	\$4,500.00	0.00
11000-1000-52111-0000-001752-0000-00000	Educational Retirement	\$0.00	\$9,848.00	\$0.00	\$0.00	\$9,848.00	0.00
11000-1000-52111-1010-001752-0000-00000	Operational-Educational Retirement	\$4,748.21	\$56,181.00	\$6,483.38	\$49,697.40	\$0.22	11.54
11000-1000-52111-2000-001752-0000-00000	Operational-Educational Retirement	\$1,132.02	\$14,717.00	\$1,698.03	\$13,018.16	\$0.81	11.53
11000-1000-52111-4025-001752-0000-00000	Operational-Educational Retirement	\$264.28	\$3,435.00	\$396.42	\$3,039.22	(\$0.64)	11.54
11000-1000-52111-4040-001752-0000-00000	Operational-Educational Retirement	\$351.92	\$4,819.00	\$494.51	\$3,794.98	\$529.51	10.26
11000-1000-52111-9000-001752-0000-00000	Operational-Educational Retirement	\$0.00	\$682.00	\$0.00	\$0.00	\$682.00	0.00
11000-1000-52112-0000-001752-0000-00000	ERA - Retiree Health	\$0.00	\$1,300.00	\$0.00	\$0.00	\$1,300.00	0.00
11000-1000-52112-1010-001752-0000-00000	Operational-ERA - Retiree Health	\$626.87	\$7,418.00	\$855.94	\$6,561.33	\$0.73	11.53
11000-1000-52112-2000-001752-0000-00000	Operational-ERA - Retiree Health	\$149.44	\$1,943.00	\$224.16	\$1,718.55	\$0.29	11.53
11000-1000-52112-4025-001752-0000-00000	Operational-ERA - Retiree Health	\$34.88	\$453.00	\$52.32	\$401.12	(\$0.44)	11.54
11000-1000-52112-4040-001752-0000-00000	Operational-ERA - Retiree Health	\$46.45	\$637.00	\$65.28	\$500.85	\$70.87	10.24
11000-1000-52112-9000-001752-0000-00000	Operational-ERA - Retiree Health	\$0.00	\$90.00	\$0.00	\$0.00	\$90.00	0.00
11000-1000-52210-0000-001752-0000-00000	FICA Payments	\$0.00	\$4,030.00	\$0.00	\$0.00	\$4,030.00	0.00
11000-1000-52210-1010-001752-0000-00000	Operational-FICA Payments	\$1,824.42	\$21,533.00	\$2,626.06	\$18,817.17	\$89.77	12.19
11000-1000-52210-2000-001752-0000-00000	Operational-FICA Payments	\$413.10	\$4,364.00	\$601.54	\$3,435.28	\$327.18	13.78
11000-1000-52210-4025-001752-0000-00000	Operational-FICA Payments	\$100.70	\$1,309.00	\$154.78	\$1,154.32	(\$0.10)	11.82
11000-1000-52210-4040-001752-0000-00000	Operational-FICA Payments	\$134.12	\$2,012.00	\$190.21	\$1,277.59	\$544.20	9.45
11000-1000-52210-9000-001752-0000-00000	Operational-FICA Payments	\$0.00	\$279.00	\$0.00	\$0.00	\$279.00	0.00
11000-1000-52220-0000-001752-0000-00000	Medicare Payments	\$0.00	\$945.00	\$0.00	\$0.00	\$945.00	0.00
11000-1000-52220-1010-001752-0000-00000	Operational-Medicare Payments	\$426.67	\$5,036.00	\$614.16	\$4,400.71	\$21.13	12.19
11000-1000-52220-2000-001752-0000-00000	Operational-Medicare Payments	\$96.60	\$1,251.00	\$140.67	\$1,110.31	\$0.02	11.24
11000-1000-52220-4025-001752-0000-00000	Operational-Medicare Payments	\$23.56	\$366.00	\$36.21	\$270.07	\$59.72	9.89
11000-1000-52220-4040-001752-0000-00000	Operational-Medicare Payments	\$31.38	\$941.00	\$44.48	\$334.62	\$561.90	4.72
11000-1000-52220-9000-001752-0000-00000	Operational-Medicare Payments	\$0.00	\$66.00	\$0.00	\$0.00	\$66.00	0.00
11000-1000-52311-0000-001752-0000-00000	Health and Medical Premiums	\$0.00	\$7,682.00	\$0.00	\$0.00	\$7,682.00	0.00
11000-1000-52311-1010-001752-0000-00000	Operational-Health and Medical Premiums	\$2,848.02	\$35,731.00	\$2,848.02	\$32,882.61	\$0.37	7.97
11000-1000-52311-2000-001752-0000-00000	Operational-Health and Medical Premiums	\$1,148.06	\$14,845.00	\$2,136.36	\$12,708.54	\$0.10	14.39
11000-1000-52311-4025-001752-0000-00000	Operational-Health and Medical Premiums	\$170.56	\$2,217.00	\$170.56	\$2,046.72	(\$0.28)	7.69
11000-1000-52311-4040-001752-0000-00000	Operational-Health and Medical Premiums	\$233.36	\$2,956.00	\$285.38	\$2,670.92	(\$0.30)	9.65
11000-1000-52312-0000-001752-0000-00000	Life	\$0.00	\$257.00	\$0.00	\$0.00	\$257.00	0.00

11000-1000-52312-1010-001752-0000-00000	Operational-Life	\$10.16	\$446.00	\$15.16	\$429.98	\$0.86	3.39
11000-1000-52312-2000-001752-0000-00000	Operational-Life	\$7.26	\$91.00	\$9.76	\$80.99	\$0.25	10.72
11000-1000-52312-4025-001752-0000-00000	Operational-Life	\$1.58	\$20.00	\$1.58	\$18.96	(\$0.54)	7.90
11000-1000-52312-4040-001752-0000-00000	Operational-Life	\$2.34	\$29.00	\$2.73	\$26.91	(\$0.64)	9.41
11000-1000-52313-0000-001752-0000-00000	Dental	\$0.00	\$386.00	\$0.00	\$0.00	\$386.00	0.00
11000-1000-52313-1010-001752-0000-00000	Operational-Dental	\$97.36	\$1,255.00	\$97.36	\$1,128.36	\$29.28	7.75
11000-1000-52313-2000-001752-0000-00000	Operational-Dental	\$56.14	\$727.00	\$104.90	\$621.23	\$0.87	14.42
11000-1000-52313-4025-001752-0000-00000	Operational-Dental	\$9.80	\$127.00	\$9.80	\$117.60	(\$0.40)	7.71
11000-1000-52313-4040-001752-0000-00000	Operational-Dental	\$9.28	\$288.00	\$11.84	\$106.26	\$169.90	4.11
11000-1000-52314-0000-001752-0000-00000	Vision	\$0.00	\$128.00	\$0.00	\$0.00	\$128.00	0.00
11000-1000-52314-1010-001752-0000-00000	Operational-Vision	\$15.87	\$299.00	\$15.87	\$182.21	\$100.92	5.30
11000-1000-52314-2000-001752-0000-00000	Operational-Vision	\$9.68	\$126.00	\$17.74	\$107.29	\$0.97	14.07
11000-1000-52314-4025-001752-0000-00000	Operational-Vision	\$0.00	\$50.00	\$0.00	\$0.00	\$50.00	0.00
11000-1000-52314-4040-001752-0000-00000	Operational-Vision	\$1.46	\$43.00	\$1.88	\$16.58	\$24.54	4.37
11000-1000-52315-0000-001752-0000-00000	Disability	\$0.00	\$360.00	\$0.00	\$0.00	\$360.00	0.00
11000-1000-52315-1010-001752-0000-00000	Operational-Disability	\$28.24	\$707.00	\$28.24	\$325.01	\$353.75	3.99
11000-1000-52315-2000-001752-0000-00000	Operational-Disability	\$13.62	\$202.00	\$27.24	\$149.82	\$24.94	13.48
11000-1000-52315-4025-001752-0000-00000	Operational-Disability	\$0.00	\$114.00	\$0.00	\$0.00	\$114.00	0.00
11000-1000-52315-4040-001752-0000-00000	Operational-Disability	\$2.22	\$207.00	\$2.94	\$25.17	\$178.89	1.42
11000-1000-52500-0000-001752-0000-00000	Unemployment Compensation	\$0.00	\$94.00	\$0.00	\$0.00	\$94.00	0.00
11000-1000-52500-1010-001752-0000-00000	Operational-Unemployment Compensation	\$32.66	\$522.00	\$32.66	\$488.89	\$0.45	6.25
11000-1000-52500-2000-001752-0000-00000	Operational-Unemployment Compensation	\$9.10	\$118.00	\$9.10	\$108.38	\$0.52	7.71
11000-1000-52500-4025-001752-0000-00000	Operational-Unemployment Compensation	\$0.00	\$25.00	\$0.00	\$25.57	(\$0.57)	0.00
11000-1000-52500-4040-001752-0000-00000	Operational-Unemployment Compensation	\$2.22	\$38.00	\$2.22	\$36.38	(\$0.60)	5.84
11000-1000-52710-0000-001752-0000-00000	Workers Compensation Premium	\$0.00	\$51.00	\$51.00	\$0.00	\$0.00	100.00
11000-1000-52710-1010-001752-0000-00000	Operational-Workers Compensation Premium	\$0.00	\$6,045.00	\$6,045.00	\$0.00	\$0.00	100.00
11000-1000-52710-2000-001752-0000-00000	Operational-Workers Compensation Premium	\$0.00	\$1,390.00	\$1,390.00	\$0.00	\$0.00	100.00
11000-1000-52710-4025-001752-0000-00000	Operational-Workers Compensation Premium	\$0.00	\$404.00	\$404.00	\$0.00	\$0.00	100.00
11000-1000-52710-4040-001752-0000-00000	Operational-Workers Compensation Premium	\$0.00	\$1,154.00	\$1,154.00	\$0.00	\$0.00	100.00
11000-1000-52720-0000-001752-0000-00000	Workers Compensation Employer's Fee	\$0.00	\$10.00	\$0.00	\$0.00	\$10.00	0.00
11000-1000-52720-1010-001752-0000-00000	Operational-Workers Compensation Employer's Fee	\$5.48	\$66.00	\$5.48	\$60.19	\$0.33	8.30
11000-1000-52720-2000-001752-0000-00000	Operational-Workers Compensation Employer's Fee	\$1.06	\$13.00	\$1.06	\$11.67	\$0.27	8.15
11000-1000-52720-4025-001752-0000-00000	Operational-Workers Compensation Employer's Fee	\$0.23	\$2.00	\$0.23	\$2.59	(\$0.82)	11.50
11000-1000-52720-4040-001752-0000-00000	Operational-Workers Compensation Employer's Fee	\$0.36	\$4.00	\$0.36	\$3.89	(\$0.25)	9.00
11000-1000-53330-1010-001752-0000-00000	Operational-Professional Development	\$0.00	\$15,116.00	\$0.00	\$116.00	\$15,000.00	0.00
11000-1000-53711-1010-001752-0000-00000	Operational-Other Charges	\$0.00	\$5,750.00	\$100.00	\$5,688.00	(\$38.00)	1.73
11000-1000-53711-9000-001752-0000-00000	Operational-Other Charges	\$0.00	\$3,073.00	\$0.00	\$100.00	\$2,973.00	0.00
11000-1000-53711-9000-001752-0000-60003	Operational-Other Charges	\$0.00	\$0.00	\$0.00	\$3,073.00	(\$3,073.00)	0.00
11000-1000-54311-1010-001752-0000-00000	Operational-Maintenance & Repair Furniture/Fixtures/Equipment	\$0.00	\$0.00	\$25.00	\$999.00	(\$1,024.00)	0.00
11000-1000-54630-1010-001752-0000-00000	Rental - Computers and Related Equipment	\$0.00	\$0.00	\$0.00	\$2,280.41	(\$2,280.41)	0.00
11000-1000-55817-1010-001752-0000-00000	Operational-Student Travel	\$0.00	\$6,000.00	\$0.00	\$0.00	\$6,000.00	0.00

11000-1000-55915-1010-001752-0000-00000	Operational-Other Contract Services	\$148.47	\$9,000.00	\$295.58	\$1,125.03	\$7,579.39	3.28
11000-1000-56112-1010-001752-0000-00000	Operational-Other Textbooks	\$0.00	\$26,458.00	\$0.00	\$200.00	\$26,258.00	0.00
11000-1000-56113-1010-001752-0000-00000	Operational-Software	\$0.00	\$11,448.00	\$5,968.65	\$0.00	\$5,479.35	52.13
11000-1000-56118-1010-001752-0000-00000	Operational-General Supplies and Materials	\$346.68	\$10,000.00	\$346.68	\$1,253.32	\$8,400.00	3.46
11000-1000-56118-4040-001752-0000-00000	Operational-General Supplies and Materials	\$0.00	\$55,000.00	\$0.00	\$0.00	\$55,000.00	0.00
11000-1000-56118-9000-001752-0000-00000	Operational-General Supplies and Materials	\$0.00	\$4,000.00	\$0.00	\$0.00	\$4,000.00	0.00
11000-1000-57331-1010-001752-0000-00000	Operational-Fixed Assets (More Than \$5,000)	\$0.00	\$500,000.00	\$0.00	\$0.00	\$500,000.00	0.00
11000-1000-57332-1010-001752-0000-00000	Operational-Supply Assets (\$5,000 or Less)	\$0.00	\$2,500.00	\$0.00	\$556.48	\$1,943.52	0.00
<b>Subtotal of Element: Expenditure</b>		<b>\$58,496.70</b>	<b>\$1,476,190.00</b>	<b>\$97,680.11</b>	<b>\$638,382.02</b>	<b>\$740,127.87</b>	<b>6.62</b>
<b>Subtotal of Element: [Function] 1000 - Instruction</b>		<b>\$58,496.70</b>	<b>\$1,476,190.00</b>	<b>\$97,680.11</b>	<b>\$638,382.02</b>	<b>\$740,127.87</b>	<b>6.62</b>
11000-2100-51100-0000-001752-1211-00000	Salaries Expense: Coordinator/Subject Matter Specialist	\$5,990.38	\$77,875.00	\$11,980.76	\$65,894.24	\$0.00	15.38
11000-2100-51100-0000-001752-1216-00000	Operational-Salaries Expense	\$788.46	\$6,996.00	\$1,576.92	\$8,673.08	(\$3,254.00)	22.54
11000-2100-51100-0000-001752-1217-00000	Salaries Expense: Secretarial/Clerical/Technical Assistants	\$1,576.92	\$44,705.00	\$3,153.84	\$17,346.16	\$24,205.00	7.05
11000-2100-51100-2000-001752-1211-00000	Operational-Salaries Expense	\$0.00	\$18,791.00	\$0.00	\$0.00	\$18,791.00	0.00
11000-2100-51100-2000-001752-1214-00000	Operational-Salaries Expense	\$1,521.44	\$75,040.00	\$2,874.90	\$66,122.70	\$6,042.40	3.83
11000-2100-51100-4025-001752-1211-00000	Operational-Salaries Expense	\$5,529.24	\$71,880.00	\$8,293.86	\$63,586.14	\$0.00	11.53
11000-2100-51100-4025-001752-1214-00000	Operational-Salaries Expense	\$4,060.38	\$35,190.00	\$4,060.38	\$31,129.62	\$0.00	11.53
11000-2100-51300-0000-001752-1216-00000	Operational-Additional Compensation	\$0.00	\$2,500.00	\$0.00	\$0.00	\$2,500.00	0.00
11000-2100-51300-2000-001752-1214-00000	Operational-Additional Compensation	\$3,606.52	\$2,000.00	\$3,606.52	\$0.00	(\$1,606.52)	180.32
11000-2100-52111-0000-001752-0000-00000	Educational Retirement	\$1,265.90	\$20,011.00	\$2,531.80	\$13,924.83	\$3,554.37	12.65
11000-2100-52111-2000-001752-0000-00000	Operational-Educational Retirement	\$1,186.99	\$14,519.00	\$1,392.04	\$9,725.53	\$3,401.43	9.58
11000-2100-52111-4025-001752-0000-00000	Operational-Educational Retirement	\$1,042.73	\$16,222.00	\$1,461.57	\$14,349.45	\$410.98	9.00
11000-2100-52112-0000-001752-0000-00000	ERA - Retiree Health	\$167.12	\$2,643.00	\$334.24	\$1,838.50	\$470.26	12.64
11000-2100-52112-2000-001752-0000-00000	Operational-ERA - Retiree Health	\$156.70	\$1,917.00	\$183.77	\$1,283.94	\$449.29	9.58
11000-2100-52112-4025-001752-0000-00000	Operational-ERA - Retiree Health	\$137.65	\$2,142.00	\$192.94	\$1,894.28	\$54.78	9.00
11000-2100-52210-0000-001752-0000-00000	FICA Payments	\$484.94	\$8,190.00	\$997.41	\$4,878.67	\$2,313.92	12.17
11000-2100-52210-2000-001752-0000-00000	Operational-FICA Payments	\$435.47	\$5,943.00	\$519.39	\$2,934.16	\$2,489.45	8.73
11000-2100-52210-4025-001752-0000-00000	Operational-FICA Payments	\$409.76	\$6,639.00	\$581.17	\$5,614.70	\$443.13	8.75
11000-2100-52220-0000-001752-0000-00000	Medicare Payments	\$113.42	\$1,918.00	\$233.28	\$1,141.00	\$543.72	12.16
11000-2100-52220-2000-001752-0000-00000	Operational-Medicare Payments	\$101.85	\$1,391.00	\$121.48	\$686.19	\$583.33	8.73
11000-2100-52220-4025-001752-0000-00000	Operational-Medicare Payments	\$95.83	\$1,554.00	\$135.92	\$1,313.04	\$105.04	8.74
11000-2100-52311-0000-001752-0000-00000	Health and Medical Premiums	\$780.18	\$14,650.00	\$780.18	\$9,752.25	\$4,117.57	5.32
11000-2100-52311-2000-001752-0000-00000	Operational-Health and Medical Premiums	\$1,151.78	\$9,895.00	\$1,151.78	\$11,443.52	(\$2,700.30)	11.64
11000-2100-52311-4025-001752-0000-00000	Operational-Health and Medical Premiums	\$382.22	\$6,202.00	\$382.22	\$5,565.86	\$253.92	6.16
11000-2100-52312-0000-001752-0000-00000	Life	\$9.58	\$129.00	\$9.58	\$113.27	\$6.15	7.42
11000-2100-52312-2000-001752-0000-00000	Operational-Life	\$9.47	\$72.00	\$9.47	\$57.86	\$4.67	13.15
11000-2100-52312-4025-001752-0000-00000	Operational-Life	\$6.84	\$91.00	\$6.84	\$95.25	(\$11.09)	7.51
11000-2100-52313-0000-001752-0000-00000	Dental	\$17.16	\$412.00	\$17.16	\$214.50	\$180.34	4.16
11000-2100-52313-2000-001752-0000-00000	Operational-Dental	\$56.47	\$387.00	\$56.47	\$564.52	(\$233.99)	14.59
11000-2100-52313-4025-001752-0000-00000	Operational-Dental	\$22.31	\$330.00	\$22.31	\$310.64	(\$2.95)	6.76
11000-2100-52314-0000-001752-0000-00000	Vision	\$3.76	\$92.00	\$3.76	\$47.00	\$41.24	4.08
11000-2100-52314-2000-001752-0000-00000	Operational-Vision	\$8.48	\$128.00	\$8.48	\$93.28	\$26.24	6.62
11000-2100-52314-4025-001752-0000-00000	Operational-Vision	\$6.02	\$74.00	\$6.02	\$68.10	(\$0.12)	8.13



11000-2100-52315-0000-001752-0000-00000	Disability	\$14.23	\$272.00	\$14.23	\$178.01	\$79.76	5.23
11000-2100-52315-2000-001752-0000-00000	Operational-Disability	\$13.10	\$360.00	\$13.10	\$144.10	\$202.80	3.63
11000-2100-52315-4025-001752-0000-00000	Operational-Disability	\$5.34	\$65.00	\$5.34	\$58.74	\$0.92	8.21
11000-2100-52500-0000-001752-0000-00000	Unemployment Compensation	\$3.90	\$203.00	\$7.80	\$151.29	\$43.91	3.84
11000-2100-52500-2000-001752-0000-00000	Operational-Unemployment Compensation	\$21.39	\$113.00	\$21.39	\$69.29	\$22.32	18.92
11000-2100-52500-4025-001752-0000-00000	Operational-Unemployment Compensation	\$0.00	\$144.00	\$0.00	\$136.17	\$7.83	0.00
11000-2100-52710-0000-001752-0000-00000	Workers Compensation Premium	\$0.00	\$2,308.00	\$2,308.00	\$0.00	\$0.00	100.00
11000-2100-52710-2000-001752-0000-00000	Operational-Workers Compensation Premium	\$0.00	\$1,671.00	\$1,671.00	\$0.00	\$0.00	100.00
11000-2100-52710-4025-001752-0000-00000	Operational-Workers Compensation Premium	\$0.00	\$1,907.00	\$1,907.00	\$0.00	\$0.00	100.00
11000-2100-52720-0000-001752-0000-00000	Workers Compensation Employer's Fee	\$1.40	\$23.00	\$1.40	\$15.48	\$6.12	6.08
11000-2100-52720-2000-001752-0000-00000	Operational-Workers Compensation Employer's Fee	\$1.00	\$13.00	\$1.00	\$8.59	\$3.41	7.69
11000-2100-52720-4025-001752-0000-00000	Operational-Workers Compensation Employer's Fee	\$1.00	\$16.00	\$1.00	\$13.50	\$1.50	6.25
11000-2100-53211-2000-001752-0000-00000	Diagnosticians - Contracted	\$0.00	\$4,000.00	\$0.00	\$4,000.00	\$0.00	0.00
11000-2100-53212-2000-001752-0000-00000	Speech Therapists - Contracted	\$0.00	\$5,000.00	\$0.00	\$0.00	\$5,000.00	0.00
11000-2100-53215-2000-001752-0000-00000	Operational-Psychologists/Counselors - Contracted	\$0.00	\$1,500.00	\$0.00	\$1,500.00	\$0.00	0.00
11000-2100-53330-0000-001752-0000-00000	Operational-Professional Development	\$0.00	\$0.00	\$123.45	\$0.00	(\$123.45)	0.00
11000-2100-53414-2000-001752-0000-00000	Operational-Other Services	\$1,977.70	\$0.00	\$1,977.70	\$20,166.67	(\$22,144.37)	0.00
11000-2100-55813-0000-001752-0000-00000	Employee Travel - Non-Teachers	\$0.00	\$500.00	\$0.00	\$0.00	\$500.00	0.00
11000-2100-55915-0000-001752-0000-00000	Operational-Other Contract Services	\$0.00	\$5,650.00	\$0.00	\$6,416.30	(\$766.30)	0.00
11000-2100-56113-0000-001752-0000-00000	Operational-Software	\$0.00	\$2,400.00	\$0.00	\$7,100.00	(\$4,700.00)	0.00
11000-2100-56113-2000-001752-0000-00000	Operational-Software	\$0.00	\$5,000.00	\$0.00	\$4,450.00	\$550.00	0.00
11000-2100-56118-0000-001752-0000-00000	General Supplies and Materials	\$595.34	\$3,500.00	\$595.34	\$1,016.45	\$1,888.21	17.00
<b>Subtotal of Element: Expenditure</b>		<b>\$33,760.37</b>	<b>\$485,173.00</b>	<b>\$55,334.21</b>	<b>\$386,086.87</b>	<b>\$43,751.92</b>	<b>11.41</b>
<b>Subtotal of Element: [Function] 2100 - Support Services-Students</b>		<b>\$33,760.37</b>	<b>\$485,173.00</b>	<b>\$55,334.21</b>	<b>\$386,086.87</b>	<b>\$43,751.92</b>	<b>11.41</b>
11000-2200-51100-0000-001752-1211-00000	Operational-Salaries Expense	\$6,252.38	\$81,281.00	\$9,378.57	\$71,902.43	\$0.00	11.53
11000-2200-52111-0000-001752-0000-00000	Educational Retirement	\$947.24	\$12,314.00	\$1,420.86	\$10,893.29	(\$0.15)	11.53
11000-2200-52112-0000-001752-0000-00000	ERA - Retiree Health	\$125.04	\$1,625.00	\$187.56	\$1,438.19	(\$0.75)	11.54
11000-2200-52210-0000-001752-0000-00000	FICA Payments	\$355.40	\$4,620.00	\$549.22	\$4,070.89	(\$0.11)	11.88
11000-2200-52220-0000-001752-0000-00000	Medicare Payments	\$83.12	\$1,080.00	\$128.45	\$952.09	(\$0.54)	11.89
11000-2200-52311-0000-001752-0000-00000	Health and Medical Premiums	\$780.18	\$10,142.00	\$780.18	\$9,362.16	(\$0.34)	7.69
11000-2200-52312-0000-001752-0000-00000	Life	\$5.26	\$68.00	\$5.26	\$63.12	(\$0.38)	7.73
11000-2200-52315-0000-001752-0000-00000	Disability	\$15.22	\$197.00	\$15.22	\$182.64	(\$0.86)	7.72
11000-2200-52500-0000-001752-0000-00000	Unemployment Compensation	\$0.00	\$85.00	\$0.00	\$85.14	(\$0.14)	0.00
11000-2200-52710-0000-001752-0000-00000	Workers Compensation Premium	\$0.00	\$2,117.00	\$2,117.00	\$0.00	\$0.00	100.00
11000-2200-52720-0000-001752-0000-00000	Workers Compensation Employer's Fee	\$0.77	\$16.00	\$0.77	\$8.43	\$6.80	4.81
<b>Subtotal of Element: Expenditure</b>		<b>\$8,564.61</b>	<b>\$113,545.00</b>	<b>\$14,583.09</b>	<b>\$98,958.38</b>	<b>\$3.53</b>	<b>12.84</b>
<b>Subtotal of Element: [Function] 2200 - Support Services-Instruction</b>		<b>\$8,564.61</b>	<b>\$113,545.00</b>	<b>\$14,583.09</b>	<b>\$98,958.38</b>	<b>\$3.53</b>	<b>12.84</b>
11000-2300-51100-0000-001752-1111-00000	Operational-Salaries Expense	\$9,874.88	\$102,312.00	\$15,973.08	\$87,851.92	(\$1,513.00)	15.61
11000-2300-52111-0000-001752-0000-00000	Operational-Educational Retirement	\$1,496.04	\$15,501.00	\$2,419.92	\$13,309.56	(\$228.48)	15.61
11000-2300-52112-0000-001752-0000-00000	Operational-ERA - Retiree Health	\$197.50	\$2,047.00	\$319.48	\$1,757.14	(\$29.62)	15.60
11000-2300-52210-0000-001752-0000-00000	Operational-FICA Payments	\$561.40	\$6,344.00	\$922.13	\$4,918.32	\$503.55	14.53

11000-2300-52220-0000-001752-0000-00000	Operational-Medicare Payments	\$131.29	\$1,484.00	\$215.66	\$1,150.16	\$118.18	14.53
11000-2300-52311-0000-001752-0000-00000	Operational-Health and Medical Premiums	\$1,040.33	\$13,233.00	\$1,040.33	\$12,681.51	(\$488.84)	7.86
11000-2300-52312-0000-001752-0000-00000	Operational-Life	\$5.26	\$57.00	\$5.26	\$60.49	(\$8.75)	9.22
11000-2300-52313-0000-001752-0000-00000	Operational-Dental	\$51.32	\$616.00	\$51.32	\$590.18	(\$25.50)	8.33
11000-2300-52314-0000-001752-0000-00000	Operational-Vision	\$8.49	\$102.00	\$8.49	\$97.75	(\$4.24)	8.32
11000-2300-52315-0000-001752-0000-00000	Operational-Disability	\$17.10	\$206.00	\$17.10	\$196.65	(\$7.75)	8.30
11000-2300-52500-0000-001752-0000-00000	Operational-Unemployment Compensation	\$0.00	\$90.00	\$0.00	\$85.14	\$4.86	0.00
11000-2300-52710-0000-001752-0000-00000	Operational-Workers Compensation Premium	\$0.00	\$1,822.00	\$1,822.00	\$0.00	\$0.00	100.00
11000-2300-52720-0000-001752-0000-00000	Operational-Workers Compensation Employer's Fee	\$0.77	\$10.00	\$0.77	\$8.97	\$0.26	7.70
11000-2300-53411-0000-001752-0000-00000	Auditing	\$0.00	\$17,500.00	\$0.00	\$17,500.00	\$0.00	0.00
11000-2300-53413-0000-001752-0000-00000	Legal	\$3,236.25	\$32,364.00	\$3,236.25	\$29,127.75	\$0.00	9.99
11000-2300-53414-0000-001752-0000-00000	Operational-Other Services	\$0.00	\$11,660.00	\$0.00	\$11,660.00	\$0.00	0.00
11000-2300-55400-0000-001752-0000-00000	Operational-Advertising	\$7,815.90	\$20,000.00	\$7,815.90	\$6,084.00	\$6,100.10	39.07
11000-2300-55812-0000-001752-0000-00000	Board Training	\$0.00	\$1,000.00	\$0.00	\$0.00	\$1,000.00	0.00
11000-2300-56118-0000-001752-0000-00000	Operational-General Supplies and Materials	\$0.00	\$1,000.00	\$0.00	\$0.00	\$1,000.00	0.00
<b>Subtotal of Element: Expenditure</b>		<b>\$24,436.53</b>	<b>\$227,348.00</b>	<b>\$33,847.69</b>	<b>\$187,079.54</b>	<b>\$6,420.77</b>	<b>14.89</b>
<b>Subtotal of Element: [Function] 2300 - Support Services-General Administration</b>		<b>\$24,436.53</b>	<b>\$227,348.00</b>	<b>\$33,847.69</b>	<b>\$187,079.54</b>	<b>\$6,420.77</b>	<b>14.89</b>
11000-2400-51100-0000-001752-1217-00000	Salaries Expense: Secretarial/Clerical/Technical Assistants	\$506.38	\$20,987.00	\$1,012.76	\$5,570.24	\$14,404.00	4.82
11000-2400-51300-0000-001752-1217-00000	Operational-Additional Compensation	\$0.00	\$1,500.00	\$0.00	\$0.00	\$1,500.00	0.00
11000-2400-52111-0000-001752-0000-00000	Educational Retirement	\$76.72	\$3,408.00	\$153.44	\$843.85	\$2,410.71	4.50
11000-2400-52112-0000-001752-0000-00000	ERA - Retiree Health	\$10.12	\$450.00	\$20.24	\$111.31	\$318.45	4.49
11000-2400-52210-0000-001752-0000-00000	FICA Payments	\$31.40	\$1,395.00	\$75.20	\$345.37	\$974.43	5.39
11000-2400-52220-0000-001752-0000-00000	Medicare Payments	\$7.34	\$327.00	\$17.58	\$80.73	\$228.69	5.37
11000-2400-52312-0000-001752-0000-00000	Life	\$0.94	\$43.00	\$0.94	\$10.34	\$31.72	2.18
11000-2400-52500-0000-001752-0000-00000	Unemployment Compensation	\$0.84	\$68.00	\$2.34	\$14.25	\$51.41	3.44
11000-2400-52710-0000-001752-0000-00000	Workers Compensation Premium	\$0.00	\$374.00	\$374.00	\$0.00	\$0.00	100.00
11000-2400-52720-0000-001752-0000-00000	Workers Compensation Employer's Fee	\$0.14	\$8.00	\$0.14	\$1.54	\$6.32	1.75
11000-2400-53711-0000-001752-0000-00000	Operational-Other Charges	\$0.00	\$500.00	\$0.00	\$0.00	\$500.00	0.00
11000-2400-54610-0000-001752-0000-00000	Operational-Rental - Land and Buildings	\$0.00	\$3,500.00	\$0.00	\$250.00	\$3,250.00	0.00
11000-2400-55813-0000-001752-0000-00000	Operational-Employee Travel - Non-Teachers	\$0.00	\$500.00	\$0.00	\$250.00	\$250.00	0.00
11000-2400-55915-0000-001752-0000-00000	Operational-Other Contract Services	\$0.00	\$4,000.00	\$0.00	\$1,921.32	\$2,078.68	0.00
11000-2400-56118-0000-001752-0000-00000	General Supplies and Materials	\$435.63	\$3,250.00	\$435.63	\$73.46	\$2,740.91	13.40
<b>Subtotal of Element: Expenditure</b>		<b>\$1,069.51</b>	<b>\$40,310.00</b>	<b>\$2,092.27</b>	<b>\$9,472.41</b>	<b>\$28,745.32</b>	<b>5.19</b>
<b>Subtotal of Element: [Function] 2400 - Support Services-School Administration</b>		<b>\$1,069.51</b>	<b>\$40,310.00</b>	<b>\$2,092.27</b>	<b>\$9,472.41</b>	<b>\$28,745.32</b>	<b>5.19</b>
11000-2500-51100-0000-001752-0000-00000	Operational-Salaries Expense	\$0.00	\$0.00	\$44.00	\$0.00	(\$44.00)	0.00
11000-2500-53330-0000-001752-0000-00000	Operational-Professional Development	\$0.00	\$600.00	\$0.00	\$0.00	\$600.00	0.00
11000-2500-53414-0000-001752-0000-00000	Operational-Other Services	\$13,455.48	\$161,547.00	\$16,422.04	\$147,724.96	(\$2,600.00)	10.16
11000-2500-53711-0000-001752-0000-00000	Other Charges	\$88.00	\$1,160.00	\$425.00	\$176.00	\$559.00	36.63
11000-2500-54311-0000-001752-0000-00000	Operational-Maintenance & Repair Furniture/Fixtures/Equipment	\$0.00	\$5,000.00	\$0.00	\$5,000.00	\$0.00	0.00
11000-2500-54630-0000-001752-0000-00000	Operational-Rentals - Computers and Related Equipment	\$190.89	\$800.00	\$190.89	\$758.98	(\$149.87)	23.86

11000-2500-55400-0000-001752-0000-00000	Operational-Advertising	\$0.00	\$1,500.00	\$0.00	\$75.00	\$1,425.00	0.00
11000-2500-56113-0000-001752-0000-00000	Operational-Software	\$0.00	\$15,500.00	\$16,563.35	\$1,051.78	(\$2,115.13)	106.86
11000-2500-56118-0000-001752-0000-00000	General Supplies and Materials	\$30.32	\$2,453.00	\$30.32	\$290.61	\$2,132.07	1.23
11000-2500-57331-0000-001752-0000-00000	Operational-Fixed Assets (More Than \$5,000)	\$0.00	\$492,878.00	\$0.00	\$0.00	\$492,878.00	0.00
11000-2500-57332-0000-001752-0000-00000	Operational-Supply Assets (\$5,000 or Less)	\$845.75	\$0.00	\$845.75	\$0.00	(\$845.75)	0.00
<b>Subtotal of Element: Expenditure</b>		<b>\$14,610.44</b>	<b>\$681,438.00</b>	<b>\$34,521.35</b>	<b>\$155,077.33</b>	<b>\$491,839.32</b>	<b>5.07</b>
<b>Subtotal of Element: [Function] 2500 - Central Services</b>		<b>\$14,610.44</b>	<b>\$681,438.00</b>	<b>\$34,521.35</b>	<b>\$155,077.33</b>	<b>\$491,839.32</b>	<b>5.07</b>
11000-2600-53711-0000-001752-0000-00000	Operational-Other Charges	\$120.00	\$25.00	\$120.00	\$25.00	(\$120.00)	480.00
11000-2600-54312-0000-001752-0000-00000	Operational-Maintenance & Repair - Buildings And Grounds	\$1,186.66	\$5,000.00	\$1,186.66	\$4,063.34	(\$250.00)	23.73
11000-2600-54313-0000-001752-0000-00000	Operational-Maintenance & Repair - Vehicles	\$0.00	\$2,500.00	\$0.00	\$0.00	\$2,500.00	0.00
11000-2600-54411-0000-001752-0000-00000	Electricity	\$2,253.47	\$22,000.00	\$4,013.24	\$17,986.76	\$0.00	18.24
11000-2600-54412-0000-001752-0000-00000	Natural Gas (Buildings)	\$29.16	\$2,500.00	\$57.28	\$2,442.72	\$0.00	2.29
11000-2600-54415-0000-001752-0000-00000	Water/Sewage	\$329.08	\$5,000.00	\$987.31	\$4,012.69	\$0.00	19.74
11000-2600-54416-0000-001752-0000-00000	Communication Services	\$739.23	\$11,850.00	\$1,708.59	\$10,728.63	(\$587.22)	14.41
11000-2600-54610-0000-001752-0000-00000	Rental - Land and Buildings	\$19,360.00	\$233,823.00	\$58,219.00	\$175,601.00	\$3.00	24.89
11000-2600-55200-0000-001752-0000-00000	Property/Liability Insurance	\$0.00	\$15,670.00	\$15,787.00	\$0.00	(\$117.00)	100.74
11000-2600-55915-0000-001752-0000-00000	Other Contract Services	\$1,039.93	\$34,536.00	\$1,581.47	\$21,057.97	\$11,896.56	4.57
11000-2600-56118-0000-001752-0000-00000	General Supplies and Materials	\$369.71	\$20,000.00	\$369.71	\$29,951.15	(\$10,320.86)	1.84
11000-2600-56211-0000-001752-0000-00000	Operational-Gasoline	\$0.00	\$1,200.00	\$0.00	\$0.00	\$1,200.00	0.00
11000-2600-57332-0000-001752-0000-00000	Operational-Supply Assets (\$5,000 or Less)	\$0.00	\$1,600.00	\$0.00	\$0.00	\$1,600.00	0.00
<b>Subtotal of Element: Expenditure</b>		<b>\$25,427.24</b>	<b>\$355,704.00</b>	<b>\$84,030.26</b>	<b>\$265,869.26</b>	<b>\$5,804.48</b>	<b>23.62</b>
<b>Subtotal of Element: [Function] 2600 - Operation &amp; Maintenance of Plant</b>		<b>\$25,427.24</b>	<b>\$355,704.00</b>	<b>\$84,030.26</b>	<b>\$265,869.26</b>	<b>\$5,804.48</b>	<b>23.62</b>
11000-2700-56215-0000-001752-0000-00000	Tires	\$0.00	\$1,000.00	\$0.00	\$0.00	\$1,000.00	0.00
11000-2700-56216-0000-001752-0000-00000	Maintenance Supplies/ Parts	\$0.00	\$500.00	\$0.00	\$0.00	\$500.00	0.00
<b>Subtotal of Element: Expenditure</b>		<b>\$0.00</b>	<b>\$1,500.00</b>	<b>\$0.00</b>	<b>\$0.00</b>	<b>\$1,500.00</b>	<b>0.00</b>
<b>Subtotal of Element: [Function] 2700 - Student Transportation</b>		<b>\$0.00</b>	<b>\$1,500.00</b>	<b>\$0.00</b>	<b>\$0.00</b>	<b>\$1,500.00</b>	<b>0.00</b>
11000-3100-53330-0000-001752-0000-00000	Operational-Professional Development	\$0.00	\$200.00	\$0.00	\$200.00	\$0.00	0.00
11000-3100-56116-0000-001752-0000-00000	Operational-Food	\$0.00	\$500.00	\$0.00	\$0.00	\$500.00	0.00
<b>Subtotal of Element: Expenditure</b>		<b>\$0.00</b>	<b>\$700.00</b>	<b>\$0.00</b>	<b>\$200.00</b>	<b>\$500.00</b>	<b>0.00</b>
<b>Subtotal of Element: [Function] 3100 - Food Services Operations</b>		<b>\$0.00</b>	<b>\$700.00</b>	<b>\$0.00</b>	<b>\$200.00</b>	<b>\$500.00</b>	<b>0.00</b>
11000-4000-57200-0000-001752-0000-00000	Operational-Buildings Purchase	\$0.00	\$1,000,000.00	\$0.00	\$0.00	\$1,000,000.00	0.00
<b>Subtotal of Element: Expenditure</b>		<b>\$0.00</b>	<b>\$1,000,000.00</b>	<b>\$0.00</b>	<b>\$0.00</b>	<b>\$1,000,000.00</b>	<b>0.00</b>
<b>Subtotal of Element: [Function] 4000 - Capital Outlay</b>		<b>\$0.00</b>	<b>\$1,000,000.00</b>	<b>\$0.00</b>	<b>\$0.00</b>	<b>\$1,000,000.00</b>	<b>0.00</b>
<b>Subtotal of Element: [Fund] 11000 - Operational</b>		<b>\$166,365.40</b>	<b>\$4,381,908.00</b>	<b>\$322,088.98</b>	<b>\$1,741,125.81</b>	<b>\$2,318,693.21</b>	<b>7.35</b>
14000-1000-56111-1010-001752-0000-00000	Instructional Materials-Instructional Materials Cash - 50% Textbooks	\$0.00	\$11,000.00	\$0.00	\$11,300.00	(\$300.00)	0.00
<b>Subtotal of Element: Expenditure</b>		<b>\$0.00</b>	<b>\$11,000.00</b>	<b>\$0.00</b>	<b>\$11,300.00</b>	<b>(\$300.00)</b>	<b>0.00</b>
<b>Subtotal of Element: [Function] 1000 - Instruction</b>		<b>\$0.00</b>	<b>\$11,000.00</b>	<b>\$0.00</b>	<b>\$11,300.00</b>	<b>(\$300.00)</b>	<b>0.00</b>

<b>Subtotal of Element: [Fund] 14000 - Instructional Materials</b>		<b>\$0.00</b>	<b>\$11,000.00</b>	<b>\$0.00</b>	<b>\$11,300.00</b>	<b>(\$300.00)</b>	<b>0.00</b>
23000-1000-56118-9000-001752-0000-00000	Non-Instructional Support-General Supplies and Materials	\$0.00	\$2,443.00	\$0.00	\$0.00	\$2,443.00	0.00
<b>Subtotal of Element: Expenditure</b>		<b>\$0.00</b>	<b>\$2,443.00</b>	<b>\$0.00</b>	<b>\$0.00</b>	<b>\$2,443.00</b>	<b>0.00</b>
<b>Subtotal of Element: [Function] 1000 - Instruction</b>		<b>\$0.00</b>	<b>\$2,443.00</b>	<b>\$0.00</b>	<b>\$0.00</b>	<b>\$2,443.00</b>	<b>0.00</b>
<b>Subtotal of Element: [Fund] 23000 - Non-Instructional Support</b>		<b>\$0.00</b>	<b>\$2,443.00</b>	<b>\$0.00</b>	<b>\$0.00</b>	<b>\$2,443.00</b>	<b>0.00</b>
24101-1000-51100-1010-001752-1411-00000	Title I - IASA-Salaries Expense	\$1,273.00	\$16,549.00	\$1,909.50	\$14,639.50	\$0.00	11.53
24101-1000-52111-0000-001752-0000-00000	Title I - IASA-Educational Retirement	\$0.00	\$2,508.00	\$0.00	\$0.00	\$2,508.00	0.00
24101-1000-52111-1010-001752-0000-00000	Title I - IASA-Educational Retirement	\$192.86	\$0.00	\$289.29	\$2,218.06	(\$2,507.35)	0.00
24101-1000-52112-0000-001752-0000-00000	Title I - IASA-ERA - Retiree Health	\$0.00	\$331.00	\$0.00	\$0.00	\$331.00	0.00
24101-1000-52112-1010-001752-0000-00000	Title I - IASA-ERA - Retiree Health	\$25.46	\$0.00	\$38.19	\$292.78	(\$330.97)	0.00
24101-1000-52210-0000-001752-0000-00000	Title I - IASA-FICA Payments	\$0.00	\$1,027.00	\$0.00	\$0.00	\$1,027.00	0.00
24101-1000-52210-1010-001752-0000-00000	Title I - IASA-FICA Payments	\$75.68	\$0.00	\$115.14	\$868.67	(\$983.81)	0.00
24101-1000-52220-0000-001752-0000-00000	Title I - IASA-Medicare Payments	\$0.00	\$240.00	\$0.00	\$0.00	\$240.00	0.00
24101-1000-52220-1010-001752-0000-00000	Title I - IASA-Medicare Payments	\$17.70	\$0.00	\$26.93	\$203.16	(\$230.09)	0.00
24101-1000-52311-0000-001752-0000-00000	Title I - IASA-Health and Medical Premiums	\$0.00	\$1,374.00	\$0.00	\$0.00	\$1,374.00	0.00
24101-1000-52311-1010-001752-0000-00000	Title I - IASA-Health and Medical Premiums	\$73.82	\$0.00	\$73.82	\$885.84	(\$959.66)	0.00
24101-1000-52312-0000-001752-0000-00000	Title I - IASA-Life	\$0.00	\$19.00	\$0.00	\$0.00	\$19.00	0.00
24101-1000-52312-1010-001752-0000-00000	Title I - IASA-Life	\$1.16	\$0.00	\$1.16	\$13.92	(\$15.08)	0.00
24101-1000-52313-0000-001752-0000-00000	Title I - IASA-Dental	\$0.00	\$68.00	\$0.00	\$0.00	\$68.00	0.00
24101-1000-52313-1010-001752-0000-00000	Title I - IASA-Dental	\$3.78	\$0.00	\$3.78	\$45.36	(\$49.14)	0.00
24101-1000-52314-0000-001752-0000-00000	Title I - IASA-Vision	\$0.00	\$15.00	\$0.00	\$0.00	\$15.00	0.00
24101-1000-52314-1010-001752-0000-00000	Title I - IASA-Vision	\$0.84	\$0.00	\$0.84	\$10.08	(\$10.92)	0.00
24101-1000-52500-0000-001752-0000-00000	Title I - IASA-Unemployment Compensation	\$0.00	\$30.00	\$0.00	\$0.00	\$30.00	0.00
24101-1000-52500-1010-001752-0000-00000	Title I - IASA-Unemployment Compensation	\$0.00	\$0.00	\$0.00	\$18.77	(\$18.77)	0.00
24101-1000-52710-0000-001752-0000-00000	Title I - IASA-Workers Compensation Premium	\$0.00	\$52.00	\$52.00	\$0.00	\$0.00	100.00
24101-1000-52720-0000-001752-0000-00000	Title I - IASA-Workers Compensation Employer's Fee	\$0.00	\$4.00	\$0.00	\$0.00	\$4.00	0.00
24101-1000-52720-1010-001752-0000-00000	Title I - IASA-Workers Compensation Employer's Fee	\$0.17	\$0.00	\$0.17	\$1.94	(\$2.11)	0.00
<b>Subtotal of Element: Expenditure</b>		<b>\$1,664.47</b>	<b>\$22,217.00</b>	<b>\$2,510.82</b>	<b>\$19,198.08</b>	<b>\$508.10</b>	<b>11.30</b>
<b>Subtotal of Element: [Function] 1000 - Instruction</b>		<b>\$1,664.47</b>	<b>\$22,217.00</b>	<b>\$2,510.82</b>	<b>\$19,198.08</b>	<b>\$508.10</b>	<b>11.30</b>
24101-2100-51100-0000-001752-1214-00000	Title I - IASA-Salaries Expense	\$1,804.62	\$23,460.00	\$2,706.93	\$20,753.07	\$0.00	11.53
24101-2100-52111-0000-001752-0000-00000	Title I - IASA-Educational Retirement	\$273.40	\$3,555.00	\$410.10	\$3,144.10	\$0.80	11.53
24101-2100-52112-0000-001752-0000-00000	Title I - IASA-ERA - Retiree Health	\$36.10	\$470.00	\$54.15	\$415.15	\$0.70	11.52
24101-2100-52210-0000-001752-0000-00000	Title I - IASA-FICA Payments	\$105.40	\$1,455.00	\$161.34	\$1,211.41	\$82.25	11.08
24101-2100-52220-0000-001752-0000-00000	Title I - IASA-Medicare Payments	\$24.65	\$341.00	\$37.73	\$283.36	\$19.91	11.06
24101-2100-52311-0000-001752-0000-00000	Title I - IASA-Health and Medical Premiums	\$148.62	\$1,891.00	\$148.62	\$1,634.82	\$107.56	7.85
24101-2100-52312-0000-001752-0000-00000	Title I - IASA-Life	\$2.10	\$23.00	\$2.10	\$23.10	(\$2.20)	9.13
24101-2100-52313-0000-001752-0000-00000	Title I - IASA-Dental	\$6.86	\$83.00	\$6.86	\$75.46	\$0.68	8.26
24101-2100-52314-0000-001752-0000-00000	Title I - IASA-Vision	\$1.50	\$19.00	\$1.50	\$16.50	\$1.00	7.89
24101-2100-52315-0000-001752-0000-00000	Title I - IASA-Disability	\$3.56	\$43.00	\$3.56	\$39.16	\$0.28	8.27
24101-2100-52500-0000-001752-0000-00000	Title I - IASA-Unemployment Compensation	\$0.00	\$0.00	\$0.00	\$34.10	(\$34.10)	0.00

24101-2100-52710-0000-001752-0000-00000	Title I - IASA-Workers Compensation Premium	\$0.00	\$623.00	\$623.00	\$0.00	\$0.00	100.00
24101-2100-52720-0000-001752-0000-00000	Title I - IASA-Workers Compensation Employer's Fee	\$0.31	\$4.00	\$0.31	\$3.52	\$0.17	7.75
24101-2100-53711-0000-001752-0000-00000	Title I - IASA-Other Charges	\$0.00	\$100.00	\$0.00	\$0.00	\$100.00	0.00
24101-2100-56113-0000-001752-0000-00000	Title I - IASA-Software	\$0.00	\$80.00	\$0.00	\$80.00	\$0.00	0.00
24101-2100-56118-0000-001752-0000-00000	0	\$0.00	\$1,169.00	\$0.00	\$0.00	\$1,169.00	0.00
<b>Subtotal of Element: Expenditure</b>		<b>\$2,407.12</b>	<b>\$33,316.00</b>	<b>\$4,156.20</b>	<b>\$27,713.75</b>	<b>\$1,446.05</b>	<b>12.48</b>
<b>Subtotal of Element: [Function] 2100 - Support Services-Students</b>		<b>\$2,407.12</b>	<b>\$33,316.00</b>	<b>\$4,156.20</b>	<b>\$27,713.75</b>	<b>\$1,446.05</b>	<b>12.48</b>
<b>Subtotal of Element: [Fund] 24101 - Title I - IASA</b>		<b>\$4,071.59</b>	<b>\$55,533.00</b>	<b>\$6,667.02</b>	<b>\$46,911.83</b>	<b>\$1,954.15</b>	<b>12.01</b>
24106-1000-51100-2000-001752-1412-00000	Salaries Expense: Teachers- Special Education	\$2,367.00	\$30,771.00	\$3,550.50	\$27,220.50	\$0.00	11.53
24106-1000-52111-0000-001752-0000-00000	Educational Retirement	\$0.00	\$4,662.00	\$0.00	\$0.00	\$4,662.00	0.00
24106-1000-52111-2000-001752-0000-00000	Entitlement IDEA-B-Educational Retirement	\$358.60	\$0.00	\$537.90	\$4,123.82	(\$4,661.72)	0.00
24106-1000-52112-0000-001752-0000-00000	ERA - Retiree Health	\$0.00	\$616.00	\$0.00	\$0.00	\$616.00	0.00
24106-1000-52112-2000-001752-0000-00000	Entitlement IDEA-B-ERA - Retiree Health	\$47.34	\$0.00	\$71.01	\$544.40	(\$615.41)	0.00
24106-1000-52210-0000-001752-0000-00000	FICA Payments	\$0.00	\$1,908.00	\$0.00	\$0.00	\$1,908.00	0.00
24106-1000-52210-2000-001752-0000-00000	Entitlement IDEA-B-FICA Payments	\$138.32	\$0.00	\$211.69	\$0.00	(\$211.69)	0.00
24106-1000-52220-0000-001752-0000-00000	Medicare Payments	\$0.00	\$447.00	\$0.00	\$0.00	\$447.00	0.00
24106-1000-52220-2000-001752-0000-00000	Entitlement IDEA-B-Medicare Payments	\$32.34	\$0.00	\$49.50	\$370.93	(\$420.43)	0.00
24106-1000-52311-0000-001752-0000-00000	Health and Medical Premiums	\$0.00	\$2,724.00	\$0.00	\$0.00	\$2,724.00	0.00
24106-1000-52311-2000-001752-0000-00000	Entitlement IDEA-B-Health and Medical Premiums	\$193.20	\$0.00	\$193.20	\$2,221.80	(\$2,415.00)	0.00
24106-1000-52312-0000-001752-0000-00000	Life	\$0.00	\$30.00	\$0.00	\$0.00	\$30.00	0.00
24106-1000-52312-2000-001752-0000-00000	Entitlement IDEA-B-Life	\$2.74	\$0.00	\$2.74	\$31.51	(\$34.25)	0.00
24106-1000-52313-0000-001752-0000-00000	Dental	\$0.00	\$108.00	\$0.00	\$0.00	\$108.00	0.00
24106-1000-52313-2000-001752-0000-00000	Entitlement IDEA-B-Dental	\$8.92	\$0.00	\$8.92	\$102.58	(\$111.50)	0.00
24106-1000-52314-0000-001752-0000-00000	Vision	\$0.00	\$24.00	\$0.00	\$0.00	\$24.00	0.00
24106-1000-52314-2000-001752-0000-00000	Entitlement IDEA-B-Vision	\$1.96	\$0.00	\$1.96	\$22.54	(\$24.50)	0.00
24106-1000-52500-0000-001752-0000-00000	Unemployment Compensation	\$0.00	\$47.00	\$0.00	\$0.00	\$47.00	0.00
24106-1000-52500-2000-001752-0000-00000	Entitlement IDEA-B-Unemployment Compensation	\$0.00	\$0.00	\$0.00	\$44.21	(\$44.21)	0.00
24106-1000-52710-0000-001752-0000-00000	Workers Compensation Premium	\$0.00	\$169.00	\$169.00	\$0.00	\$0.00	100.00
24106-1000-52720-0000-001752-0000-00000	Workers Compensation Employer's Fee	\$0.00	\$5.00	\$0.00	\$0.00	\$5.00	0.00
24106-1000-52720-2000-001752-0000-00000	Entitlement IDEA-B-Workers Compensation Employer's Fee	\$0.40	\$0.00	\$0.40	\$4.33	(\$4.73)	0.00
<b>Subtotal of Element: Expenditure</b>		<b>\$3,150.82</b>	<b>\$41,511.00</b>	<b>\$4,796.82</b>	<b>\$34,686.62</b>	<b>\$2,027.56</b>	<b>11.56</b>
<b>Subtotal of Element: [Function] 1000 - Instruction</b>		<b>\$3,150.82</b>	<b>\$41,511.00</b>	<b>\$4,796.82</b>	<b>\$34,686.62</b>	<b>\$2,027.56</b>	<b>11.56</b>
24106-2100-56113-2000-001752-0000-00000	Entitlement IDEA-B-Software	\$0.00	\$1,550.00	\$0.00	\$1,550.00	\$0.00	0.00
<b>Subtotal of Element: Expenditure</b>		<b>\$0.00</b>	<b>\$1,550.00</b>	<b>\$0.00</b>	<b>\$1,550.00</b>	<b>\$0.00</b>	<b>0.00</b>
<b>Subtotal of Element: [Function] 2100 - Support Services-Students</b>		<b>\$0.00</b>	<b>\$1,550.00</b>	<b>\$0.00</b>	<b>\$1,550.00</b>	<b>\$0.00</b>	<b>0.00</b>
<b>Subtotal of Element: [Fund] 24106 - Entitlement IDEA-B</b>		<b>\$3,150.82</b>	<b>\$43,061.00</b>	<b>\$4,796.82</b>	<b>\$36,236.62</b>	<b>\$2,027.56</b>	<b>11.14</b>
24146-2600-54416-0000-001752-0000-00000	Charter Schools-Communication Services	\$272.18	\$0.00	\$544.36	\$2,139.58	(\$2,683.94)	0.00

<b>Subtotal of Element: Expenditure</b>		<b>\$272.18</b>	<b>\$0.00</b>	<b>\$544.36</b>	<b>\$2,139.58</b>	<b>(\$2,683.94)</b>	<b>0.00</b>
<b>Subtotal of Element: [Function] 2600 - Operation &amp; Maintenance of Plant</b>		<b>\$272.18</b>	<b>\$0.00</b>	<b>\$544.36</b>	<b>\$2,139.58</b>	<b>(\$2,683.94)</b>	<b>0.00</b>
<b>Subtotal of Element: [Fund] 24146 - Charter Schools</b>		<b>\$272.18</b>	<b>\$0.00</b>	<b>\$544.36</b>	<b>\$2,139.58</b>	<b>(\$2,683.94)</b>	<b>0.00</b>
24153-1000-56118-1010-001752-0000-00000	English Language Acquisition-General Supplies and Materials	\$0.00	\$1,825.00	\$0.00	\$0.00	\$1,825.00	0.00
<b>Subtotal of Element: Expenditure</b>		<b>\$0.00</b>	<b>\$1,825.00</b>	<b>\$0.00</b>	<b>\$0.00</b>	<b>\$1,825.00</b>	<b>0.00</b>
<b>Subtotal of Element: [Function] 1000 - Instruction</b>		<b>\$0.00</b>	<b>\$1,825.00</b>	<b>\$0.00</b>	<b>\$0.00</b>	<b>\$1,825.00</b>	<b>0.00</b>
<b>Subtotal of Element: [Fund] 24153 - English Language Acquisition</b>		<b>\$0.00</b>	<b>\$1,825.00</b>	<b>\$0.00</b>	<b>\$0.00</b>	<b>\$1,825.00</b>	<b>0.00</b>
24154-1000-51300-1010-001752-1411-00000	Teacher/Principal Training & Recruiting-Additional Compensation	\$0.00	\$4,000.00	\$1,500.00	\$0.00	\$2,500.00	37.50
24154-1000-52111-0000-001752-0000-00000	Teacher/Principal Training & Recruiting-Educational Retirement	\$0.00	\$607.00	\$0.00	\$0.00	\$607.00	0.00
24154-1000-52112-0000-001752-0000-00000	Teacher/Principal Training & Recruiting-ERA - Retiree Health	\$0.00	\$80.00	\$0.00	\$0.00	\$80.00	0.00
24154-1000-52210-0000-001752-0000-00000	Teacher/Principal Training & Recruiting-FICA Payments	\$0.00	\$248.00	\$0.00	\$0.00	\$248.00	0.00
24154-1000-52210-1010-001752-0000-00000	Teacher/Principal Training & Recruiting-FICA Payments	\$0.00	\$0.00	\$91.54	\$0.00	(\$91.54)	0.00
24154-1000-52220-0000-001752-0000-00000	Teacher/Principal Training & Recruiting-Medicare Payments	\$0.00	\$59.00	\$0.00	\$0.00	\$59.00	0.00
24154-1000-52220-1010-001752-0000-00000	Teacher/Principal Training & Recruiting-Medicare Payments	\$0.00	\$0.00	\$21.41	\$0.00	(\$21.41)	0.00
24154-1000-53330-1010-001752-0000-00000	Teacher/Principal Training & Recruiting-Professional Development	\$0.00	\$2,922.00	\$0.00	\$2,390.00	\$532.00	0.00
<b>Subtotal of Element: Expenditure</b>		<b>\$0.00</b>	<b>\$7,916.00</b>	<b>\$1,612.95</b>	<b>\$2,390.00</b>	<b>\$3,913.05</b>	<b>20.38</b>
<b>Subtotal of Element: [Function] 1000 - Instruction</b>		<b>\$0.00</b>	<b>\$7,916.00</b>	<b>\$1,612.95</b>	<b>\$2,390.00</b>	<b>\$3,913.05</b>	<b>20.38</b>
<b>Subtotal of Element: [Fund] 24154 - Teacher/Principal Training &amp; Recruiting</b>		<b>\$0.00</b>	<b>\$7,916.00</b>	<b>\$1,612.95</b>	<b>\$2,390.00</b>	<b>\$3,913.05</b>	<b>20.38</b>
24174-1000-53711-1010-001752-0000-00000	Carl D Perkins Secondary - Current-Other Charges	\$0.00	\$1,519.00	\$0.00	\$0.00	\$1,519.00	0.00
24174-1000-55817-1010-001752-0000-00000	Carl D Perkins Secondary - Current-Student Travel	\$0.00	\$280.00	\$0.00	\$0.00	\$280.00	0.00
24174-1000-56118-1010-001752-0000-00000	Carl D Perkins Secondary - Current-General Supplies and Materials	\$0.00	\$1,519.00	\$0.00	\$0.00	\$1,519.00	0.00
<b>Subtotal of Element: Expenditure</b>		<b>\$0.00</b>	<b>\$3,318.00</b>	<b>\$0.00</b>	<b>\$0.00</b>	<b>\$3,318.00</b>	<b>0.00</b>
<b>Subtotal of Element: [Function] 1000 - Instruction</b>		<b>\$0.00</b>	<b>\$3,318.00</b>	<b>\$0.00</b>	<b>\$0.00</b>	<b>\$3,318.00</b>	<b>0.00</b>
24174-2100-51300-0000-001752-1211-00000	Carl D Perkins Secondary - Current-Additional Compensation	\$0.00	\$3,000.00	\$0.00	\$0.00	\$3,000.00	0.00
24174-2100-52111-0000-001752-0000-00000	Carl D Perkins Secondary - Current-Educational Retirement	\$0.00	\$443.00	\$0.00	\$0.00	\$443.00	0.00
24174-2100-52112-0000-001752-0000-00000	Carl D Perkins Secondary - Current-ERA - Retiree Health	\$0.00	\$60.00	\$0.00	\$0.00	\$60.00	0.00
24174-2100-52210-0000-001752-0000-00000	Carl D Perkins Secondary - Current-FICA Payments	\$0.00	\$186.00	\$0.00	\$0.00	\$186.00	0.00

24174-2100-52220-0000-001752-0000-00000	Carl D Perkins Secondary - Current-Medicare Payments	\$0.00	\$44.00	\$0.00	\$0.00	\$44.00	0.00
<b>Subtotal of Element: Expenditure</b>		<b>\$0.00</b>	<b>\$3,733.00</b>	<b>\$0.00</b>	<b>\$0.00</b>	<b>\$3,733.00</b>	<b>0.00</b>
<b>Subtotal of Element: [Function] 2100 - Support Services-Students</b>		<b>\$0.00</b>	<b>\$3,733.00</b>	<b>\$0.00</b>	<b>\$0.00</b>	<b>\$3,733.00</b>	<b>0.00</b>
<b>Subtotal of Element: [Fund] 24174 - Carl D Perkins Secondary - Current</b>		<b>\$0.00</b>	<b>\$7,051.00</b>	<b>\$0.00</b>	<b>\$0.00</b>	<b>\$7,051.00</b>	<b>0.00</b>
24176-1000-53330-1010-001752-0000-00000	Carl D Perkins Secondary - Redistribution-Professional Development	\$0.00	\$3,122.00	\$1,800.00	\$0.00	\$1,322.00	57.65
24176-1000-57332-1010-001752-0000-00000	Carl D Perkins Secondary - Redistribution-Supply Assets (\$5,000 or Less)	\$0.00	\$13,045.00	\$13,122.25	\$0.00	(\$77.25)	100.59
<b>Subtotal of Element: Expenditure</b>		<b>\$0.00</b>	<b>\$16,167.00</b>	<b>\$14,922.25</b>	<b>\$0.00</b>	<b>\$1,244.75</b>	<b>92.30</b>
<b>Subtotal of Element: [Function] 1000 - Instruction</b>		<b>\$0.00</b>	<b>\$16,167.00</b>	<b>\$14,922.25</b>	<b>\$0.00</b>	<b>\$1,244.75</b>	<b>92.30</b>
24176-2100-53330-0000-001752-0000-00000	Carl D Perkins Secondary - Redistribution-Professional Development	\$0.00	\$477.00	\$476.55	\$0.00	\$0.45	99.90
<b>Subtotal of Element: Expenditure</b>		<b>\$0.00</b>	<b>\$477.00</b>	<b>\$476.55</b>	<b>\$0.00</b>	<b>\$0.45</b>	<b>99.91</b>
<b>Subtotal of Element: [Function] 2100 - Support Services-Students</b>		<b>\$0.00</b>	<b>\$477.00</b>	<b>\$476.55</b>	<b>\$0.00</b>	<b>\$0.45</b>	<b>99.91</b>
<b>Subtotal of Element: [Fund] 24176 - Carl D Perkins Secondary - Redistribution</b>		<b>\$0.00</b>	<b>\$16,644.00</b>	<b>\$15,398.80</b>	<b>\$0.00</b>	<b>\$1,245.20</b>	<b>92.52</b>
24191-1000-53711-1010-001752-0000-00000	Title I - HS Redesign-Other Charges	\$0.00	\$0.00	\$0.00	\$50.00	(\$50.00)	0.00
24191-1000-56118-1010-001752-0000-00000	Title I - HS Redesign-General Supplies and Materials	\$0.00	\$0.00	\$0.00	\$69.75	(\$69.75)	0.00
<b>Subtotal of Element: Expenditure</b>		<b>\$0.00</b>	<b>\$0.00</b>	<b>\$0.00</b>	<b>\$119.75</b>	<b>(\$119.75)</b>	<b>0.00</b>
<b>Subtotal of Element: [Function] 1000 - Instruction</b>		<b>\$0.00</b>	<b>\$0.00</b>	<b>\$0.00</b>	<b>\$119.75</b>	<b>(\$119.75)</b>	<b>0.00</b>
<b>Subtotal of Element: [Fund] 24191 - Title I - HS Redesign</b>		<b>\$0.00</b>	<b>\$0.00</b>	<b>\$0.00</b>	<b>\$119.75</b>	<b>(\$119.75)</b>	<b>0.00</b>
24307-1000-53330-1010-001752-0000-00000	Social Emotional Learning-Professional Development	\$1,800.00	\$0.00	\$1,800.00	\$1,000.00	(\$2,800.00)	0.00
24307-1000-56113-1010-001752-0000-00000	Social Emotional Learning-Software	\$0.00	\$0.00	\$6,485.00	\$0.00	(\$6,485.00)	0.00
24307-1000-56118-1000-001752-0000-00000	Social Emotional Learning-General Supplies and Materials	\$0.00	\$0.00	\$324.25	\$0.00	(\$324.25)	0.00
<b>Subtotal of Element: Expenditure</b>		<b>\$1,800.00</b>	<b>\$0.00</b>	<b>\$8,609.25</b>	<b>\$1,000.00</b>	<b>(\$9,609.25)</b>	<b>0.00</b>
<b>Subtotal of Element: [Function] 1000 - Instruction</b>		<b>\$1,800.00</b>	<b>\$0.00</b>	<b>\$8,609.25</b>	<b>\$1,000.00</b>	<b>(\$9,609.25)</b>	<b>0.00</b>
24307-2100-56118-0000-001752-0000-00000	Social Emotional Learning-General Supplies and Materials	\$500.11	\$0.00	\$500.11	\$15.09	(\$515.20)	0.00
<b>Subtotal of Element: Expenditure</b>		<b>\$500.11</b>	<b>\$0.00</b>	<b>\$500.11</b>	<b>\$15.09</b>	<b>(\$515.20)</b>	<b>0.00</b>
<b>Subtotal of Element: [Function] 2100 - Support Services-Students</b>		<b>\$500.11</b>	<b>\$0.00</b>	<b>\$500.11</b>	<b>\$15.09</b>	<b>(\$515.20)</b>	<b>0.00</b>
<b>Subtotal of Element: [Fund] 24307 - Social Emotional Learning</b>		<b>\$2,300.11</b>	<b>\$0.00</b>	<b>\$9,109.36</b>	<b>\$1,015.09</b>	<b>(\$10,124.45)</b>	<b>0.00</b>
24308-1000-51100-1010-001752-1411-00000	CRRSA, ESSER II-Salaries Expense	\$0.00	\$37,633.00	\$0.00	\$0.00	\$37,633.00	0.00
24308-1000-52111-0000-001752-0000-00000	CRRSA, ESSER II-Educational Retirement	\$0.00	\$5,702.00	\$0.00	\$0.00	\$5,702.00	0.00
24308-1000-52112-0000-001752-0000-00000	CRRSA, ESSER II-ERA - Retiree Health	\$0.00	\$753.00	\$0.00	\$0.00	\$753.00	0.00
24308-1000-52210-0000-001752-0000-00000	CRRSA, ESSER II-FICA Payments	\$0.00	\$2,334.00	\$0.00	\$0.00	\$2,334.00	0.00
24308-1000-52220-0000-001752-0000-00000	CRRSA, ESSER II-Medicare Payments	\$0.00	\$546.00	\$0.00	\$0.00	\$546.00	0.00

24308-1000-52311-0000-001752-0000-00000	CRRSA, ESSER II-Health and Medical Premiums	\$0.00	\$3,958.00	\$0.00	\$0.00	\$3,958.00	0.00
24308-1000-52312-0000-001752-0000-00000	CRRSA, ESSER II-Life	\$0.00	\$29.00	\$0.00	\$0.00	\$29.00	0.00
24308-1000-52313-0000-001752-0000-00000	CRRSA, ESSER II-Dental	\$0.00	\$155.00	\$0.00	\$0.00	\$155.00	0.00
24308-1000-52314-0000-001752-0000-00000	CRRSA, ESSER II-Vision	\$0.00	\$51.00	\$0.00	\$0.00	\$51.00	0.00
24308-1000-52315-0000-001752-0000-00000	CRRSA, ESSER II-Disability	\$0.00	\$144.00	\$0.00	\$0.00	\$144.00	0.00
24308-1000-52500-0000-001752-0000-00000	CRRSA, ESSER II-Unemployment Compensation	\$0.00	\$45.00	\$0.00	\$0.00	\$45.00	0.00
24308-1000-52710-0000-001752-0000-00000	CRRSA, ESSER II-Workers Compensation Premium	\$0.00	\$68.00	\$68.00	\$0.00	\$0.00	100.00
24308-1000-52720-0000-001752-0000-00000	CRRSA, ESSER II-Workers Compensation Employer's Fee	\$0.00	\$5.00	\$0.00	\$0.00	\$5.00	0.00
24308-1000-56113-1010-001752-0000-00000	CRRSA, ESSER II-Software	\$0.00	\$3,281.00	\$3,281.35	\$0.00	(\$0.35)	100.01
<b>Subtotal of Element: Expenditure</b>		<b>\$0.00</b>	<b>\$54,704.00</b>	<b>\$3,349.35</b>	<b>\$0.00</b>	<b>\$51,354.65</b>	<b>6.12</b>
<b>Subtotal of Element: [Function] 1000 - Instruction</b>		<b>\$0.00</b>	<b>\$54,704.00</b>	<b>\$3,349.35</b>	<b>\$0.00</b>	<b>\$51,354.65</b>	<b>6.12</b>
24308-2100-51100-0000-001752-1218-00000	CRRSA, ESSER II-Salaries Expense	\$6,004.08	\$78,053.00	\$12,008.16	\$66,044.84	\$0.00	15.38
24308-2100-52111-0000-001752-0000-00000	CRRSA, ESSER II-Educational Retirement	\$909.62	\$11,826.00	\$1,819.24	\$10,005.81	\$0.95	15.38
24308-2100-52112-0000-001752-0000-00000	CRRSA, ESSER II-ERA - Retiree Health	\$120.08	\$1,562.00	\$240.16	\$1,320.88	\$0.96	15.37
24308-2100-52210-0000-001752-0000-00000	CRRSA, ESSER II-FICA Payments	\$326.78	\$4,840.00	\$677.72	\$3,594.58	\$567.70	14.00
24308-2100-52220-0000-001752-0000-00000	CRRSA, ESSER II-Medicare Payments	\$76.42	\$1,132.00	\$158.49	\$840.62	\$132.89	14.00
24308-2100-52311-0000-001752-0000-00000	CRRSA, ESSER II-Health and Medical Premiums	\$1,040.33	\$13,233.00	\$1,040.33	\$11,443.75	\$748.92	7.86
24308-2100-52312-0000-001752-0000-00000	CRRSA, ESSER II-Life	\$5.26	\$57.00	\$5.26	\$57.86	(\$6.12)	9.22
24308-2100-52313-0000-001752-0000-00000	CRRSA, ESSER II-Dental	\$51.32	\$616.00	\$51.32	\$564.52	\$0.16	8.33
24308-2100-52314-0000-001752-0000-00000	CRRSA, ESSER II-Vision	\$8.48	\$102.00	\$8.48	\$93.28	\$0.24	8.31
24308-2100-52500-0000-001752-0000-00000	CRRSA, ESSER II-Unemployment Compensation	\$0.00	\$90.00	\$0.00	\$85.14	\$4.86	0.00
24308-2100-52710-0000-001752-0000-00000	CRRSA, ESSER II-Workers Compensation Premium	\$0.00	\$919.00	\$919.00	\$0.00	\$0.00	100.00
24308-2100-52720-0000-001752-0000-00000	CRRSA, ESSER II-Workers Compensation Employer's Fee	\$0.77	\$10.00	\$0.77	\$8.59	\$0.64	7.70
<b>Subtotal of Element: Expenditure</b>		<b>\$8,543.14</b>	<b>\$112,440.00</b>	<b>\$16,928.93</b>	<b>\$94,059.87</b>	<b>\$1,451.20</b>	<b>15.06</b>
<b>Subtotal of Element: [Function] 2100 - Support Services-Students</b>		<b>\$8,543.14</b>	<b>\$112,440.00</b>	<b>\$16,928.93</b>	<b>\$94,059.87</b>	<b>\$1,451.20</b>	<b>15.06</b>
24308-2200-51100-0000-001752-1211-00000	CRRSA, ESSER II-Salaries Expense	\$7,380.46	\$83,200.00	\$16,141.36	\$66,000.00	\$1,058.64	19.40
24308-2200-52111-0000-001752-0000-00000	CRRSA, ESSER II-Educational Retirement	\$1,118.14	\$12,605.00	\$2,445.42	\$9,999.00	\$160.58	19.40
24308-2200-52112-0000-001752-0000-00000	CRRSA, ESSER II-ERA - Retiree Health	\$147.61	\$1,664.00	\$322.83	\$1,320.00	\$21.17	19.40
24308-2200-52210-0000-001752-0000-00000	CRRSA, ESSER II-FICA Payments	\$445.89	\$5,159.00	\$974.26	\$3,963.30	\$221.44	18.88
24308-2200-52220-0000-001752-0000-00000	CRRSA, ESSER II-Medicare Payments	\$104.28	\$1,207.00	\$227.85	\$926.86	\$52.29	18.87
24308-2200-52311-0000-001752-0000-00000	CRRSA, ESSER II-Health and Medical Premiums	(\$180.50)	\$3,366.00	\$90.26	\$2,978.36	\$297.38	2.68
24308-2200-52312-0000-001752-0000-00000	CRRSA, ESSER II-Life	\$0.00	\$57.00	\$5.26	\$57.86	(\$6.12)	9.22
24308-2200-52313-0000-001752-0000-00000	CRRSA, ESSER II-Dental	(\$5.74)	\$206.00	\$2.84	\$94.38	\$108.78	1.37
24308-2200-52314-0000-001752-0000-00000	CRRSA, ESSER II-Vision	(\$2.50)	\$46.00	\$1.26	\$41.36	\$3.38	2.73
24308-2200-52315-0000-001752-0000-00000	CRRSA, ESSER II-Disability	(\$37.70)	\$183.00	(\$37.70)	\$0.00	\$220.70	-20.60
24308-2200-52500-0000-001752-0000-00000	CRRSA, ESSER II-Unemployment Compensation	\$9.90	\$90.00	\$19.80	\$79.80	(\$9.60)	22.00
24308-2200-52720-0000-001752-0000-00000	CRRSA, ESSER II-Workers Compensation Employer's Fee	\$0.77	\$10.00	\$1.16	\$8.43	\$0.41	11.60
<b>Subtotal of Element: Expenditure</b>		<b>\$8,980.61</b>	<b>\$107,793.00</b>	<b>\$20,194.60</b>	<b>\$85,469.35</b>	<b>\$2,129.05</b>	<b>18.73</b>
<b>Subtotal of Element: [Function] 2200 - Support Services-Instruction</b>		<b>\$8,980.61</b>	<b>\$107,793.00</b>	<b>\$20,194.60</b>	<b>\$85,469.35</b>	<b>\$2,129.05</b>	<b>18.73</b>



<b>Subtotal of Element: [Fund] 24308 - CRRSA, ESSER II</b>		<b>\$17,523.75</b>	<b>\$274,937.00</b>	<b>\$40,472.88</b>	<b>\$179,529.22</b>	<b>\$54,934.90</b>	<b>14.72</b>
24312-1000-51300-1010-001752-1411-00000	ESSER CRRSA Retention Stipend-Additional Compensation	\$0.00	\$1,668.00	\$0.00	\$0.00	\$1,668.00	0.00
<b>Subtotal of Element: Expenditure</b>		<b>\$0.00</b>	<b>\$1,668.00</b>	<b>\$0.00</b>	<b>\$0.00</b>	<b>\$1,668.00</b>	<b>0.00</b>
<b>Subtotal of Element: [Function] 1000 - Instruction</b>		<b>\$0.00</b>	<b>\$1,668.00</b>	<b>\$0.00</b>	<b>\$0.00</b>	<b>\$1,668.00</b>	<b>0.00</b>
24312-2100-51300-0000-001752-1218-00000	ESSER CRRSA Retention Stipend-Additional Compensation	\$0.00	\$200.00	\$200.00	\$0.00	\$0.00	100.00
<b>Subtotal of Element: Expenditure</b>		<b>\$0.00</b>	<b>\$200.00</b>	<b>\$200.00</b>	<b>\$0.00</b>	<b>\$0.00</b>	<b>100.00</b>
<b>Subtotal of Element: [Function] 2100 - Support Services-Students</b>		<b>\$0.00</b>	<b>\$200.00</b>	<b>\$200.00</b>	<b>\$0.00</b>	<b>\$0.00</b>	<b>100.00</b>
24312-2400-51300-0000-001752-1217-00000	ESSER CRRSA Retention Stipend-Additional Compensation	\$0.00	\$200.00	\$200.00	\$0.00	\$0.00	100.00
<b>Subtotal of Element: Expenditure</b>		<b>\$0.00</b>	<b>\$200.00</b>	<b>\$200.00</b>	<b>\$0.00</b>	<b>\$0.00</b>	<b>100.00</b>
<b>Subtotal of Element: [Function] 2400 - Support Services-School Administration</b>		<b>\$0.00</b>	<b>\$200.00</b>	<b>\$200.00</b>	<b>\$0.00</b>	<b>\$0.00</b>	<b>100.00</b>
<b>Subtotal of Element: [Fund] 24312 - ESSER CRRSA Retention Stipend</b>		<b>\$0.00</b>	<b>\$2,068.00</b>	<b>\$400.00</b>	<b>\$0.00</b>	<b>\$1,668.00</b>	<b>19.34</b>
24330-1000-53330-1010-001752-0000-00000	CRRSA, ESSER III-Professional Development	\$0.00	\$0.00	\$0.00	\$5,394.00	(\$5,394.00)	0.00
<b>Subtotal of Element: Expenditure</b>		<b>\$0.00</b>	<b>\$0.00</b>	<b>\$0.00</b>	<b>\$5,394.00</b>	<b>(\$5,394.00)</b>	<b>0.00</b>
<b>Subtotal of Element: [Function] 1000 - Instruction</b>		<b>\$0.00</b>	<b>\$0.00</b>	<b>\$0.00</b>	<b>\$5,394.00</b>	<b>(\$5,394.00)</b>	<b>0.00</b>
24330-2100-53414-0000-001752-0000-00000	CRRSA, ESSER III-Other Services	\$0.00	\$0.00	\$0.00	\$30,000.00	(\$30,000.00)	0.00
24330-2100-56113-0000-001752-0000-00000	CRRSA, ESSER III-Software	\$0.00	\$0.00	\$0.00	\$94.90	(\$94.90)	0.00
<b>Subtotal of Element: Expenditure</b>		<b>\$0.00</b>	<b>\$0.00</b>	<b>\$0.00</b>	<b>\$30,094.90</b>	<b>(\$30,094.90)</b>	<b>0.00</b>
<b>Subtotal of Element: [Function] 2100 - Support Services-Students</b>		<b>\$0.00</b>	<b>\$0.00</b>	<b>\$0.00</b>	<b>\$30,094.90</b>	<b>(\$30,094.90)</b>	<b>0.00</b>
<b>Subtotal of Element: [Fund] 24330 - CRRSA, ESSER III</b>		<b>\$0.00</b>	<b>\$0.00</b>	<b>\$0.00</b>	<b>\$35,488.90</b>	<b>(\$35,488.90)</b>	<b>0.00</b>
27107-1000-57332-1010-001752-0000-00000	Library GO Bonds-Supply Assets (\$5,000 or Less)	\$0.00	\$3,618.00	\$0.00	\$0.00	\$3,618.00	0.00
<b>Subtotal of Element: Expenditure</b>		<b>\$0.00</b>	<b>\$3,618.00</b>	<b>\$0.00</b>	<b>\$0.00</b>	<b>\$3,618.00</b>	<b>0.00</b>
<b>Subtotal of Element: [Function] 1000 - Instruction</b>		<b>\$0.00</b>	<b>\$3,618.00</b>	<b>\$0.00</b>	<b>\$0.00</b>	<b>\$3,618.00</b>	<b>0.00</b>
27107-2200-56114-0000-001752-0000-00000	Library GO Bonds-Library And Audio-Visual	\$0.00	\$2,778.00	\$0.00	\$0.00	\$2,778.00	0.00
<b>Subtotal of Element: Expenditure</b>		<b>\$0.00</b>	<b>\$2,778.00</b>	<b>\$0.00</b>	<b>\$0.00</b>	<b>\$2,778.00</b>	<b>0.00</b>
<b>Subtotal of Element: [Function] 2200 - Support Services-Instruction</b>		<b>\$0.00</b>	<b>\$2,778.00</b>	<b>\$0.00</b>	<b>\$0.00</b>	<b>\$2,778.00</b>	<b>0.00</b>
<b>Subtotal of Element: [Fund] 27107 - Library GO Bonds</b>		<b>\$0.00</b>	<b>\$6,396.00</b>	<b>\$0.00</b>	<b>\$0.00</b>	<b>\$6,396.00</b>	<b>0.00</b>
27109-1000-56111-1010-001752-0000-00000	Instructional Materials-Instructional Materials Cash - 50% Textbooks	\$0.00	\$7,737.00	\$44.74	\$112.25	\$7,580.01	0.57
<b>Subtotal of Element: Expenditure</b>		<b>\$0.00</b>	<b>\$7,737.00</b>	<b>\$44.74</b>	<b>\$112.25</b>	<b>\$7,580.01</b>	<b>0.58</b>
<b>Subtotal of Element: [Function] 1000 - Instruction</b>		<b>\$0.00</b>	<b>\$7,737.00</b>	<b>\$44.74</b>	<b>\$112.25</b>	<b>\$7,580.01</b>	<b>0.58</b>
<b>Subtotal of Element: [Fund] 27109 - Instructional Materials</b>		<b>\$0.00</b>	<b>\$7,737.00</b>	<b>\$44.74</b>	<b>\$112.25</b>	<b>\$7,580.01</b>	<b>0.58</b>
27502-1000-56118-1010-001752-0000-00000	Student Advisement Plan-General Supplies and Materials	\$0.00	\$0.00	\$0.00	\$28.66	(\$28.66)	0.00

<b>Subtotal of Element: Expenditure</b>		<b>\$0.00</b>	<b>\$0.00</b>	<b>\$0.00</b>	<b>\$28.66</b>	<b>(\$28.66)</b>	<b>0.00</b>
<b>Subtotal of Element: [Function] 1000 - Instruction</b>		<b>\$0.00</b>	<b>\$0.00</b>	<b>\$0.00</b>	<b>\$28.66</b>	<b>(\$28.66)</b>	<b>0.00</b>
27502-2100-51300-0000-001752-1217-00000	Student Advisement Plan-Additional Compensation	\$0.00	\$1,500.00	\$0.00	\$0.00	\$1,500.00	0.00
27502-2100-52111-0000-001752-0000-00000	Student Advisement Plan-Educational Retirement	\$0.00	\$228.00	\$0.00	\$0.00	\$228.00	0.00
27502-2100-52112-0000-001752-0000-00000	Student Advisement Plan-ERA - Retiree Health	\$0.00	\$30.00	\$0.00	\$0.00	\$30.00	0.00
27502-2100-52210-0000-001752-0000-00000	Student Advisement Plan-FICA Payments	\$0.00	\$93.00	\$0.00	\$0.00	\$93.00	0.00
27502-2100-52220-0000-001752-0000-00000	Student Advisement Plan-Medicare Payments	\$0.00	\$22.00	\$0.00	\$0.00	\$22.00	0.00
27502-2100-53414-0000-001752-0000-00000	Student Advisement Plan-Other Services	\$0.00	\$16,937.00	\$0.00	\$0.00	\$16,937.00	0.00
<b>Subtotal of Element: Expenditure</b>		<b>\$0.00</b>	<b>\$18,810.00</b>	<b>\$0.00</b>	<b>\$0.00</b>	<b>\$18,810.00</b>	<b>0.00</b>
<b>Subtotal of Element: [Function] 2100 - Support Services-Students</b>		<b>\$0.00</b>	<b>\$18,810.00</b>	<b>\$0.00</b>	<b>\$0.00</b>	<b>\$18,810.00</b>	<b>0.00</b>
<b>Subtotal of Element: [Fund] 27502 - Student Advisement Plan</b>		<b>\$0.00</b>	<b>\$18,810.00</b>	<b>\$0.00</b>	<b>\$28.66</b>	<b>\$18,781.34</b>	<b>0.00</b>
29102-1000-56118-1010-001752-0000-00000	Private Dir Grants (Categorical)-General Supplies and Materials	\$0.00	\$2,000.00	\$0.00	\$0.00	\$2,000.00	0.00
29102-1000-57331-1010-001752-0000-00000	Private Dir Grants (Categorical)-Fixed Assets (More Than \$5,000)	\$0.00	\$36,669.00	\$0.00	\$0.00	\$36,669.00	0.00
<b>Subtotal of Element: Expenditure</b>		<b>\$0.00</b>	<b>\$38,669.00</b>	<b>\$0.00</b>	<b>\$0.00</b>	<b>\$38,669.00</b>	<b>0.00</b>
<b>Subtotal of Element: [Function] 1000 - Instruction</b>		<b>\$0.00</b>	<b>\$38,669.00</b>	<b>\$0.00</b>	<b>\$0.00</b>	<b>\$38,669.00</b>	<b>0.00</b>
29102-2300-51100-0000-001752-1111-61005	Private Dir Grants (Categorical)-Salaries Expense	(\$1,888.34)	\$0.00	\$0.00	\$0.00	\$0.00	0.00
29102-2300-52111-0000-001752-0000-61005	Private Dir Grants (Categorical)-Educational Retirement	(\$286.08)	\$0.00	\$0.00	\$0.00	\$0.00	0.00
29102-2300-52112-0000-001752-0000-61005	Private Dir Grants (Categorical)-ERA - Retiree Health	(\$37.76)	\$0.00	\$0.00	\$0.00	\$0.00	0.00
29102-2300-52210-0000-001752-0000-61005	Private Dir Grants (Categorical)-FICA Payments	(\$111.70)	\$0.00	\$0.00	\$0.00	\$0.00	0.00
29102-2300-52220-0000-001752-0000-61005	Private Dir Grants (Categorical)-Medicare Payments	(\$26.12)	\$0.00	\$0.00	\$0.00	\$0.00	0.00
29102-2300-55915-0000-001752-0000-00000	Private Dir Grants (Categorical)-Other Contract Services	\$0.00	\$0.00	\$5,000.00	\$0.00	(\$5,000.00)	0.00
<b>Subtotal of Element: Expenditure</b>		<b>(\$2,350.00)</b>	<b>\$0.00</b>	<b>\$5,000.00</b>	<b>\$0.00</b>	<b>(\$5,000.00)</b>	<b>0.00</b>
<b>Subtotal of Element: [Function] 2300 - Support Services-General Administration</b>		<b>(\$2,350.00)</b>	<b>\$0.00</b>	<b>\$5,000.00</b>	<b>\$0.00</b>	<b>(\$5,000.00)</b>	<b>0.00</b>
29102-2400-56118-0000-001752-0000-00000	Private Dir Grants (Categorical)-General Supplies and Materials	\$0.00	\$2,000.00	\$0.00	\$0.00	\$2,000.00	0.00
<b>Subtotal of Element: Expenditure</b>		<b>\$0.00</b>	<b>\$2,000.00</b>	<b>\$0.00</b>	<b>\$0.00</b>	<b>\$2,000.00</b>	<b>0.00</b>
<b>Subtotal of Element: [Function] 2400 - Support Services-School Administration</b>		<b>\$0.00</b>	<b>\$2,000.00</b>	<b>\$0.00</b>	<b>\$0.00</b>	<b>\$2,000.00</b>	<b>0.00</b>
<b>Subtotal of Element: [Fund] 29102 - Private Dir Grants (Categorical)</b>		<b>(\$2,350.00)</b>	<b>\$40,669.00</b>	<b>\$5,000.00</b>	<b>\$0.00</b>	<b>\$35,669.00</b>	<b>12.29</b>
31400-4000-53414-0000-001752-0000-00000	Special Capital Outlay-State-Other Services	\$0.00	\$20,200.00	\$0.00	\$0.00	\$20,200.00	0.00
31400-4000-54500-0000-001752-0000-00000	Special Capital Outlay-State-Construction Services	\$0.00	\$150,000.00	\$0.00	\$21,791.76	\$128,208.24	0.00
31400-4000-57200-0000-001752-0000-00000	Special Capital Outlay-State-Buildings Purchase	\$0.00	\$149,800.00	\$0.00	\$0.00	\$149,800.00	0.00
<b>Subtotal of Element: Expenditure</b>		<b>\$0.00</b>	<b>\$320,000.00</b>	<b>\$0.00</b>	<b>\$21,791.76</b>	<b>\$298,208.24</b>	<b>0.00</b>

<b>Subtotal of Element: [Function] 4000 - Capital Outlay</b>		<b>\$0.00</b>	<b>\$320,000.00</b>	<b>\$0.00</b>	<b>\$21,791.76</b>	<b>\$298,208.24</b>	<b>0.00</b>
<b>Subtotal of Element: [Fund] 31400 - Special Capital Outlay-State</b>		<b>\$0.00</b>	<b>\$320,000.00</b>	<b>\$0.00</b>	<b>\$21,791.76</b>	<b>\$298,208.24</b>	<b>0.00</b>
31600-2300-53712-0000-001752-0000-00000	Capital Improvements HB-33-County Tax Collection Costs	\$12.59	\$5,862.00	\$46.90	\$0.00	\$5,815.10	0.80
<b>Subtotal of Element: Expenditure</b>		<b>\$12.59</b>	<b>\$5,862.00</b>	<b>\$46.90</b>	<b>\$0.00</b>	<b>\$5,815.10</b>	<b>0.80</b>
<b>Subtotal of Element: [Function] 2300 - Support Services-General Administration</b>		<b>\$12.59</b>	<b>\$5,862.00</b>	<b>\$46.90</b>	<b>\$0.00</b>	<b>\$5,815.10</b>	<b>0.80</b>
31600-4000-57200-0000-001752-0000-00000	Capital Improvements HB-33-Buildings Purchase	\$0.00	\$642,450.00	\$0.00	\$0.00	\$642,450.00	0.00
31600-4000-57331-0000-001752-0000-00000	Capital Improvements HB-33-Fixed Assets (More Than \$5,000)	\$0.00	\$139,930.00	\$0.00	\$0.00	\$139,930.00	0.00
<b>Subtotal of Element: Expenditure</b>		<b>\$0.00</b>	<b>\$782,380.00</b>	<b>\$0.00</b>	<b>\$0.00</b>	<b>\$782,380.00</b>	<b>0.00</b>
<b>Subtotal of Element: [Function] 4000 - Capital Outlay</b>		<b>\$0.00</b>	<b>\$782,380.00</b>	<b>\$0.00</b>	<b>\$0.00</b>	<b>\$782,380.00</b>	<b>0.00</b>
<b>Subtotal of Element: [Fund] 31600 - Capital Improvements HB-33</b>		<b>\$12.59</b>	<b>\$788,242.00</b>	<b>\$46.90</b>	<b>\$0.00</b>	<b>\$788,195.10</b>	<b>0.01</b>
31700-4000-57332-0000-001752-0000-00000	Capital Improvements SB-9-Supply Assets (\$5,000 or Less)	\$0.00	\$4,443.00	\$0.00	\$0.00	\$4,443.00	0.00
<b>Subtotal of Element: Expenditure</b>		<b>\$0.00</b>	<b>\$4,443.00</b>	<b>\$0.00</b>	<b>\$0.00</b>	<b>\$4,443.00</b>	<b>0.00</b>
<b>Subtotal of Element: [Function] 4000 - Capital Outlay</b>		<b>\$0.00</b>	<b>\$4,443.00</b>	<b>\$0.00</b>	<b>\$0.00</b>	<b>\$4,443.00</b>	<b>0.00</b>
<b>Subtotal of Element: [Fund] 31700 - Capital Improvements SB-9</b>		<b>\$0.00</b>	<b>\$4,443.00</b>	<b>\$0.00</b>	<b>\$0.00</b>	<b>\$4,443.00</b>	<b>0.00</b>
31701-2300-53712-0000-001752-0000-00000	Capital Improvements SB-9 Local-County Tax Collection Costs	\$6.27	\$1,080.00	\$23.44	\$0.00	\$1,056.56	2.17
<b>Subtotal of Element: Expenditure</b>		<b>\$6.27</b>	<b>\$1,080.00</b>	<b>\$23.44</b>	<b>\$0.00</b>	<b>\$1,056.56</b>	<b>2.17</b>
<b>Subtotal of Element: [Function] 2300 - Support Services-General Administration</b>		<b>\$6.27</b>	<b>\$1,080.00</b>	<b>\$23.44</b>	<b>\$0.00</b>	<b>\$1,056.56</b>	<b>2.17</b>
31701-4000-57200-0000-001752-0000-00000	Capital Improvements SB-9 Local-Buildings Purchase	\$0.00	\$378,909.00	\$0.00	\$0.00	\$378,909.00	0.00
31701-4000-57331-0000-001752-0000-00000	Capital Improvements SB-9 Local-Fixed Assets (More Than \$5,000)	\$0.00	\$70,863.00	\$0.00	\$0.00	\$70,863.00	0.00
31701-4000-57332-0000-001752-0000-00000	Capital Improvements SB-9 Local-Supply Assets (\$5,000 or Less)	\$0.00	\$0.00	\$9.75	\$0.00	(\$9.75)	0.00
<b>Subtotal of Element: Expenditure</b>		<b>\$0.00</b>	<b>\$449,772.00</b>	<b>\$9.75</b>	<b>\$0.00</b>	<b>\$449,762.25</b>	<b>0.00</b>
<b>Subtotal of Element: [Function] 4000 - Capital Outlay</b>		<b>\$0.00</b>	<b>\$449,772.00</b>	<b>\$9.75</b>	<b>\$0.00</b>	<b>\$449,762.25</b>	<b>0.00</b>
<b>Subtotal of Element: [Fund] 31701 - Capital Improvements SB-9 Local</b>		<b>\$6.27</b>	<b>\$450,852.00</b>	<b>\$33.19</b>	<b>\$0.00</b>	<b>\$450,818.81</b>	<b>0.01</b>
31703-4000-57332-0000-001752-0000-00000	SB-9 State Match Cash-Supply Assets (\$5,000 or Less)	\$0.00	\$11,818.00	\$0.00	\$0.00	\$11,818.00	0.00
<b>Subtotal of Element: Expenditure</b>		<b>\$0.00</b>	<b>\$11,818.00</b>	<b>\$0.00</b>	<b>\$0.00</b>	<b>\$11,818.00</b>	<b>0.00</b>
<b>Subtotal of Element: [Function] 4000 - Capital Outlay</b>		<b>\$0.00</b>	<b>\$11,818.00</b>	<b>\$0.00</b>	<b>\$0.00</b>	<b>\$11,818.00</b>	<b>0.00</b>
<b>Subtotal of Element: [Fund] 31703 - SB-9 State Match Cash</b>		<b>\$0.00</b>	<b>\$11,818.00</b>	<b>\$0.00</b>	<b>\$0.00</b>	<b>\$11,818.00</b>	<b>0.00</b>
<b>Grand Total</b>		<b>\$191,352.71</b>	<b>\$6,453,353.00</b>	<b>\$406,216.00</b>	<b>\$2,078,189.47</b>	<b>\$3,968,947.53</b>	<b>6.29</b>

# Health Leadership High School

## Statement of Revenues and Expenditures and Change in Fund Balance

Cycle: FY21-22; Fund Class: [All]; Fund Columns: [All Non-Zero Funds]; Account Expression: [All]; Include Element Value: Yes; Revenue Element: Object; Expenditure Element: Function; Begin Date: 08/01/2021; End Date: 08/31/2021

Description	11000 - 24101 - Title I - Operational	24106 - Entitlement IASA	24106 - Entitlement IDEA-B	24146 - Charter Schools	24307 - Social Emotional Learning
41110 - Ad Valorem Taxes - School District	\$0.00	\$0.00	\$0.00	\$0.00	\$0.00
43101 - State Equalization Guarantee	\$186,522.00	\$0.00	\$0.00	\$0.00	\$0.00
<b>Total Revenue</b>	\$186,522.00	\$0.00	\$0.00	\$0.00	\$0.00
1000 - Instruction	\$58,496.70	\$1,664.47	\$3,150.82	\$0.00	\$1,800.00
2100 - Support Services-Students	\$33,760.37	\$2,407.12	\$0.00	\$0.00	\$500.11
2200 - Support Services-Instruction	\$8,564.61	\$0.00	\$0.00	\$0.00	\$0.00
2300 - Support Services-General Administration	\$24,436.53	\$0.00	\$0.00	\$0.00	\$0.00
2400 - Support Services-School Administration	\$1,069.51	\$0.00	\$0.00	\$0.00	\$0.00
2500 - Central Services	\$14,610.44	\$0.00	\$0.00	\$0.00	\$0.00
2600 - Operation & Maintenance of Plant	\$25,427.24	\$0.00	\$0.00	\$272.18	\$0.00
<b>Total Expenditure</b>	\$166,365.40	\$4,071.59	\$3,150.82	\$272.18	\$2,300.11
<b>Total Other Financing Sources (Uses)</b>	\$0.00	\$0.00	\$0.00	\$0.00	\$0.00
<b>Excess (deficiency) of revenues and other financing sources over expenditures and other financing uses</b>	\$20,156.60	(\$4,071.59)	(\$3,150.82)	(\$272.18)	(\$2,300.11)
Fund Balance, Beginning of year	\$2,143,643.96	(\$21,660.55)	(\$12,054.84)	(\$3,465.47)	\$0.00
<b>Fund Balance, End of year</b>	<b>\$2,163,800.56</b>	<b>(\$25,732.14)</b>	<b>(\$15,205.66)</b>	<b>(\$3,737.65)</b>	<b>(\$2,300.11)</b>

# Health Leadership High School

## Statement of Revenues and Expenditures and Change in Fund Balance

Cycle: FY21-22; Fund Class: [All]; Fund Columns: [All Non-Zero Funds]; Account Expression: [All]; Include Element Value: Yes; Revenue Element: Object; Expenditure Element: Function; Begin Date: 08/01/2021; End Date: 08/31/2021

Description	24308 - CRRSA, ESSER II	29102 - Private Dir Grants (Categ	31600 - Capital Improvements HB-3	31701 - Capital Improvements SB-9	Total
41110 - Ad Valorem Taxes - School District	\$0.00	\$0.00	\$1,259.52	\$627.30	\$1,886.82
43101 - State Equalization Guarantee	\$0.00	\$0.00	\$0.00	\$0.00	\$186,522.00
<b>Total Revenue</b>	\$0.00	\$0.00	\$1,259.52	\$627.30	\$188,408.82
1000 - Instruction	\$0.00	\$0.00	\$0.00	\$0.00	\$65,111.99
2100 - Support Services-Students	\$8,543.14	\$0.00	\$0.00	\$0.00	\$45,210.74
2200 - Support Services-Instruction	\$8,980.61	\$0.00	\$0.00	\$0.00	\$17,545.22
2300 - Support Services-General Administration	\$0.00	(\$2,350.00)	\$12.59	\$6.27	\$22,105.39
2400 - Support Services-School Administration	\$0.00	\$0.00	\$0.00	\$0.00	\$1,069.51
2500 - Central Services	\$0.00	\$0.00	\$0.00	\$0.00	\$14,610.44
2600 - Operation & Maintenance of Plant	\$0.00	\$0.00	\$0.00	\$0.00	\$25,699.42
<b>Total Expenditure</b>	\$17,523.75	(\$2,350.00)	\$12.59	\$6.27	\$191,352.71
<b>Total Other Financing Sources (Uses)</b>	\$0.00	\$0.00	\$0.00	\$0.00	\$0.00
<b>Excess (deficiency) of revenues and other financing sources over expenditures and other financing uses</b>	(\$17,523.75)	\$2,350.00	\$1,246.93	\$621.03	(\$2,943.89)
Fund Balance, Beginning of year	\$0.00	(\$17,999.77)	\$646,180.82	\$380,136.52	\$3,114,780.67
<b>Fund Balance, End of year</b>	<b>(\$17,523.75)</b>	<b>(\$15,649.77)</b>	<b>\$647,427.75</b>	<b>\$380,757.55</b>	<b>\$3,111,836.78</b>

# Health Leadership High School

## Balance Sheet Report

Cycle: FY21-22; Fund Class: [All]; Fund Columns: [All Non-Zero Funds]; Account Expression: [All]; Balance Date: 08/31/2021; Detail: No; Created On: 9/16/2021 10:07:53 AM

Description	11000	14000	23000	24101	24106	24146	24154	24174	24176
11012 - Cash	\$2,232,220.31	\$11,458.55	\$2,442.50	(\$5,281.78)	(\$3,718.89)	(\$544.36)	(\$1,612.95)	\$0.00	(\$15,398.80)
13000 - Receivables	\$2,000.00	\$0.00	\$0.00	\$0.00	\$0.00	\$0.00	\$0.00	\$0.00	\$0.00
13011 - Taxes Receivable	\$0.00	\$0.00	\$0.00	\$0.00	\$0.00	\$0.00	\$0.00	\$0.00	\$0.00
<b>Subtotal of Account Type: Asset</b>	<b>\$2,234,220.31</b>	<b>\$11,458.55</b>	<b>\$2,442.50</b>	<b>(\$5,281.78)</b>	<b>(\$3,718.89)</b>	<b>(\$544.36)</b>	<b>(\$1,612.95)</b>	<b>\$0.00</b>	<b>(\$15,398.80)</b>
<b>Subtotal of Account Group: Assets</b>	<b>\$2,234,220.31</b>	<b>\$11,458.55</b>	<b>\$2,442.50</b>	<b>(\$5,281.78)</b>	<b>(\$3,718.89)</b>	<b>(\$544.36)</b>	<b>(\$1,612.95)</b>	<b>\$0.00</b>	<b>(\$15,398.80)</b>
23126 - Unemployment Insurance	\$255.12	\$0.00	\$0.00	\$0.00	\$0.00	\$0.00	\$0.00	\$0.00	\$0.00
23127 - Workers' Compensation (Employee)	\$0.38	\$0.00	\$0.00	\$0.00	\$0.00	\$0.00	\$0.00	\$0.00	\$0.00
23142 - State Income Tax	\$2,192.37	\$0.00	\$0.00	\$98.95	\$73.42	\$0.00	\$0.00	\$0.00	\$0.00
23161 - VD - ReliaStar	\$100.00	\$0.00	\$0.00	\$0.00	\$0.00	\$0.00	\$0.00	\$0.00	\$0.00
23163 - VD - Allstate	\$44.37	\$0.00	\$0.00	\$0.00	\$0.00	\$0.00	\$0.00	\$0.00	\$0.00
23224 - Education Retirement	\$19,868.96	\$0.00	\$0.00	\$795.58	\$611.86	\$0.00	\$0.00	\$0.00	\$0.00
23225 - Health Insurance	\$14,949.09	\$0.00	\$0.00	\$403.08	\$342.86	\$0.00	\$0.00	\$0.00	\$0.00
23226 - Unemployment Insurance	(\$130.55)	\$0.00	\$0.00	(\$7.22)	(\$22.97)	\$0.00	\$0.00	\$0.00	\$0.00
23227 - Workers Comensation	\$35.69	\$0.00	\$0.00	\$2.51	\$1.76	\$0.00	\$0.00	\$0.00	\$0.00
23245 - Retiree Health Care	\$2,305.90	\$0.00	\$0.00	\$92.34	\$71.00	\$0.00	\$0.00	\$0.00	\$0.00
<b>Subtotal of Account Type: Liability</b>	<b>\$39,621.33</b>	<b>\$0.00</b>	<b>\$0.00</b>	<b>\$1,385.24</b>	<b>\$1,077.93</b>	<b>\$0.00</b>	<b>\$0.00</b>	<b>\$0.00</b>	<b>\$0.00</b>
32300 - Unreserved Fund Balance	\$2,143,643.96	\$11,458.55	\$2,442.50	(\$21,660.55)	(\$12,054.84)	(\$3,465.47)	(\$6,470.79)	(\$1,318.73)	\$0.00
Net Increase/Decrease	\$50,955.02	\$0.00	\$0.00	\$14,993.53	\$7,258.02	\$2,921.11	\$4,857.84	\$1,318.73	(\$15,398.80)
<b>Subtotal of Account Type: Fund Balance/Retained Earnings</b>	<b>\$2,194,598.98</b>	<b>\$11,458.55</b>	<b>\$2,442.50</b>	<b>(\$6,667.02)</b>	<b>(\$4,796.82)</b>	<b>(\$544.36)</b>	<b>(\$1,612.95)</b>	<b>\$0.00</b>	<b>(\$15,398.80)</b>
<b>Subtotal of Account Group: Liabilities/Fund Balance</b>	<b>\$2,234,220.31</b>	<b>\$11,458.55</b>	<b>\$2,442.50</b>	<b>(\$5,281.78)</b>	<b>(\$3,718.89)</b>	<b>(\$544.36)</b>	<b>(\$1,612.95)</b>	<b>\$0.00</b>	<b>(\$15,398.80)</b>

# Health Leadership High School

## Balance Sheet Report

Cycle: FY21-22; Fund Class: [All]; Fund Columns: [All Non-Zero Funds]; Account Expression: [All]; Balance Date: 08/31/2021; Detail: No; Created On: 9/16/2021 10:07:53 AM

Description	24190	24191	24301	24307	24308	24312	26121	27109	27189	27502
11012 - Cash	\$0.46	\$0.00	\$0.00	(\$9,109.36)	(\$33,873.22)	(\$399.34)	\$2,500.00	\$8,054.81	\$22.94	\$0.00
13000 - Receivables	\$0.00	\$0.00	\$0.00	\$0.00	\$0.00	\$0.00	\$0.00	\$0.00	\$0.00	\$0.00
13011 - Taxes Receivable	\$0.00	\$0.00	\$0.00	\$0.00	\$0.00	\$0.00	\$0.00	\$0.00	\$0.00	\$0.00
<b>Subtotal of Account Type: Asset</b>	<b>\$0.46</b>	<b>\$0.00</b>	<b>\$0.00</b>	<b>(\$9,109.36)</b>	<b>(\$33,873.22)</b>	<b>(\$399.34)</b>	<b>\$2,500.00</b>	<b>\$8,054.81</b>	<b>\$22.94</b>	<b>\$0.00</b>
<b>Subtotal of Account Group: Assets</b>	<b>\$0.46</b>	<b>\$0.00</b>	<b>\$0.00</b>	<b>(\$9,109.36)</b>	<b>(\$33,873.22)</b>	<b>(\$399.34)</b>	<b>\$2,500.00</b>	<b>\$8,054.81</b>	<b>\$22.94</b>	<b>\$0.00</b>
23126 - Unemployment Insurance	\$0.00	\$0.00	\$0.00	\$0.00	\$0.00	\$0.00	\$0.00	\$0.00	\$0.00	\$0.00
23127 - Workers' Compensation (Employee)	\$0.00	\$0.00	\$0.00	\$0.00	\$0.00	\$0.00	\$0.00	\$0.00	\$0.00	\$0.00
23142 - State Income Tax	\$0.00	\$0.00	\$0.00	\$0.00	\$360.53	\$0.00	\$0.00	\$0.00	\$0.00	\$0.00
23161 - VD - ReliaStar	\$0.00	\$0.00	\$0.00	\$0.00	\$0.00	\$0.00	\$0.00	\$0.00	\$0.00	\$0.00
23163 - VD - Allstate	\$0.00	\$0.00	\$0.00	\$0.00	\$0.00	\$0.00	\$0.00	\$0.00	\$0.00	\$0.00
23224 - Education Retirement	\$0.00	\$0.00	\$0.00	\$0.00	\$3,459.91	\$0.00	\$0.00	\$0.00	\$0.00	\$0.00
23225 - Health Insurance	\$0.00	\$0.00	\$0.00	\$0.00	\$2,353.62	\$0.00	\$0.00	\$0.00	\$22.94	\$0.00
23226 - Unemployment Insurance	\$0.00	\$0.00	\$0.00	\$0.00	\$19.80	\$0.66	\$0.00	\$0.00	\$0.00	\$0.00
23227 - Workers Comensation	\$0.46	\$0.00	\$0.00	\$0.00	\$4.27	\$0.00	\$0.00	\$0.00	\$0.00	\$0.00
23245 - Retiree Health Care	\$0.00	\$0.00	\$0.00	\$0.00	\$401.53	\$0.00	\$0.00	\$0.00	\$0.00	\$0.00
<b>Subtotal of Account Type: Liability</b>	<b>\$0.46</b>	<b>\$0.00</b>	<b>\$0.00</b>	<b>\$0.00</b>	<b>\$6,599.66</b>	<b>\$0.66</b>	<b>\$0.00</b>	<b>\$0.00</b>	<b>\$22.94</b>	<b>\$0.00</b>
32300 - Unreserved Fund Balance	(\$8,503.64)	(\$21,139.38)	(\$705.90)	\$0.00	\$0.00	\$0.00	\$2,500.00	\$8,099.55	\$0.00	(\$32,893.15)
Net Increase/Decrease	\$8,503.64	\$21,139.38	\$705.90	(\$9,109.36)	(\$40,472.88)	(\$400.00)	\$0.00	(\$44.74)	\$0.00	\$32,893.15
<b>Subtotal of Account Type: Fund Balance/Retained Earnings</b>	<b>\$0.00</b>	<b>\$0.00</b>	<b>\$0.00</b>	<b>(\$9,109.36)</b>	<b>(\$40,472.88)</b>	<b>(\$400.00)</b>	<b>\$2,500.00</b>	<b>\$8,054.81</b>	<b>\$0.00</b>	<b>\$0.00</b>
<b>Subtotal of Account Group: Liabilities/Fund Balance</b>	<b>\$0.46</b>	<b>\$0.00</b>	<b>\$0.00</b>	<b>(\$9,109.36)</b>	<b>(\$33,873.22)</b>	<b>(\$399.34)</b>	<b>\$2,500.00</b>	<b>\$8,054.81</b>	<b>\$22.94</b>	<b>\$0.00</b>

# Health Leadership High School

## Balance Sheet Report

Cycle: FY21-22; Fund Class: [All]; Fund Columns: [All Non-Zero Funds]; Account Expression: [All]; Balance Date: 08/31/2021; Detail: No; Created On: 9/16/2021 10:07:53 AM

Description	29102	31200	31600	31700	31701	31703	Total
11012 - Cash	\$31,800.44	\$0.00	\$650,824.57	\$1,402.08	\$382,447.08	\$5,752.00	\$3,258,987.04
13000 - Receivables	\$0.00	\$0.00	\$0.00	\$0.00	\$0.00	\$0.00	\$2,000.00
13011 - Taxes Receivable	\$0.00	\$0.00	(\$37.87)	\$0.00	(\$18.68)	\$0.00	(\$56.55)
<b>Subtotal of Account Type: Asset</b>	<b>\$31,800.44</b>	<b>\$0.00</b>	<b>\$650,786.70</b>	<b>\$1,402.08</b>	<b>\$382,428.40</b>	<b>\$5,752.00</b>	<b>\$3,260,930.49</b>
<b>Subtotal of Account Group: Assets</b>	<b>\$31,800.44</b>	<b>\$0.00</b>	<b>\$650,786.70</b>	<b>\$1,402.08</b>	<b>\$382,428.40</b>	<b>\$5,752.00</b>	<b>\$3,260,930.49</b>
23126 - Unemployment Insurance	\$0.00	\$0.00	\$0.00	\$0.00	\$0.00	\$0.00	\$255.12
23127 - Workers' Compensation (Employee)	\$0.00	\$0.00	\$0.00	\$0.00	\$0.00	\$0.00	\$0.38
23142 - State Income Tax	\$27.76	\$0.00	\$0.00	\$0.00	\$0.00	\$0.00	\$2,753.03
23161 - VD - ReliaStar	\$0.00	\$0.00	\$0.00	\$0.00	\$0.00	\$0.00	\$100.00
23163 - VD - Allstate	\$0.00	\$0.00	\$0.00	\$0.00	\$0.00	\$0.00	\$44.37
23224 - Education Retirement	\$244.07	\$0.00	\$0.00	\$0.00	\$0.00	\$0.00	\$24,980.38
23225 - Health Insurance	\$224.61	\$0.00	\$0.00	\$0.00	\$0.00	\$0.00	\$18,296.20
23226 - Unemployment Insurance	\$10.72	\$0.00	\$0.00	\$0.00	\$0.00	\$0.00	(\$129.56)
23227 - Workers Comensation	\$2.85	\$0.00	\$0.00	\$0.00	\$0.00	\$0.00	\$47.54
23245 - Retiree Health Care	\$28.32	\$0.00	\$0.00	\$0.00	\$0.00	\$0.00	\$2,899.09
<b>Subtotal of Account Type: Liability</b>	<b>\$538.33</b>	<b>\$0.00</b>	<b>\$0.00</b>	<b>\$0.00</b>	<b>\$0.00</b>	<b>\$0.00</b>	<b>\$49,246.55</b>
32300 - Unreserved Fund Balance	(\$17,999.77)	(\$41,007.50)	\$646,180.82	\$1,402.08	\$380,136.52	\$5,752.00	\$3,034,396.26
Net Increase/Decrease	\$49,261.88	\$41,007.50	\$4,605.88	\$0.00	\$2,291.88	\$0.00	\$177,287.68
<b>Subtotal of Account Type: Fund Balance/Retained Earnings</b>	<b>\$31,262.11</b>	<b>\$0.00</b>	<b>\$650,786.70</b>	<b>\$1,402.08</b>	<b>\$382,428.40</b>	<b>\$5,752.00</b>	<b>\$3,211,683.94</b>
<b>Subtotal of Account Group: Liabilities/Fund Balance</b>	<b>\$31,800.44</b>	<b>\$0.00</b>	<b>\$650,786.70</b>	<b>\$1,402.08</b>	<b>\$382,428.40</b>	<b>\$5,752.00</b>	<b>\$3,260,930.49</b>