

**Health Leadership High School  
Financial Update  
November 24, 2021**

**A. BARs**

	<u>BAR #</u>	<u>Fund Description</u>	<u>Reason/Type</u>	<u>Amount</u>
1	None			

**B. Payroll & Accounts Payable Payment Vouchers**

1 October 2021

**C. Financial Statement Reports - as of October 31, 2021**

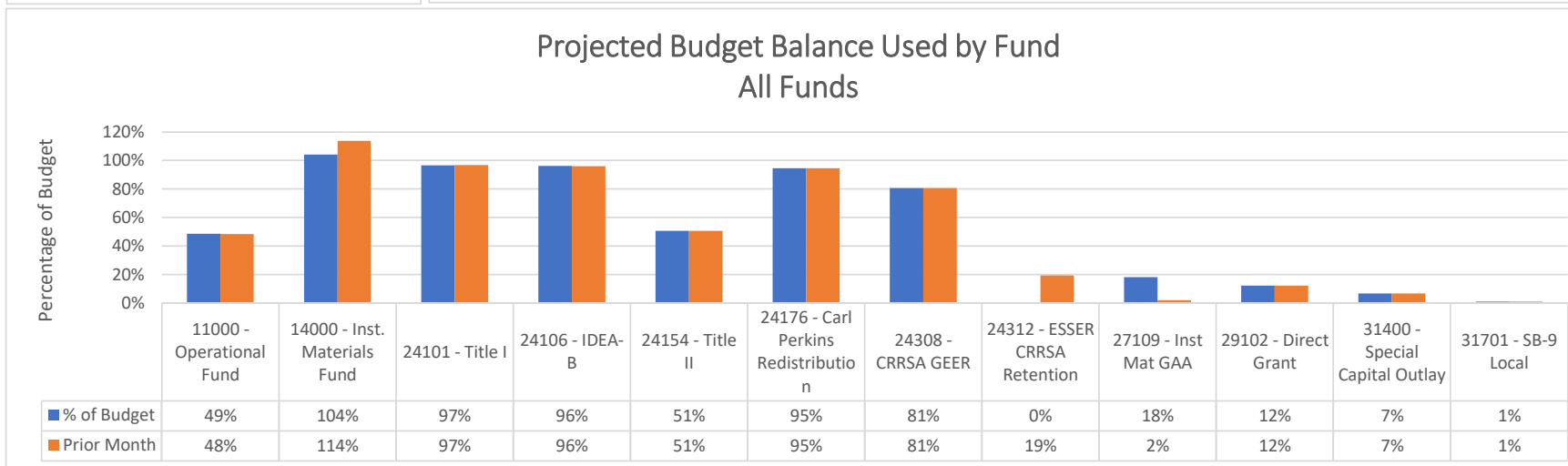
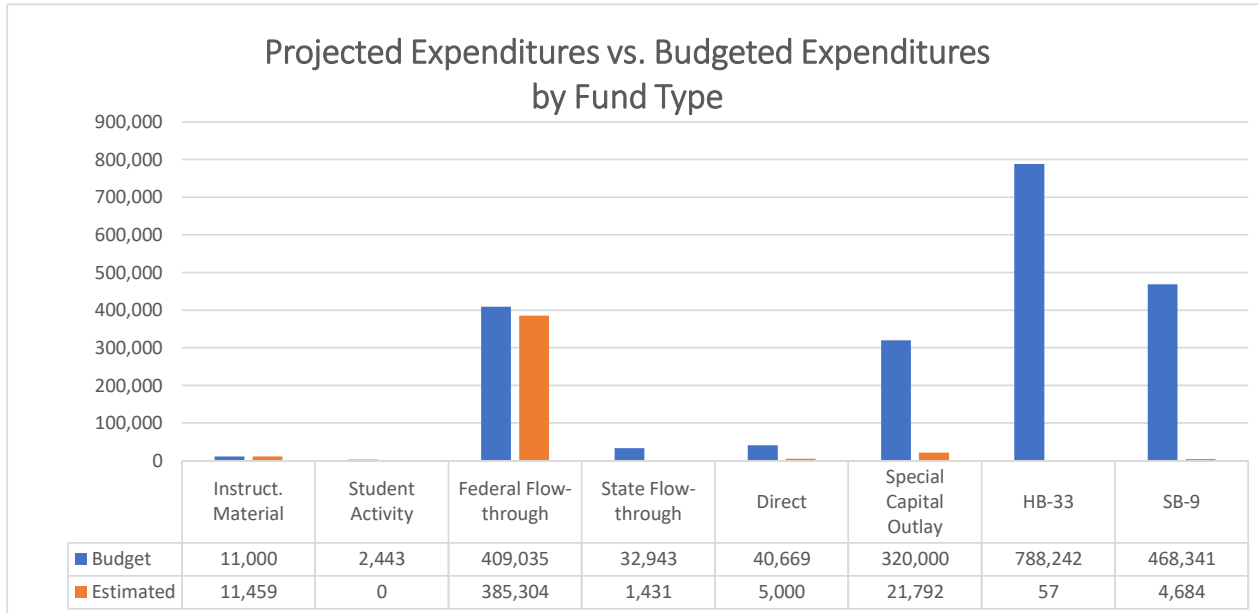
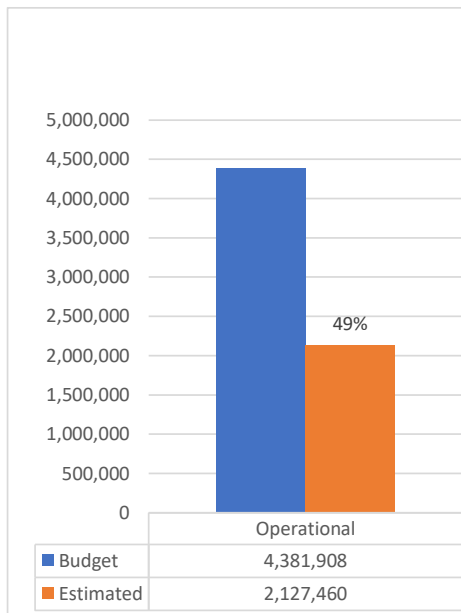
- 1 Recommended Change
- 2 Financial Analysis
- 3 Bank Reconciliations

**D. Other**

# Health Leadership High School

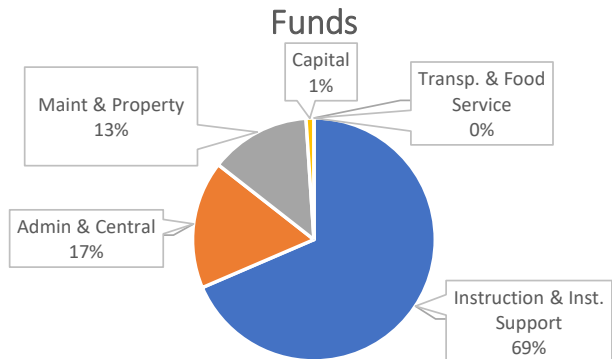
## Expenditure Analytical Review

October 31, 2021

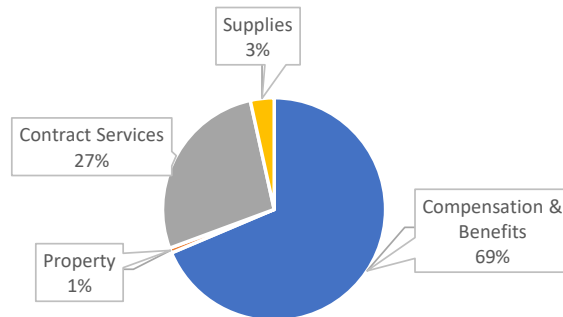





### Estimated Expenditures by Function - All Funds



### Estimated Expenditures by Object - All Funds



### Object Code Change in Percentage by Month (All Funds - Exp & Encumbrance)



### Function Code Change in Percentage by Month (All Funds - Exp & Encumbrance)





## Health Leadership High School Financial Summary

Source	Beginning Fund Balance	Revenue	Expenditure	Net Dec/Inc	Fund Balance	Liabilities	Cash Balance
11000 - Operational Fund	\$ 2,143,643.96	\$ 746,128.00	\$ (655,494.24)	\$ 90,633.76	\$ 2,234,277.72	\$ 42,662.96	\$ 2,276,940.68
14000 - Inst. Materials Fund	\$ 11,458.55	\$ -	\$ (1,478.36)	\$ (1,478.36)	\$ 9,980.19	\$ -	\$ 9,980.19
23000 - Non-Instruct. Fund	\$ 2,442.50	\$ -	\$ -	\$ -	\$ 2,442.50	\$ -	\$ 2,442.50
24101 - Title I	\$ (21,660.55)	\$ 28,327.57	\$ (14,833.63)	\$ 13,493.94	\$ (8,166.61)	\$ 1,395.26	\$ (6,771.35)
24106 - IDEA-B	\$ (12,054.84)	\$ 13,700.84	\$ (12,020.10)	\$ 1,680.74	\$ (10,374.10)	\$ 1,095.86	\$ (9,278.24)
24146 - Charter Schools	\$ (3,465.47)	\$ 3,465.47	\$ (1,087.20)	\$ 2,378.27	\$ (1,087.20)	\$ -	\$ (1,087.20)
24154 - Title II	\$ (6,470.79)	\$ 6,470.79	\$ (1,612.95)	\$ 4,857.84	\$ (1,612.95)	\$ -	\$ (1,612.95)
24174 - Carl D Perkins	\$ (1,318.73)	\$ 1,318.73	\$ -	\$ 1,318.73	\$ -	\$ -	\$ -
24176 - Carl Perkins Redistribution	\$ -	\$ 15,743.55	\$ (15,743.55)	\$ -	\$ -	\$ -	\$ -
24190 - CSI	\$ (8,503.64)	\$ 8,503.64	\$ -	\$ 8,503.64	\$ -	\$ -	\$ -
24191 - HSRD	\$ (21,139.38)	\$ 21,139.38	\$ -	\$ 21,139.38	\$ -	\$ -	\$ -
24301 - CARES Act	\$ (705.90)	\$ 705.90	\$ -	\$ 705.90	\$ -	\$ -	\$ -
24307 - SEL	\$ -	\$ -	\$ (9,631.86)	\$ (9,631.86)	\$ (9,631.86)	\$ 134.94	\$ (9,496.92)
24308 - CRRSA GEER	\$ -	\$ 40,472.88	\$ (73,303.88)	\$ (32,831.00)	\$ (32,831.00)	\$ 6,267.34	\$ (26,563.66)
24312 - ESSER CRRSA Retention	\$ -	\$ -	\$ -	\$ -	\$ -	\$ -	\$ -
24330 - ESSER III	\$ -	\$ -	\$ (3,180.00)	\$ (3,180.00)	\$ (3,180.00)	\$ -	\$ (3,180.00)
26121 - Kellogg Foundation	\$ 2,500.00	\$ -	\$ -	\$ -	\$ 2,500.00	\$ -	\$ 2,500.00
27109 - Inst Mat GAA	\$ 8,099.55	\$ -	\$ (44.74)	\$ (44.74)	\$ 8,054.81	\$ -	\$ 8,054.81
27189 - College Advisor	\$ -	\$ -	\$ -	\$ -	\$ -	\$ 22.94	\$ 22.94
27502 - CTE Program	\$ (32,893.15)	\$ 32,893.15	\$ -	\$ 32,893.15	\$ -	\$ -	\$ -
29102 - Direct Grant	\$ (17,999.77)	\$ 54,261.88	\$ (5,000.00)	\$ 49,261.88	\$ 31,262.11	\$ -	\$ 31,262.11
31200 - Lease Assistance	\$ (41,007.50)	\$ 41,007.50	\$ -	\$ 41,007.50	\$ -	\$ -	\$ -
31400 - Special Capital Outlay	\$ -	\$ -	\$ -	\$ -	\$ -	\$ -	\$ -
31600 - HB-33	\$ 646,180.82	\$ 5,677.37	\$ (56.77)	\$ 5,620.60	\$ 651,801.42	\$ -	\$ 651,801.42
31700 - SB-9 State Match	\$ 1,402.08	\$ -	\$ -	\$ -	\$ 1,402.08	\$ -	\$ 1,402.08
31701 - SB-9 Local	\$ 380,136.52	\$ 2,830.73	\$ (4,684.07)	\$ (1,853.34)	\$ 378,283.18	\$ -	\$ 378,283.18
31703 - SB-9 Cash	\$ 5,752.00	\$ -	\$ -	\$ -	\$ 5,752.00	\$ -	\$ 5,752.00
<b>TOTAL</b>	<b>\$ 3,034,396.26</b>	<b>\$ 1,022,647.38</b>	<b>\$ (798,171.35)</b>	<b>\$ 224,476.03</b>	<b>\$ 3,258,872.29</b>	<b>\$ 51,579.30</b>	<b>\$ 3,310,451.59</b>

	Cash in Bank	Prepaid Expense	Receivables	
Bank Statement Ending Balance	3,325,364.21	-	-	3,325,364.21
Uncleared Payments	14,912.62			14,912.62
Uncleared Deposits				
Revised System Cash Balance				3,310,451.59

# Health Leadership High School

## Check Listing Report

Accounting Cycle: FY21-22; Begin Date: 10/01/2021; End Date: 10/31/2021; Bank: [All]; Sort By Element: Function; Account Expression: [All];  
Created On: 11/9/2021 12:54:00 PM

Check Date	Check Number	Payee	Type	Amount
10/07/2021	3860	ACES - Assoc. of Charter School Education Services	Accounts Payable	\$10,378.92
10/07/2021	3861	Brady Companies LLC	Accounts Payable	\$84.88
10/07/2021	3862	CenturyLink Communications, LLC	Accounts Payable	\$67.76
10/07/2021	3863	Comnet Consulting, Inc.	Accounts Payable	\$990.00
10/07/2021	3864	Ephesus Inc	Accounts Payable	\$38.84
10/07/2021	3865	InMotion Hosting, Inc.	Accounts Payable	\$119.88
10/07/2021	3866	NMASC	Accounts Payable	\$100.00
10/07/2021	3867	Timoth R.W. Kubik	Accounts Payable	\$800.00
10/12/2021	3868	Amazon.com	Accounts Payable	\$199.90
10/12/2021	3869	Brady Companies LLC	Accounts Payable	\$68.94
10/12/2021	3870	CES - Cooperative Education Service	Accounts Payable	\$474.35
10/12/2021	3871	Culligan Bottled Water of Albuquerque	Accounts Payable	\$32.50
10/12/2021	3872	Ephesus Inc	Accounts Payable	\$111.11
10/12/2021	3873	inAccord P.C.	Accounts Payable	\$6,472.50
10/12/2021	3874	M. N. Roberts	Accounts Payable	\$2,380.00
10/12/2021	3875	U-Stor-It	Accounts Payable	\$139.00
10/12/2021	3876	Verizon Wireless	Accounts Payable	\$318.78
10/20/2021		PNM	Accounts Payable	\$1,685.65
10/20/2021	3877	Accountability And Compliance Resources LLC	Accounts Payable	\$627.98
10/20/2021	3878	Alarm Research Inc.	Accounts Payable	\$86.30
10/20/2021	3879	Amazon.com	Accounts Payable	\$56.15
10/20/2021	3880	Ephesus Inc	Accounts Payable	\$38.84
10/20/2021	3881	Jive Communications	Accounts Payable	\$680.15
10/20/2021	3882	Sharp Business Systems	Accounts Payable	\$88.05
10/20/2021	3883	TIG - Technology Integration Group	Accounts Payable	\$4,646.00
10/20/2021	3884	Visa Pcard	Accounts Payable	\$369.18
10/27/2021		Chyno, Ltd. Co.	Accounts Payable	\$19,697.89
10/27/2021	3885	CES - Cooperative Education Service	Accounts Payable	\$1,349.56
10/27/2021	3886	CNM Bookstore	Accounts Payable	\$274.75
10/27/2021	3887	Cristian Hernandez Campo	Accounts Payable	\$13.99
10/27/2021	3888	JupiterEd	Accounts Payable	\$2,288.00
10/27/2021	3889	Myra Burciaga	Accounts Payable	\$44.00
10/27/2021	3890	NM Gas Company	Accounts Payable	\$51.73
10/27/2021	3891	Orkin Pest Control	Accounts Payable	\$90.62
10/27/2021	3892	Renaissance	Accounts Payable	\$4,904.00
10/27/2021	3893	Search Institute	Accounts Payable	\$800.00
10/27/2021	3894	The Lamar Companies	Accounts Payable	\$1,680.00
10/27/2021	3895	TIG - Technology Integration Group	Accounts Payable	\$219.94
<b>Sub Total</b>				<b>\$62,470.14</b>

# Health Leadership High School

## Check Listing Report

Accounting Cycle: FY21-22; Begin Date: 10/01/2021; End Date: 10/31/2021; Bank: [All]; Sort By Element: Function; Account Expression: [All]; Created On: 11/9/2021 12:54:00 PM

Voucher Number	Bank Name	Account Number	Check Number	Payee	Amount	Type
AP22021	NM Bank and Trust	120106281		Chyno, Ltd. Co.	\$19,697.89	Accounts Payable
Vendor	PO Number	Invoice #	Account Code	Description	Issue Date	Amount
Chyno, Ltd. Co.	PO22-0010	Nov Rent 2021	11000-2600-54610-0000-001752-0000-00000	Lease of Building	06/29/2021	\$19,360.00
Chyno, Ltd. Co.	PO22-0011	387581538020	11000-2600-54415-0000-001752-0000-00000	Water/Sewage	06/29/2021	\$337.89
<b>Sub Total</b>						<b>\$19,697.89</b>
Voucher Number	Bank Name	Account Number	Check Number	Payee	Amount	Type
AP22020	NM Bank and Trust	120106281		PNM	\$1,685.65	Accounts Payable
Vendor	PO Number	Invoice #	Account Code	Description	Issue Date	Amount
PNM	PO22-0042	20211018	11000-2600-54411-0000-001752-0000-00000	Electricity	06/29/2021	\$1,685.65
<b>Sub Total</b>						<b>\$1,685.65</b>
Voucher Number	Bank Name	Account Number	Check Number	Payee	Amount	Type
AP22018	NM Bank and Trust	120106281	3860	ACES - Assoc. of Charter School Education Services	\$10,378.92	Accounts Payable
Vendor	PO Number	Invoice #	Account Code	Description	Issue Date	Amount
ACES - Assoc. of Charter School Education Services	PO22-0024	8284	11000-2500-53414-0000-001752-0000-00000	Business Management Services	06/29/2021	\$10,378.92
<b>Sub Total</b>						<b>\$10,378.92</b>
Voucher Number	Bank Name	Account Number	Check Number	Payee	Amount	Type
AP22018	NM Bank and Trust	120106281	3861	Brady Companies LLC	\$84.88	Accounts Payable
Vendor	PO Number	Invoice #	Account Code	Description	Issue Date	Amount
Brady Companies LLC	PO22-0045	7025184	11000-2600-56118-0000-001752-0000-00000	Custodial Supplies	06/29/2021	\$80.88
Brady Companies LLC	PO22-0045	7025184	11000-2600-56118-0000-001752-0000-00000	Fuel	06/29/2021	\$4.00
<b>Sub Total</b>						<b>\$84.88</b>
Voucher Number	Bank Name	Account Number	Check Number	Payee	Amount	Type
AP22018	NM Bank and Trust	120106281	3862	CenturyLink Communications, LLC	\$67.76	Accounts Payable
Vendor	PO Number	Invoice #	Account Code	Description	Issue Date	Amount
CenturyLink Communications, LLC	PO22-0008	499 20210922	11000-2600-54416-0000-001752-0000-00000	Communication Services	06/29/2021	\$67.76
<b>Sub Total</b>						<b>\$67.76</b>
Voucher Number	Bank Name	Account Number	Check Number	Payee	Amount	Type
AP22018	NM Bank and Trust	120106281	3863	Comnet Consulting, Inc.	\$990.00	Accounts Payable
Vendor	PO Number	Invoice #	Account Code	Description	Issue Date	Amount
Comnet Consulting, Inc.	PO22-0051	14467	11000-2500-56113-0000-001752-0000-00000	Subscription for Office 365	10/06/2021	\$990.00
<b>Sub Total</b>						<b>\$990.00</b>
Voucher Number	Bank Name	Account Number	Check Number	Payee	Amount	Type
AP22018	NM Bank and Trust	120106281	3864	Ephesus Inc	\$38.84	Accounts Payable
Vendor	PO Number	Invoice #	Account Code	Description	Issue Date	Amount
Ephesus Inc	PO22-0016	AR101559	11000-1000-55915-1010-001752-0000-00000	Copier Maintenance	06/29/2021	\$38.84



<b>Sub Total</b>							<b>\$38.84</b>
<b>Voucher Number</b>	<b>Bank Name</b>	<b>Account Number</b>	<b>Check Number</b>	<b>Payee</b>	<b>Amount</b>	<b>Type</b>	
AP22018	NM Bank and Trust	120106281	3865	InMotion Hosting, Inc.	\$119.88	Accounts Payable	
<b>Vendor</b>	<b>PO Number</b>	<b>Invoice #</b>	<b>Account Code</b>	<b>Description</b>	<b>Issue Date</b>	<b>Amount</b>	
InMotion Hosting, Inc.	PO22-0106	20211001	11000-2600-54416-0000-001752-0000-00000	1 year subscription , website hosting	10/07/2021	\$119.88	
<b>Sub Total</b>						<b>\$119.88</b>	
<b>Voucher Number</b>	<b>Bank Name</b>	<b>Account Number</b>	<b>Check Number</b>	<b>Payee</b>	<b>Amount</b>	<b>Type</b>	
AP22018	NM Bank and Trust	120106281	3866	NMASC	\$100.00	Accounts Payable	
<b>Vendor</b>	<b>PO Number</b>	<b>Invoice #</b>	<b>Account Code</b>	<b>Description</b>	<b>Issue Date</b>	<b>Amount</b>	
NMASC	PO22-0089	20211007	11000-1000-53711-9000-001752-0000-00000	District Dues	10/07/2021	\$15.00	
NMASC	PO22-0089	20211007	11000-1000-53711-9000-001752-0000-00000	NMASC Dues	10/07/2021	\$85.00	
<b>Sub Total</b>						<b>\$100.00</b>	
<b>Voucher Number</b>	<b>Bank Name</b>	<b>Account Number</b>	<b>Check Number</b>	<b>Payee</b>	<b>Amount</b>	<b>Type</b>	
AP22018	NM Bank and Trust	120106281	3867	Timoth R.W. Kubik	\$800.00	Accounts Payable	
<b>Vendor</b>	<b>PO Number</b>	<b>Invoice #</b>	<b>Account Code</b>	<b>Description</b>	<b>Issue Date</b>	<b>Amount</b>	
Timoth R.W. Kubik	PO22-0091	KP253	24330-1000-53330-1010-001752-0000-00000	Per agreement to provide PD/consultation for PBL.	08/31/2021	\$800.00	
<b>Sub Total</b>						<b>\$800.00</b>	
<b>Voucher Number</b>	<b>Bank Name</b>	<b>Account Number</b>	<b>Check Number</b>	<b>Payee</b>	<b>Amount</b>	<b>Type</b>	
AP22019	NM Bank and Trust	120106281	3868	Amazon.com	\$199.90	Accounts Payable	
<b>Vendor</b>	<b>PO Number</b>	<b>Invoice #</b>	<b>Account Code</b>	<b>Description</b>	<b>Issue Date</b>	<b>Amount</b>	
Amazon Online	PO22-0097	997739464374	11000-1000-56118-1010-001752-0000-00000	Mead Composition Book, Wide Ruled Comp Book, Writing Journal Notebook with Lined Paper, Home School Supplies for College Students & K-12, 9-3/4" x 7-1/2", Fashion, Assorted Colors, 12 Pack (73389)	09/16/2021	\$199.90	
<b>Sub Total</b>						<b>\$199.90</b>	
<b>Voucher Number</b>	<b>Bank Name</b>	<b>Account Number</b>	<b>Check Number</b>	<b>Payee</b>	<b>Amount</b>	<b>Type</b>	
AP22019	NM Bank and Trust	120106281	3869	Brady Companies LLC	\$68.94	Accounts Payable	
<b>Vendor</b>	<b>PO Number</b>	<b>Invoice #</b>	<b>Account Code</b>	<b>Description</b>	<b>Issue Date</b>	<b>Amount</b>	
Brady Companies LLC	PO22-0045	7028874	11000-2600-56118-0000-001752-0000-00000	Custodial Supplies	06/29/2021	\$68.94	
<b>Sub Total</b>						<b>\$68.94</b>	
<b>Voucher Number</b>	<b>Bank Name</b>	<b>Account Number</b>	<b>Check Number</b>	<b>Payee</b>	<b>Amount</b>	<b>Type</b>	
AP22019	NM Bank and Trust	120106281	3870	CES - Cooperative Education Service	\$474.35	Accounts Payable	
<b>Vendor</b>	<b>PO Number</b>	<b>Invoice #</b>	<b>Account Code</b>	<b>Description</b>	<b>Issue Date</b>	<b>Amount</b>	
CES - Cooperative Education Service	PO22-0009	36-039560	11000-2100-53211-2000-001752-0000-00000	Diagnostician Services	06/29/2021	\$474.35	
<b>Sub Total</b>						<b>\$474.35</b>	
<b>Voucher Number</b>	<b>Bank Name</b>	<b>Account Number</b>	<b>Check Number</b>	<b>Payee</b>	<b>Amount</b>	<b>Type</b>	
AP22019	NM Bank and Trust	120106281	3871	Culligan Bottled Water of Albuquerque	\$32.50	Accounts Payable	
<b>Vendor</b>	<b>PO Number</b>	<b>Invoice #</b>	<b>Account Code</b>	<b>Description</b>	<b>Issue Date</b>	<b>Amount</b>	
Culligan Bottled Water of Albuquerque	PO22-0015	256841	11000-2100-56118-0000-001752-0000-00000	Bottled Water	06/29/2021	\$32.50	
<b>Sub Total</b>						<b>\$32.50</b>	
<b>Voucher Number</b>	<b>Bank Name</b>	<b>Account Number</b>	<b>Check Number</b>	<b>Payee</b>	<b>Amount</b>	<b>Type</b>	

Vendor	PO Number	Invoice #	Account Code	Description	Issue Date	Amount
AP22019	NM Bank and Trust	120106281	3872	Ephesus Inc	\$111.11	Accounts Payable
<b>Vendor</b>	<b>PO Number</b>	<b>Invoice #</b>	<b>Account Code</b>	<b>Description</b>	<b>Issue Date</b>	<b>Amount</b>
Ephesus Inc	PO22-0016	AR101985	11000-1000-55915-1010-001752-0000-00000	Copier Maintenance	06/29/2021	\$22.65
Ephesus Inc	PO22-0016	AR102017	11000-1000-55915-1010-001752-0000-00000	Copier Maintenance	06/29/2021	\$88.46
<b>Sub Total</b>						<b>\$111.11</b>
<b>Voucher Number</b>	<b>Bank Name</b>	<b>Account Number</b>	<b>Check Number</b>	<b>Payee</b>	<b>Amount</b>	<b>Type</b>
AP22019	NM Bank and Trust	120106281	3873	inAccord P.C.	\$6,472.50	Accounts Payable
<b>Vendor</b>	<b>PO Number</b>	<b>Invoice #</b>	<b>Account Code</b>	<b>Description</b>	<b>Issue Date</b>	<b>Amount</b>
inAccord P.C.	PO22-0019	357	11000-2300-53413-0000-001752-0000-00000	Legal Services	06/29/2021	\$3,236.25
inAccord P.C.	PO22-0019	369	11000-2300-53413-0000-001752-0000-00000	Legal Services	06/29/2021	\$3,236.25
<b>Sub Total</b>						<b>\$6,472.50</b>
<b>Voucher Number</b>	<b>Bank Name</b>	<b>Account Number</b>	<b>Check Number</b>	<b>Payee</b>	<b>Amount</b>	<b>Type</b>
AP22019	NM Bank and Trust	120106281	3874	M. N. Roberts	\$2,380.00	Accounts Payable
<b>Vendor</b>	<b>PO Number</b>	<b>Invoice #</b>	<b>Account Code</b>	<b>Description</b>	<b>Issue Date</b>	<b>Amount</b>
M. N. Roberts	PO22-0090	20211013	24330-2100-53414-0000-001752-0000-00000	Program Development Coordinator Support	08/28/2021	\$2,380.00
<b>Sub Total</b>						<b>\$2,380.00</b>
<b>Voucher Number</b>	<b>Bank Name</b>	<b>Account Number</b>	<b>Check Number</b>	<b>Payee</b>	<b>Amount</b>	<b>Type</b>
AP22019	NM Bank and Trust	120106281	3875	U-Stor-It	\$139.00	Accounts Payable
<b>Vendor</b>	<b>PO Number</b>	<b>Invoice #</b>	<b>Account Code</b>	<b>Description</b>	<b>Issue Date</b>	<b>Amount</b>
U-Stor-It	PO22-0029	3503-03	11000-2600-54610-0000-001752-0000-00000	Rental for Storage Unit	06/29/2021	\$139.00
<b>Sub Total</b>						<b>\$139.00</b>
<b>Voucher Number</b>	<b>Bank Name</b>	<b>Account Number</b>	<b>Check Number</b>	<b>Payee</b>	<b>Amount</b>	<b>Type</b>
AP22019	NM Bank and Trust	120106281	3876	Verizon Wireless	\$318.78	Accounts Payable
<b>Vendor</b>	<b>PO Number</b>	<b>Invoice #</b>	<b>Account Code</b>	<b>Description</b>	<b>Issue Date</b>	<b>Amount</b>
Verizon Wireless	PO21-0112	9889657384	11000-2600-54416-0000-001752-0000-00000	18-hot spots at \$15/month for 1 year for student use at home. \$15 Access \$2 Content Filtering \$3 Surcharge	06/30/2021	\$48.12
Verizon Wireless	PO21-0112	9889657384	24146-2600-54416-0000-001752-0000-00000	18-hot spots at \$15/month for 1 year for student use at home. \$15 Access \$2 Content Filtering \$3 Surcharge	06/30/2021	\$270.66
<b>Sub Total</b>						<b>\$318.78</b>
<b>Voucher Number</b>	<b>Bank Name</b>	<b>Account Number</b>	<b>Check Number</b>	<b>Payee</b>	<b>Amount</b>	<b>Type</b>
AP22020	NM Bank and Trust	120106281	3877	Accountability And Compliance Resources LLC	\$627.98	Accounts Payable
<b>Vendor</b>	<b>PO Number</b>	<b>Invoice #</b>	<b>Account Code</b>	<b>Description</b>	<b>Issue Date</b>	<b>Amount</b>
Accountability And Compliance	PO22-0002	6227	11000-2100-55915-0000-001752-0000-00000	STARs Reporting Assistance with sales tax	06/29/2021	\$627.98
<b>Sub Total</b>						<b>\$627.98</b>
<b>Voucher Number</b>	<b>Bank Name</b>	<b>Account Number</b>	<b>Check Number</b>	<b>Payee</b>	<b>Amount</b>	<b>Type</b>
AP22020	NM Bank and Trust	120106281	3878	Alarm Research Inc.	\$86.30	Accounts Payable
<b>Vendor</b>	<b>PO Number</b>	<b>Invoice #</b>	<b>Account Code</b>	<b>Description</b>	<b>Issue Date</b>	<b>Amount</b>
Alarm Research Inc.	PO21-0079	207170	11000-2600-55915-0000-001752-0000-00000	Alarm Services and Inspections	09/23/2020	\$86.30
<b>Sub Total</b>						<b>\$86.30</b>
<b>Voucher Number</b>	<b>Bank Name</b>	<b>Account Number</b>	<b>Check Number</b>	<b>Payee</b>	<b>Amount</b>	<b>Type</b>
AP22020	NM Bank and Trust	120106281	3879	Amazon.com	\$56.15	Accounts Payable
<b>Vendor</b>	<b>PO Number</b>	<b>Invoice #</b>	<b>Account Code</b>	<b>Description</b>	<b>Issue Date</b>	<b>Amount</b>

Amazon Online	PO22-0104	983446753489	11000-1000-56118-1010-001752-0000-00000	Business Source 25"x30" Self-Stick Easel Pads, 4/Pack (38592)	10/01/2021	\$56.15
<b>Sub Total</b>						<b>\$56.15</b>
<b>Voucher Number</b>	<b>Bank Name</b>	<b>Account Number</b>	<b>Check Number</b>	<b>Payee</b>	<b>Amount</b>	<b>Type</b>
AP22020	NM Bank and Trust	120106281	3880	Ephesus Inc	\$38.84	Accounts Payable
<b>Vendor</b>	<b>PO Number</b>	<b>Invoice #</b>	<b>Account Code</b>	<b>Description</b>	<b>Issue Date</b>	<b>Amount</b>
Ephesus Inc	PO22-0016	AR102883	11000-1000-55915-1010-001752-0000-00000	Copier Maintenance	06/29/2021	\$38.84
<b>Sub Total</b>						<b>\$38.84</b>
<b>Voucher Number</b>	<b>Bank Name</b>	<b>Account Number</b>	<b>Check Number</b>	<b>Payee</b>	<b>Amount</b>	<b>Type</b>
AP22020	NM Bank and Trust	120106281	3881	Jive Communications	\$680.15	Accounts Payable
<b>Vendor</b>	<b>PO Number</b>	<b>Invoice #</b>	<b>Account Code</b>	<b>Description</b>	<b>Issue Date</b>	<b>Amount</b>
Jive Communications	PO22-0022	IN7100696447	11000-2600-54416-0000-001752-0000-00000	VoIP - Communication Services	06/29/2021	\$680.15
<b>Sub Total</b>						<b>\$680.15</b>
<b>Voucher Number</b>	<b>Bank Name</b>	<b>Account Number</b>	<b>Check Number</b>	<b>Payee</b>	<b>Amount</b>	<b>Type</b>
AP22020	NM Bank and Trust	120106281	3882	Sharp Business Systems	\$88.05	Accounts Payable
<b>Vendor</b>	<b>PO Number</b>	<b>Invoice #</b>	<b>Account Code</b>	<b>Description</b>	<b>Issue Date</b>	<b>Amount</b>
Sharp Business Systems	PO21-0205	9003503881	11000-1000-55915-1010-001752-0000-00000	Copy Overages	06/11/2021	\$88.05
<b>Sub Total</b>						<b>\$88.05</b>
<b>Voucher Number</b>	<b>Bank Name</b>	<b>Account Number</b>	<b>Check Number</b>	<b>Payee</b>	<b>Amount</b>	<b>Type</b>
AP22020	NM Bank and Trust	120106281	3883	TIG - Technology Integration Group	\$4,646.00	Accounts Payable
<b>Vendor</b>	<b>PO Number</b>	<b>Invoice #</b>	<b>Account Code</b>	<b>Description</b>	<b>Issue Date</b>	<b>Amount</b>
TIG - Technology Integration Group	PO22-0103	5427470	31701-4000-57332-0000-001752-0000-00000	Dell PowerEdge R440 Server	09/27/2021	\$4,646.00
<b>Sub Total</b>						<b>\$4,646.00</b>
<b>Voucher Number</b>	<b>Bank Name</b>	<b>Account Number</b>	<b>Check Number</b>	<b>Payee</b>	<b>Amount</b>	<b>Type</b>
AP22020	NM Bank and Trust	120106281	3884	Visa Pcard	\$369.18	Accounts Payable
<b>Vendor</b>	<b>PO Number</b>	<b>Invoice #</b>	<b>Account Code</b>	<b>Description</b>	<b>Issue Date</b>	<b>Amount</b>
Visa Pcard	PO22-0099	2422638126209100893185	11000-2300-56118-0000-001752-0000-00000	Food for GC Retreat NTE: \$150.00	09/17/2021	\$86.68
Visa Pcard	PO22-0099	2426979126300085273068	11000-2300-56118-0000-001752-0000-00000	Food for GC Retreat NTE: \$150.00	09/17/2021	\$52.25
Visa Pcard	PO22-0107	2449215128085227826670	11000-2300-53330-0000-001752-0000-00000	Fall into Place Conference, Oct 19-21.	10/07/2021	\$75.00
Visa Pcard	PO22-0101	2494300126789800206703	11000-2400-56118-0000-001752-0000-00000	Drinks & Ice Cream Not to Exceed \$125.00	09/22/2021	\$90.52
Visa Pcard	PO22-0100	2469216126410070786163	11000-2500-53711-0000-001752-0000-00000	Costco Membership Fees	09/20/2021	\$64.73
<b>Sub Total</b>						<b>\$369.18</b>
<b>Voucher Number</b>	<b>Bank Name</b>	<b>Account Number</b>	<b>Check Number</b>	<b>Payee</b>	<b>Amount</b>	<b>Type</b>
AP22021	NM Bank and Trust	120106281	3885	CES - Cooperative Education Service	\$1,349.56	Accounts Payable
<b>Vendor</b>	<b>PO Number</b>	<b>Invoice #</b>	<b>Account Code</b>	<b>Description</b>	<b>Issue Date</b>	<b>Amount</b>
CES - Cooperative Education Service	PO22-0009	36-039660	11000-2100-53211-2000-001752-0000-00000	Diagnostician Services	06/29/2021	\$881.89
CES - Cooperative Education Service	PO22-0009	36-039772	11000-2100-53211-2000-001752-0000-00000	Diagnostician Services	06/29/2021	\$467.67
<b>Sub Total</b>						<b>\$1,349.56</b>
<b>Voucher Number</b>	<b>Bank Name</b>	<b>Account Number</b>	<b>Check Number</b>	<b>Payee</b>	<b>Amount</b>	<b>Type</b>
AP22021	NM Bank and Trust	120106281	3886	CNM Bookstore	\$274.75	Accounts Payable
<b>Vendor</b>	<b>PO Number</b>	<b>Invoice #</b>	<b>Account Code</b>	<b>Description</b>	<b>Issue Date</b>	<b>Amount</b>
CNM Bookstore	PO22-0057	1070349	14000-1000-56111-1010-001752-0000-00000	Student Books	10/27/2021	\$274.75
<b>Sub Total</b>						<b>\$274.75</b>

Voucher Number	Bank Name	Account Number	Check Number	Payee	Amount	Type
AP22021	NM Bank and Trust	120106281	3887	Cristian Hernandez Campo	\$13.99	Accounts Payable
Vendor	PO Number	Invoice #	Account Code	Description	Issue Date	Amount
Cristian Hernandez Campo	PO22-0080	111-2468730-5167469	11000-1000-56118-1010-001752-0000-00000	Classroom Supplies	08/12/2021	\$13.99
<b>Sub Total</b>						<b>\$13.99</b>
Voucher Number	Bank Name	Account Number	Check Number	Payee	Amount	Type
AP22021	NM Bank and Trust	120106281	3888	JupiterEd	\$2,288.00	Accounts Payable
Vendor	PO Number	Invoice #	Account Code	Description	Issue Date	Amount
JupiterEd	PO22-0023	25001	11000-2100-56113-0000-001752-0000-00000	Student Database Subscription	06/29/2021	\$2,288.00
<b>Sub Total</b>						<b>\$2,288.00</b>
Voucher Number	Bank Name	Account Number	Check Number	Payee	Amount	Type
AP22021	NM Bank and Trust	120106281	3889	Myra Burciaga	\$44.00	Accounts Payable
Vendor	PO Number	Invoice #	Account Code	Description	Issue Date	Amount
Myra Burciaga	PO22-0112	20211021	11000-2500-53711-0000-001752-0000-00000	Background Check Reimbursement	10/19/2021	\$44.00
<b>Sub Total</b>						<b>\$44.00</b>
Voucher Number	Bank Name	Account Number	Check Number	Payee	Amount	Type
AP22021	NM Bank and Trust	120106281	3890	NM Gas Company	\$51.73	Accounts Payable
Vendor	PO Number	Invoice #	Account Code	Description	Issue Date	Amount
NM Gas Company	PO22-0039	20211019	11000-2600-54412-0000-001752-0000-00000	Natural Gas Utility for Building	06/29/2021	\$51.73
<b>Sub Total</b>						<b>\$51.73</b>
Voucher Number	Bank Name	Account Number	Check Number	Payee	Amount	Type
AP22021	NM Bank and Trust	120106281	3891	Orkin Pest Control	\$90.62	Accounts Payable
Vendor	PO Number	Invoice #	Account Code	Description	Issue Date	Amount
Orkin Pest Control	PO22-0041	218761260	11000-2600-55915-0000-001752-0000-00000	Pest Control	06/29/2021	\$90.62
<b>Sub Total</b>						<b>\$90.62</b>
Voucher Number	Bank Name	Account Number	Check Number	Payee	Amount	Type
AP22021	NM Bank and Trust	120106281	3892	Renaissance	\$4,904.00	Accounts Payable
Vendor	PO Number	Invoice #	Account Code	Description	Issue Date	Amount
Renaissance	PO22-0043	INV5223630	11000-2100-56113-0000-001752-0000-00000	Annual student learning software & short cycle assessment	10/27/2021	\$4,546.00
Renaissance	PO22-0043	INV5223630	11000-2100-56113-0000-001752-0000-00000	Tax	10/27/2021	\$358.00
<b>Sub Total</b>						<b>\$4,904.00</b>
Voucher Number	Bank Name	Account Number	Check Number	Payee	Amount	Type
AP22021	NM Bank and Trust	120106281	3893	Search Institute	\$800.00	Accounts Payable
Vendor	PO Number	Invoice #	Account Code	Description	Issue Date	Amount
Search Institute	PO22-0109	IN-19083	11000-2100-56118-0000-001752-0000-00000	VDD1 - DAP Individual Data File (Optional): 1 Pre Data File & 1 Post Data File	10/13/2021	\$300.00
Search Institute	PO22-0109	IN-19083	11000-2100-56118-0000-001752-0000-00000	VDR1 - DAP Site Lin/Report (each includes up to 100 youth surveys) - 1 Pre link & 1 Post Link	10/13/2021	\$500.00
<b>Sub Total</b>						<b>\$800.00</b>
Voucher Number	Bank Name	Account Number	Check Number	Payee	Amount	Type
AP22021	NM Bank and Trust	120106281	3894	The Lamar Companies	\$1,680.00	Accounts Payable
Vendor	PO Number	Invoice #	Account Code	Description	Issue Date	Amount

The Lamar Companies	PO22-0088	112973831	11000-2300-55400-0000-001752-0000-00000	Advertising per agreement thru 11/2021.	08/26/2021	\$1,680.00
<b>Sub Total</b>						<b>\$1,680.00</b>
<b>Voucher Number</b>	<b>Bank Name</b>	<b>Account Number</b>	<b>Check Number</b>	<b>Payee</b>	<b>Amount</b>	<b>Type</b>
AP22021	NM Bank and Trust	120106281	3895	TIG - Technology Integration Group	\$219.94	Accounts Payable
<b>Vendor</b>	<b>PO Number</b>	<b>Invoice #</b>	<b>Account Code</b>	<b>Description</b>	<b>Issue Date</b>	<b>Amount</b>
TIG - Technology Integration Group	PO22-0108	5429132	11000-2500-56113-0000-001752-0000-00000	Adobe Acrobat Pro DC 12 Months Team Subscription Renewal , Level 1	10/13/2021	\$203.88
TIG - Technology Integration Group	PO22-0108	5429132	11000-2500-56113-0000-001752-0000-00000	Tax	10/13/2021	\$16.06
<b>Sub Total</b>						<b>\$219.94</b>
<b>Grand Total</b>						<b>\$62,470.14</b>

# Health Leadership High School

## Account Summary Report

Cycle: FY21-22; Begin Date: 07/01/2021; End Date: 10/31/2021; Account Type: Revenue; Subtotal Elements: Fund; Account Expression: [All]; Subtotal By Account Type: Yes; Include Unposted Transactions: No; Created On: 11/9/2021 2:23:55 PM

Account Code	Description	Actual (Date Range)	Budget (YTD)	Actual (YTD)	Encumbrance (YTD)	Available (YTD)	% of Budget
11000-0000-41701-0000-001752-0000-00000	Operational-Fees - Activities	(\$40.00)	\$0.00	(\$40.00)	\$0.00	\$40.00	0.00
11000-0000-43101-0000-001752-0000-00000	State Equalization Guarantee	(\$746,088.00)	(\$2,238,264.00)	(\$746,088.00)	\$0.00	(\$1,492,176.00)	33.33
<b>Subtotal of Element: Revenue</b>		<b>(\$746,128.00)</b>	<b>(\$2,238,264.00)</b>	<b>(\$746,128.00)</b>	<b>\$0.00</b>	<b>(\$1,492,136.00)</b>	<b>33.34</b>
<b>Subtotal of Element: [Fund] 11000 - Operational</b>		<b>(\$746,128.00)</b>	<b>(\$2,238,264.00)</b>	<b>(\$746,128.00)</b>	<b>\$0.00</b>	<b>(\$1,492,136.00)</b>	<b>33.34</b>
24101-0000-41924-0000-001752-0000-00000	Title I - IASA-Flow-through Grants From Districts to Charter Schools	(\$28,327.57)	(\$55,533.00)	(\$28,327.57)	\$0.00	(\$27,205.43)	51.01
<b>Subtotal of Element: Revenue</b>		<b>(\$28,327.57)</b>	<b>(\$55,533.00)</b>	<b>(\$28,327.57)</b>	<b>\$0.00</b>	<b>(\$27,205.43)</b>	<b>51.01</b>
<b>Subtotal of Element: [Fund] 24101 - Title I - IASA</b>		<b>(\$28,327.57)</b>	<b>(\$55,533.00)</b>	<b>(\$28,327.57)</b>	<b>\$0.00</b>	<b>(\$27,205.43)</b>	<b>51.01</b>
24106-0000-41924-0000-001752-0000-00000	Entitlement IDEA-B-Flow-through Grants From Districts to Charter Schools	(\$13,700.84)	(\$43,061.00)	(\$13,700.84)	\$0.00	(\$29,360.16)	31.81
<b>Subtotal of Element: Revenue</b>		<b>(\$13,700.84)</b>	<b>(\$43,061.00)</b>	<b>(\$13,700.84)</b>	<b>\$0.00</b>	<b>(\$29,360.16)</b>	<b>31.82</b>
<b>Subtotal of Element: [Fund] 24106 - Entitlement IDEA-B</b>		<b>(\$13,700.84)</b>	<b>(\$43,061.00)</b>	<b>(\$13,700.84)</b>	<b>\$0.00</b>	<b>(\$29,360.16)</b>	<b>31.82</b>
24146-0000-41924-0000-001752-0000-00000	Charter Schools-Flow-through Grants From Districts to Charter Schools	(\$3,465.47)	\$0.00	(\$3,465.47)	\$0.00	\$3,465.47	0.00
<b>Subtotal of Element: Revenue</b>		<b>(\$3,465.47)</b>	<b>\$0.00</b>	<b>(\$3,465.47)</b>	<b>\$0.00</b>	<b>\$3,465.47</b>	<b>0.00</b>
<b>Subtotal of Element: [Fund] 24146 - Charter Schools</b>		<b>(\$3,465.47)</b>	<b>\$0.00</b>	<b>(\$3,465.47)</b>	<b>\$0.00</b>	<b>\$3,465.47</b>	<b>0.00</b>
24153-0000-41924-0000-001752-0000-00000	English Language Acquisition-Flow-through Grants From Districts to Charter Schools	\$0.00	(\$1,825.00)	\$0.00	\$0.00	(\$1,825.00)	0.00
<b>Subtotal of Element: Revenue</b>		<b>\$0.00</b>	<b>(\$1,825.00)</b>	<b>\$0.00</b>	<b>\$0.00</b>	<b>(\$1,825.00)</b>	<b>0.00</b>
<b>Subtotal of Element: [Fund] 24153 - English Language Acquisition</b>		<b>\$0.00</b>	<b>(\$1,825.00)</b>	<b>\$0.00</b>	<b>\$0.00</b>	<b>(\$1,825.00)</b>	<b>0.00</b>
24154-0000-41924-0000-001752-0000-00000	Teacher/Principal Training & Recruiting-Flow-through Grants From Districts to Charter Schools	(\$6,470.79)	(\$7,916.00)	(\$6,470.79)	\$0.00	(\$1,445.21)	81.74
<b>Subtotal of Element: Revenue</b>		<b>(\$6,470.79)</b>	<b>(\$7,916.00)</b>	<b>(\$6,470.79)</b>	<b>\$0.00</b>	<b>(\$1,445.21)</b>	<b>81.74</b>
<b>Subtotal of Element: [Fund] 24154 - Teacher/Principal Training &amp; Recruiting</b>		<b>(\$6,470.79)</b>	<b>(\$7,916.00)</b>	<b>(\$6,470.79)</b>	<b>\$0.00</b>	<b>(\$1,445.21)</b>	<b>81.74</b>
24174-0000-41924-0000-001752-0000-00000	Carl D Perkins Secondary - Current-Flow-through Grants From Districts to Charter Schools	(\$1,318.73)	(\$7,051.00)	(\$1,318.73)	\$0.00	(\$5,732.27)	18.70
<b>Subtotal of Element: Revenue</b>		<b>(\$1,318.73)</b>	<b>(\$7,051.00)</b>	<b>(\$1,318.73)</b>	<b>\$0.00</b>	<b>(\$5,732.27)</b>	<b>18.70</b>
<b>Subtotal of Element: [Fund] 24174 - Carl D Perkins Secondary - Current</b>		<b>(\$1,318.73)</b>	<b>(\$7,051.00)</b>	<b>(\$1,318.73)</b>	<b>\$0.00</b>	<b>(\$5,732.27)</b>	<b>18.70</b>
24176-0000-41924-0000-001752-0000-00000	Carl D Perkins Secondary - Redistribution-Flow-through Grants From Districts to Charter Schools	(\$15,743.55)	(\$16,644.00)	(\$15,743.55)	\$0.00	(\$900.45)	94.58
<b>Subtotal of Element: Revenue</b>		<b>(\$15,743.55)</b>	<b>(\$16,644.00)</b>	<b>(\$15,743.55)</b>	<b>\$0.00</b>	<b>(\$900.45)</b>	<b>94.59</b>
<b>Subtotal of Element: [Fund] 24176 - Carl D Perkins Secondary - Redistribution</b>		<b>(\$15,743.55)</b>	<b>(\$16,644.00)</b>	<b>(\$15,743.55)</b>	<b>\$0.00</b>	<b>(\$900.45)</b>	<b>94.59</b>

24190-0000-41924-0000-001752-0000-00000	Comprehensive Support and Improvement (CSI)-Flow-through Grants From Districts to Charter Schools	(\$8,503.64)	\$0.00	(\$8,503.64)	\$0.00	\$8,503.64	0.00
<b>Subtotal of Element: Revenue</b>		<b>(\$8,503.64)</b>	<b>\$0.00</b>	<b>(\$8,503.64)</b>	<b>\$0.00</b>	<b>\$8,503.64</b>	<b>0.00</b>
<b>Subtotal of Element: [Fund] 24190 - Comprehensive Support and Improvement (CSI)</b>		<b>(\$8,503.64)</b>	<b>\$0.00</b>	<b>(\$8,503.64)</b>	<b>\$0.00</b>	<b>\$8,503.64</b>	<b>0.00</b>
24191-0000-41924-0000-001752-0000-00000	Title I - HS Redesign-Flow-through Grants From Districts to Charter Schools	(\$21,139.38)	\$0.00	(\$21,139.38)	\$0.00	\$21,139.38	0.00
<b>Subtotal of Element: Revenue</b>		<b>(\$21,139.38)</b>	<b>\$0.00</b>	<b>(\$21,139.38)</b>	<b>\$0.00</b>	<b>\$21,139.38</b>	<b>0.00</b>
<b>Subtotal of Element: [Fund] 24191 - Title I - HS Redesign</b>		<b>(\$21,139.38)</b>	<b>\$0.00</b>	<b>(\$21,139.38)</b>	<b>\$0.00</b>	<b>\$21,139.38</b>	<b>0.00</b>
24301-0000-41924-0000-001752-0000-00000	CARES Act - Revenue	(\$705.90)	\$0.00	(\$705.90)	\$0.00	\$705.90	0.00
<b>Subtotal of Element: Revenue</b>		<b>(\$705.90)</b>	<b>\$0.00</b>	<b>(\$705.90)</b>	<b>\$0.00</b>	<b>\$705.90</b>	<b>0.00</b>
<b>Subtotal of Element: [Fund] 24301 - CARES Act</b>		<b>(\$705.90)</b>	<b>\$0.00</b>	<b>(\$705.90)</b>	<b>\$0.00</b>	<b>\$705.90</b>	<b>0.00</b>
24308-0000-41924-0000-001752-0000-00000	CRRSA, ESSER II-Flow-through Grants From Districts to Charter Schools	(\$40,472.88)	(\$274,937.00)	(\$40,472.88)	\$0.00	(\$234,464.12)	14.72
<b>Subtotal of Element: Revenue</b>		<b>(\$40,472.88)</b>	<b>(\$274,937.00)</b>	<b>(\$40,472.88)</b>	<b>\$0.00</b>	<b>(\$234,464.12)</b>	<b>14.72</b>
<b>Subtotal of Element: [Fund] 24308 - CRRSA, ESSER II</b>		<b>(\$40,472.88)</b>	<b>(\$274,937.00)</b>	<b>(\$40,472.88)</b>	<b>\$0.00</b>	<b>(\$234,464.12)</b>	<b>14.72</b>
24312-0000-41924-0000-001752-0000-00000	ESSER CRRSA Retention Stipend-Flow-through Grants From Districts to Charter Schools	\$0.00	(\$2,068.00)	\$0.00	\$0.00	(\$2,068.00)	0.00
<b>Subtotal of Element: Revenue</b>		<b>\$0.00</b>	<b>(\$2,068.00)</b>	<b>\$0.00</b>	<b>\$0.00</b>	<b>(\$2,068.00)</b>	<b>0.00</b>
<b>Subtotal of Element: [Fund] 24312 - ESSER CRRSA Retention Stipend</b>		<b>\$0.00</b>	<b>(\$2,068.00)</b>	<b>\$0.00</b>	<b>\$0.00</b>	<b>(\$2,068.00)</b>	<b>0.00</b>
27107-0000-43202-0000-001752-0000-00000	Library GO Bonds-State Flow-through Grant	\$0.00	(\$2,778.00)	\$0.00	\$0.00	(\$2,778.00)	0.00
27107-0000-43204-0000-001752-0000-00000	Library GO Bonds-Prior Year Balances	\$0.00	(\$3,618.00)	\$0.00	\$0.00	(\$3,618.00)	0.00
<b>Subtotal of Element: Revenue</b>		<b>\$0.00</b>	<b>(\$6,396.00)</b>	<b>\$0.00</b>	<b>\$0.00</b>	<b>(\$6,396.00)</b>	<b>0.00</b>
<b>Subtotal of Element: [Fund] 27107 - Library GO Bonds</b>		<b>\$0.00</b>	<b>(\$6,396.00)</b>	<b>\$0.00</b>	<b>\$0.00</b>	<b>(\$6,396.00)</b>	<b>0.00</b>
27502-0000-41924-0000-001752-0000-00000	Student Advisement Plan-Flow-through Grants From Districts to Charter Schools	(\$32,893.15)	(\$18,810.00)	(\$32,893.15)	\$0.00	\$14,083.15	174.87
<b>Subtotal of Element: Revenue</b>		<b>(\$32,893.15)</b>	<b>(\$18,810.00)</b>	<b>(\$32,893.15)</b>	<b>\$0.00</b>	<b>\$14,083.15</b>	<b>174.87</b>
<b>Subtotal of Element: [Fund] 27502 - Student Advisement Plan</b>		<b>(\$32,893.15)</b>	<b>(\$18,810.00)</b>	<b>(\$32,893.15)</b>	<b>\$0.00</b>	<b>\$14,083.15</b>	<b>174.87</b>
29102-0000-43214-0000-001752-0000-61005	Private Dir Grants (Categorical)-Inter-Governmental Contract Revenue/REC	(\$54,261.88)	\$0.00	(\$54,261.88)	\$0.00	\$54,261.88	0.00
<b>Subtotal of Element: Revenue</b>		<b>(\$54,261.88)</b>	<b>\$0.00</b>	<b>(\$54,261.88)</b>	<b>\$0.00</b>	<b>\$54,261.88</b>	<b>0.00</b>
<b>Subtotal of Element: [Fund] 29102 - Private Dir Grants (Categorical)</b>		<b>(\$54,261.88)</b>	<b>\$0.00</b>	<b>(\$54,261.88)</b>	<b>\$0.00</b>	<b>\$54,261.88</b>	<b>0.00</b>
31200-0000-43209-0000-001752-0000-00000	Public School Capital Outlay-PSCOC Awards	(\$41,007.50)	\$0.00	(\$41,007.50)	\$0.00	\$41,007.50	0.00
<b>Subtotal of Element: Revenue</b>		<b>(\$41,007.50)</b>	<b>\$0.00</b>	<b>(\$41,007.50)</b>	<b>\$0.00</b>	<b>\$41,007.50</b>	<b>0.00</b>
<b>Subtotal of Element: [Fund] 31200 - Public School Capital Outlay</b>		<b>(\$41,007.50)</b>	<b>\$0.00</b>	<b>(\$41,007.50)</b>	<b>\$0.00</b>	<b>\$41,007.50</b>	<b>0.00</b>
31400-0000-43202-0000-001752-0000-00000	Special Capital Outlay-State-State Flow-through Grant	\$0.00	(\$175,000.00)	\$0.00	\$0.00	(\$175,000.00)	0.00
31400-0000-43204-0000-001752-0000-00000	Special Capital Outlay-State-Prior Year Balances	\$0.00	(\$145,000.00)	\$0.00	\$0.00	(\$145,000.00)	0.00

<b>Subtotal of Element: Revenue</b>		<b>\$0.00</b>	<b>(\$320,000.00)</b>	<b>\$0.00</b>	<b>\$0.00</b>	<b>(\$320,000.00)</b>	<b>0.00</b>
<b>Subtotal of Element: [Fund] 31400 - Special Capital Outlay-State</b>		<b>\$0.00</b>	<b>(\$320,000.00)</b>	<b>\$0.00</b>	<b>\$0.00</b>	<b>(\$320,000.00)</b>	<b>0.00</b>
31600-0000-41110-0000-001752-0000-00000	Capital Improvements HB-33-Ad Valorem Taxes - School District	(\$5,677.37)	(\$142,061.00)	(\$5,677.37)	\$0.00	(\$136,383.63)	3.99
<b>Subtotal of Element: Revenue</b>		<b>(\$5,677.37)</b>	<b>(\$142,061.00)</b>	<b>(\$5,677.37)</b>	<b>\$0.00</b>	<b>(\$136,383.63)</b>	<b>4.00</b>
<b>Subtotal of Element: [Fund] 31600 - Capital Improvements HB-33</b>		<b>(\$5,677.37)</b>	<b>(\$142,061.00)</b>	<b>(\$5,677.37)</b>	<b>\$0.00</b>	<b>(\$136,383.63)</b>	<b>4.00</b>
31700-0000-43204-0000-001752-0000-00000	Capital Improvements SB-9-Prior Year Balances	\$0.00	(\$4,443.00)	\$0.00	\$0.00	(\$4,443.00)	0.00
<b>Subtotal of Element: Revenue</b>		<b>\$0.00</b>	<b>(\$4,443.00)</b>	<b>\$0.00</b>	<b>\$0.00</b>	<b>(\$4,443.00)</b>	<b>0.00</b>
<b>Subtotal of Element: [Fund] 31700 - Capital Improvements SB-9</b>		<b>\$0.00</b>	<b>(\$4,443.00)</b>	<b>\$0.00</b>	<b>\$0.00</b>	<b>(\$4,443.00)</b>	<b>0.00</b>
31701-0000-41110-0000-001752-0000-00000	Capital Improvements SB-9 Local-Ad Valorem Taxes - School District	(\$2,830.73)	(\$71,943.00)	(\$2,830.73)	\$0.00	(\$69,112.27)	3.93
<b>Subtotal of Element: Revenue</b>		<b>(\$2,830.73)</b>	<b>(\$71,943.00)</b>	<b>(\$2,830.73)</b>	<b>\$0.00</b>	<b>(\$69,112.27)</b>	<b>3.93</b>
<b>Subtotal of Element: [Fund] 31701 - Capital Improvements SB-9 Local</b>		<b>(\$2,830.73)</b>	<b>(\$71,943.00)</b>	<b>(\$2,830.73)</b>	<b>\$0.00</b>	<b>(\$69,112.27)</b>	<b>3.93</b>
31703-0000-43202-0000-001752-0000-00000	SB-9 State Match Cash-State Flow-through Grant	\$0.00	(\$6,066.00)	\$0.00	\$0.00	(\$6,066.00)	0.00
<b>Subtotal of Element: Revenue</b>		<b>\$0.00</b>	<b>(\$6,066.00)</b>	<b>\$0.00</b>	<b>\$0.00</b>	<b>(\$6,066.00)</b>	<b>0.00</b>
<b>Subtotal of Element: [Fund] 31703 - SB-9 State Match Cash</b>		<b>\$0.00</b>	<b>(\$6,066.00)</b>	<b>\$0.00</b>	<b>\$0.00</b>	<b>(\$6,066.00)</b>	<b>0.00</b>
<b>Grand Total</b>		<b>(\$1,022,647.38)</b>	<b>(\$3,217,018.00)</b>	<b>(\$1,022,647.38)</b>	<b>\$0.00</b>	<b>(\$2,194,370.62)</b>	<b>31.79</b>



# Health Leadership High School

## Rollup Report

Cycle: FY21-22; 1st Detail Element: Fund; 1st Detail Level: Detailed; 2nd Detail Element: Object; 2nd Detail Level: Highest; 3rd Detail Element: None; 3rd Detail Level: None; 4th Detail Element: None; 4th Detail Level: None; 5th Detail Element: None; 5th Detail Level: None; Account Expression: ([Object] >= "5") ; 1st Subtotal Element: Fund; 1st Subtotal Rollup Level: Detailed; 2nd Subtotal Element: None; 2nd Subtotal Rollup Level: None; 3rd Subtotal Element: None; 3rd Subtotal Rollup Level: None; 4th Subtotal Element: None; 4th Subtotal Rollup Level: None; 5th Subtotal Element: None; 5th Subtotal Rollup Level: None; Begin Date: 10/01/2021; End Date: 10/31/2021; Subtotal on Account Type: No; Include Encumbrances: Yes; Created On: 11/9/2021 2:25:34 PM

Fund	Object	Actuals (Selected Range)	Adopted Budget	Current Budget	Actuals (YTD)	Encumbrances (YTD)	Available	% of Budget
11000 - Operational	51000 - Personnel Services - Compensation	\$80,889.98	\$1,100,066.00	\$1,127,227.00	\$283,640.74	\$760,030.75	\$83,555.51	25.16
11000 - Operational	52000 - Personnel Services - Employee Benefits	\$28,903.97	\$428,033.00	\$425,385.00	\$117,240.22	\$278,275.66	\$29,869.12	27.56
11000 - Operational	53000 - Purchased Professional and Technical Services	\$18,959.06	\$259,995.00	\$286,329.00	\$68,010.81	\$196,879.07	\$21,439.12	23.75
11000 - Operational	54000 - Purchased Property Services	\$22,490.18	\$291,973.00	\$292,961.00	\$111,972.60	\$177,138.62	\$3,849.78	38.22
11000 - Operational	55000 - Other Purchased Services	\$2,761.74	\$98,356.00	\$99,240.00	\$35,817.07	\$35,440.86	\$27,982.07	36.09
11000 - Operational	56000 - Supplies	\$9,887.75	\$163,209.00	\$170,025.00	\$37,967.05	\$24,200.81	\$107,857.14	22.33
11000 - Operational	57000 - Property	\$0.00	\$1,996,632.00	\$1,980,741.00	\$845.75	\$0.00	\$1,979,895.25	0.04
<b>Subtotal of Element: [Fund] 11000 - Operational</b>		<b>\$163,892.68</b>	<b>\$4,338,264.00</b>	<b>\$4,381,908.00</b>	<b>\$655,494.24</b>	<b>\$1,471,965.77</b>	<b>\$2,254,447.99</b>	
14000 - Instructional Materials	56000 - Supplies	\$274.75	\$11,000.00	\$11,000.00	\$1,478.36	\$9,980.19	(\$458.55)	13.44
<b>Subtotal of Element: [Fund] 14000 - Instructional Materials</b>		<b>\$274.75</b>	<b>\$11,000.00</b>	<b>\$11,000.00</b>	<b>\$1,478.36</b>	<b>\$9,980.19</b>	<b>(\$458.55)</b>	
23000 - Non-Instructional Support	56000 - Supplies	\$0.00	\$2,443.00	\$2,443.00	\$0.00	\$0.00	\$2,443.00	0.00
<b>Subtotal of Element: [Fund] 23000 - Non-Instructional Support</b>		<b>\$0.00</b>	<b>\$2,443.00</b>	<b>\$2,443.00</b>	<b>\$0.00</b>	<b>\$0.00</b>	<b>\$2,443.00</b>	
24101 - Title I - IASA	51000 - Personnel Services - Compensation	\$3,077.62	\$40,009.00	\$40,009.00	\$10,771.67	\$29,237.33	\$0.00	26.92
24101 - Title I - IASA	52000 - Personnel Services - Employee Benefits	\$1,005.61	\$14,175.00	\$14,175.00	\$4,061.96	\$9,485.53	\$627.51	28.66
24101 - Title I - IASA	53000 - Purchased Professional and Technical Services	\$0.00	\$100.00	\$100.00	\$0.00	\$0.00	\$100.00	0.00
24101 - Title I - IASA	56000 - Supplies	\$0.00	\$1,249.00	\$1,249.00	\$0.00	\$80.00	\$1,169.00	0.00
<b>Subtotal of Element: [Fund] 24101 - Title I - IASA</b>		<b>\$4,083.23</b>	<b>\$55,533.00</b>	<b>\$55,533.00</b>	<b>\$14,833.63</b>	<b>\$38,802.86</b>	<b>\$1,896.51</b>	
24106 - Entitlement IDEA-B	51000 - Personnel Services - Compensation	\$2,367.00	\$30,771.00	\$30,771.00	\$8,284.50	\$22,486.50	\$0.00	26.92
24106 - Entitlement IDEA-B	52000 - Personnel Services - Employee Benefits	\$794.82	\$10,740.00	\$10,740.00	\$2,836.60	\$6,285.45	\$1,617.95	26.41
24106 - Entitlement IDEA-B	56000 - Supplies	\$0.00	\$1,550.00	\$1,550.00	\$899.00	\$651.00	\$0.00	58.00
<b>Subtotal of Element: [Fund] 24106 - Entitlement IDEA-B</b>		<b>\$3,161.82</b>	<b>\$43,061.00</b>	<b>\$43,061.00</b>	<b>\$12,020.10</b>	<b>\$29,422.95</b>	<b>\$1,617.95</b>	
24146 - Charter Schools	54000 - Purchased Property Services	\$270.66	\$0.00	\$0.00	\$1,087.20	\$1,528.28	(\$2,615.48)	
<b>Subtotal of Element: [Fund] 24146 - Charter Schools</b>		<b>\$270.66</b>	<b>\$0.00</b>	<b>\$0.00</b>	<b>\$1,087.20</b>	<b>\$1,528.28</b>	<b>(\$2,615.48)</b>	
24153 - English Language Acquisition	56000 - Supplies	\$0.00	\$1,825.00	\$1,825.00	\$0.00	\$0.00	\$1,825.00	0.00
<b>Subtotal of Element: [Fund] 24153 - English Language Acquisition</b>		<b>\$0.00</b>	<b>\$1,825.00</b>	<b>\$1,825.00</b>	<b>\$0.00</b>	<b>\$0.00</b>	<b>\$1,825.00</b>	
24154 - Teacher/Principal Training & Recruiting	51000 - Personnel Services - Compensation	\$0.00	\$4,000.00	\$4,000.00	\$1,500.00	\$0.00	\$2,500.00	37.50
24154 - Teacher/Principal Training & Recruiting	52000 - Personnel Services - Employee Benefits	\$0.00	\$994.00	\$994.00	\$112.95	\$0.00	\$881.05	11.36
24154 - Teacher/Principal Training & Recruiting	53000 - Purchased Professional and Technical Services	\$0.00	\$2,922.00	\$2,922.00	\$0.00	\$2,390.00	\$532.00	0.00
<b>Subtotal of Element: [Fund] 24154 - Teacher/Principal Training &amp; Recruiting</b>		<b>\$0.00</b>	<b>\$7,916.00</b>	<b>\$7,916.00</b>	<b>\$1,612.95</b>	<b>\$2,390.00</b>	<b>\$3,913.05</b>	
24174 - Carl D Perkins Secondary - Current	51000 - Personnel Services - Compensation	\$0.00	\$3,000.00	\$3,000.00	\$0.00	\$0.00	\$3,000.00	0.00

24174 - Carl D Perkins Secondary - Current	52000 - Personnel Services - Employee Benefits	\$0.00	\$733.00	\$733.00	\$0.00	\$0.00	\$733.00	0.00
24174 - Carl D Perkins Secondary - Current	53000 - Purchased Professional and Technical Services	\$0.00	\$1,519.00	\$1,519.00	\$0.00	\$0.00	\$1,519.00	0.00
24174 - Carl D Perkins Secondary - Current	55000 - Other Purchased Services	\$0.00	\$280.00	\$280.00	\$0.00	\$0.00	\$280.00	0.00
24174 - Carl D Perkins Secondary - Current	56000 - Supplies	\$0.00	\$1,519.00	\$1,519.00	\$0.00	\$0.00	\$1,519.00	0.00
<b>Subtotal of Element: [Fund] 24174 - Carl D Perkins Secondary - Current</b>		<b>\$0.00</b>	<b>\$7,051.00</b>	<b>\$7,051.00</b>	<b>\$0.00</b>	<b>\$0.00</b>	<b>\$7,051.00</b>	
24176 - Carl D Perkins Secondary - Redistribution	51000 - Personnel Services - Compensation	\$0.00		\$0.00	\$1,244.75	\$0.00	(\$1,244.75)	
24176 - Carl D Perkins Secondary - Redistribution	53000 - Purchased Professional and Technical Services	\$0.00	\$16,644.00	\$3,599.00	\$1,376.55	\$0.00	\$2,222.45	38.25
24176 - Carl D Perkins Secondary - Redistribution	57000 - Property	\$0.00		\$13,045.00	\$13,122.25	\$0.00	(\$77.25)	100.59
<b>Subtotal of Element: [Fund] 24176 - Carl D Perkins Secondary - Redistribution</b>		<b>\$0.00</b>	<b>\$16,644.00</b>	<b>\$16,644.00</b>	<b>\$15,743.55</b>	<b>\$0.00</b>	<b>\$900.45</b>	
24191 - Title I - HS Redesign	56000 - Supplies	\$0.00	\$0.00	\$0.00	\$0.00	\$69.75	(\$69.75)	
<b>Subtotal of Element: [Fund] 24191 - Title I - HS Redesign</b>		<b>\$0.00</b>	<b>\$0.00</b>	<b>\$0.00</b>	<b>\$0.00</b>	<b>\$69.75</b>	<b>(\$69.75)</b>	
24307 - Social Emotional Learning	51000 - Personnel Services - Compensation	\$420.00		\$0.00	\$420.00	\$0.00	(\$420.00)	
24307 - Social Emotional Learning	52000 - Personnel Services - Employee Benefits	\$102.50		\$0.00	\$102.50	\$87.43	(\$189.93)	
24307 - Social Emotional Learning	53000 - Purchased Professional and Technical Services	\$0.00		\$0.00	\$1,800.00	\$1,000.00	(\$2,800.00)	
24307 - Social Emotional Learning	56000 - Supplies	\$0.00		\$0.00	\$7,309.36	\$0.00	(\$7,309.36)	
<b>Subtotal of Element: [Fund] 24307 - Social Emotional Learning</b>		<b>\$522.50</b>		<b>\$0.00</b>	<b>\$9,631.86</b>	<b>\$1,087.43</b>	<b>(\$10,719.29)</b>	
24308 - CRRSA, ESSER II	51000 - Personnel Services - Compensation	\$12,004.08	\$198,886.00	\$198,886.00	\$52,157.68	\$108,036.68	\$38,691.64	26.22
24308 - CRRSA, ESSER II	52000 - Personnel Services - Employee Benefits	\$4,417.84	\$72,770.00	\$72,770.00	\$17,864.85	\$40,338.91	\$14,566.24	24.55
24308 - CRRSA, ESSER II	56000 - Supplies	\$0.00	\$3,281.00	\$3,281.00	\$3,281.35	\$0.00	(\$0.35)	100.01
<b>Subtotal of Element: [Fund] 24308 - CRRSA, ESSER II</b>		<b>\$16,421.92</b>	<b>\$274,937.00</b>	<b>\$274,937.00</b>	<b>\$73,303.88</b>	<b>\$148,375.59</b>	<b>\$53,257.53</b>	
24312 - ESSER CRRSA Retention Stipend	51000 - Personnel Services - Compensation	\$0.00		\$2,068.00	\$0.00	\$0.00	\$2,068.00	0.00
<b>Subtotal of Element: [Fund] 24312 - ESSER CRRSA Retention Stipend</b>		<b>\$0.00</b>		<b>\$2,068.00</b>	<b>\$0.00</b>	<b>\$0.00</b>	<b>\$2,068.00</b>	
24330 - CRRSA, ESSER III	53000 - Purchased Professional and Technical Services	\$3,180.00		\$0.00	\$3,180.00	\$32,214.00	(\$35,394.00)	
<b>Subtotal of Element: [Fund] 24330 - CRRSA, ESSER III</b>		<b>\$3,180.00</b>		<b>\$0.00</b>	<b>\$3,180.00</b>	<b>\$32,214.00</b>	<b>(\$35,394.00)</b>	
27107 - Library GO Bonds	56000 - Supplies	\$0.00	\$2,778.00	\$2,778.00	\$0.00	\$0.00	\$2,778.00	0.00
27107 - Library GO Bonds	57000 - Property	\$0.00	\$3,618.00	\$3,618.00	\$0.00	\$0.00	\$3,618.00	0.00
<b>Subtotal of Element: [Fund] 27107 - Library GO Bonds</b>		<b>\$0.00</b>	<b>\$6,396.00</b>	<b>\$6,396.00</b>	<b>\$0.00</b>	<b>\$0.00</b>	<b>\$6,396.00</b>	
27109 - Instructional Materials	56000 - Supplies	\$0.00	\$7,737.00	\$7,737.00	\$44.74	\$1,357.31	\$6,334.95	0.58
<b>Subtotal of Element: [Fund] 27109 - Instructional Materials</b>		<b>\$0.00</b>	<b>\$7,737.00</b>	<b>\$7,737.00</b>	<b>\$44.74</b>	<b>\$1,357.31</b>	<b>\$6,334.95</b>	
27502 - Student Advisement Plan	51000 - Personnel Services - Compensation	\$0.00	\$1,500.00	\$1,500.00	\$0.00	\$0.00	\$1,500.00	0.00
27502 - Student Advisement Plan	52000 - Personnel Services - Employee Benefits	\$0.00	\$373.00	\$373.00	\$0.00	\$0.00	\$373.00	0.00
27502 - Student Advisement Plan	53000 - Purchased Professional and Technical Services	\$0.00	\$16,937.00	\$16,937.00	\$0.00	\$0.00	\$16,937.00	0.00
27502 - Student Advisement Plan	56000 - Supplies	\$0.00	\$0.00	\$0.00	\$0.00	\$28.66	(\$28.66)	
<b>Subtotal of Element: [Fund] 27502 - Student Advisement Plan</b>		<b>\$0.00</b>	<b>\$18,810.00</b>	<b>\$18,810.00</b>	<b>\$0.00</b>	<b>\$28.66</b>	<b>\$18,781.34</b>	

29102 - Private Dir Grants (Categorical)	55000 - Other Purchased Services	\$0.00		\$0.00	\$5,000.00	\$0.00	(\$5,000.00)	
29102 - Private Dir Grants (Categorical)	56000 - Supplies	\$0.00	\$4,000.00	\$4,000.00	\$0.00	\$0.00	\$4,000.00	0.00
29102 - Private Dir Grants (Categorical)	57000 - Property	\$0.00	\$36,669.00	\$36,669.00	\$0.00	\$0.00	\$36,669.00	0.00
<b>Subtotal of Element: [Fund] 29102 - Private Dir Grants (Categorical)</b>		<b>\$0.00</b>	<b>\$40,669.00</b>	<b>\$40,669.00</b>	<b>\$5,000.00</b>	<b>\$0.00</b>	<b>\$35,669.00</b>	
31400 - Special Capital Outlay-State	53000 - Purchased Professional and Technical Services	\$0.00	\$20,200.00	\$20,200.00	\$0.00	\$0.00	\$20,200.00	0.00
31400 - Special Capital Outlay-State	54000 - Purchased Property Services	\$0.00	\$150,000.00	\$150,000.00	\$0.00	\$21,791.76	\$128,208.24	0.00
31400 - Special Capital Outlay-State	57000 - Property	\$0.00	\$149,800.00	\$149,800.00	\$0.00	\$0.00	\$149,800.00	0.00
<b>Subtotal of Element: [Fund] 31400 - Special Capital Outlay-State</b>		<b>\$0.00</b>	<b>\$320,000.00</b>	<b>\$320,000.00</b>	<b>\$0.00</b>	<b>\$21,791.76</b>	<b>\$298,208.24</b>	
31600 - Capital Improvements HB-33	53000 - Purchased Professional and Technical Services	\$4.77	\$2,131.00	\$5,862.00	\$56.77	\$0.00	\$5,805.23	0.97
31600 - Capital Improvements HB-33	57000 - Property	\$0.00	\$782,380.00	\$782,380.00	\$0.00	\$0.00	\$782,380.00	0.00
<b>Subtotal of Element: [Fund] 31600 - Capital Improvements HB-33</b>		<b>\$4.77</b>	<b>\$784,511.00</b>	<b>\$788,242.00</b>	<b>\$56.77</b>	<b>\$0.00</b>	<b>\$788,185.23</b>	
31700 - Capital Improvements SB-9	57000 - Property	\$0.00	\$4,443.00	\$4,443.00	\$0.00	\$0.00	\$4,443.00	0.00
<b>Subtotal of Element: [Fund] 31700 - Capital Improvements SB-9</b>		<b>\$0.00</b>	<b>\$4,443.00</b>	<b>\$4,443.00</b>	<b>\$0.00</b>	<b>\$0.00</b>	<b>\$4,443.00</b>	
31701 - Capital Improvements SB-9 Local	53000 - Purchased Professional and Technical Services	\$2.34	\$1,080.00	\$1,080.00	\$28.32	\$0.00	\$1,051.68	2.62
31701 - Capital Improvements SB-9 Local	57000 - Property	\$4,646.00	\$449,772.00	\$451,000.00	\$4,655.75	\$0.00	\$446,344.25	1.03
<b>Subtotal of Element: [Fund] 31701 - Capital Improvements SB-9 Local</b>		<b>\$4,648.34</b>	<b>\$450,852.00</b>	<b>\$452,080.00</b>	<b>\$4,684.07</b>	<b>\$0.00</b>	<b>\$447,395.93</b>	
31703 - SB-9 State Match Cash	57000 - Property	\$0.00	\$11,818.00	\$11,818.00	\$0.00	\$0.00	\$11,818.00	0.00
<b>Subtotal of Element: [Fund] 31703 - SB-9 State Match Cash</b>		<b>\$0.00</b>	<b>\$11,818.00</b>	<b>\$11,818.00</b>	<b>\$0.00</b>	<b>\$0.00</b>	<b>\$11,818.00</b>	
<b>Grand Total</b>		<b>\$196,460.67</b>	<b>\$6,403,910.00</b>	<b>\$6,454,581.00</b>	<b>\$798,171.35</b>	<b>\$1,759,014.55</b>	<b>\$3,897,395.10</b>	

# Health Leadership High School

## Account Summary Report

Cycle: FY21-22; Begin Date: 07/01/2021; End Date: 10/31/2021; Account Type: Expenditure; Subtotal Elements: Fund,Function; Account Expression: [ALL]; Subtotal By Account Type: Yes; Include Unposted Transactions: No; Created On: 11/9/2021 2:22:20 PM

Account Code	Description	Actual (Date Range)	Budget (YTD)	Actual (YTD)	Encumbrance (YTD)	Available (YTD)	% of Budget
11000-1000-51100-0000-001752-1611-00000	Operational-Salaries Expense	\$0.00	\$10,000.00	\$0.00	\$0.00	\$10,000.00	0.00
11000-1000-51100-1010-001752-1411-00000	Salaries Expense: Teachers-Grades 1-12	\$99,845.02	\$435,834.00	\$99,845.02	\$270,988.53	\$65,000.45	22.90
11000-1000-51100-2000-001752-1412-00000	Salaries Expense: Teachers- Special Education	\$26,152.28	\$97,138.00	\$26,152.28	\$70,984.97	\$0.75	26.92
11000-1000-51100-4025-001752-1412-00000	Operational-Salaries Expense	\$6,105.40	\$22,677.00	\$6,105.40	\$16,571.83	(\$0.23)	26.92
11000-1000-51100-4040-001752-1411-00000	Operational-Salaries Expense	\$6,823.64	\$28,854.00	\$6,823.64	\$18,529.54	\$3,500.82	23.64
11000-1000-51100-4040-001752-1412-00000	Operational-Salaries Expense	\$796.60	\$2,958.00	\$796.60	\$2,162.15	(\$0.75)	26.93
11000-1000-51300-1010-001752-1411-00000	Operational-Additional Compensation	\$1,607.25	\$3,000.00	\$1,607.25	\$0.00	\$1,392.75	53.57
11000-1000-51300-9000-001752-1618-00000	Operational-Additional Compensation	\$0.00	\$4,500.00	\$0.00	\$0.00	\$4,500.00	0.00
11000-1000-52111-0000-001752-0000-00000	Educational Retirement	\$0.00	\$9,848.00	\$0.00	\$0.00	\$9,848.00	0.00
11000-1000-52111-1010-001752-0000-00000	Operational-Educational Retirement	\$15,126.46	\$56,181.00	\$15,126.46	\$41,054.50	\$0.04	26.92
11000-1000-52111-2000-001752-0000-00000	Operational-Educational Retirement	\$3,962.07	\$14,717.00	\$3,962.07	\$10,754.13	\$0.80	26.92
11000-1000-52111-4025-001752-0000-00000	Operational-Educational Retirement	\$924.98	\$3,435.00	\$924.98	\$2,510.66	(\$0.64)	26.92
11000-1000-52111-4040-001752-0000-00000	Operational-Educational Retirement	\$1,154.47	\$4,819.00	\$1,154.47	\$3,134.95	\$529.58	23.95
11000-1000-52111-9000-001752-0000-00000	Operational-Educational Retirement	\$0.00	\$682.00	\$0.00	\$0.00	\$682.00	0.00
11000-1000-52112-0000-001752-0000-00000	ERA - Retiree Health	\$0.00	\$1,300.00	\$0.00	\$0.00	\$1,300.00	0.00
11000-1000-52112-1010-001752-0000-00000	Operational-ERA - Retiree Health	\$1,997.02	\$7,418.00	\$1,997.02	\$5,420.28	\$0.70	26.92
11000-1000-52112-2000-001752-0000-00000	Operational-ERA - Retiree Health	\$523.04	\$1,943.00	\$523.04	\$1,419.67	\$0.29	26.91
11000-1000-52112-4025-001752-0000-00000	Operational-ERA - Retiree Health	\$122.08	\$453.00	\$122.08	\$331.36	(\$0.44)	26.94
11000-1000-52112-4040-001752-0000-00000	Operational-ERA - Retiree Health	\$152.40	\$637.00	\$152.40	\$413.82	\$70.78	23.92
11000-1000-52112-9000-001752-0000-00000	Operational-ERA - Retiree Health	\$0.00	\$90.00	\$0.00	\$0.00	\$90.00	0.00
11000-1000-52210-0000-001752-0000-00000	FICA Payments	\$0.00	\$4,030.00	\$0.00	\$0.00	\$4,030.00	0.00
11000-1000-52210-1010-001752-0000-00000	Operational-FICA Payments	\$5,987.25	\$21,533.00	\$5,987.25	\$16,078.74	(\$532.99)	27.80
11000-1000-52210-2000-001752-0000-00000	Operational-FICA Payments	\$1,422.45	\$4,364.00	\$1,422.45	\$2,814.47	\$127.08	32.59
11000-1000-52210-4025-001752-0000-00000	Operational-FICA Payments	\$355.66	\$1,309.00	\$355.66	\$954.18	(\$0.84)	27.17
11000-1000-52210-4040-001752-0000-00000	Operational-FICA Payments	\$439.31	\$2,012.00	\$439.31	\$1,082.43	\$490.26	21.83
11000-1000-52210-9000-001752-0000-00000	Operational-FICA Payments	\$0.00	\$279.00	\$0.00	\$0.00	\$279.00	0.00
11000-1000-52220-0000-001752-0000-00000	Medicare Payments	\$0.00	\$945.00	\$0.00	\$0.00	\$945.00	0.00
11000-1000-52220-1010-001752-0000-00000	Operational-Medicare Payments	\$1,400.27	\$5,036.00	\$1,400.27	\$3,765.94	(\$130.21)	27.80
11000-1000-52220-2000-001752-0000-00000	Operational-Medicare Payments	\$332.69	\$1,251.00	\$332.69	\$911.62	\$6.69	26.59
11000-1000-52220-4025-001752-0000-00000	Operational-Medicare Payments	\$83.17	\$366.00	\$83.17	\$223.06	\$59.77	22.72
11000-1000-52220-4040-001752-0000-00000	Operational-Medicare Payments	\$102.70	\$941.00	\$102.70	\$282.91	\$555.39	10.91
11000-1000-52220-9000-001752-0000-00000	Operational-Medicare Payments	\$0.00	\$66.00	\$0.00	\$0.00	\$66.00	0.00
11000-1000-52311-0000-001752-0000-00000	Health and Medical Premiums	\$0.00	\$7,682.00	\$0.00	\$0.00	\$7,682.00	0.00
11000-1000-52311-1010-001752-0000-00000	Operational-Health and Medical Premiums	\$7,167.14	\$35,731.00	\$7,167.14	\$28,029.78	\$534.08	20.05
11000-1000-52311-2000-001752-0000-00000	Operational-Health and Medical Premiums	\$4,570.26	\$14,845.00	\$4,570.26	\$11,561.13	(\$1,286.39)	30.78
11000-1000-52311-4025-001752-0000-00000	Operational-Health and Medical Premiums	\$523.96	\$2,217.00	\$523.96	\$1,678.65	\$14.39	23.63
11000-1000-52311-4040-001752-0000-00000	Operational-Health and Medical Premiums	\$770.34	\$2,956.00	\$770.34	\$2,312.85	(\$127.19)	26.06
11000-1000-52312-0000-001752-0000-00000	Life	\$0.00	\$257.00	\$0.00	\$0.00	\$257.00	0.00

11000-1000-52312-1010-001752-0000-00000	Operational-Life	\$80.67	\$446.00	\$80.67	\$303.97	\$61.36	18.08
11000-1000-52312-2000-001752-0000-00000	Operational-Life	\$24.28	\$91.00	\$24.28	\$68.97	(\$2.25)	26.68
11000-1000-52312-4025-001752-0000-00000	Operational-Life	\$4.74	\$20.00	\$4.74	\$15.01	\$0.25	23.70
11000-1000-52312-4040-001752-0000-00000	Operational-Life	\$7.41	\$29.00	\$7.41	\$22.10	(\$0.51)	25.55
11000-1000-52313-0000-001752-0000-00000	Dental	\$0.00	\$386.00	\$0.00	\$0.00	\$386.00	0.00
11000-1000-52313-1010-001752-0000-00000	Operational-Dental	\$335.00	\$1,255.00	\$335.00	\$924.92	(\$4.92)	26.69
11000-1000-52313-2000-001752-0000-00000	Operational-Dental	\$217.18	\$727.00	\$217.18	\$533.33	(\$23.51)	29.87
11000-1000-52313-4025-001752-0000-00000	Operational-Dental	\$29.40	\$127.00	\$29.40	\$93.10	\$4.50	23.14
11000-1000-52313-4040-001752-0000-00000	Operational-Dental	\$30.40	\$288.00	\$30.40	\$88.16	\$169.44	10.55
11000-1000-52314-0000-001752-0000-00000	Vision	\$0.00	\$128.00	\$0.00	\$0.00	\$128.00	0.00
11000-1000-52314-1010-001752-0000-00000	Operational-Vision	\$60.13	\$299.00	\$60.13	\$150.88	\$87.99	20.11
11000-1000-52314-2000-001752-0000-00000	Operational-Vision	\$37.10	\$126.00	\$37.10	\$91.96	(\$3.06)	29.44
11000-1000-52314-4025-001752-0000-00000	Operational-Vision	\$0.00	\$50.00	\$0.00	\$0.00	\$50.00	0.00
11000-1000-52314-4040-001752-0000-00000	Operational-Vision	\$4.80	\$43.00	\$4.80	\$13.87	\$24.33	11.16
11000-1000-52315-0000-001752-0000-00000	Disability	\$0.00	\$360.00	\$0.00	\$0.00	\$360.00	0.00
11000-1000-52315-1010-001752-0000-00000	Operational-Disability	\$116.15	\$707.00	\$116.15	\$268.49	\$322.36	16.42
11000-1000-52315-2000-001752-0000-00000	Operational-Disability	\$54.48	\$202.00	\$54.48	\$129.39	\$18.13	26.97
11000-1000-52315-4025-001752-0000-00000	Operational-Disability	\$0.00	\$114.00	\$0.00	\$0.00	\$114.00	0.00
11000-1000-52315-4040-001752-0000-00000	Operational-Disability	\$7.38	\$207.00	\$7.38	\$21.09	\$178.53	3.56
11000-1000-52500-0000-001752-0000-00000	Unemployment Compensation	\$0.00	\$94.00	\$0.00	\$0.00	\$94.00	0.00
11000-1000-52500-1010-001752-0000-00000	Operational-Unemployment Compensation	\$250.19	\$522.00	\$250.19	\$450.26	(\$178.45)	47.92
11000-1000-52500-2000-001752-0000-00000	Operational-Unemployment Compensation	\$45.50	\$118.00	\$45.50	\$81.08	(\$8.58)	38.55
11000-1000-52500-4025-001752-0000-00000	Operational-Unemployment Compensation	\$0.00	\$25.00	\$0.00	\$25.57	(\$0.57)	0.00
11000-1000-52500-4040-001752-0000-00000	Operational-Unemployment Compensation	\$9.69	\$38.00	\$9.69	\$32.89	(\$4.58)	25.50
11000-1000-52710-0000-001752-0000-00000	Workers Compensation Premium	\$51.00	\$51.00	\$51.00	\$0.00	\$0.00	100.00
11000-1000-52710-1010-001752-0000-00000	Operational-Workers Compensation Premium	\$6,045.00	\$6,045.00	\$6,045.00	\$0.00	\$0.00	100.00
11000-1000-52710-2000-001752-0000-00000	Operational-Workers Compensation Premium	\$1,390.00	\$1,390.00	\$1,390.00	\$0.00	\$0.00	100.00
11000-1000-52710-4025-001752-0000-00000	Operational-Workers Compensation Premium	\$404.00	\$404.00	\$404.00	\$0.00	\$0.00	100.00
11000-1000-52710-4040-001752-0000-00000	Operational-Workers Compensation Premium	\$1,154.00	\$1,154.00	\$1,154.00	\$0.00	\$0.00	100.00
11000-1000-52720-0000-001752-0000-00000	Workers Compensation Employer's Fee	\$0.00	\$10.00	\$0.00	\$0.00	\$10.00	0.00
11000-1000-52720-1010-001752-0000-00000	Operational-Workers Compensation Employer's Fee	\$22.03	\$66.00	\$22.03	\$44.97	(\$1.00)	33.37
11000-1000-52720-2000-001752-0000-00000	Operational-Workers Compensation Employer's Fee	\$3.18	\$13.00	\$3.18	\$10.29	(\$0.47)	24.46
11000-1000-52720-4025-001752-0000-00000	Operational-Workers Compensation Employer's Fee	\$0.69	\$2.00	\$0.69	\$2.28	(\$0.97)	34.50
11000-1000-52720-4040-001752-0000-00000	Operational-Workers Compensation Employer's Fee	\$1.08	\$4.00	\$1.08	\$3.40	(\$0.48)	27.00
11000-1000-53330-1010-001752-0000-00000	Operational-Professional Development	\$900.00	\$15,116.00	\$900.00	\$116.00	\$14,100.00	5.95
11000-1000-53711-1010-001752-0000-00000	Operational-Other Charges	\$100.00	\$5,750.00	\$100.00	\$5,088.00	\$562.00	1.73
11000-1000-53711-9000-001752-0000-00000	Operational-Other Charges	\$100.00	\$3,073.00	\$100.00	\$900.00	\$2,073.00	3.25
11000-1000-53711-9000-001752-0000-60003	Operational-Other Charges	\$0.00	\$0.00	\$0.00	\$3,073.00	(\$3,073.00)	0.00
11000-1000-54311-1010-001752-0000-00000	Operational-Maintenance & Repair Furniture/Fixtures/Equipment	\$25.00	\$0.00	\$25.00	\$0.00	(\$25.00)	0.00
11000-1000-54630-1010-001752-0000-00000	Rental - Computers and Related Equipment	\$0.00	\$0.00	\$0.00	\$2,280.41	(\$2,280.41)	0.00
11000-1000-55817-1010-001752-0000-00000	Operational-Student Travel	\$0.00	\$6,000.00	\$0.00	\$433.00	\$5,567.00	0.00
11000-1000-55915-1010-001752-0000-00000	Operational-Other Contract Services	\$644.92	\$9,000.00	\$644.92	\$372.48	\$7,982.60	7.16

11000-1000-56112-1010-001752-0000-00000	Operational-Other Textbooks	\$0.00	\$26,458.00	\$0.00	\$0.00	\$26,458.00	0.00
11000-1000-56113-1010-001752-0000-00000	Operational-Software	\$5,968.65	\$11,448.00	\$5,968.65	\$0.00	\$5,479.35	52.13
11000-1000-56118-1010-001752-0000-00000	Operational-General Supplies and Materials	\$996.38	\$10,000.00	\$996.38	\$1,397.09	\$7,606.53	9.96
11000-1000-56118-4040-001752-0000-00000	Operational-General Supplies and Materials	\$0.00	\$55,000.00	\$0.00	\$0.00	\$55,000.00	0.00
11000-1000-56118-9000-001752-0000-00000	Operational-General Supplies and Materials	\$0.00	\$4,000.00	\$0.00	\$0.00	\$4,000.00	0.00
11000-1000-57331-1010-001752-0000-00000	Operational-Fixed Assets (More Than \$5,000)	\$0.00	\$500,000.00	\$0.00	\$0.00	\$500,000.00	0.00
11000-1000-57332-1010-001752-0000-00000	Operational-Supply Assets (\$5,000 or Less)	\$0.00	\$2,500.00	\$0.00	\$0.00	\$2,500.00	0.00
<b>Subtotal of Element: Expenditure</b>		<b>\$207,568.34</b>	<b>\$1,476,190.00</b>	<b>\$207,568.34</b>	<b>\$531,008.11</b>	<b>\$737,613.55</b>	<b>14.06</b>
<b>Subtotal of Element: [Function] 1000 - Instruction</b>		<b>\$207,568.34</b>	<b>\$1,476,190.00</b>	<b>\$207,568.34</b>	<b>\$531,008.11</b>	<b>\$737,613.55</b>	<b>14.06</b>
11000-2100-51100-0000-001752-1211-00000	Salaries Expense: Coordinator/Subject Matter Specialist	\$29,786.44	\$77,875.00	\$29,786.44	\$90,804.72	(\$42,716.16)	38.24
11000-2100-51100-0000-001752-1216-00000	Operational-Salaries Expense	\$3,153.84	\$10,250.00	\$3,153.84	\$7,096.16	\$0.00	30.76
11000-2100-51100-0000-001752-1217-00000	Salaries Expense: Secretarial/Clerical/Technical Assistants	\$6,307.68	\$41,451.00	\$6,307.68	\$14,192.32	\$20,951.00	15.21
11000-2100-51100-2000-001752-1214-00000	Operational-Salaries Expense	\$14,374.50	\$75,040.00	\$14,374.50	\$54,623.10	\$6,042.40	19.15
11000-2100-51100-4025-001752-1211-00000	Operational-Salaries Expense	\$19,352.34	\$71,880.00	\$19,352.34	\$52,527.66	\$0.00	26.92
11000-2100-51100-4025-001752-1214-00000	Operational-Salaries Expense	\$9,474.22	\$35,190.00	\$9,474.22	\$25,715.78	\$0.00	26.92
11000-2100-51300-0000-001752-1216-00000	Operational-Additional Compensation	\$0.00	\$2,500.00	\$0.00	\$0.00	\$2,500.00	0.00
11000-2100-51300-0000-001752-1218-00000	Operational-Additional Compensation	\$200.00	\$0.00	\$200.00	\$0.00	(\$200.00)	0.00
11000-2100-51300-2000-001752-1214-00000	Operational-Additional Compensation	\$3,606.52	\$2,000.00	\$3,606.52	\$0.00	(\$1,606.52)	180.32
11000-2100-52111-0000-001752-0000-00000	Educational Retirement	\$5,946.08	\$20,011.00	\$5,946.08	\$16,982.05	(\$2,917.13)	29.71
11000-2100-52111-2000-001752-0000-00000	Operational-Educational Retirement	\$3,134.24	\$14,519.00	\$3,134.24	\$8,275.45	\$3,109.31	21.58
11000-2100-52111-4025-001752-0000-00000	Operational-Educational Retirement	\$3,957.13	\$16,222.00	\$3,957.13	\$11,819.64	\$445.23	24.39
11000-2100-52112-0000-001752-0000-00000	ERA - Retiree Health	\$784.97	\$2,643.00	\$784.97	\$2,241.97	(\$383.94)	29.69
11000-2100-52112-2000-001752-0000-00000	Operational-ERA - Retiree Health	\$413.77	\$1,917.00	\$413.77	\$1,092.50	\$410.73	21.58
11000-2100-52112-4025-001752-0000-00000	Operational-ERA - Retiree Health	\$522.38	\$2,142.00	\$522.38	\$1,560.36	\$59.26	24.38
11000-2100-52210-0000-001752-0000-00000	FICA Payments	\$2,292.21	\$8,190.00	\$2,292.21	\$6,388.18	(\$490.39)	27.98
11000-2100-52210-2000-001752-0000-00000	Operational-FICA Payments	\$1,136.27	\$5,943.00	\$1,136.27	\$2,930.18	\$1,876.55	19.11
11000-2100-52210-4025-001752-0000-00000	Operational-FICA Payments	\$1,558.52	\$6,639.00	\$1,558.52	\$4,637.09	\$443.39	23.47
11000-2100-52220-0000-001752-0000-00000	Medicare Payments	\$536.10	\$1,918.00	\$536.10	\$1,499.37	(\$117.47)	27.95
11000-2100-52220-2000-001752-0000-00000	Operational-Medicare Payments	\$265.76	\$1,391.00	\$265.76	\$685.33	\$439.91	19.10
11000-2100-52220-4025-001752-0000-00000	Operational-Medicare Payments	\$364.49	\$1,554.00	\$364.49	\$1,083.76	\$105.75	23.45
11000-2100-52311-0000-001752-0000-00000	Health and Medical Premiums	\$3,615.62	\$14,650.00	\$3,615.62	\$11,597.81	(\$563.43)	24.68
11000-2100-52311-2000-001752-0000-00000	Operational-Health and Medical Premiums	\$3,357.26	\$9,895.00	\$3,357.26	\$10,476.03	(\$3,938.29)	33.92
11000-2100-52311-4025-001752-0000-00000	Operational-Health and Medical Premiums	\$1,415.82	\$6,202.00	\$1,415.82	\$4,791.46	(\$5.28)	22.82
11000-2100-52312-0000-001752-0000-00000	Life	\$36.63	\$129.00	\$36.63	\$138.82	(\$46.45)	28.39
11000-2100-52312-2000-001752-0000-00000	Operational-Life	\$19.99	\$72.00	\$19.99	\$49.97	\$2.04	27.76
11000-2100-52312-4025-001752-0000-00000	Operational-Life	\$23.68	\$91.00	\$23.68	\$78.41	(\$11.09)	26.02
11000-2100-52313-0000-001752-0000-00000	Dental	\$85.80	\$412.00	\$85.80	\$326.04	\$0.16	20.82
11000-2100-52313-2000-001752-0000-00000	Operational-Dental	\$159.11	\$387.00	\$159.11	\$487.54	(\$259.65)	41.11
11000-2100-52313-4025-001752-0000-00000	Operational-Dental	\$77.23	\$330.00	\$77.23	\$255.72	(\$2.95)	23.40
11000-2100-52314-0000-001752-0000-00000	Vision	\$18.80	\$92.00	\$18.80	\$71.44	\$1.76	20.43
11000-2100-52314-2000-001752-0000-00000	Operational-Vision	\$25.44	\$128.00	\$25.44	\$80.56	\$22.00	19.87
11000-2100-52314-4025-001752-0000-00000	Operational-Vision	\$18.06	\$74.00	\$18.06	\$56.06	(\$0.12)	24.40
11000-2100-52315-0000-001752-0000-00000	Disability	\$68.93	\$272.00	\$68.93	\$231.07	(\$28.00)	25.34



11000-2100-52315-2000-001752-0000-00000	Operational-Disability	\$39.30	\$360.00	\$39.30	\$124.45	\$196.25	10.91
11000-2100-52315-4025-001752-0000-00000	Operational-Disability	\$16.00	\$65.00	\$16.00	\$48.07	\$0.93	24.61
11000-2100-52500-0000-001752-0000-00000	Unemployment Compensation	\$36.99	\$203.00	\$36.99	\$220.06	(\$54.05)	18.22
11000-2100-52500-2000-001752-0000-00000	Operational-Unemployment Compensation	\$59.35	\$113.00	\$59.35	\$85.14	(\$31.49)	52.52
11000-2100-52500-4025-001752-0000-00000	Operational-Unemployment Compensation	\$0.00	\$144.00	\$0.00	\$135.76	\$8.24	0.00
11000-2100-52710-0000-001752-0000-00000	Workers Compensation Premium	\$2,308.00	\$2,308.00	\$2,308.00	\$0.00	\$0.00	100.00
11000-2100-52710-2000-001752-0000-00000	Operational-Workers Compensation Premium	\$1,671.00	\$1,671.00	\$1,671.00	\$0.00	\$0.00	100.00
11000-2100-52710-4025-001752-0000-00000	Operational-Workers Compensation Premium	\$1,907.00	\$1,907.00	\$1,907.00	\$0.00	\$0.00	100.00
11000-2100-52720-0000-001752-0000-00000	Workers Compensation Employer's Fee	\$5.36	\$23.00	\$5.36	\$20.64	(\$3.00)	23.30
11000-2100-52720-2000-001752-0000-00000	Operational-Workers Compensation Employer's Fee	\$2.54	\$13.00	\$2.54	\$7.41	\$3.05	19.53
11000-2100-52720-4025-001752-0000-00000	Operational-Workers Compensation Employer's Fee	\$3.46	\$16.00	\$3.46	\$11.56	\$0.98	21.62
11000-2100-53211-2000-001752-0000-00000	Diagnosticians - Contracted	\$1,823.91	\$4,000.00	\$1,823.91	\$2,176.09	\$0.00	45.59
11000-2100-53212-2000-001752-0000-00000	Speech Therapists - Contracted	\$0.00	\$5,000.00	\$0.00	\$0.00	\$5,000.00	0.00
11000-2100-53215-2000-001752-0000-00000	Operational-Psychologists/Counselors - Contracted	\$0.00	\$1,500.00	\$0.00	\$1,500.00	\$0.00	0.00
11000-2100-53330-0000-001752-0000-00000	Operational-Professional Development	\$123.45	\$0.00	\$123.45	\$0.00	(\$123.45)	0.00
11000-2100-53414-2000-001752-0000-00000	Operational-Other Services	\$3,955.40	\$23,734.00	\$3,955.40	\$18,333.30	\$1,445.30	16.66
11000-2100-55813-0000-001752-0000-00000	Employee Travel - Non-Teachers	\$0.00	\$500.00	\$0.00	\$0.00	\$500.00	0.00
11000-2100-55915-0000-001752-0000-00000	Operational-Other Contract Services	\$1,883.94	\$6,417.00	\$1,883.94	\$4,491.41	\$41.65	29.35
11000-2100-56113-0000-001752-0000-00000	Operational-Software	\$7,286.90	\$7,100.00	\$7,286.90	\$112.00	(\$298.90)	102.63
11000-2100-56113-2000-001752-0000-00000	Operational-Software	\$3,001.00	\$5,000.00	\$3,001.00	\$1,449.00	\$550.00	60.02
11000-2100-56118-0000-001752-0000-00000	General Supplies and Materials	\$1,494.84	\$3,500.00	\$1,494.84	\$1,400.50	\$604.66	42.70
<b>Subtotal of Element: Expenditure</b>		<b>\$141,708.27</b>	<b>\$495,583.00</b>	<b>\$141,708.27</b>	<b>\$362,911.94</b>	<b>(\$9,037.21)</b>	<b>28.59</b>
<b>Subtotal of Element: [Function] 2100 - Support Services-Students</b>		<b>\$141,708.27</b>	<b>\$495,583.00</b>	<b>\$141,708.27</b>	<b>\$362,911.94</b>	<b>(\$9,037.21)</b>	<b>28.59</b>
11000-2200-51100-0000-001752-1211-00000	Operational-Salaries Expense	\$21,883.33	\$81,281.00	\$21,883.33	\$59,397.67	\$0.00	26.92
11000-2200-52111-0000-001752-0000-00000	Educational Retirement	\$3,315.34	\$12,314.00	\$3,315.34	\$8,998.81	(\$0.15)	26.92
11000-2200-52112-0000-001752-0000-00000	ERA - Retiree Health	\$437.64	\$1,625.00	\$437.64	\$1,188.08	(\$0.72)	26.93
11000-2200-52210-0000-001752-0000-00000	FICA Payments	\$1,256.14	\$4,620.00	\$1,256.14	\$3,358.03	\$5.83	27.18
11000-2200-52220-0000-001752-0000-00000	Medicare Payments	\$293.77	\$1,080.00	\$293.77	\$785.26	\$0.97	27.20
11000-2200-52311-0000-001752-0000-00000	Health and Medical Premiums	\$2,434.16	\$10,142.00	\$2,434.16	\$7,856.52	(\$148.68)	24.00
11000-2200-52312-0000-001752-0000-00000	Life	\$15.78	\$68.00	\$15.78	\$49.97	\$2.25	23.20
11000-2200-52315-0000-001752-0000-00000	Disability	\$45.66	\$197.00	\$45.66	\$144.59	\$6.75	23.17
11000-2200-52500-0000-001752-0000-00000	Unemployment Compensation	\$0.00	\$85.00	\$0.00	\$85.14	(\$0.14)	0.00
11000-2200-52710-0000-001752-0000-00000	Workers Compensation Premium	\$2,117.00	\$2,117.00	\$2,117.00	\$0.00	\$0.00	100.00
11000-2200-52720-0000-001752-0000-00000	Workers Compensation Employer's Fee	\$2.31	\$16.00	\$2.31	\$7.43	\$6.26	14.43
<b>Subtotal of Element: Expenditure</b>		<b>\$31,801.13</b>	<b>\$113,545.00</b>	<b>\$31,801.13</b>	<b>\$81,871.50</b>	<b>(\$127.63)</b>	<b>28.01</b>
<b>Subtotal of Element: [Function] 2200 - Support Services-Instruction</b>		<b>\$31,801.13</b>	<b>\$113,545.00</b>	<b>\$31,801.13</b>	<b>\$81,871.50</b>	<b>(\$127.63)</b>	<b>28.01</b>
11000-2300-51100-0000-001752-1111-00000	Operational-Salaries Expense	\$31,946.16	\$102,312.00	\$31,946.16	\$71,878.84	(\$1,513.00)	31.22
11000-2300-52111-0000-001752-0000-00000	Operational-Educational Retirement	\$4,839.84	\$15,501.00	\$4,839.84	\$10,889.64	(\$228.48)	31.22
11000-2300-52112-0000-001752-0000-00000	Operational-ERA - Retiree Health	\$638.96	\$2,047.00	\$638.96	\$1,437.66	(\$29.62)	31.21
11000-2300-52210-0000-001752-0000-00000	Operational-FICA Payments	\$1,816.37	\$6,344.00	\$1,816.37	\$4,024.08	\$503.55	28.63
11000-2300-52220-0000-001752-0000-00000	Operational-Medicare Payments	\$424.78	\$1,484.00	\$424.78	\$941.04	\$118.18	28.62
11000-2300-52311-0000-001752-0000-00000	Operational-Health and Medical Premiums	\$3,245.81	\$13,233.00	\$3,245.81	\$9,924.66	\$62.53	24.52

11000-2300-52312-0000-001752-0000-00000	Operational-Life	\$15.78	\$63.00	\$15.78	\$47.34	(\$0.12)	25.04
11000-2300-52313-0000-001752-0000-00000	Operational-Dental	\$153.96	\$616.00	\$153.96	\$461.88	\$0.16	24.99
11000-2300-52314-0000-001752-0000-00000	Operational-Vision	\$25.47	\$102.00	\$25.47	\$76.52	\$0.01	24.97
11000-2300-52315-0000-001752-0000-00000	Operational-Disability	\$51.30	\$206.00	\$51.30	\$153.90	\$0.80	24.90
11000-2300-52500-0000-001752-0000-00000	Operational-Unemployment Compensation	\$0.00	\$90.00	\$0.00	\$85.14	\$4.86	0.00
11000-2300-52710-0000-001752-0000-00000	Operational-Workers Compensation Premium	\$1,822.00	\$1,822.00	\$1,822.00	\$0.00	\$0.00	100.00
11000-2300-52720-0000-001752-0000-00000	Operational-Workers Compensation Employer's Fee	\$2.31	\$10.00	\$2.31	\$7.04	\$0.65	23.10
11000-2300-53330-0000-001752-0000-00000	Operational-Professional Development	\$75.00	\$0.00	\$75.00	\$0.00	(\$75.00)	0.00
11000-2300-53411-0000-001752-0000-00000	Auditing	\$13,214.69	\$17,500.00	\$13,214.69	\$4,285.31	\$0.00	75.51
11000-2300-53413-0000-001752-0000-00000	Legal	\$9,708.75	\$32,364.00	\$9,708.75	\$22,655.25	\$0.00	29.99
11000-2300-53414-0000-001752-0000-00000	Operational-Other Services	\$0.00	\$11,660.00	\$0.00	\$11,660.00	\$0.00	0.00
11000-2300-55400-0000-001752-0000-00000	Operational-Advertising	\$11,250.90	\$20,000.00	\$11,250.90	\$11,462.04	(\$2,712.94)	56.25
11000-2300-55812-0000-001752-0000-00000	Board Training	\$0.00	\$1,000.00	\$0.00	\$0.00	\$1,000.00	0.00
11000-2300-56118-0000-001752-0000-00000	Operational-General Supplies and Materials	\$138.93	\$1,000.00	\$138.93	\$11.07	\$850.00	13.89
<b>Subtotal of Element: Expenditure</b>		<b>\$79,371.01</b>	<b>\$227,354.00</b>	<b>\$79,371.01</b>	<b>\$150,001.41</b>	<b>(\$2,018.42)</b>	<b>34.91</b>
<b>Subtotal of Element: [Function] 2300 - Support Services-General Administration</b>		<b>\$79,371.01</b>	<b>\$227,354.00</b>	<b>\$79,371.01</b>	<b>\$150,001.41</b>	<b>(\$2,018.42)</b>	<b>34.91</b>
11000-2400-51100-0000-001752-1217-00000	Salaries Expense: Secretarial/Clerical/Technical Assistants	\$2,025.52	\$20,987.00	\$2,025.52	\$4,557.48	\$14,404.00	9.65
11000-2400-51300-0000-001752-1217-00000	Operational-Additional Compensation	\$200.00	\$1,500.00	\$200.00	\$0.00	\$1,300.00	13.33
11000-2400-52111-0000-001752-0000-00000	Educational Retirement	\$306.88	\$3,408.00	\$306.88	\$690.41	\$2,410.71	9.00
11000-2400-52112-0000-001752-0000-00000	ERA - Retiree Health	\$40.48	\$450.00	\$40.48	\$91.07	\$318.45	8.99
11000-2400-52210-0000-001752-0000-00000	FICA Payments	\$138.00	\$1,395.00	\$138.00	\$282.57	\$974.43	9.89
11000-2400-52220-0000-001752-0000-00000	Medicare Payments	\$32.26	\$327.00	\$32.26	\$66.05	\$228.69	9.86
11000-2400-52312-0000-001752-0000-00000	Life	\$2.82	\$43.00	\$2.82	\$8.46	\$31.72	6.55
11000-2400-52500-0000-001752-0000-00000	Unemployment Compensation	\$4.49	\$68.00	\$4.49	\$12.10	\$51.41	6.60
11000-2400-52710-0000-001752-0000-00000	Workers Compensation Premium	\$374.00	\$374.00	\$374.00	\$0.00	\$0.00	100.00
11000-2400-52720-0000-001752-0000-00000	Workers Compensation Employer's Fee	\$0.42	\$8.00	\$0.42	\$1.26	\$6.32	5.25
11000-2400-53711-0000-001752-0000-00000	Operational-Other Charges	\$0.00	\$500.00	\$0.00	\$0.00	\$500.00	0.00
11000-2400-54610-0000-001752-0000-00000	Operational-Rental - Land and Buildings	\$0.00	\$3,500.00	\$0.00	\$0.00	\$3,500.00	0.00
11000-2400-55813-0000-001752-0000-00000	Operational-Employee Travel - Non-Teachers	\$0.00	\$500.00	\$0.00	\$250.00	\$250.00	0.00
11000-2400-55915-0000-001752-0000-00000	Operational-Other Contract Services	\$0.00	\$4,000.00	\$0.00	\$1,921.32	\$2,078.68	0.00
11000-2400-56118-0000-001752-0000-00000	General Supplies and Materials	\$526.15	\$3,250.00	\$526.15	\$35.65	\$2,688.20	16.18
<b>Subtotal of Element: Expenditure</b>		<b>\$3,651.02</b>	<b>\$40,310.00</b>	<b>\$3,651.02</b>	<b>\$7,916.37</b>	<b>\$28,742.61</b>	<b>9.06</b>
<b>Subtotal of Element: [Function] 2400 - Support Services-School Administration</b>		<b>\$3,651.02</b>	<b>\$40,310.00</b>	<b>\$3,651.02</b>	<b>\$7,916.37</b>	<b>\$28,742.61</b>	<b>9.06</b>
11000-2500-53330-0000-001752-0000-00000	Operational-Professional Development	\$0.00	\$600.00	\$0.00	\$0.00	\$600.00	0.00
11000-2500-53414-0000-001752-0000-00000	Operational-Other Services	\$37,179.88	\$164,147.00	\$37,179.88	\$126,867.12	\$100.00	22.65
11000-2500-53711-0000-001752-0000-00000	Other Charges	\$709.73	\$1,160.00	\$709.73	\$0.00	\$450.27	61.18
11000-2500-54311-0000-001752-0000-00000	Operational-Maintenance & Repair Furniture/Fixtures/Equipment	\$0.00	\$5,000.00	\$0.00	\$5,000.00	\$0.00	0.00
11000-2500-54630-0000-001752-0000-00000	Operational-Rentals - Computers and Related Equipment	\$290.89	\$950.00	\$290.89	\$400.00	\$259.11	30.62
11000-2500-55400-0000-001752-0000-00000	Operational-Advertising	\$0.00	\$1,500.00	\$0.00	\$75.00	\$1,425.00	0.00
11000-2500-56113-0000-001752-0000-00000	Operational-Software	\$17,773.29	\$17,616.00	\$17,773.29	\$76.78	(\$234.07)	100.89
11000-2500-56118-0000-001752-0000-00000	General Supplies and Materials	\$63.65	\$2,453.00	\$63.65	\$388.00	\$2,001.35	2.59



11000-2500-57331-0000-001752-0000-00000	Operational-Fixed Assets (More Than \$5,000)	\$0.00	\$475,795.00	\$0.00	\$0.00	\$475,795.00	0.00
11000-2500-57332-0000-001752-0000-00000	Operational-Supply Assets (\$5,000 or Less)	\$845.75	\$846.00	\$845.75	\$0.00	\$0.25	99.97
<b>Subtotal of Element: Expenditure</b>		<b>\$56,863.19</b>	<b>\$670,067.00</b>	<b>\$56,863.19</b>	<b>\$132,806.90</b>	<b>\$480,396.91</b>	<b>8.49</b>
<b>Subtotal of Element: [Function] 2500 - Central Services</b>		<b>\$56,863.19</b>	<b>\$670,067.00</b>	<b>\$56,863.19</b>	<b>\$132,806.90</b>	<b>\$480,396.91</b>	<b>8.49</b>
11000-2600-53711-0000-001752-0000-00000	Operational-Other Charges	\$120.00	\$25.00	\$120.00	\$25.00	(\$120.00)	480.00
11000-2600-54312-0000-001752-0000-00000	Operational-Maintenance & Repair - Buildings And Grounds	\$1,186.66	\$5,250.00	\$1,186.66	\$4,063.34	\$0.00	22.60
11000-2600-54313-0000-001752-0000-00000	Operational-Maintenance & Repair - Vehicles	\$0.00	\$2,500.00	\$0.00	\$0.00	\$2,500.00	0.00
11000-2600-54411-0000-001752-0000-00000	Electricity	\$7,892.02	\$22,000.00	\$7,892.02	\$14,107.98	\$0.00	35.87
11000-2600-54412-0000-001752-0000-00000	Natural Gas (Buildings)	\$138.19	\$2,500.00	\$138.19	\$2,361.81	\$0.00	5.52
11000-2600-54415-0000-001752-0000-00000	Water/Sewage	\$1,661.01	\$5,000.00	\$1,661.01	\$3,338.99	\$0.00	33.22
11000-2600-54416-0000-001752-0000-00000	Communication Services	\$3,422.83	\$12,438.00	\$3,422.83	\$9,122.09	(\$106.92)	27.51
11000-2600-54610-0000-001752-0000-00000	Rental - Land and Buildings	\$97,356.00	\$233,823.00	\$97,356.00	\$136,464.00	\$3.00	41.63
11000-2600-55200-0000-001752-0000-00000	Property/Liability Insurance	\$15,787.00	\$15,787.00	\$15,787.00	\$0.00	\$0.00	100.00
11000-2600-55915-0000-001752-0000-00000	Other Contract Services	\$6,250.31	\$34,536.00	\$6,250.31	\$16,435.61	\$11,850.08	18.09
11000-2600-56118-0000-001752-0000-00000	General Supplies and Materials	\$717.26	\$20,000.00	\$717.26	\$19,330.72	(\$47.98)	3.58
11000-2600-56211-0000-001752-0000-00000	Operational-Gasoline	\$0.00	\$1,200.00	\$0.00	\$0.00	\$1,200.00	0.00
11000-2600-57332-0000-001752-0000-00000	Operational-Supply Assets (\$5,000 or Less)	\$0.00	\$1,600.00	\$0.00	\$0.00	\$1,600.00	0.00
<b>Subtotal of Element: Expenditure</b>		<b>\$134,531.28</b>	<b>\$356,659.00</b>	<b>\$134,531.28</b>	<b>\$205,249.54</b>	<b>\$16,878.18</b>	<b>37.72</b>
<b>Subtotal of Element: [Function] 2600 - Operation &amp; Maintenance of Plant</b>		<b>\$134,531.28</b>	<b>\$356,659.00</b>	<b>\$134,531.28</b>	<b>\$205,249.54</b>	<b>\$16,878.18</b>	<b>37.72</b>
11000-2700-56215-0000-001752-0000-00000	Tires	\$0.00	\$1,000.00	\$0.00	\$0.00	\$1,000.00	0.00
11000-2700-56216-0000-001752-0000-00000	Maintenance Supplies/ Parts	\$0.00	\$500.00	\$0.00	\$0.00	\$500.00	0.00
<b>Subtotal of Element: Expenditure</b>		<b>\$0.00</b>	<b>\$1,500.00</b>	<b>\$0.00</b>	<b>\$0.00</b>	<b>\$1,500.00</b>	<b>0.00</b>
<b>Subtotal of Element: [Function] 2700 - Student Transportation</b>		<b>\$0.00</b>	<b>\$1,500.00</b>	<b>\$0.00</b>	<b>\$0.00</b>	<b>\$1,500.00</b>	<b>0.00</b>
11000-3100-53330-0000-001752-0000-00000	Operational-Professional Development	\$0.00	\$200.00	\$0.00	\$200.00	\$0.00	0.00
11000-3100-56116-0000-001752-0000-00000	Operational-Food	\$0.00	\$500.00	\$0.00	\$0.00	\$500.00	0.00
<b>Subtotal of Element: Expenditure</b>		<b>\$0.00</b>	<b>\$700.00</b>	<b>\$0.00</b>	<b>\$200.00</b>	<b>\$500.00</b>	<b>0.00</b>
<b>Subtotal of Element: [Function] 3100 - Food Services Operations</b>		<b>\$0.00</b>	<b>\$700.00</b>	<b>\$0.00</b>	<b>\$200.00</b>	<b>\$500.00</b>	<b>0.00</b>
11000-4000-57200-0000-001752-0000-00000	Operational-Buildings Purchase	\$0.00	\$1,000,000.00	\$0.00	\$0.00	\$1,000,000.00	0.00
<b>Subtotal of Element: Expenditure</b>		<b>\$0.00</b>	<b>\$1,000,000.00</b>	<b>\$0.00</b>	<b>\$0.00</b>	<b>\$1,000,000.00</b>	<b>0.00</b>
<b>Subtotal of Element: [Function] 4000 - Capital Outlay</b>		<b>\$0.00</b>	<b>\$1,000,000.00</b>	<b>\$0.00</b>	<b>\$0.00</b>	<b>\$1,000,000.00</b>	<b>0.00</b>
<b>Subtotal of Element: [Fund] 11000 - Operational</b>		<b>\$655,494.24</b>	<b>\$4,381,908.00</b>	<b>\$655,494.24</b>	<b>\$1,471,965.77</b>	<b>\$2,254,447.99</b>	<b>14.96</b>
14000-1000-56111-1010-001752-0000-00000	Instructional Materials-Instructional Materials Cash - 50% Textbooks	\$1,478.36	\$11,000.00	\$1,478.36	\$9,980.19	(\$458.55)	13.43
<b>Subtotal of Element: Expenditure</b>		<b>\$1,478.36</b>	<b>\$11,000.00</b>	<b>\$1,478.36</b>	<b>\$9,980.19</b>	<b>(\$458.55)</b>	<b>13.44</b>
<b>Subtotal of Element: [Function] 1000 - Instruction</b>		<b>\$1,478.36</b>	<b>\$11,000.00</b>	<b>\$1,478.36</b>	<b>\$9,980.19</b>	<b>(\$458.55)</b>	<b>13.44</b>
<b>Subtotal of Element: [Fund] 14000 - Instructional Materials</b>		<b>\$1,478.36</b>	<b>\$11,000.00</b>	<b>\$1,478.36</b>	<b>\$9,980.19</b>	<b>(\$458.55)</b>	<b>13.44</b>
23000-1000-56118-9000-001752-0000-00000	Non-Instructional Support-General Supplies and Materials	\$0.00	\$2,443.00	\$0.00	\$0.00	\$2,443.00	0.00
<b>Subtotal of Element: Expenditure</b>		<b>\$0.00</b>	<b>\$2,443.00</b>	<b>\$0.00</b>	<b>\$0.00</b>	<b>\$2,443.00</b>	<b>0.00</b>

<b>Subtotal of Element: [Function] 1000 - Instruction</b>		<b>\$0.00</b>	<b>\$2,443.00</b>	<b>\$0.00</b>	<b>\$0.00</b>	<b>\$2,443.00</b>	<b>0.00</b>
<b>Subtotal of Element: [Fund] 23000 - Non-Instructional Support</b>		<b>\$0.00</b>	<b>\$2,443.00</b>	<b>\$0.00</b>	<b>\$0.00</b>	<b>\$2,443.00</b>	<b>0.00</b>
24101-1000-51100-1010-001752-1411-00000	Title I - IASA-Salaries Expense	\$4,455.50	\$16,549.00	\$4,455.50	\$12,093.50	\$0.00	26.92
24101-1000-52111-0000-001752-0000-00000	Title I - IASA-Educational Retirement	\$0.00	\$2,508.00	\$0.00	\$0.00	\$2,508.00	0.00
24101-1000-52111-1010-001752-0000-00000	Title I - IASA-Educational Retirement	\$675.01	\$0.00	\$675.01	\$1,832.32	(\$2,507.33)	0.00
24101-1000-52112-0000-001752-0000-00000	Title I - IASA-ERA - Retiree Health	\$0.00	\$331.00	\$0.00	\$0.00	\$331.00	0.00
24101-1000-52112-1010-001752-0000-00000	Title I - IASA-ERA - Retiree Health	\$89.11	\$0.00	\$89.11	\$241.86	(\$330.97)	0.00
24101-1000-52210-0000-001752-0000-00000	Title I - IASA-FICA Payments	\$0.00	\$1,027.00	\$0.00	\$0.00	\$1,027.00	0.00
24101-1000-52210-1010-001752-0000-00000	Title I - IASA-FICA Payments	\$266.42	\$0.00	\$266.42	\$713.88	(\$980.30)	0.00
24101-1000-52220-0000-001752-0000-00000	Title I - IASA-Medicare Payments	\$0.00	\$240.00	\$0.00	\$0.00	\$240.00	0.00
24101-1000-52220-1010-001752-0000-00000	Title I - IASA-Medicare Payments	\$62.33	\$0.00	\$62.33	\$167.95	(\$230.28)	0.00
24101-1000-52311-0000-001752-0000-00000	Title I - IASA-Health and Medical Premiums	\$0.00	\$1,374.00	\$0.00	\$0.00	\$1,374.00	0.00
24101-1000-52311-1010-001752-0000-00000	Title I - IASA-Health and Medical Premiums	\$226.78	\$0.00	\$226.78	\$726.56	(\$953.34)	0.00
24101-1000-52312-0000-001752-0000-00000	Title I - IASA-Life	\$0.00	\$19.00	\$0.00	\$0.00	\$19.00	0.00
24101-1000-52312-1010-001752-0000-00000	Title I - IASA-Life	\$3.48	\$0.00	\$3.48	\$11.02	(\$14.50)	0.00
24101-1000-52313-0000-001752-0000-00000	Title I - IASA-Dental	\$0.00	\$68.00	\$0.00	\$0.00	\$68.00	0.00
24101-1000-52313-1010-001752-0000-00000	Title I - IASA-Dental	\$11.34	\$0.00	\$11.34	\$35.91	(\$47.25)	0.00
24101-1000-52314-0000-001752-0000-00000	Title I - IASA-Vision	\$0.00	\$15.00	\$0.00	\$0.00	\$15.00	0.00
24101-1000-52314-1010-001752-0000-00000	Title I - IASA-Vision	\$2.52	\$0.00	\$2.52	\$7.98	(\$10.50)	0.00
24101-1000-52500-0000-001752-0000-00000	Title I - IASA-Unemployment Compensation	\$0.00	\$30.00	\$0.00	\$0.00	\$30.00	0.00
24101-1000-52500-1010-001752-0000-00000	Title I - IASA-Unemployment Compensation	\$0.00	\$0.00	\$0.00	\$18.77	(\$18.77)	0.00
24101-1000-52710-0000-001752-0000-00000	Title I - IASA-Workers Compensation Premium	\$52.00	\$52.00	\$52.00	\$0.00	\$0.00	100.00
24101-1000-52720-0000-001752-0000-00000	Title I - IASA-Workers Compensation Employer's Fee	\$0.00	\$4.00	\$0.00	\$0.00	\$4.00	0.00
24101-1000-52720-1010-001752-0000-00000	Title I - IASA-Workers Compensation Employer's Fee	\$0.51	\$0.00	\$0.51	\$1.71	(\$2.22)	0.00
<b>Subtotal of Element: Expenditure</b>		<b>\$5,845.00</b>	<b>\$22,217.00</b>	<b>\$5,845.00</b>	<b>\$15,851.46</b>	<b>\$520.54</b>	<b>26.31</b>
<b>Subtotal of Element: [Function] 1000 - Instruction</b>		<b>\$5,845.00</b>	<b>\$22,217.00</b>	<b>\$5,845.00</b>	<b>\$15,851.46</b>	<b>\$520.54</b>	<b>26.31</b>
24101-2100-51100-0000-001752-1214-00000	Title I - IASA-Salaries Expense	\$6,316.17	\$23,460.00	\$6,316.17	\$17,143.83	\$0.00	26.92
24101-2100-52111-0000-001752-0000-00000	Title I - IASA-Educational Retirement	\$956.90	\$3,555.00	\$956.90	\$2,574.52	\$23.58	26.91
24101-2100-52112-0000-001752-0000-00000	Title I - IASA-ERA - Retiree Health	\$126.35	\$470.00	\$126.35	\$339.89	\$3.76	26.88
24101-2100-52210-0000-001752-0000-00000	Title I - IASA-FICA Payments	\$372.44	\$1,455.00	\$372.44	\$999.18	\$83.38	25.59
24101-2100-52220-0000-001752-0000-00000	Title I - IASA-Medicare Payments	\$87.10	\$341.00	\$87.10	\$233.32	\$20.58	25.54
24101-2100-52311-0000-001752-0000-00000	Title I - IASA-Health and Medical Premiums	\$463.68	\$1,891.00	\$463.68	\$1,417.86	\$9.46	24.52
24101-2100-52312-0000-001752-0000-00000	Title I - IASA-Life	\$6.30	\$23.00	\$6.30	\$18.90	(\$2.20)	27.39
24101-2100-52313-0000-001752-0000-00000	Title I - IASA-Dental	\$20.58	\$83.00	\$20.58	\$61.74	\$0.68	24.79
24101-2100-52314-0000-001752-0000-00000	Title I - IASA-Vision	\$4.50	\$19.00	\$4.50	\$13.50	\$1.00	23.68
24101-2100-52315-0000-001752-0000-00000	Title I - IASA-Disability	\$10.68	\$43.00	\$10.68	\$32.04	\$0.28	24.83
24101-2100-52500-0000-001752-0000-00000	Title I - IASA-Unemployment Compensation	\$0.00	\$0.00	\$0.00	\$33.74	(\$33.74)	0.00
24101-2100-52710-0000-001752-0000-00000	Title I - IASA-Workers Compensation Premium	\$623.00	\$623.00	\$623.00	\$0.00	\$0.00	100.00
24101-2100-52720-0000-001752-0000-00000	Title I - IASA-Workers Compensation Employer's Fee	\$0.93	\$4.00	\$0.93	\$2.88	\$0.19	23.25
24101-2100-53711-0000-001752-0000-00000	Title I - IASA-Other Charges	\$0.00	\$100.00	\$0.00	\$0.00	\$100.00	0.00
24101-2100-56113-0000-001752-0000-00000	Title I - IASA-Software	\$0.00	\$80.00	\$0.00	\$80.00	\$0.00	0.00

24101-2100-56118-0000-001752-0000-00000	0	\$0.00	\$1,169.00	\$0.00	\$0.00	\$1,169.00	0.00
<b>Subtotal of Element: Expenditure</b>		<b>\$8,988.63</b>	<b>\$33,316.00</b>	<b>\$8,988.63</b>	<b>\$22,951.40</b>	<b>\$1,375.97</b>	<b>26.98</b>
<b>Subtotal of Element: [Function] 2100 - Support Services-Students</b>		<b>\$8,988.63</b>	<b>\$33,316.00</b>	<b>\$8,988.63</b>	<b>\$22,951.40</b>	<b>\$1,375.97</b>	<b>26.98</b>
<b>Subtotal of Element: [Fund] 24101 - Title I - IASA</b>		<b>\$14,833.63</b>	<b>\$55,533.00</b>	<b>\$14,833.63</b>	<b>\$38,802.86</b>	<b>\$1,896.51</b>	<b>26.71</b>
24106-1000-51100-2000-001752-1412-00000	Salaries Expense: Teachers- Special Education	\$8,284.50	\$30,771.00	\$8,284.50	\$22,486.50	\$0.00	26.92
24106-1000-52111-0000-001752-0000-00000	Educational Retirement	\$0.00	\$4,662.00	\$0.00	\$0.00	\$4,662.00	0.00
24106-1000-52111-2000-001752-0000-00000	Entitlement IDEA-B-Educational Retirement	\$1,255.10	\$0.00	\$1,255.10	\$3,406.63	(\$4,661.73)	0.00
24106-1000-52112-0000-001752-0000-00000	ERA - Retiree Health	\$0.00	\$616.00	\$0.00	\$0.00	\$616.00	0.00
24106-1000-52112-2000-001752-0000-00000	Entitlement IDEA-B-ERA - Retiree Health	\$165.69	\$0.00	\$165.69	\$449.72	(\$615.41)	0.00
24106-1000-52210-0000-001752-0000-00000	FICA Payments	\$0.00	\$1,908.00	\$0.00	\$0.00	\$1,908.00	0.00
24106-1000-52210-2000-001752-0000-00000	Entitlement IDEA-B-FICA Payments	\$487.89	\$0.00	\$487.89	\$0.00	(\$487.89)	0.00
24106-1000-52220-0000-001752-0000-00000	Medicare Payments	\$0.00	\$447.00	\$0.00	\$0.00	\$447.00	0.00
24106-1000-52220-2000-001752-0000-00000	Entitlement IDEA-B-Medicare Payments	\$114.10	\$0.00	\$114.10	\$306.27	(\$420.37)	0.00
24106-1000-52311-0000-001752-0000-00000	Health and Medical Premiums	\$0.00	\$2,724.00	\$0.00	\$0.00	\$2,724.00	0.00
24106-1000-52311-2000-001752-0000-00000	Entitlement IDEA-B-Health and Medical Premiums	\$602.76	\$0.00	\$602.76	\$1,945.42	(\$2,548.18)	0.00
24106-1000-52312-0000-001752-0000-00000	Life	\$0.00	\$30.00	\$0.00	\$0.00	\$30.00	0.00
24106-1000-52312-2000-001752-0000-00000	Entitlement IDEA-B-Life	\$8.22	\$0.00	\$8.22	\$26.03	(\$34.25)	0.00
24106-1000-52313-0000-001752-0000-00000	Dental	\$0.00	\$108.00	\$0.00	\$0.00	\$108.00	0.00
24106-1000-52313-2000-001752-0000-00000	Entitlement IDEA-B-Dental	\$26.76	\$0.00	\$26.76	\$84.74	(\$111.50)	0.00
24106-1000-52314-0000-001752-0000-00000	Vision	\$0.00	\$24.00	\$0.00	\$0.00	\$24.00	0.00
24106-1000-52314-2000-001752-0000-00000	Entitlement IDEA-B-Vision	\$5.88	\$0.00	\$5.88	\$18.62	(\$24.50)	0.00
24106-1000-52500-0000-001752-0000-00000	Unemployment Compensation	\$0.00	\$47.00	\$0.00	\$0.00	\$47.00	0.00
24106-1000-52500-2000-001752-0000-00000	Entitlement IDEA-B-Unemployment Compensation	\$0.00	\$0.00	\$0.00	\$44.21	(\$44.21)	0.00
24106-1000-52710-0000-001752-0000-00000	Workers Compensation Premium	\$169.00	\$169.00	\$169.00	\$0.00	\$0.00	100.00
24106-1000-52720-0000-001752-0000-00000	Workers Compensation Employer's Fee	\$0.00	\$5.00	\$0.00	\$0.00	\$5.00	0.00
24106-1000-52720-2000-001752-0000-00000	Entitlement IDEA-B-Workers Compensation Employer's Fee	\$1.20	\$0.00	\$1.20	\$3.81	(\$5.01)	0.00
<b>Subtotal of Element: Expenditure</b>		<b>\$11,121.10</b>	<b>\$41,511.00</b>	<b>\$11,121.10</b>	<b>\$28,771.95</b>	<b>\$1,617.95</b>	<b>26.79</b>
<b>Subtotal of Element: [Function] 1000 - Instruction</b>		<b>\$11,121.10</b>	<b>\$41,511.00</b>	<b>\$11,121.10</b>	<b>\$28,771.95</b>	<b>\$1,617.95</b>	<b>26.79</b>
24106-2100-56113-2000-001752-0000-00000	Entitlement IDEA-B-Software	\$899.00	\$1,550.00	\$899.00	\$651.00	\$0.00	58.00
<b>Subtotal of Element: Expenditure</b>		<b>\$899.00</b>	<b>\$1,550.00</b>	<b>\$899.00</b>	<b>\$651.00</b>	<b>\$0.00</b>	<b>58.00</b>
<b>Subtotal of Element: [Function] 2100 - Support Services-Students</b>		<b>\$899.00</b>	<b>\$1,550.00</b>	<b>\$899.00</b>	<b>\$651.00</b>	<b>\$0.00</b>	<b>58.00</b>
<b>Subtotal of Element: [Fund] 24106 - Entitlement IDEA-B</b>		<b>\$12,020.10</b>	<b>\$43,061.00</b>	<b>\$12,020.10</b>	<b>\$29,422.95</b>	<b>\$1,617.95</b>	<b>27.91</b>
24146-2600-54416-0000-001752-0000-00000	Charter Schools-Communication Services	\$1,087.20	\$0.00	\$1,087.20	\$1,528.28	(\$2,615.48)	0.00
<b>Subtotal of Element: Expenditure</b>		<b>\$1,087.20</b>	<b>\$0.00</b>	<b>\$1,087.20</b>	<b>\$1,528.28</b>	<b>(\$2,615.48)</b>	<b>0.00</b>
<b>Subtotal of Element: [Function] 2600 - Operation &amp; Maintenance of Plant</b>		<b>\$1,087.20</b>	<b>\$0.00</b>	<b>\$1,087.20</b>	<b>\$1,528.28</b>	<b>(\$2,615.48)</b>	<b>0.00</b>
<b>Subtotal of Element: [Fund] 24146 - Charter Schools</b>		<b>\$1,087.20</b>	<b>\$0.00</b>	<b>\$1,087.20</b>	<b>\$1,528.28</b>	<b>(\$2,615.48)</b>	<b>0.00</b>
24153-1000-56118-1010-001752-0000-00000	English Language Acquisition-General Supplies and Materials	\$0.00	\$1,825.00	\$0.00	\$0.00	\$1,825.00	0.00

<b>Subtotal of Element: Expenditure</b>		<b>\$0.00</b>	<b>\$1,825.00</b>	<b>\$0.00</b>	<b>\$0.00</b>	<b>\$1,825.00</b>	<b>0.00</b>
<b>Subtotal of Element: [Function] 1000 - Instruction</b>		<b>\$0.00</b>	<b>\$1,825.00</b>	<b>\$0.00</b>	<b>\$0.00</b>	<b>\$1,825.00</b>	<b>0.00</b>
<b>Subtotal of Element: [Fund] 24153 - English Language Acquisition</b>		<b>\$0.00</b>	<b>\$1,825.00</b>	<b>\$0.00</b>	<b>\$0.00</b>	<b>\$1,825.00</b>	<b>0.00</b>
24154-1000-51300-1010-001752-1411-00000	Teacher/Principal Training & Recruiting-Additional Compensation	\$1,500.00	\$4,000.00	\$1,500.00	\$0.00	\$2,500.00	37.50
24154-1000-52111-0000-001752-0000-00000	Teacher/Principal Training & Recruiting-Educational Retirement	\$0.00	\$607.00	\$0.00	\$0.00	\$607.00	0.00
24154-1000-52112-0000-001752-0000-00000	Teacher/Principal Training & Recruiting-ERA - Retiree Health	\$0.00	\$80.00	\$0.00	\$0.00	\$80.00	0.00
24154-1000-52210-0000-001752-0000-00000	Teacher/Principal Training & Recruiting-FICA Payments	\$0.00	\$248.00	\$0.00	\$0.00	\$248.00	0.00
24154-1000-52210-1010-001752-0000-00000	Teacher/Principal Training & Recruiting-FICA Payments	\$91.54	\$0.00	\$91.54	\$0.00	(\$91.54)	0.00
24154-1000-52220-0000-001752-0000-00000	Teacher/Principal Training & Recruiting-Medicare Payments	\$0.00	\$59.00	\$0.00	\$0.00	\$59.00	0.00
24154-1000-52220-1010-001752-0000-00000	Teacher/Principal Training & Recruiting-Medicare Payments	\$21.41	\$0.00	\$21.41	\$0.00	(\$21.41)	0.00
24154-1000-53330-1010-001752-0000-00000	Teacher/Principal Training & Recruiting-Professional Development	\$0.00	\$2,922.00	\$0.00	\$2,390.00	\$532.00	0.00
<b>Subtotal of Element: Expenditure</b>		<b>\$1,612.95</b>	<b>\$7,916.00</b>	<b>\$1,612.95</b>	<b>\$2,390.00</b>	<b>\$3,913.05</b>	<b>20.38</b>
<b>Subtotal of Element: [Function] 1000 - Instruction</b>		<b>\$1,612.95</b>	<b>\$7,916.00</b>	<b>\$1,612.95</b>	<b>\$2,390.00</b>	<b>\$3,913.05</b>	<b>20.38</b>
<b>Subtotal of Element: [Fund] 24154 - Teacher/Principal Training &amp; Recruiting</b>		<b>\$1,612.95</b>	<b>\$7,916.00</b>	<b>\$1,612.95</b>	<b>\$2,390.00</b>	<b>\$3,913.05</b>	<b>20.38</b>
24174-1000-53711-1010-001752-0000-00000	Carl D Perkins Secondary - Current-Other Charges	\$0.00	\$1,519.00	\$0.00	\$0.00	\$1,519.00	0.00
24174-1000-55817-1010-001752-0000-00000	Carl D Perkins Secondary - Current-Student Travel	\$0.00	\$280.00	\$0.00	\$0.00	\$280.00	0.00
24174-1000-56118-1010-001752-0000-00000	Carl D Perkins Secondary - Current-General Supplies and Materials	\$0.00	\$1,519.00	\$0.00	\$0.00	\$1,519.00	0.00
<b>Subtotal of Element: Expenditure</b>		<b>\$0.00</b>	<b>\$3,318.00</b>	<b>\$0.00</b>	<b>\$0.00</b>	<b>\$3,318.00</b>	<b>0.00</b>
<b>Subtotal of Element: [Function] 1000 - Instruction</b>		<b>\$0.00</b>	<b>\$3,318.00</b>	<b>\$0.00</b>	<b>\$0.00</b>	<b>\$3,318.00</b>	<b>0.00</b>
24174-2100-51300-0000-001752-1211-00000	Carl D Perkins Secondary - Current-Additional Compensation	\$0.00	\$3,000.00	\$0.00	\$0.00	\$3,000.00	0.00
24174-2100-52111-0000-001752-0000-00000	Carl D Perkins Secondary - Current-Educational Retirement	\$0.00	\$443.00	\$0.00	\$0.00	\$443.00	0.00
24174-2100-52112-0000-001752-0000-00000	Carl D Perkins Secondary - Current-ERA - Retiree Health	\$0.00	\$60.00	\$0.00	\$0.00	\$60.00	0.00
24174-2100-52210-0000-001752-0000-00000	Carl D Perkins Secondary - Current-FICA Payments	\$0.00	\$186.00	\$0.00	\$0.00	\$186.00	0.00
24174-2100-52220-0000-001752-0000-00000	Carl D Perkins Secondary - Current-Medicare Payments	\$0.00	\$44.00	\$0.00	\$0.00	\$44.00	0.00
<b>Subtotal of Element: Expenditure</b>		<b>\$0.00</b>	<b>\$3,733.00</b>	<b>\$0.00</b>	<b>\$0.00</b>	<b>\$3,733.00</b>	<b>0.00</b>
<b>Subtotal of Element: [Function] 2100 - Support Services-Students</b>		<b>\$0.00</b>	<b>\$3,733.00</b>	<b>\$0.00</b>	<b>\$0.00</b>	<b>\$3,733.00</b>	<b>0.00</b>
<b>Subtotal of Element: [Fund] 24174 - Carl D Perkins Secondary - Current</b>		<b>\$0.00</b>	<b>\$7,051.00</b>	<b>\$0.00</b>	<b>\$0.00</b>	<b>\$7,051.00</b>	<b>0.00</b>

24176-1000-51300-1010-001752-1411-00000	Carl D Perkins Secondary - Redistribution-Additional Compensation	\$1,244.75	\$0.00	\$1,244.75	\$0.00	(\$1,244.75)	0.00
24176-1000-53330-1010-001752-0000-00000	Carl D Perkins Secondary - Redistribution-Professional Development	\$900.00	\$3,122.00	\$900.00	\$0.00	\$2,222.00	28.82
24176-1000-57332-1010-001752-0000-00000	Carl D Perkins Secondary - Redistribution-Supply Assets (\$5,000 or Less)	\$13,122.25	\$13,045.00	\$13,122.25	\$0.00	(\$77.25)	100.59
<b>Subtotal of Element: Expenditure</b>		<b>\$15,267.00</b>	<b>\$16,167.00</b>	<b>\$15,267.00</b>	<b>\$0.00</b>	<b>\$900.00</b>	<b>94.43</b>
<b>Subtotal of Element: [Function] 1000 - Instruction</b>		<b>\$15,267.00</b>	<b>\$16,167.00</b>	<b>\$15,267.00</b>	<b>\$0.00</b>	<b>\$900.00</b>	<b>94.43</b>
24176-2100-53330-0000-001752-0000-00000	Carl D Perkins Secondary - Redistribution-Professional Development	\$476.55	\$477.00	\$476.55	\$0.00	\$0.45	99.90
<b>Subtotal of Element: Expenditure</b>		<b>\$476.55</b>	<b>\$477.00</b>	<b>\$476.55</b>	<b>\$0.00</b>	<b>\$0.45</b>	<b>99.91</b>
<b>Subtotal of Element: [Function] 2100 - Support Services-Students</b>		<b>\$476.55</b>	<b>\$477.00</b>	<b>\$476.55</b>	<b>\$0.00</b>	<b>\$0.45</b>	<b>99.91</b>
<b>Subtotal of Element: [Fund] 24176 - Carl D Perkins Secondary - Redistribution</b>		<b>\$15,743.55</b>	<b>\$16,644.00</b>	<b>\$15,743.55</b>	<b>\$0.00</b>	<b>\$900.45</b>	<b>94.59</b>
24191-1000-56118-1010-001752-0000-00000	Title I - HS Redesign-General Supplies and Materials	\$0.00	\$0.00	\$0.00	\$69.75	(\$69.75)	0.00
<b>Subtotal of Element: Expenditure</b>		<b>\$0.00</b>	<b>\$0.00</b>	<b>\$0.00</b>	<b>\$69.75</b>	<b>(\$69.75)</b>	<b>0.00</b>
<b>Subtotal of Element: [Function] 1000 - Instruction</b>		<b>\$0.00</b>	<b>\$0.00</b>	<b>\$0.00</b>	<b>\$69.75</b>	<b>(\$69.75)</b>	<b>0.00</b>
<b>Subtotal of Element: [Fund] 24191 - Title I - HS Redesign</b>		<b>\$0.00</b>	<b>\$0.00</b>	<b>\$0.00</b>	<b>\$69.75</b>	<b>(\$69.75)</b>	<b>0.00</b>
24307-1000-51300-1010-001752-1411-00000	Social Emotional Learning-Additional Compensation	\$420.00	\$0.00	\$420.00	\$0.00	(\$420.00)	0.00
24307-1000-52111-1010-001752-0000-00000	Social Emotional Learning-Educational Retirement	\$63.63	\$0.00	\$63.63	\$57.02	(\$120.65)	0.00
24307-1000-52112-1010-001752-0000-00000	Social Emotional Learning-ERA - Retiree Health	\$8.40	\$0.00	\$8.40	\$7.52	(\$15.92)	0.00
24307-1000-52210-1010-001752-0000-00000	Social Emotional Learning-FICA Payments	\$24.70	\$0.00	\$24.70	\$22.12	(\$46.82)	0.00
24307-1000-52220-1010-001752-0000-00000	Social Emotional Learning-Medicare Payments	\$5.77	\$0.00	\$5.77	\$0.00	(\$5.77)	0.00
24307-1000-52500-1010-001752-0000-00000	Social Emotional Learning-Unemployment Compensation	\$0.00	\$0.00	\$0.00	\$0.77	(\$0.77)	0.00
24307-1000-53330-1010-001752-0000-00000	Social Emotional Learning-Professional Development	\$1,800.00	\$0.00	\$1,800.00	\$1,000.00	(\$2,800.00)	0.00
24307-1000-56113-1010-001752-0000-00000	Social Emotional Learning-Software	\$6,809.25	\$0.00	\$6,809.25	\$0.00	(\$6,809.25)	0.00
<b>Subtotal of Element: Expenditure</b>		<b>\$9,131.75</b>	<b>\$0.00</b>	<b>\$9,131.75</b>	<b>\$1,087.43</b>	<b>(\$10,219.18)</b>	<b>0.00</b>
<b>Subtotal of Element: [Function] 1000 - Instruction</b>		<b>\$9,131.75</b>	<b>\$0.00</b>	<b>\$9,131.75</b>	<b>\$1,087.43</b>	<b>(\$10,219.18)</b>	<b>0.00</b>
24307-2100-56118-0000-001752-0000-00000	Social Emotional Learning-General Supplies and Materials	\$500.11	\$0.00	\$500.11	\$0.00	(\$500.11)	0.00
<b>Subtotal of Element: Expenditure</b>		<b>\$500.11</b>	<b>\$0.00</b>	<b>\$500.11</b>	<b>\$0.00</b>	<b>(\$500.11)</b>	<b>0.00</b>
<b>Subtotal of Element: [Function] 2100 - Support Services-Students</b>		<b>\$500.11</b>	<b>\$0.00</b>	<b>\$500.11</b>	<b>\$0.00</b>	<b>(\$500.11)</b>	<b>0.00</b>
<b>Subtotal of Element: [Fund] 24307 - Social Emotional Learning</b>		<b>\$9,631.86</b>	<b>\$0.00</b>	<b>\$9,631.86</b>	<b>\$1,087.43</b>	<b>(\$10,719.29)</b>	<b>0.00</b>
24308-1000-51100-1010-001752-1411-00000	CRRSA, ESSER II-Salaries Expense	\$0.00	\$37,633.00	\$0.00	\$0.00	\$37,633.00	0.00
24308-1000-52111-0000-001752-0000-00000	CRRSA, ESSER II-Educational Retirement	\$0.00	\$5,702.00	\$0.00	\$0.00	\$5,702.00	0.00
24308-1000-52112-0000-001752-0000-00000	CRRSA, ESSER II-ERA - Retiree Health	\$0.00	\$753.00	\$0.00	\$0.00	\$753.00	0.00
24308-1000-52210-0000-001752-0000-00000	CRRSA, ESSER II-FICA Payments	\$0.00	\$2,334.00	\$0.00	\$0.00	\$2,334.00	0.00
24308-1000-52220-0000-001752-0000-00000	CRRSA, ESSER II-Medicare Payments	\$0.00	\$546.00	\$0.00	\$0.00	\$546.00	0.00

24308-1000-52311-0000-001752-0000-00000	CRRSA, ESSER II-Health and Medical Premiums	\$0.00	\$3,958.00	\$0.00	\$0.00	\$3,958.00	0.00
24308-1000-52312-0000-001752-0000-00000	CRRSA, ESSER II-Life	\$0.00	\$29.00	\$0.00	\$0.00	\$29.00	0.00
24308-1000-52313-0000-001752-0000-00000	CRRSA, ESSER II-Dental	\$0.00	\$155.00	\$0.00	\$0.00	\$155.00	0.00
24308-1000-52314-0000-001752-0000-00000	CRRSA, ESSER II-Vision	\$0.00	\$51.00	\$0.00	\$0.00	\$51.00	0.00
24308-1000-52315-0000-001752-0000-00000	CRRSA, ESSER II-Disability	\$0.00	\$144.00	\$0.00	\$0.00	\$144.00	0.00
24308-1000-52500-0000-001752-0000-00000	CRRSA, ESSER II-Unemployment Compensation	\$0.00	\$45.00	\$0.00	\$0.00	\$45.00	0.00
24308-1000-52710-0000-001752-0000-00000	CRRSA, ESSER II-Workers Compensation Premium	\$68.00	\$68.00	\$68.00	\$0.00	\$0.00	100.00
24308-1000-52720-0000-001752-0000-00000	CRRSA, ESSER II-Workers Compensation Employer's Fee	\$0.00	\$5.00	\$0.00	\$0.00	\$5.00	0.00
24308-1000-56113-1010-001752-0000-00000	CRRSA, ESSER II-Software	\$3,281.35	\$3,281.00	\$3,281.35	\$0.00	(\$0.35)	100.01
<b>Subtotal of Element: Expenditure</b>		<b>\$3,349.35</b>	<b>\$54,704.00</b>	<b>\$3,349.35</b>	<b>\$0.00</b>	<b>\$51,354.65</b>	<b>6.12</b>
<b>Subtotal of Element: [Function] 1000 - Instruction</b>		<b>\$3,349.35</b>	<b>\$54,704.00</b>	<b>\$3,349.35</b>	<b>\$0.00</b>	<b>\$51,354.65</b>	<b>6.12</b>
24308-2100-51100-0000-001752-1218-00000	CRRSA, ESSER II-Salaries Expense	\$24,016.32	\$78,053.00	\$24,016.32	\$54,036.68	\$0.00	30.76
24308-2100-52111-0000-001752-0000-00000	CRRSA, ESSER II-Educational Retirement	\$3,638.48	\$11,826.00	\$3,638.48	\$8,186.57	\$0.95	30.76
24308-2100-52112-0000-001752-0000-00000	CRRSA, ESSER II-ERA - Retiree Health	\$480.32	\$1,562.00	\$480.32	\$1,080.72	\$0.96	30.75
24308-2100-52210-0000-001752-0000-00000	CRRSA, ESSER II-FICA Payments	\$1,326.12	\$4,840.00	\$1,326.12	\$2,917.80	\$596.08	27.39
24308-2100-52220-0000-001752-0000-00000	CRRSA, ESSER II-Medicare Payments	\$310.13	\$1,132.00	\$310.13	\$682.38	\$139.49	27.39
24308-2100-52311-0000-001752-0000-00000	CRRSA, ESSER II-Health and Medical Premiums	\$3,245.81	\$13,233.00	\$3,245.81	\$10,476.03	(\$488.84)	24.52
24308-2100-52312-0000-001752-0000-00000	CRRSA, ESSER II-Life	\$15.78	\$57.00	\$15.78	\$49.97	(\$8.75)	27.68
24308-2100-52313-0000-001752-0000-00000	CRRSA, ESSER II-Dental	\$153.96	\$616.00	\$153.96	\$487.54	(\$25.50)	24.99
24308-2100-52314-0000-001752-0000-00000	CRRSA, ESSER II-Vision	\$25.44	\$102.00	\$25.44	\$80.56	(\$4.00)	24.94
24308-2100-52500-0000-001752-0000-00000	CRRSA, ESSER II-Unemployment Compensation	\$0.00	\$90.00	\$0.00	\$85.14	\$4.86	0.00
24308-2100-52710-0000-001752-0000-00000	CRRSA, ESSER II-Workers Compensation Premium	\$919.00	\$919.00	\$919.00	\$0.00	\$0.00	100.00
24308-2100-52720-0000-001752-0000-00000	CRRSA, ESSER II-Workers Compensation Employer's Fee	\$2.31	\$10.00	\$2.31	\$7.43	\$0.26	23.10
<b>Subtotal of Element: Expenditure</b>		<b>\$34,133.67</b>	<b>\$112,440.00</b>	<b>\$34,133.67</b>	<b>\$78,090.82</b>	<b>\$215.51</b>	<b>30.36</b>
<b>Subtotal of Element: [Function] 2100 - Support Services-Students</b>		<b>\$34,133.67</b>	<b>\$112,440.00</b>	<b>\$34,133.67</b>	<b>\$78,090.82</b>	<b>\$215.51</b>	<b>30.36</b>
24308-2200-51100-0000-001752-1211-00000	CRRSA, ESSER II-Salaries Expense	\$28,141.36	\$83,200.00	\$28,141.36	\$54,000.00	\$1,058.64	33.82
24308-2200-52111-0000-001752-0000-00000	CRRSA, ESSER II-Educational Retirement	\$4,263.42	\$12,605.00	\$4,263.42	\$8,181.00	\$160.58	33.82
24308-2200-52112-0000-001752-0000-00000	CRRSA, ESSER II-ERA - Retiree Health	\$562.83	\$1,664.00	\$562.83	\$1,080.00	\$21.17	33.82
24308-2200-52210-0000-001752-0000-00000	CRRSA, ESSER II-FICA Payments	\$1,694.06	\$5,159.00	\$1,694.06	\$3,239.10	\$225.84	32.83
24308-2200-52220-0000-001752-0000-00000	CRRSA, ESSER II-Medicare Payments	\$396.17	\$1,207.00	\$396.17	\$757.44	\$53.39	32.82
24308-2200-52311-0000-001752-0000-00000	CRRSA, ESSER II-Health and Medical Premiums	\$628.54	\$3,366.00	\$628.54	\$2,664.75	\$72.71	18.67
24308-2200-52312-0000-001752-0000-00000	CRRSA, ESSER II-Life	\$15.78	\$57.00	\$15.78	\$49.97	(\$8.75)	27.68
24308-2200-52313-0000-001752-0000-00000	CRRSA, ESSER II-Dental	\$20.00	\$206.00	\$20.00	\$81.51	\$104.49	9.70
24308-2200-52314-0000-001752-0000-00000	CRRSA, ESSER II-Vision	\$8.78	\$46.00	\$8.78	\$35.72	\$1.50	19.08
24308-2200-52315-0000-001752-0000-00000	CRRSA, ESSER II-Disability	\$27.82	\$183.00	\$27.82	\$142.31	\$12.87	15.20
24308-2200-52500-0000-001752-0000-00000	CRRSA, ESSER II-Unemployment Compensation	\$59.40	\$90.00	\$59.40	\$45.54	(\$14.94)	66.00
24308-2200-52720-0000-001752-0000-00000	CRRSA, ESSER II-Workers Compensation Employer's Fee	\$2.70	\$10.00	\$2.70	\$7.43	(\$0.13)	27.00
<b>Subtotal of Element: Expenditure</b>		<b>\$35,820.86</b>	<b>\$107,793.00</b>	<b>\$35,820.86</b>	<b>\$70,284.77</b>	<b>\$1,687.37</b>	<b>33.23</b>
<b>Subtotal of Element: [Function] 2200 - Support Services-Instruction</b>		<b>\$35,820.86</b>	<b>\$107,793.00</b>	<b>\$35,820.86</b>	<b>\$70,284.77</b>	<b>\$1,687.37</b>	<b>33.23</b>

<b>Subtotal of Element: [Fund] 24308 - CRRSA, ESSER II</b>		<b>\$73,303.88</b>	<b>\$274,937.00</b>	<b>\$73,303.88</b>	<b>\$148,375.59</b>	<b>\$53,257.53</b>	<b>26.66</b>
24312-1000-51300-1010-001752-1411-00000	ESSER CRRSA Retention Stipend-Additional Compensation	\$0.00	\$1,668.00	\$0.00	\$0.00	\$1,668.00	0.00
<b>Subtotal of Element: Expenditure</b>		<b>\$0.00</b>	<b>\$1,668.00</b>	<b>\$0.00</b>	<b>\$0.00</b>	<b>\$1,668.00</b>	<b>0.00</b>
<b>Subtotal of Element: [Function] 1000 - Instruction</b>		<b>\$0.00</b>	<b>\$1,668.00</b>	<b>\$0.00</b>	<b>\$0.00</b>	<b>\$1,668.00</b>	<b>0.00</b>
24312-2100-51300-0000-001752-1218-00000	ESSER CRRSA Retention Stipend-Additional Compensation	\$0.00	\$200.00	\$0.00	\$0.00	\$200.00	0.00
<b>Subtotal of Element: Expenditure</b>		<b>\$0.00</b>	<b>\$200.00</b>	<b>\$0.00</b>	<b>\$0.00</b>	<b>\$200.00</b>	<b>0.00</b>
<b>Subtotal of Element: [Function] 2100 - Support Services-Students</b>		<b>\$0.00</b>	<b>\$200.00</b>	<b>\$0.00</b>	<b>\$0.00</b>	<b>\$200.00</b>	<b>0.00</b>
24312-2400-51300-0000-001752-1217-00000	ESSER CRRSA Retention Stipend-Additional Compensation	\$0.00	\$200.00	\$0.00	\$0.00	\$200.00	0.00
<b>Subtotal of Element: Expenditure</b>		<b>\$0.00</b>	<b>\$200.00</b>	<b>\$0.00</b>	<b>\$0.00</b>	<b>\$200.00</b>	<b>0.00</b>
<b>Subtotal of Element: [Function] 2400 - Support Services-School Administration</b>		<b>\$0.00</b>	<b>\$200.00</b>	<b>\$0.00</b>	<b>\$0.00</b>	<b>\$200.00</b>	<b>0.00</b>
<b>Subtotal of Element: [Fund] 24312 - ESSER CRRSA Retention Stipend</b>		<b>\$0.00</b>	<b>\$2,068.00</b>	<b>\$0.00</b>	<b>\$0.00</b>	<b>\$2,068.00</b>	<b>0.00</b>
24330-1000-53330-1010-001752-0000-00000	CRRSA, ESSER III-Professional Development	\$800.00	\$0.00	\$800.00	\$4,594.00	(\$5,394.00)	0.00
<b>Subtotal of Element: Expenditure</b>		<b>\$800.00</b>	<b>\$0.00</b>	<b>\$800.00</b>	<b>\$4,594.00</b>	<b>(\$5,394.00)</b>	<b>0.00</b>
<b>Subtotal of Element: [Function] 1000 - Instruction</b>		<b>\$800.00</b>	<b>\$0.00</b>	<b>\$800.00</b>	<b>\$4,594.00</b>	<b>(\$5,394.00)</b>	<b>0.00</b>
24330-2100-53414-0000-001752-0000-00000	CRRSA, ESSER III-Other Services	\$2,380.00	\$0.00	\$2,380.00	\$27,620.00	(\$30,000.00)	0.00
<b>Subtotal of Element: Expenditure</b>		<b>\$2,380.00</b>	<b>\$0.00</b>	<b>\$2,380.00</b>	<b>\$27,620.00</b>	<b>(\$30,000.00)</b>	<b>0.00</b>
<b>Subtotal of Element: [Function] 2100 - Support Services-Students</b>		<b>\$2,380.00</b>	<b>\$0.00</b>	<b>\$2,380.00</b>	<b>\$27,620.00</b>	<b>(\$30,000.00)</b>	<b>0.00</b>
<b>Subtotal of Element: [Fund] 24330 - CRRSA, ESSER III</b>		<b>\$3,180.00</b>	<b>\$0.00</b>	<b>\$3,180.00</b>	<b>\$32,214.00</b>	<b>(\$35,394.00)</b>	<b>0.00</b>
27107-1000-57332-1010-001752-0000-00000	Library GO Bonds-Supply Assets (\$5,000 or Less)	\$0.00	\$3,618.00	\$0.00	\$0.00	\$3,618.00	0.00
<b>Subtotal of Element: Expenditure</b>		<b>\$0.00</b>	<b>\$3,618.00</b>	<b>\$0.00</b>	<b>\$0.00</b>	<b>\$3,618.00</b>	<b>0.00</b>
<b>Subtotal of Element: [Function] 1000 - Instruction</b>		<b>\$0.00</b>	<b>\$3,618.00</b>	<b>\$0.00</b>	<b>\$0.00</b>	<b>\$3,618.00</b>	<b>0.00</b>
27107-2200-56114-0000-001752-0000-00000	Library GO Bonds-Library And Audio-Visual	\$0.00	\$2,778.00	\$0.00	\$0.00	\$2,778.00	0.00
<b>Subtotal of Element: Expenditure</b>		<b>\$0.00</b>	<b>\$2,778.00</b>	<b>\$0.00</b>	<b>\$0.00</b>	<b>\$2,778.00</b>	<b>0.00</b>
<b>Subtotal of Element: [Function] 2200 - Support Services-Instruction</b>		<b>\$0.00</b>	<b>\$2,778.00</b>	<b>\$0.00</b>	<b>\$0.00</b>	<b>\$2,778.00</b>	<b>0.00</b>
<b>Subtotal of Element: [Fund] 27107 - Library GO Bonds</b>		<b>\$0.00</b>	<b>\$6,396.00</b>	<b>\$0.00</b>	<b>\$0.00</b>	<b>\$6,396.00</b>	<b>0.00</b>
27109-1000-56111-1010-001752-0000-00000	Instructional Materials-Instructional Materials Cash - 50% Textbooks	\$44.74	\$7,737.00	\$44.74	\$1,357.31	\$6,334.95	0.57
<b>Subtotal of Element: Expenditure</b>		<b>\$44.74</b>	<b>\$7,737.00</b>	<b>\$44.74</b>	<b>\$1,357.31</b>	<b>\$6,334.95</b>	<b>0.58</b>
<b>Subtotal of Element: [Function] 1000 - Instruction</b>		<b>\$44.74</b>	<b>\$7,737.00</b>	<b>\$44.74</b>	<b>\$1,357.31</b>	<b>\$6,334.95</b>	<b>0.58</b>
<b>Subtotal of Element: [Fund] 27109 - Instructional Materials</b>		<b>\$44.74</b>	<b>\$7,737.00</b>	<b>\$44.74</b>	<b>\$1,357.31</b>	<b>\$6,334.95</b>	<b>0.58</b>
27502-1000-56118-1010-001752-0000-00000	Student Advisement Plan-General Supplies and Materials	\$0.00	\$0.00	\$0.00	\$28.66	(\$28.66)	0.00
<b>Subtotal of Element: Expenditure</b>		<b>\$0.00</b>	<b>\$0.00</b>	<b>\$0.00</b>	<b>\$28.66</b>	<b>(\$28.66)</b>	<b>0.00</b>



<b>Subtotal of Element: [Function] 1000 - Instruction</b>		<b>\$0.00</b>	<b>\$0.00</b>	<b>\$0.00</b>	<b>\$28.66</b>	<b>(\$28.66)</b>	<b>0.00</b>
27502-2100-51300-0000-001752-1217-00000	Student Advisement Plan-Additional Compensation	\$0.00	\$1,500.00	\$0.00	\$0.00	\$1,500.00	0.00
27502-2100-52111-0000-001752-0000-00000	Student Advisement Plan-Educational Retirement	\$0.00	\$228.00	\$0.00	\$0.00	\$228.00	0.00
27502-2100-52112-0000-001752-0000-00000	Student Advisement Plan-ERA - Retiree Health	\$0.00	\$30.00	\$0.00	\$0.00	\$30.00	0.00
27502-2100-52210-0000-001752-0000-00000	Student Advisement Plan-FICA Payments	\$0.00	\$93.00	\$0.00	\$0.00	\$93.00	0.00
27502-2100-52220-0000-001752-0000-00000	Student Advisement Plan-Medicare Payments	\$0.00	\$22.00	\$0.00	\$0.00	\$22.00	0.00
27502-2100-53414-0000-001752-0000-00000	Student Advisement Plan-Other Services	\$0.00	\$16,937.00	\$0.00	\$0.00	\$16,937.00	0.00
<b>Subtotal of Element: Expenditure</b>		<b>\$0.00</b>	<b>\$18,810.00</b>	<b>\$0.00</b>	<b>\$0.00</b>	<b>\$18,810.00</b>	<b>0.00</b>
<b>Subtotal of Element: [Function] 2100 - Support Services-Students</b>		<b>\$0.00</b>	<b>\$18,810.00</b>	<b>\$0.00</b>	<b>\$0.00</b>	<b>\$18,810.00</b>	<b>0.00</b>
<b>Subtotal of Element: [Fund] 27502 - Student Advisement Plan</b>		<b>\$0.00</b>	<b>\$18,810.00</b>	<b>\$0.00</b>	<b>\$28.66</b>	<b>\$18,781.34</b>	<b>0.00</b>
29102-1000-56118-1010-001752-0000-00000	Private Dir Grants (Categorical)-General Supplies and Materials	\$0.00	\$2,000.00	\$0.00	\$0.00	\$2,000.00	0.00
29102-1000-57331-1010-001752-0000-00000	Private Dir Grants (Categorical)-Fixed Assets (More Than \$5,000)	\$0.00	\$36,669.00	\$0.00	\$0.00	\$36,669.00	0.00
<b>Subtotal of Element: Expenditure</b>		<b>\$0.00</b>	<b>\$38,669.00</b>	<b>\$0.00</b>	<b>\$0.00</b>	<b>\$38,669.00</b>	<b>0.00</b>
<b>Subtotal of Element: [Function] 1000 - Instruction</b>		<b>\$0.00</b>	<b>\$38,669.00</b>	<b>\$0.00</b>	<b>\$0.00</b>	<b>\$38,669.00</b>	<b>0.00</b>
29102-2300-55915-0000-001752-0000-00000	Private Dir Grants (Categorical)-Other Contract Services	\$5,000.00	\$0.00	\$5,000.00	\$0.00	(\$5,000.00)	0.00
<b>Subtotal of Element: Expenditure</b>		<b>\$5,000.00</b>	<b>\$0.00</b>	<b>\$5,000.00</b>	<b>\$0.00</b>	<b>(\$5,000.00)</b>	<b>0.00</b>
<b>Subtotal of Element: [Function] 2300 - Support Services-General Administration</b>		<b>\$5,000.00</b>	<b>\$0.00</b>	<b>\$5,000.00</b>	<b>\$0.00</b>	<b>(\$5,000.00)</b>	<b>0.00</b>
29102-2400-56118-0000-001752-0000-00000	Private Dir Grants (Categorical)-General Supplies and Materials	\$0.00	\$2,000.00	\$0.00	\$0.00	\$2,000.00	0.00
<b>Subtotal of Element: Expenditure</b>		<b>\$0.00</b>	<b>\$2,000.00</b>	<b>\$0.00</b>	<b>\$0.00</b>	<b>\$2,000.00</b>	<b>0.00</b>
<b>Subtotal of Element: [Function] 2400 - Support Services-School Administration</b>		<b>\$0.00</b>	<b>\$2,000.00</b>	<b>\$0.00</b>	<b>\$0.00</b>	<b>\$2,000.00</b>	<b>0.00</b>
<b>Subtotal of Element: [Fund] 29102 - Private Dir Grants (Categorical)</b>		<b>\$5,000.00</b>	<b>\$40,669.00</b>	<b>\$5,000.00</b>	<b>\$0.00</b>	<b>\$35,669.00</b>	<b>12.29</b>
31400-4000-53414-0000-001752-0000-00000	Special Capital Outlay-State-Other Services	\$0.00	\$20,200.00	\$0.00	\$0.00	\$20,200.00	0.00
31400-4000-54500-0000-001752-0000-00000	Special Capital Outlay-State-Construction Services	\$0.00	\$150,000.00	\$0.00	\$21,791.76	\$128,208.24	0.00
31400-4000-57200-0000-001752-0000-00000	Special Capital Outlay-State-Buildings Purchase	\$0.00	\$149,800.00	\$0.00	\$0.00	\$149,800.00	0.00
<b>Subtotal of Element: Expenditure</b>		<b>\$0.00</b>	<b>\$320,000.00</b>	<b>\$0.00</b>	<b>\$21,791.76</b>	<b>\$298,208.24</b>	<b>0.00</b>
<b>Subtotal of Element: [Function] 4000 - Capital Outlay</b>		<b>\$0.00</b>	<b>\$320,000.00</b>	<b>\$0.00</b>	<b>\$21,791.76</b>	<b>\$298,208.24</b>	<b>0.00</b>
<b>Subtotal of Element: [Fund] 31400 - Special Capital Outlay-State</b>		<b>\$0.00</b>	<b>\$320,000.00</b>	<b>\$0.00</b>	<b>\$21,791.76</b>	<b>\$298,208.24</b>	<b>0.00</b>
31600-2300-53712-0000-001752-0000-00000	Capital Improvements HB-33-County Tax Collection Costs	\$56.77	\$5,862.00	\$56.77	\$0.00	\$5,805.23	0.96
<b>Subtotal of Element: Expenditure</b>		<b>\$56.77</b>	<b>\$5,862.00</b>	<b>\$56.77</b>	<b>\$0.00</b>	<b>\$5,805.23</b>	<b>0.97</b>
<b>Subtotal of Element: [Function] 2300 - Support Services-General Administration</b>		<b>\$56.77</b>	<b>\$5,862.00</b>	<b>\$56.77</b>	<b>\$0.00</b>	<b>\$5,805.23</b>	<b>0.97</b>



31600-4000-57200-0000-001752-0000-00000	Capital Improvements HB-33-Buildings Purchase	\$0.00	\$642,450.00	\$0.00	\$0.00	\$642,450.00	0.00
31600-4000-57331-0000-001752-0000-00000	Capital Improvements HB-33-Fixed Assets (More Than \$5,000)	\$0.00	\$139,930.00	\$0.00	\$0.00	\$139,930.00	0.00
<b>Subtotal of Element: Expenditure</b>		<b>\$0.00</b>	<b>\$782,380.00</b>	<b>\$0.00</b>	<b>\$0.00</b>	<b>\$782,380.00</b>	<b>0.00</b>
<b>Subtotal of Element: [Function] 4000 - Capital Outlay</b>		<b>\$0.00</b>	<b>\$782,380.00</b>	<b>\$0.00</b>	<b>\$0.00</b>	<b>\$782,380.00</b>	<b>0.00</b>
<b>Subtotal of Element: [Fund] 31600 - Capital Improvements HB-33</b>		<b>\$56.77</b>	<b>\$788,242.00</b>	<b>\$56.77</b>	<b>\$0.00</b>	<b>\$788,185.23</b>	<b>0.01</b>
31700-4000-57332-0000-001752-0000-00000	Capital Improvements SB-9-Supply Assets (\$5,000 or Less)	\$0.00	\$4,443.00	\$0.00	\$0.00	\$4,443.00	0.00
<b>Subtotal of Element: Expenditure</b>		<b>\$0.00</b>	<b>\$4,443.00</b>	<b>\$0.00</b>	<b>\$0.00</b>	<b>\$4,443.00</b>	<b>0.00</b>
<b>Subtotal of Element: [Function] 4000 - Capital Outlay</b>		<b>\$0.00</b>	<b>\$4,443.00</b>	<b>\$0.00</b>	<b>\$0.00</b>	<b>\$4,443.00</b>	<b>0.00</b>
<b>Subtotal of Element: [Fund] 31700 - Capital Improvements SB-9</b>		<b>\$0.00</b>	<b>\$4,443.00</b>	<b>\$0.00</b>	<b>\$0.00</b>	<b>\$4,443.00</b>	<b>0.00</b>
31701-2300-53712-0000-001752-0000-00000	Capital Improvements SB-9 Local-County Tax Collection Costs	\$28.32	\$1,080.00	\$28.32	\$0.00	\$1,051.68	2.62
<b>Subtotal of Element: Expenditure</b>		<b>\$28.32</b>	<b>\$1,080.00</b>	<b>\$28.32</b>	<b>\$0.00</b>	<b>\$1,051.68</b>	<b>2.62</b>
<b>Subtotal of Element: [Function] 2300 - Support Services-General Administration</b>		<b>\$28.32</b>	<b>\$1,080.00</b>	<b>\$28.32</b>	<b>\$0.00</b>	<b>\$1,051.68</b>	<b>2.62</b>
31701-4000-57200-0000-001752-0000-00000	Capital Improvements SB-9 Local-Buildings Purchase	\$0.00	\$378,909.00	\$0.00	\$0.00	\$378,909.00	0.00
31701-4000-57331-0000-001752-0000-00000	Capital Improvements SB-9 Local-Fixed Assets (More Than \$5,000)	\$0.00	\$70,863.00	\$0.00	\$0.00	\$70,863.00	0.00
31701-4000-57332-0000-001752-0000-00000	Capital Improvements SB-9 Local-Supply Assets (\$5,000 or Less)	\$4,655.75	\$1,228.00	\$4,655.75	\$0.00	(\$3,427.75)	379.13
<b>Subtotal of Element: Expenditure</b>		<b>\$4,655.75</b>	<b>\$451,000.00</b>	<b>\$4,655.75</b>	<b>\$0.00</b>	<b>\$446,344.25</b>	<b>1.03</b>
<b>Subtotal of Element: [Function] 4000 - Capital Outlay</b>		<b>\$4,655.75</b>	<b>\$451,000.00</b>	<b>\$4,655.75</b>	<b>\$0.00</b>	<b>\$446,344.25</b>	<b>1.03</b>
<b>Subtotal of Element: [Fund] 31701 - Capital Improvements SB-9 Local</b>		<b>\$4,684.07</b>	<b>\$452,080.00</b>	<b>\$4,684.07</b>	<b>\$0.00</b>	<b>\$447,395.93</b>	<b>1.04</b>
31703-4000-57332-0000-001752-0000-00000	SB-9 State Match Cash-Supply Assets (\$5,000 or Less)	\$0.00	\$11,818.00	\$0.00	\$0.00	\$11,818.00	0.00
<b>Subtotal of Element: Expenditure</b>		<b>\$0.00</b>	<b>\$11,818.00</b>	<b>\$0.00</b>	<b>\$0.00</b>	<b>\$11,818.00</b>	<b>0.00</b>
<b>Subtotal of Element: [Function] 4000 - Capital Outlay</b>		<b>\$0.00</b>	<b>\$11,818.00</b>	<b>\$0.00</b>	<b>\$0.00</b>	<b>\$11,818.00</b>	<b>0.00</b>
<b>Subtotal of Element: [Fund] 31703 - SB-9 State Match Cash</b>		<b>\$0.00</b>	<b>\$11,818.00</b>	<b>\$0.00</b>	<b>\$0.00</b>	<b>\$11,818.00</b>	<b>0.00</b>
<b>Grand Total</b>		<b>\$798,171.35</b>	<b>\$6,454,581.00</b>	<b>\$798,171.35</b>	<b>\$1,759,014.55</b>	<b>\$3,897,395.10</b>	<b>12.37</b>

# Health Leadership High School

## Statement of Revenues and Expenditures and Change in Fund Balance

Cycle: FY21-22; Fund Class: [All]; Fund Columns: [All Non-Zero Funds]; Account Expression: [All]; Include Element Value: Yes; Revenue Element: Object; Expenditure Element: Function; Begin Date: 10/01/2021; End Date: 10/31/2021

Description	11000 - Operational	14000 - Instructional Materials	24101 - Title I - IASA	24106 - 24146 - Entitlement Charter IDEA-B Schools	24176 - Carl D Perkins Secondary
41110 - Ad Valorem Taxes - School District	\$0.00	\$0.00	\$0.00	\$0.00	\$0.00
41924 - Flow-through Grants From Districts to Charter Schools	\$0.00	\$0.00	\$6,667.02	\$1,646.00	\$15,743.55
43101 - State Equalization Guarantee	\$186,522.00	\$0.00	\$0.00	\$0.00	\$0.00
<b>Total Revenue</b>	<b>\$186,522.00</b>	<b>\$0.00</b>	<b>\$6,667.02</b>	<b>\$1,646.00</b>	<b>\$15,743.55</b>
1000 - Instruction	\$54,055.77	\$274.75	\$1,666.99	\$3,161.82	\$0.00
2100 - Support Services-Students	\$46,525.32	\$0.00	\$2,416.24	\$0.00	\$0.00
2200 - Support Services-Instruction	\$8,609.02	\$0.00	\$0.00	\$0.00	\$0.00
2300 - Support Services-General Administration	\$19,460.03	\$0.00	\$0.00	\$0.00	\$0.00
2400 - Support Services-School Administration	\$724.03	\$0.00	\$0.00	\$0.00	\$0.00
2500 - Central Services	\$11,697.59	\$0.00	\$0.00	\$0.00	\$0.00
2600 - Operation & Maintenance of Plant	\$22,820.92	\$0.00	\$0.00	\$0.00	\$270.66
4000 - Capital Outlay	\$0.00	\$0.00	\$0.00	\$0.00	\$0.00
<b>Total Expenditure</b>	<b>\$163,892.68</b>	<b>\$274.75</b>	<b>\$4,083.23</b>	<b>\$3,161.82</b>	<b>\$270.66</b>
<b>Total Other Financing Sources (Uses)</b>	<b>\$0.00</b>	<b>\$0.00</b>	<b>\$0.00</b>	<b>\$0.00</b>	<b>\$0.00</b>
<b>Excess (deficiency) of revenues and other financing sources over expenditures and other financing uses</b>	<b>\$22,629.32</b>	<b>(\$274.75)</b>	<b>\$2,583.79</b>	<b>(\$1,515.82)</b>	<b>(\$270.66)</b>
Fund Balance, Beginning of year	\$2,143,643.96	\$11,458.55	(\$21,660.55)	(\$12,054.84)	(\$3,465.47)
<b>Fund Balance, End of year</b>	<b>\$2,166,273.28</b>	<b>\$11,183.80</b>	<b>(\$19,076.76)</b>	<b>(\$13,570.66)</b>	<b>(\$3,736.13)</b>

# Health Leadership High School

## Statement of Revenues and Expenditures and Change in Fund Balance

Cycle: FY21-22; Fund Class: [All]; Fund Columns: [All Non-Zero Funds]; Account Expression: [All]; Include Element Value: Yes; Revenue Element: Object;  
 Expenditure Element: Function; Begin Date: 10/01/2021; End Date: 10/31/2021

Description	24307 - Social Emotional Learning	24308 - CRRSA, ESSER II	24330 - CRRSA, ESSER III	31600 - Capital Improvements HB-3	31701 - Capital Improvements SB-9	Total
41110 - Ad Valorem Taxes - School District	\$0.00	\$0.00	\$0.00	\$477.34	\$233.00	\$710.34
41924 - Flow-through Grants From Districts to Charter Schools	\$0.00	\$40,472.88	\$0.00	\$0.00	\$0.00	\$64,529.45
43101 - State Equalization Guarantee	\$0.00	\$0.00	\$0.00	\$0.00	\$0.00	\$186,522.00
<b>Total Revenue</b>	<b>\$0.00</b>	<b>\$40,472.88</b>	<b>\$0.00</b>	<b>\$477.34</b>	<b>\$233.00</b>	<b>\$251,761.79</b>
1000 - Instruction	\$522.50	\$0.00	\$800.00	\$0.00	\$0.00	\$60,481.83
2100 - Support Services-Students	\$0.00	\$8,602.37	\$2,380.00	\$0.00	\$0.00	\$59,923.93
2200 - Support Services-Instruction	\$0.00	\$7,819.55	\$0.00	\$0.00	\$0.00	\$16,428.57
2300 - Support Services-General Administration	\$0.00	\$0.00	\$0.00	\$4.77	\$2.34	\$19,467.14
2400 - Support Services-School Administration	\$0.00	\$0.00	\$0.00	\$0.00	\$0.00	\$724.03
2500 - Central Services	\$0.00	\$0.00	\$0.00	\$0.00	\$0.00	\$11,697.59
2600 - Operation & Maintenance of Plant	\$0.00	\$0.00	\$0.00	\$0.00	\$0.00	\$23,091.58
4000 - Capital Outlay	\$0.00	\$0.00	\$0.00	\$0.00	\$4,646.00	\$4,646.00
<b>Total Expenditure</b>	<b>\$522.50</b>	<b>\$16,421.92</b>	<b>\$3,180.00</b>	<b>\$4.77</b>	<b>\$4,648.34</b>	<b>\$196,460.67</b>
<b>Total Other Financing Sources (Uses)</b>	<b>\$0.00</b>	<b>\$0.00</b>	<b>\$0.00</b>	<b>\$0.00</b>	<b>\$0.00</b>	<b>\$0.00</b>
<b>Excess (deficiency) of revenues and other financing sources over expenditures and other financing uses</b>	<b>(\$522.50)</b>	<b>\$24,050.96</b>	<b>(\$3,180.00)</b>	<b>\$472.57</b>	<b>(\$4,415.34)</b>	<b>\$55,301.12</b>
Fund Balance, Beginning of year	\$0.00	\$0.00	\$0.00	\$646,180.82	\$380,136.52	\$3,144,238.99
<b>Fund Balance, End of year</b>	<b>(\$522.50)</b>	<b>\$24,050.96</b>	<b>(\$3,180.00)</b>	<b>\$646,653.39</b>	<b>\$375,721.18</b>	<b>\$3,199,540.11</b>

# Health Leadership High School

## Balance Sheet Report

Cycle: FY21-22; Fund Class: [All]; Fund Columns: [All Non-Zero Funds]; Account Expression: [All]; Balance Date: 10/31/2021; Detail: No; Created On: 11/9/2021 12:42:58 PM

Description	11000	14000	23000	24101	24106	24146	24154	24174	24176
11012 - Cash	\$2,276,940.68	\$9,980.19	\$2,442.50	(\$6,771.35)	(\$9,278.24)	(\$1,087.20)	(\$1,612.95)	\$0.00	\$0.00
<b>Subtotal of Account Type: Asset</b>	<b>\$2,276,940.68</b>	<b>\$9,980.19</b>	<b>\$2,442.50</b>	<b>(\$6,771.35)</b>	<b>(\$9,278.24)</b>	<b>(\$1,087.20)</b>	<b>(\$1,612.95)</b>	<b>\$0.00</b>	<b>\$0.00</b>
<b>Subtotal of Account Group: Assets</b>	<b>\$2,276,940.68</b>	<b>\$9,980.19</b>	<b>\$2,442.50</b>	<b>(\$6,771.35)</b>	<b>(\$9,278.24)</b>	<b>(\$1,087.20)</b>	<b>(\$1,612.95)</b>	<b>\$0.00</b>	<b>\$0.00</b>
21011 - Accounts Payable	(\$44.00)	\$0.00	\$0.00	\$0.00	\$0.00	\$0.00	\$0.00	\$0.00	\$0.00
23126 - Unemployment Insurance	\$255.12	\$0.00	\$0.00	\$0.00	\$0.00	\$0.00	\$0.00	\$0.00	\$0.00
23127 - Workers' Compensation (Employee)	\$0.38	\$0.00	\$0.00	\$0.00	\$0.00	\$0.00	\$0.00	\$0.00	\$0.00
23141 - Federal Income Tax	(\$380.02)	\$0.00	\$0.00	\$0.00	\$0.00	\$0.00	\$0.00	\$0.00	\$0.00
23142 - State Income Tax	\$2,242.11	\$0.00	\$0.00	\$100.40	\$73.06	\$0.00	\$0.00	\$0.00	\$0.00
23161 - VD - ReliaStar	\$100.00	\$0.00	\$0.00	\$0.00	\$0.00	\$0.00	\$0.00	\$0.00	\$0.00
23163 - VD - Allstate	\$44.37	\$0.00	\$0.00	\$0.00	\$0.00	\$0.00	\$0.00	\$0.00	\$0.00
23224 - Education Retirement	\$20,910.10	\$0.00	\$0.00	\$795.58	\$611.86	\$0.00	\$0.00	\$0.00	\$0.00
23225 - Health Insurance	\$17,194.27	\$0.00	\$0.00	\$422.35	\$362.17	\$0.00	\$0.00	\$0.00	\$0.00
23226 - Unemployment Insurance	(\$108.58)	\$0.00	\$0.00	(\$16.30)	(\$22.97)	\$0.00	\$0.00	\$0.00	\$0.00
23227 - Workers Comensation	\$22.47	\$0.00	\$0.00	\$0.89	\$0.74	\$0.00	\$0.00	\$0.00	\$0.00
23245 - Retiree Health Care	\$2,426.74	\$0.00	\$0.00	\$92.34	\$71.00	\$0.00	\$0.00	\$0.00	\$0.00
<b>Subtotal of Account Type: Liability</b>	<b>\$42,662.96</b>	<b>\$0.00</b>	<b>\$0.00</b>	<b>\$1,395.26</b>	<b>\$1,095.86</b>	<b>\$0.00</b>	<b>\$0.00</b>	<b>\$0.00</b>	<b>\$0.00</b>
32300 - Unreserved Fund Balance	\$2,143,643.96	\$11,458.55	\$2,442.50	(\$21,660.55)	(\$12,054.84)	(\$3,465.47)	(\$6,470.79)	(\$1,318.73)	\$0.00
Net Increase/Decrease	\$90,633.76	(\$1,478.36)	\$0.00	\$13,493.94	\$1,680.74	\$2,378.27	\$4,857.84	\$1,318.73	\$0.00
<b>Subtotal of Account Type: Fund Balance/Retained Earnings</b>	<b>\$2,234,277.72</b>	<b>\$9,980.19</b>	<b>\$2,442.50</b>	<b>(\$8,166.61)</b>	<b>(\$10,374.10)</b>	<b>(\$1,087.20)</b>	<b>(\$1,612.95)</b>	<b>\$0.00</b>	<b>\$0.00</b>
<b>Subtotal of Account Group: Liabilities/Fund Balance</b>	<b>\$2,276,940.68</b>	<b>\$9,980.19</b>	<b>\$2,442.50</b>	<b>(\$6,771.35)</b>	<b>(\$9,278.24)</b>	<b>(\$1,087.20)</b>	<b>(\$1,612.95)</b>	<b>\$0.00</b>	<b>\$0.00</b>

# Health Leadership High School

## Balance Sheet Report

Cycle: FY21-22; Fund Class: [All]; Fund Columns: [All Non-Zero Funds]; Account Expression: [All]; Balance Date: 10/31/2021; Detail: No; Created On: 11/9/2021 12:42:58 PM

Description	24190	24191	24301	24307	24308	24330	26121	27109	27189	27502
11012 - Cash	\$0.00	\$0.00	\$0.00	(\$9,496.92)	(\$26,563.66)	(\$3,180.00)	\$2,500.00	\$8,054.81	\$22.94	\$0.00
<b>Subtotal of Account Type: Asset</b>	<b>\$0.00</b>	<b>\$0.00</b>	<b>\$0.00</b>	<b>(\$9,496.92)</b>	<b>(\$26,563.66)</b>	<b>(\$3,180.00)</b>	<b>\$2,500.00</b>	<b>\$8,054.81</b>	<b>\$22.94</b>	<b>\$0.00</b>
<b>Subtotal of Account Group: Assets</b>	<b>\$0.00</b>	<b>\$0.00</b>	<b>\$0.00</b>	<b>(\$9,496.92)</b>	<b>(\$26,563.66)</b>	<b>(\$3,180.00)</b>	<b>\$2,500.00</b>	<b>\$8,054.81</b>	<b>\$22.94</b>	<b>\$0.00</b>
21011 - Accounts Payable	\$0.00	\$0.00	\$0.00	\$0.00	\$0.00	\$0.00	\$0.00	\$0.00	\$0.00	\$0.00
23126 - Unemployment Insurance	\$0.00	\$0.00	\$0.00	\$0.00	\$0.00	\$0.00	\$0.00	\$0.00	\$0.00	\$0.00
23127 - Workers' Compensation (Employee)	\$0.00	\$0.00	\$0.00	\$0.00	\$0.00	\$0.00	\$0.00	\$0.00	\$0.00	\$0.00
23141 - Federal Income Tax	\$0.00	\$0.00	\$0.00	\$0.00	\$0.00	\$0.00	\$0.00	\$0.00	\$0.00	\$0.00
23142 - State Income Tax	\$0.00	\$0.00	\$0.00	\$13.77	\$320.34	\$0.00	\$0.00	\$0.00	\$0.00	\$0.00
23161 - VD - ReliaStar	\$0.00	\$0.00	\$0.00	\$0.00	\$0.00	\$0.00	\$0.00	\$0.00	\$0.00	\$0.00
23163 - VD - Allstate	\$0.00	\$0.00	\$0.00	\$0.00	\$0.00	\$0.00	\$0.00	\$0.00	\$0.00	\$0.00
23224 - Education Retirement	\$0.00	\$0.00	\$0.00	\$108.57	\$3,103.06	\$0.00	\$0.00	\$0.00	\$0.00	\$0.00
23225 - Health Insurance	\$0.00	\$0.00	\$0.00	\$0.00	\$2,461.14	\$0.00	\$0.00	\$0.00	\$22.94	\$0.00
23226 - Unemployment Insurance	\$0.00	\$0.00	\$0.00	\$0.00	\$19.80	\$0.00	\$0.00	\$0.00	\$0.00	\$0.00
23227 - Workers Comensation	\$0.00	\$0.00	\$0.00	\$0.00	\$2.88	\$0.00	\$0.00	\$0.00	\$0.00	\$0.00
23245 - Retiree Health Care	\$0.00	\$0.00	\$0.00	\$12.60	\$360.12	\$0.00	\$0.00	\$0.00	\$0.00	\$0.00
<b>Subtotal of Account Type: Liability</b>	<b>\$0.00</b>	<b>\$0.00</b>	<b>\$0.00</b>	<b>\$134.94</b>	<b>\$6,267.34</b>	<b>\$0.00</b>	<b>\$0.00</b>	<b>\$0.00</b>	<b>\$22.94</b>	<b>\$0.00</b>
32300 - Unreserved Fund Balance	(\$8,503.64)	(\$21,139.38)	(\$705.90)	\$0.00	\$0.00	\$0.00	\$2,500.00	\$8,099.55	\$0.00	(\$32,893.15)
Net Increase/Decrease	\$8,503.64	\$21,139.38	\$705.90	(\$9,631.86)	(\$32,831.00)	(\$3,180.00)	\$0.00	(\$44.74)	\$0.00	\$32,893.15
<b>Subtotal of Account Type: Fund Balance/Retained Earnings</b>	<b>\$0.00</b>	<b>\$0.00</b>	<b>\$0.00</b>	<b>(\$9,631.86)</b>	<b>(\$32,831.00)</b>	<b>(\$3,180.00)</b>	<b>\$2,500.00</b>	<b>\$8,054.81</b>	<b>\$0.00</b>	<b>\$0.00</b>
<b>Subtotal of Account Group: Liabilities/Fund Balance</b>	<b>\$0.00</b>	<b>\$0.00</b>	<b>\$0.00</b>	<b>(\$9,496.92)</b>	<b>(\$26,563.66)</b>	<b>(\$3,180.00)</b>	<b>\$2,500.00</b>	<b>\$8,054.81</b>	<b>\$22.94</b>	<b>\$0.00</b>

# Health Leadership High School

## Balance Sheet Report

Cycle: FY21-22; Fund Class: [All]; Fund Columns: [All Non-Zero Funds]; Account Expression: [All]; Balance Date: 10/31/2021; Detail: No; Created On: 11/9/2021 12:42:58 PM

Description	29102	31200	31600	31700	31701	31703	Total
11012 - Cash	\$31,262.11	\$0.00	\$651,801.42	\$1,402.08	\$378,283.18	\$5,752.00	\$3,310,451.59
<b>Subtotal of Account Type: Asset</b>	<b>\$31,262.11</b>	<b>\$0.00</b>	<b>\$651,801.42</b>	<b>\$1,402.08</b>	<b>\$378,283.18</b>	<b>\$5,752.00</b>	<b>\$3,310,451.59</b>
<b>Subtotal of Account Group: Assets</b>	<b>\$31,262.11</b>	<b>\$0.00</b>	<b>\$651,801.42</b>	<b>\$1,402.08</b>	<b>\$378,283.18</b>	<b>\$5,752.00</b>	<b>\$3,310,451.59</b>
21011 - Accounts Payable	\$0.00	\$0.00	\$0.00	\$0.00	\$0.00	\$0.00	(\$44.00)
23126 - Unemployment Insurance	\$0.00	\$0.00	\$0.00	\$0.00	\$0.00	\$0.00	\$255.12
23127 - Workers' Compensation (Employee)	\$0.00	\$0.00	\$0.00	\$0.00	\$0.00	\$0.00	\$0.38
23141 - Federal Income Tax	\$0.00	\$0.00	\$0.00	\$0.00	\$0.00	\$0.00	(\$380.02)
23142 - State Income Tax	\$0.00	\$0.00	\$0.00	\$0.00	\$0.00	\$0.00	\$2,749.68
23161 - VD - ReliaStar	\$0.00	\$0.00	\$0.00	\$0.00	\$0.00	\$0.00	\$100.00
23163 - VD - Allstate	\$0.00	\$0.00	\$0.00	\$0.00	\$0.00	\$0.00	\$44.37
23224 - Education Retirement	\$0.00	\$0.00	\$0.00	\$0.00	\$0.00	\$0.00	\$25,529.17
23225 - Health Insurance	\$0.00	\$0.00	\$0.00	\$0.00	\$0.00	\$0.00	\$20,462.87
23226 - Unemployment Insurance	\$0.00	\$0.00	\$0.00	\$0.00	\$0.00	\$0.00	(\$128.05)
23227 - Workers Comensation	\$0.00	\$0.00	\$0.00	\$0.00	\$0.00	\$0.00	\$26.98
23245 - Retiree Health Care	\$0.00	\$0.00	\$0.00	\$0.00	\$0.00	\$0.00	\$2,962.80
<b>Subtotal of Account Type: Liability</b>	<b>\$0.00</b>	<b>\$0.00</b>	<b>\$0.00</b>	<b>\$0.00</b>	<b>\$0.00</b>	<b>\$0.00</b>	<b>\$51,579.30</b>
32300 - Unreserved Fund Balance	(\$17,999.77)	(\$41,007.50)	\$646,180.82	\$1,402.08	\$380,136.52	\$5,752.00	\$3,034,396.26
Net Increase/Decrease	\$49,261.88	\$41,007.50	\$5,620.60	\$0.00	(\$1,853.34)	\$0.00	\$224,476.03
<b>Subtotal of Account Type: Fund Balance/Retained Earnings</b>	<b>\$31,262.11</b>	<b>\$0.00</b>	<b>\$651,801.42</b>	<b>\$1,402.08</b>	<b>\$378,283.18</b>	<b>\$5,752.00</b>	<b>\$3,258,872.29</b>
<b>Subtotal of Account Group: Liabilities/Fund Balance</b>	<b>\$31,262.11</b>	<b>\$0.00</b>	<b>\$651,801.42</b>	<b>\$1,402.08</b>	<b>\$378,283.18</b>	<b>\$5,752.00</b>	<b>\$3,310,451.59</b>