

Health Leadership High School
Financial Update
February 23, 2022

A. BARs

	BAR #	Fund Description	Reason/Type	Amount
1	2122-0030-I	31703 - SB-9 State Match Cash	Increase for FY22 State Awards	\$ 6,164
2	2122-0031-M	24154 - Title II	1000 Function Maintenance	\$ -
3	2122-0033-I	11000 - Operational	Increase for 40D SEG	\$ 118,976
4	2122-0035-M	24308 - CRRSA ESSER II	2XXX Function Maintenance	\$ -

B. Payroll & Accounts Payable Payment Vouchers

1 January 2022

C. Financial Statement Reports - as of January 31, 2022

- 1 Recommended Change
- 2 Financial Analysis
- 3 Bank Reconciliations

D. Other

Must submit backup for all BARs,
except transfers of funds for SEG or
direct grants

STATE OF NEW MEXICO
PUBLIC EDUCATION DEPARTMENT
300 Don Gaspar Santa Fe, NM 87501-2786
Budget Adjustment Request

Page 2 of 48
Doc. ID: 001-752-2122-0030-I

Fund Type: Flowthrough

Adjustment Type: Increase

Fiscal Year: 2021-2022

Entity Name: Health Leadership High School

Adjustment Changes Intent/Scope of Program Yes or No?: No

Contact: Jolene Jaramillo, Business Manager

Total Approved Budget (Flowthrough):

Phone: (505) 429-1080

Email: jolene@k12accounting.com

FLOWTHROUGH ONLY	
Budget Period: 07/01/2021	To: 06/30/2022
A. Approved Carryover:	
B. Total Current Year Allocation:	
D. Total Funding Available:	

Revenue 31703.0000.43202 \$6,164

Fund	Function	Object	Program	Location	Job Class	Present Budget	Adj Amt Exp	Adj Budget	ADD'L FTE
31703 SB-9 State Match Cash	4000 Capital Outlay	57332 Supply Assets (\$5,000 or less)	0000 No Program	001752 Health Leadership High School	0000 No Job Class	\$11,818	\$6,164	\$17,982	
						Sub Total	\$6,164		
						Indirect Cost			
						DOC. TOTAL	\$6,164		

Justification:

To budget for SB-9 State Awards FY22

Compliance with Sections 10-15-1 and 22-8-12, NMSA, 1978 Compilation:

A. The requested budget/changes were authorized at a scheduled Board of Education or Governance Council meeting open to the public on:

B. Justification for the transfer: Explanation such as "underbudgeted", "insufficient budget", or "needed to close out Project" ARE NOT ACCEPTABLE. Attach additional sheets if necessary.

ALL TRANSFER BARS MUST NET OUT TO ZERO ON THE DOC. TOTAL LINE.

Must submit backup for all BARs,
except transfers of funds for SEG or
direct grants

STATE OF NEW MEXICO
PUBLIC EDUCATION DEPARTMENT
300 Don Gaspar Santa Fe, NM 87501-2786
Budget Adjustment Request

Page 3 of 48
Doc. ID: 001-752-2122-0031-M

Fund Type: Flowthrough

Adjustment Type: Maintenance

Fiscal Year: 2021-2022

Entity Name: Health Leadership High School

Adjustment Changes Intent/Scope of Program Yes or No?: No

Contact: Jolene Jaramillo, Business Manager

Total Approved Budget (Flowthrough):

Phone: (505) 429-1080

Email: jolene@k12accounting.com

FLOWTHROUGH ONLY

Budget Period: 07/01/2021

To: 06/30/2022

A. Approved Carryover:

B. Total Current Year Allocation:

D. Total Funding Available:

Fund	Function	Object	Program	Location	Job Class	Present Budget	Adj Amt Exp	Adj Budget	ADD'L FTE
24154 Teacher/ Principal Training & Recruiting	1000 Instruction	51300 Additional Compensation	1010 Regular Education (K-12) Programs	001752 Health Leadership High School	1411 Teachers-Grades 1-12	\$4,000	(\$2,500)	\$1,500	
24154 Teacher/ Principal Training & Recruiting	1000 Instruction	52111 Educational Retirement	0000 No Program	001752 Health Leadership High School	0000 No Job Class	\$607	(\$607)		
24154 Teacher/ Principal Training & Recruiting	1000 Instruction	52112 ERA - Retiree Health	0000 No Program	001752 Health Leadership High School	0000 No Job Class	\$80	(\$80)		
24154 Teacher/ Principal Training & Recruiting	1000 Instruction	52210 FICA Payments	0000 No Program	001752 Health Leadership High School	0000 No Job Class	\$248	(\$157)	\$91	
24154 Teacher/ Principal Training & Recruiting	1000 Instruction	52220 Medicare Payments	0000 No Program	001752 Health Leadership High School	0000 No Job Class	\$59	(\$38)	\$21	
24154 Teacher/ Principal Training & Recruiting	1000 Instruction	53330 Professional Development	1010 Regular Education (K-12) Programs	001752 Health Leadership High School	0000 No Job Class	\$2,922	\$3,382	\$6,304	
Sub Total							\$0		
Indirect Cost									
DOC. TOTAL							\$0		

Justification:

Maintenance

Compliance with Sections 10-15-1 and 22-8-12, NMSA, 1978 Compilation:

A. The requested budget/changes were authorized at a scheduled Board of Education or Governance Council meeting open to the public on:

B. Justification for the transfer: Explanation such as "underbudgeted", "insufficient budget", or "needed to close out Project" ARE NOT ACCEPTABLE. Attach additional sheets if necessary.

ALL TRANSFER BARS MUST NET OUT TO ZERO ON THE DOC. TOTAL LINE.

Must submit backup for all BARs,
except transfers of funds for SEG or
direct grants

STATE OF NEW MEXICO
PUBLIC EDUCATION DEPARTMENT
300 Don Gaspar Santa Fe, NM 87501-2786
Budget Adjustment Request

Page 4 of 48
Doc. ID: 001-752-2122-0033-I

Fund Type: General Fund / Capital
Outlay / Debt Service

Adjustment Type: Increase

Fiscal Year: 2021-2022

Entity Name: Health Leadership High School

Adjustment Changes Intent/Scope of Program Yes or No?: No

Contact: Jolene Jaramillo, Business Manager

Total Approved Budget (Flowthrough):

Phone: (505) 429-1080

Email: jolene@k12accounting.com

FLOWTHROUGH ONLY

Budget Period: Jul 1 2021 12:00AM

To: Jun 30 2022 12:00AM

A. Approved Carryover:

B. Total Current Year Allocation:

D. Total Funding Available:

Revenue 11000.0000.43101 \$118,976

Fund	Function	Object	Program	Location	Job Class	Present Budget	Adj Amt Exp	Adj Budget	ADD'L FTE
11000 Operational	1000 Instruction	53711 Other Charges	1010 Regular Education (K-12) Programs	001752 Health Leadership High School	0000 No Job Class	\$5,750	\$1,227	\$6,977	
11000 Operational	1000 Instruction	53711 Other Charges	9000 Co-Curricular and Extra-Curricular Activities	001752 Health Leadership High School	0000 No Job Class	\$4,073	\$75	\$4,148	
11000 Operational	1000 Instruction	54610 Rental - Land and Buildings	9000 Co-Curricular and Extra-Curricular Activities	001752 Health Leadership High School	0000 No Job Class		\$700	\$700	
11000 Operational	1000 Instruction	54630 Rental - Computers and Related Equipment	1010 Regular Education (K-12) Programs	001752 Health Leadership High School	0000 No Job Class	\$2,281	\$73	\$2,354	
11000 Operational	1000 Instruction	57331 Fixed Assets (more than \$5,000)	1010 Regular Education (K-12) Programs	001752 Health Leadership High School	0000 No Job Class	\$500,000	\$80,406	\$580,406	
11000 Operational	2100 Support Services-Students	53212 Speech Therapists - Contracted	2000 Special Programs	001752 Health Leadership High School	0000 No Job Class	\$5,000	\$412	\$5,412	
11000 Operational	2100 Support Services-Students	53213 Occupational Therapists - Contracted	2000 Special Programs	001752 Health Leadership High School	0000 No Job Class		\$500	\$500	
11000 Operational	2300 Support Services-General Administration	53411 Auditing	0000 No Program	001752 Health Leadership High School	0000 No Job Class	\$17,500	\$1,379	\$18,879	
11000 Operational	2300 Support Services-General Administration	53414 Other Services	0000 No Program	001752 Health Leadership High School	0000 No Job Class	\$11,660	\$150	\$11,810	
11000 Operational	2300 Support Services-General Administration	53711 Other Charges	0000 No Program	001752 Health Leadership High School	0000 No Job Class		\$1,132	\$1,132	
11000 Operational	2300 Support Services-General Administration	55400 Advertising	0000 No Program	001752 Health Leadership High School	0000 No Job Class	\$22,713	\$22,400	\$45,113	
11000 Operational	2500 Central Services	53414 Other Services	0000 No Program	001752 Health Leadership High School	0000 No Job Class	\$164,152	\$4,096	\$168,248	
11000 Operational	2500 Central Services	53711 Other Charges	0000 No Program	001752 Health Leadership High School	0000 No Job Class	\$1,201	\$44	\$1,245	
11000 Operational	2500 Central Services	54630 Rental - Computers and Related Equipment	0000 No Program	001752 Health Leadership High School	0000 No Job Class	\$950	\$32	\$982	
11000 Operational	2500 Central Services	56113 Software	0000 No Program	001752 Health Leadership High School	0000 No Job Class	\$17,852	\$1,350	\$19,202	

11000 Operational	2600 Operation & Maintenance of Plant	56118 General Supplies and Materials	0000 No Program	001752 Health Leadership High School	0000 No Job Class	\$20,048	\$5,000	\$25,048	Page 5 of 48
						Sub Total	\$118,976		
						Indirect Cost			
						DOC. TOTAL	\$118,976		

Justification:

To adjust for 40D SEG

Compliance with Sections 10-15-1 and 22-8-12, NMSA, 1978 Compilation:

A. The requested budget/changes were authorized at a scheduled Board of Education or Governance Council meeting open to the public on:

B. Justification for the transfer: Explanation such as "underbudgeted", "insufficient budget", or "needed to close out Project" ARE NOT ACCEPTABLE. Attach additional sheets if necessary.

ALL TRANSFER BARS MUST NET OUT TO ZERO ON THE DOC. TOTAL LINE.

Must submit backup for all BARs,
except transfers of funds for SEG or
direct grants

STATE OF NEW MEXICO
PUBLIC EDUCATION DEPARTMENT
300 Don Gaspar Santa Fe, NM 87501-2786
Budget Adjustment Request

Page 6 of 48
Doc. ID: 001-752-2122-0035-M
Fund Type: Flowthrough
Adjustment Type: Maintenance

Fiscal Year: 2021-2022

Entity Name: Health Leadership High School

Adjustment Changes Intent/Scope of Program Yes or No?: No

Contact: Jolene Jaramillo, Business Manager

Total Approved Budget (Flowthrough):

Phone: (505) 429-1080

Email: jolene@k12accounting.com

FLOWTHROUGH ONLY	
Budget Period: 07/01/2021	To: 06/30/2022
A. Approved Carryover:	
B. Total Current Year Allocation:	
D. Total Funding Available:	

Fund	Function	Object	Program	Location	Job Class	Present Budget	Adj Amt Exp	Adj Budget	ADD'L FTE
24308 CRRSA, ESSER II	2100 Support Services-Students	52111 Educational Retirement	0000 No Program	001752 Health Leadership High School	0000 No Job Class	\$11,826	(\$1)	\$11,825	
24308 CRRSA, ESSER II	2100 Support Services-Students	52112 ERA - Retiree Health	0000 No Program	001752 Health Leadership High School	0000 No Job Class	\$1,562	(\$1)	\$1,561	
24308 CRRSA, ESSER II	2100 Support Services-Students	52210 FICA Payments	0000 No Program	001752 Health Leadership High School	0000 No Job Class	\$4,840	(\$597)	\$4,243	
24308 CRRSA, ESSER II	2100 Support Services-Students	52220 Medicare Payments	0000 No Program	001752 Health Leadership High School	0000 No Job Class	\$1,132	(\$140)	\$992	
24308 CRRSA, ESSER II	2100 Support Services-Students	52311 Health and Medical Premiums	0000 No Program	001752 Health Leadership High School	0000 No Job Class	\$13,722	(\$552)	\$13,170	
24308 CRRSA, ESSER II	2100 Support Services-Students	52312 Life	0000 No Program	001752 Health Leadership High School	0000 No Job Class	\$66	(\$3)	\$63	
24308 CRRSA, ESSER II	2100 Support Services-Students	52313 Dental	0000 No Program	001752 Health Leadership High School	0000 No Job Class	\$642	(\$27)	\$615	
24308 CRRSA, ESSER II	2100 Support Services-Students	52314 Vision	0000 No Program	001752 Health Leadership High School	0000 No Job Class	\$106	(\$5)	\$101	
24308 CRRSA, ESSER II	2100 Support Services-Students	52720 Workers Compensation Employer's Fee	0000 No Program	001752 Health Leadership High School	0000 No Job Class	\$10	(\$7)	\$3	
24308 CRRSA, ESSER II	2200 Support Services-Instruction	51100 Salaries Expense	0000 No Program	001752 Health Leadership High School	1211 Coordinator/Subject Matter Specialist	\$83,200	(\$1,059)	\$82,141	
24308 CRRSA, ESSER II	2200 Support Services-Instruction	52111 Educational Retirement	0000 No Program	001752 Health Leadership High School	0000 No Job Class	\$12,605	(\$161)	\$12,444	
24308 CRRSA, ESSER II	2200 Support Services-Instruction	52112 ERA - Retiree Health	0000 No Program	001752 Health Leadership High School	0000 No Job Class	\$1,664	(\$22)	\$1,642	
24308 CRRSA, ESSER II	2200 Support Services-Instruction	52210 FICA Payments	0000 No Program	001752 Health Leadership High School	0000 No Job Class	\$5,159	(\$226)	\$4,933	
24308 CRRSA, ESSER II	2200 Support Services-Instruction	52220 Medicare Payments	0000 No Program	001752 Health Leadership High School	0000 No Job Class	\$1,207	(\$54)	\$1,153	
24308 CRRSA, ESSER II	2200 Support Services-Instruction	52311 Health and Medical Premiums	0000 No Program	001752 Health Leadership High School	0000 No Job Class	\$3,366	(\$213)	\$3,153	
24308 CRRSA, ESSER II	2200 Support Services-Instruction	52313 Dental	0000 No Program	001752 Health Leadership High School	0000 No Job Class	\$206	(\$109)	\$97	
24308 CRRSA, ESSER II	2200 Support Services-Instruction	52314 Vision	0000 No Program	001752 Health Leadership High School	0000 No Job Class	\$46	(\$4)	\$42	

24308 CRRSA, ESSER II	2200 Support Services- Instruction	52315 Disability	0000 No Program	001752 Health Leadership High School	0000 No Job Class	\$183	(\$22)	\$161	Page 7 of 48
24308 CRRSA, ESSER II	2200 Support Services- Instruction	52720 Workers Compensation Employer's Fee	0000 No Program	001752 Health Leadership High School	0000 No Job Class	\$10	(\$6)	\$4	
24308 CRRSA, ESSER II	2100 Support Services-Students	52500 Unemployment Compensation	0000 No Program	001752 Health Leadership High School	0000 No Job Class	\$90	\$9	\$99	
24308 CRRSA, ESSER II	2200 Support Services- Instruction	52500 Unemployment Compensation	0000 No Program	001752 Health Leadership High School	0000 No Job Class	\$169	\$15	\$184	
24308 CRRSA, ESSER II	2600 Operation & Maintenance of Plant	54416 Communication Services	0000 No Program	001752 Health Leadership High School	0000 No Job Class		\$3,185	\$3,185	
Sub Total							\$0		
Indirect Cost									
DOC. TOTAL							\$0		

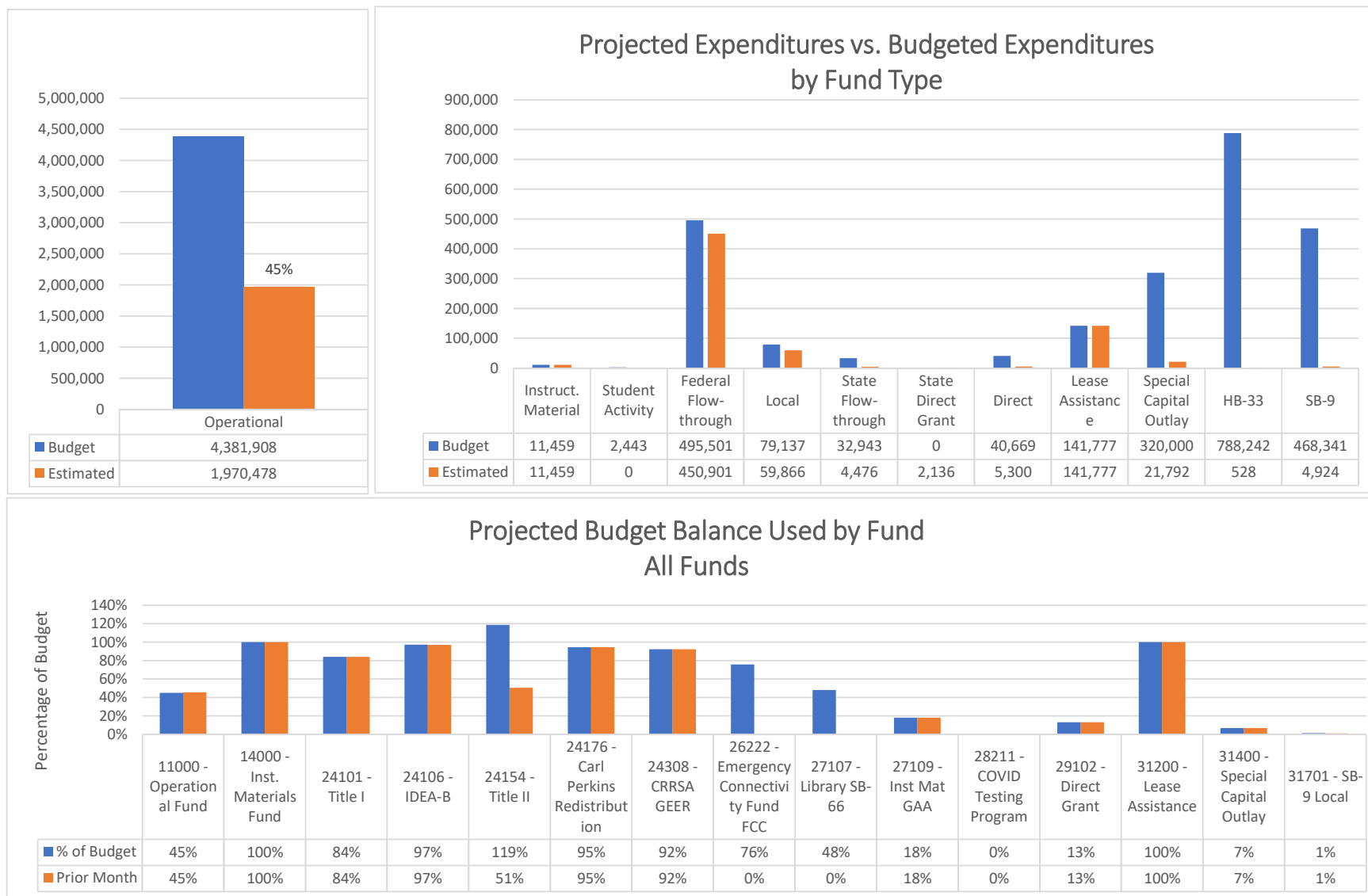
Justification:
Maintenance

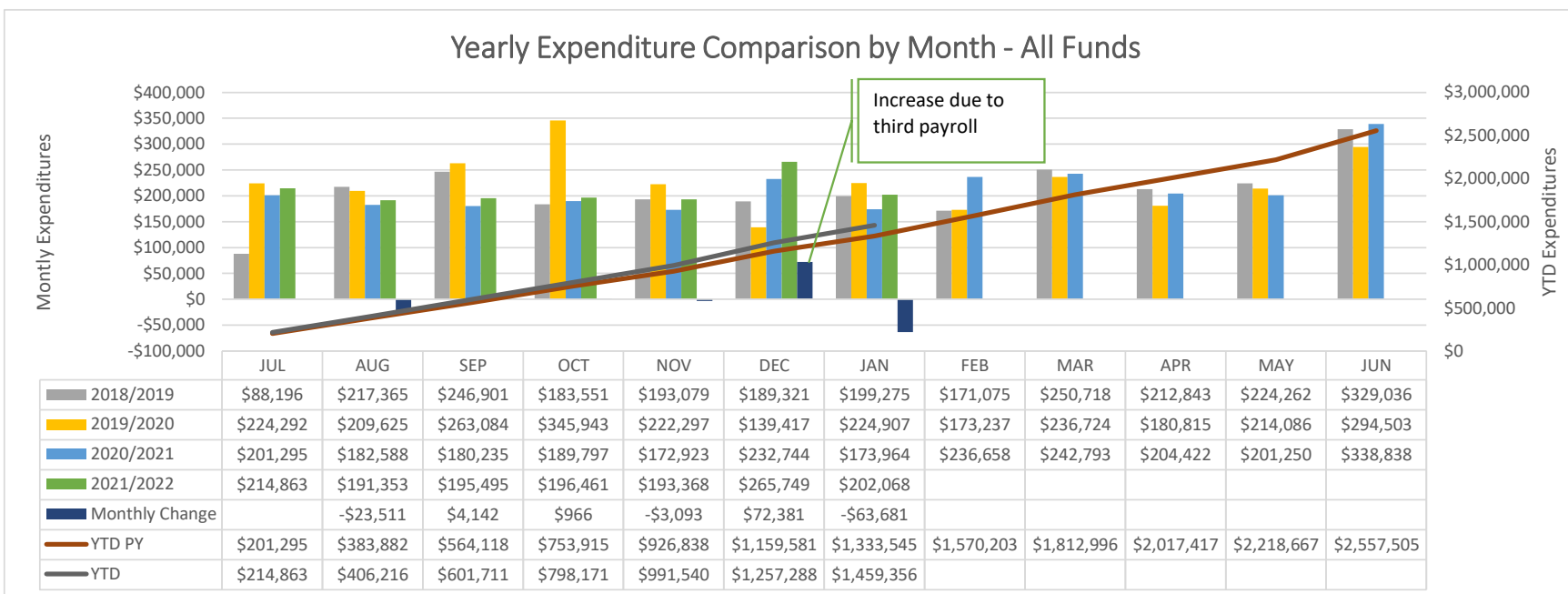
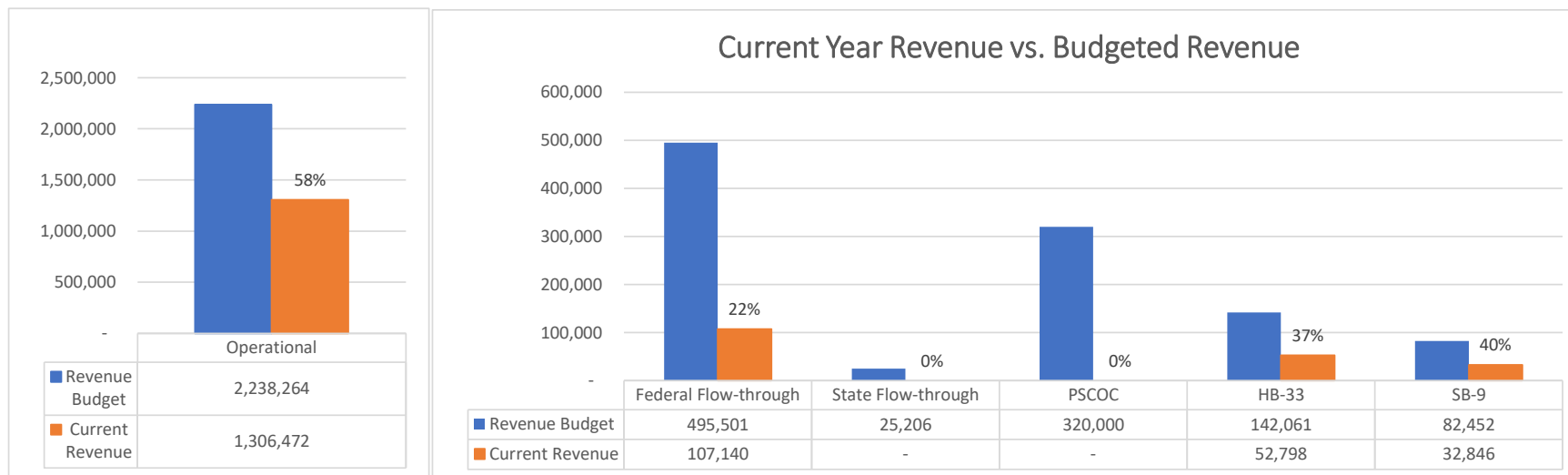
Compliance with Sections 10-15-1 and 22-8-12, NMSA, 1978 Compilation:
A. The requested budget/changes were authorized at a scheduled Board of Education or Governance Council meeting open to the public on:
B. Justification for the transfer: Explanation such as "underbudgeted", "insufficient budget", or "needed to close out Project" ARE NOT ACCEPTABLE. Attach additional sheets if necessary.
ALL TRANSFER BARS MUST NET OUT TO ZERO ON THE DOC. TOTAL LINE.

Health Leadership High School

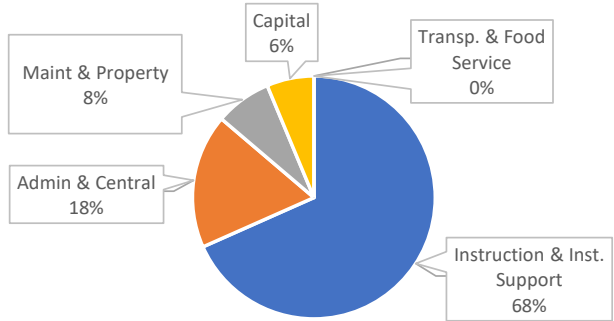
Expenditure Analytical Review

January 31, 2022

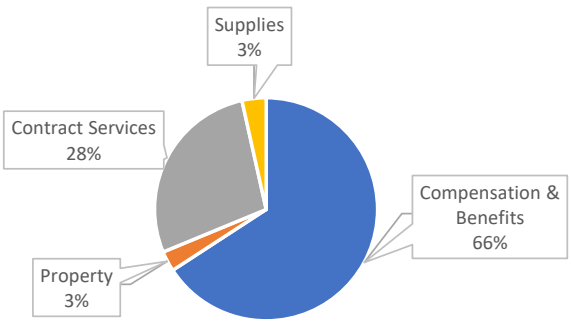




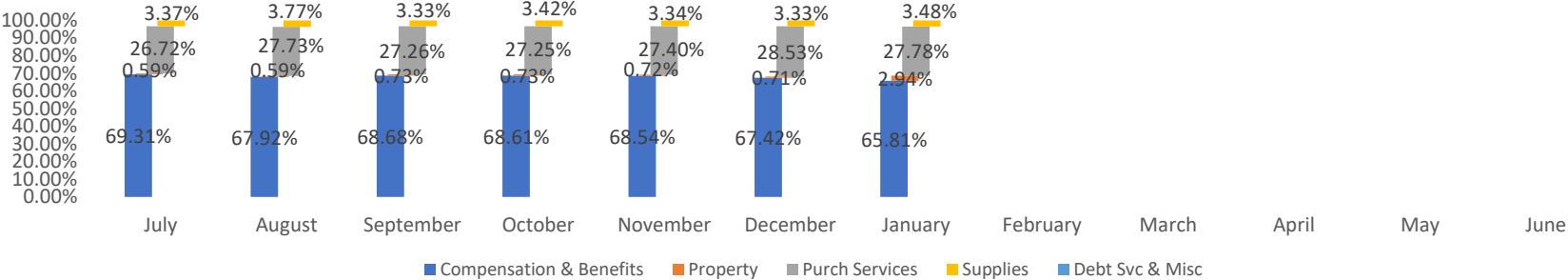
Estimated Expenditures by Function - All Funds



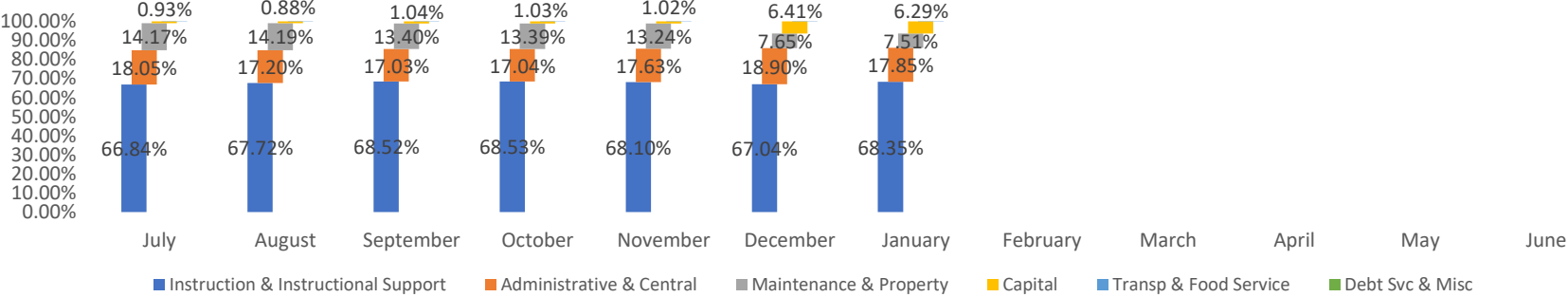
Estimated Expenditures by Object - All Funds

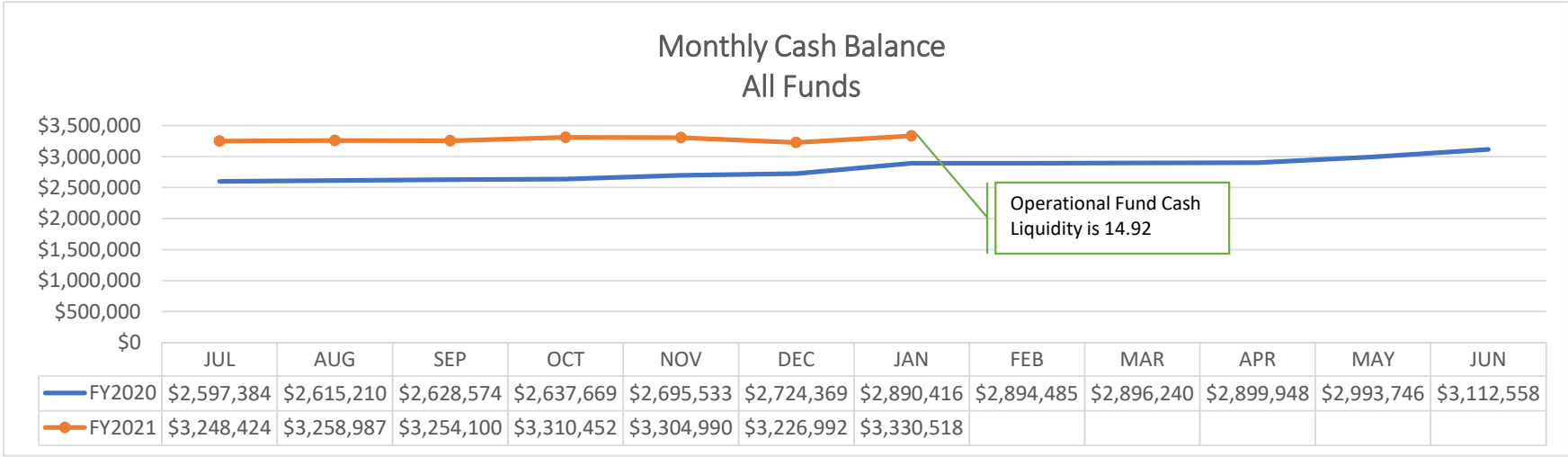


Object Code Change in Percentage by Month
(All Funds - Exp & Encumbrance)



Function Code Change in Percentage by Month
(All Funds - Exp & Encumbrance)





Health Leadership High School Financial Summary

Source	Beginning Fund Balance	Revenue	Expenditure	Net Dec/Inc	Fund Balance	Liabilities	Cash Balance
11000 - Operational Fund	\$ 2,143,643.96	\$ 1,306,471.96	\$ (1,103,223.24)	\$ 203,248.72	\$ 2,346,892.68	\$ 40,317.18	\$ 2,387,209.86
14000 - Inst. Materials Fund	\$ 11,458.55	\$ -	\$ (1,579.20)	\$ (1,579.20)	\$ 9,879.35	\$ -	\$ 9,879.35
23000 - Non-Instruct. Fund	\$ 2,442.50	\$ -	\$ -	\$ -	\$ 2,442.50	\$ -	\$ 2,442.50
24101 - Title I	\$ (21,660.55)	\$ 36,494.18	\$ (50,713.49)	\$ (14,219.31)	\$ (35,879.86)	\$ 4,161.01	\$ (31,718.85)
24106 - IDEA-B	\$ (12,054.84)	\$ 13,700.84	\$ (23,643.01)	\$ (9,942.17)	\$ (21,997.01)	\$ 1,399.22	\$ (20,597.79)
24146 - Charter Schools	\$ (3,465.47)	\$ 3,465.47	\$ (0.00)	\$ 3,465.47	\$ -	\$ -	\$ -
24154 - Title II	\$ (6,470.79)	\$ 8,083.74	\$ (5,612.95)	\$ 2,470.79	\$ (4,000.00)	\$ (0.00)	\$ (4,000.00)
24174 - Carl D Perkins	\$ (1,318.73)	\$ 1,318.73	\$ -	\$ 1,318.73	\$ -	\$ -	\$ -
24176 - Carl Perkins Redistribution	\$ -	\$ 15,743.55	\$ (15,743.55)	\$ -	\$ -	\$ (0.00)	\$ (0.00)
24190 - CSI	\$ (8,503.64)	\$ 8,503.64	\$ -	\$ 8,503.64	\$ -	\$ (0.00)	\$ (0.00)
24191 - HSRD	\$ (21,139.38)	\$ 21,139.38	\$ -	\$ 21,139.38	\$ -	\$ -	\$ -
24301 - CARES Act	\$ (705.90)	\$ 705.90	\$ -	\$ 705.90	\$ -	\$ -	\$ -
24307 - SEL	\$ -	\$ -	\$ (9,131.75)	\$ (9,131.75)	\$ (9,131.75)	\$ -	\$ (9,131.75)
24308 - CRRSA GEER	\$ -	\$ 73,303.88	\$ (140,762.07)	\$ (67,458.19)	\$ (67,458.19)	\$ 6,281.00	\$ (61,177.19)
24309 - CRRSA, SEL	\$ -	\$ -	\$ (1,500.11)	\$ (1,500.11)	\$ (1,500.11)	\$ -	\$ (1,500.11)
24312 - ESSER CRRSA Retention	\$ -	\$ -	\$ -	\$ -	\$ -	\$ (0.00)	\$ (0.00)
24330 - ESSER III	\$ -	\$ -	\$ -	\$ -	\$ -	\$ -	\$ -
26121 - Kellogg Foundation	\$ 2,500.00	\$ -	\$ -	\$ -	\$ 2,500.00	\$ -	\$ 2,500.00
27109 - Inst Mat GAA	\$ 8,099.55	\$ -	\$ (98.65)	\$ (98.65)	\$ 8,000.90	\$ -	\$ 8,000.90
27189 - College Advisor	\$ -	\$ -	\$ -	\$ -	\$ -	\$ 22.94	\$ 22.94
27502 - CTE Program	\$ (32,893.15)	\$ 32,893.15	\$ -	\$ 32,893.15	\$ -	\$ -	\$ -
28182 - Adult Basic Education HED	\$ -	\$ -	\$ (0.00)	\$ (0.00)	\$ (0.00)	\$ 558.32	\$ 558.32
28211 - COVID Testing Program	\$ -	\$ -	\$ (2,136.35)	\$ (2,136.35)	\$ (2,136.35)	\$ -	\$ (2,136.35)
29102 - Direct Grant	\$ (17,999.77)	\$ 54,261.88	\$ (5,241.88)	\$ 49,020.00	\$ 31,020.23	\$ 0.00	\$ 31,020.23
31200 - Lease Assistance	\$ (41,007.50)	\$ 41,007.50	\$ (94,518.00)	\$ (53,510.50)	\$ (94,518.00)	\$ -	\$ (94,518.00)
31400 - Special Capital Outlay	\$ -	\$ -	\$ -	\$ -	\$ -	\$ -	\$ -
31600 - HB-33	\$ 646,180.82	\$ 52,798.42	\$ (527.97)	\$ 52,270.45	\$ 698,451.27	\$ -	\$ 698,451.27
31700 - SB-9 State Match	\$ 1,402.08	\$ -	\$ -	\$ -	\$ 1,402.08	\$ -	\$ 1,402.08
31701 - SB-9 Local	\$ 380,136.52	\$ 26,780.09	\$ (4,923.56)	\$ 21,856.53	\$ 401,993.05	\$ -	\$ 401,993.05
31703 - SB-9 Cash	\$ 5,752.00	\$ 6,066.00	\$ -	\$ 6,066.00	\$ 11,818.00	\$ -	\$ 11,818.00
TOTAL	\$ 3,034,396.26	\$ 1,702,738.31	\$ (1,459,355.78)	\$ 243,382.53	\$ 3,277,778.79	\$ 52,739.67	\$ 3,330,518.46

	Cash in Bank	Prepaid Expense	Receivables	
Bank Statement Ending Balance	3,340,078.98	-	-	3,340,078.98
Uncleared Payments	9,560.52			9,560.52
Uncleared Deposits				
Revised System Cash Balance				3,330,518.46

Health Leadership High School

Check Listing Report

Accounting Cycle: FY21-22; Begin Date: 01/01/2022; End Date: 01/31/2022; Bank: [All]; Sort By Element: Fund; Account Expression: [All]; Created On: 2/11/2022 4:42:00 PM

Check Date	Check Number	Payee	Type	Amount
01/05/2022		Amazon Online	Accounts Payable	\$454.17
01/05/2022	3965	ACES - Assoc. of Charter School Education Services	Accounts Payable	\$10,378.92
01/05/2022	3966	CenturyLink Communications, LLC	Accounts Payable	\$67.40
01/05/2022	3967	CES - Cooperative Education Service	Accounts Payable	\$354.09
01/05/2022	3968	Comnet Consulting, Inc.	Accounts Payable	\$2,966.56
01/05/2022	3969	Ephesus Inc	Accounts Payable	\$22.65
01/05/2022	3970	Ephesus Office Technologies	Accounts Payable	\$70.12
01/05/2022	3971	inAccord P.C.	Accounts Payable	\$3,236.25
01/05/2022	3972	JMP Academy of Professional Development	Accounts Payable	\$1,977.70
01/05/2022	3973	Orkin Pest Control	Accounts Payable	\$90.62
01/05/2022	3974	SG Consulting Services	Accounts Payable	\$539.38
01/12/2022		Amazon Online	Accounts Payable	\$127.64
01/12/2022		PNM	Accounts Payable	\$1,408.72
01/12/2022	3975	Accountability And Compliance Resources LLC	Accounts Payable	\$627.98
01/12/2022	3977	First Choice Community Healthcare, Inc. Advertising	Accounts Payable	\$5,000.00
01/12/2022	3978	Moss Adams LLP Audit	Accounts Payable	\$2,831.72
01/12/2022	3979	NM Gas Company	Accounts Payable	\$177.29
01/12/2022	3980	SEL Launchpad Virtual Training	Accounts Payable	\$1,000.00
01/20/2022	3981	Alarm Research Inc.	Accounts Payable	\$86.30
01/20/2022	3982	Brady Companies LLC	Accounts Payable	\$153.34
01/20/2022	3983	Jive Communications	Accounts Payable	\$675.59
01/20/2022	3984	Public Charter School of New Mexico	Accounts Payable	\$1,131.25
01/20/2022	3985	U-Stor-It Annual Membership	Accounts Payable	\$139.00
01/20/2022	3986	Verizon Wireless	Accounts Payable	\$314.28
01/20/2022	3987	Visa Pcard	Accounts Payable	\$552.62
01/26/2022		Chyno, Ltd. Co.	Accounts Payable	\$19,700.86
01/26/2022		PNM	Accounts Payable	\$1,159.40
01/26/2022	3988	Antoinette Pacheco Facility Acquisition Consultant	Accounts Payable	\$3,595.83
01/26/2022	3989	CenturyLink Communications, LLC	Accounts Payable	\$66.74
01/26/2022	3990	CES - Cooperative Education Service	Accounts Payable	\$307.31
01/26/2022	3991	City Of Albuquerque	Accounts Payable	\$25.00
01/26/2022	3992	Comnet Consulting, Inc.	Accounts Payable	\$2,966.56
01/26/2022	3993	Ephesus Inc	Accounts Payable	\$92.77
01/26/2022	3994	Ephesus Office Technologies	Accounts Payable	\$206.37
01/26/2022	3995	NM Gas Company	Accounts Payable	\$224.75
Sub Total				\$62,729.18

Health Leadership High School

Check Listing Report

Accounting Cycle: FY21-22; Begin Date: 01/01/2022; End Date: 01/31/2022; Bank: [All]; Sort By Element: Fund; Account Expression: [All]; Created On: 2/11/2022 4:41:59 PM

Voucher Number	Bank Name	Account Number	Check Number	Payee	Amount	Type
AP22032	NM Bank and Trust	120106281		Amazon Online	\$127.64	Accounts Payable
Vendor	PO Number	Invoice #	Account Code	Description	Issue Date	Amount
Amazon Online	PO22-0119	434576364485	11000-1000-56118-9000-001752-0000-00000	Liberty Imports Reversible Men's Mesh Athletic Basketball Shorts Single for Team Scrimmage (Black/White, Medium)	11/30/2021	\$97.65
Amazon Online	PO22-0122	573575978757	11000-2400-56118-0000-001752-0000-00000	5 Pack:Men's Athletic V Neck T-Shirt Quick Dry Fit Dri-Fit Short Sleeve Active Wear Training Exercise Fitness Workout Tee Fitness Gym Workout Clothing Undershirt Sports Wicking Top-Set 6,L	12/09/2021	\$29.99
Sub Total						\$127.64
Voucher Number	Bank Name	Account Number	Check Number	Payee	Amount	Type
AP22031	NM Bank and Trust	120106281		Amazon Online	\$454.17	Accounts Payable
Vendor	PO Number	Invoice #	Account Code	Description	Issue Date	Amount
Amazon Online	PO22-0122	97397977753	11000-2400-56118-0000-001752-0000-00000	5 Pack: Womens V Neck T-Shirt Ladies Yoga Top Athletic Tees Active Wear Gym Workout Zumba Exercise Running Essentials Quick Dry Fit Dri Fit Moisture Wicking Basic Clothes - Set 5,L	12/09/2021	\$29.99
Amazon Online	PO22-0122	97397977753	11000-2400-56118-0000-001752-0000-00000	5 Pack: Womens V Neck T-Shirt Ladies Yoga Top Athletic Tees Active Wear Gym Workout Zumba Exercise Running Essentials Quick Dry Fit Dri Fit Moisture Wicking Basic Clothes - Set 5,M	12/09/2021	\$29.99
Amazon Online	PO22-0122	97397977753	11000-2400-56118-0000-001752-0000-00000	5 Pack: Womens V Neck T-Shirt Ladies Yoga Top Athletic Tees Active Wear Gym Workout Zumba Exercise Running Essentials Quick Dry Fit Dri Fit Moisture Wicking Basic Clothes - Set 5,S	12/09/2021	\$29.99
Amazon Online	PO22-0122	97397977753	11000-2400-56118-0000-001752-0000-00000	Gildan Men's Fleece Zip Hooded -Sweatshirt - Sweatshirt, Style G18600, Black, 2X-SweatshirtLarge	12/09/2021	\$14.97
Amazon Online	PO22-0122	97397977753	11000-2400-56118-0000-001752-0000-00000	Gildan Men's Fleece Zip Hooded -Sweatshirt, Style G18600, Black, Large	12/09/2021	\$119.76
Amazon Online	PO22-0122	97397977753	11000-2400-56118-0000-001752-0000-00000	Gildan Men's Fleece Zip Hooded -Sweatshirt, Style G18600, Black, Medium	12/09/2021	\$74.85
Amazon Online	PO22-0122	97397977753	11000-2400-56118-0000-001752-0000-00000	Gildan Men's Fleece Zip Hooded -Sweatshirt, Style G18600, Black, Small	12/09/2021	\$59.88
Amazon Online	PO22-0122	634383968735	11000-2400-56118-0000-001752-0000-00000	Gildan Men's Fleece Zip Hooded -Sweatshirt, Style G18600, Black, X-Large	12/09/2021	\$29.94
Amazon Online	PO22-0122	97397977753	11000-2400-56118-0000-001752-0000-00000	Opna Women's Short Sleeve Moisture Wicking Athletic Shirt, X-Large, Black	12/09/2021	\$29.90
Amazon Online	PO22-0122	97397977753	11000-2400-56118-0000-001752-0000-00000	Opna Women's Short Sleeve Moisture Wicking Athletic Shirt, XX-Large, Black	12/09/2021	\$15.95
Amazon Online	PO22-0122	97397977753	11000-2400-56118-0000-001752-0000-00000	Opna Women's Short Sleeve Moisture Wicking Athletic Shirt, XXXX-Large, Black	12/09/2021	\$18.95

Sub Total						\$454.17
Voucher Number	Bank Name	Account Number	Check Number	Payee	Amount	Type
AP22034	NM Bank and Trust	120106281		Chyno, Ltd. Co.	\$19,700.86	Accounts Payable
Vendor	PO Number	Invoice #	Account Code	Description	Issue Date	Amount
Chyno, Ltd. Co.	PO22-0011	387779432018	11000-2600-54415-0000-001752-0000-00000	Water/Sewage	06/29/2021	\$340.86
Chyno, Ltd. Co.	PO22-0010	February 2022 Rent	11000-2600-54610-0000-001752-0000-00000	Lease of Building	12/27/2021	\$7,545.25
Chyno, Ltd. Co.	PO22-0010	February 2022 Rent	31200-4000-54610-0000-001752-0000-00000	Lease of Building	12/27/2021	\$11,814.75
Sub Total						\$19,700.86
Voucher Number	Bank Name	Account Number	Check Number	Payee	Amount	Type
AP22032	NM Bank and Trust	120106281		PNM	\$1,408.72	Accounts Payable
Vendor	PO Number	Invoice #	Account Code	Description	Issue Date	Amount
PNM	PO22-0042	20211217	11000-2600-54411-0000-001752-0000-00000	Electricity	06/29/2021	\$1,408.72
Sub Total						\$1,408.72
Voucher Number	Bank Name	Account Number	Check Number	Payee	Amount	Type
AP22034	NM Bank and Trust	120106281		PNM	\$1,159.40	Accounts Payable
Vendor	PO Number	Invoice #	Account Code	Description	Issue Date	Amount
PNM	PO22-0042	20220120	11000-2600-54411-0000-001752-0000-00000	Electricity	06/29/2021	\$1,159.40
Sub Total						\$1,159.40
Voucher Number	Bank Name	Account Number	Check Number	Payee	Amount	Type
AP22031	NM Bank and Trust	120106281	3965	ACES - Assoc. of Charter School Education Services	\$10,378.92	Accounts Payable
Vendor	PO Number	Invoice #	Account Code	Description	Issue Date	Amount
ACES - Assoc. of Charter School Education Services	PO22-0024	8762	11000-2500-53414-0000-001752-0000-00000	Business Management Services	06/29/2021	\$10,378.92
Sub Total						\$10,378.92
Voucher Number	Bank Name	Account Number	Check Number	Payee	Amount	Type
AP22031	NM Bank and Trust	120106281	3966	CenturyLink Communications, LLC	\$67.40	Accounts Payable
Vendor	PO Number	Invoice #	Account Code	Description	Issue Date	Amount
CenturyLink Communications, LLC	PO22-0008	499 20211222	11000-2600-54416-0000-001752-0000-00000	Communication Services	06/29/2021	\$67.40
Sub Total						\$67.40
Voucher Number	Bank Name	Account Number	Check Number	Payee	Amount	Type
AP22031	NM Bank and Trust	120106281	3967	CES - Cooperative Education Service	\$354.09	Accounts Payable
Vendor	PO Number	Invoice #	Account Code	Description	Issue Date	Amount
CES - Cooperative Education Service	PO22-0009	36-041372	11000-2100-53211-2000-001752-0000-00000	Diagnostician Services	11/12/2021	\$160.34
CES - Cooperative Education Service	PO22-0009	36-041372	11000-2100-53212-2000-001752-0000-00000	SLP Services	11/12/2021	\$193.75
Sub Total						\$354.09

Voucher Number	Bank Name	Account Number	Check Number	Payee	Amount	Type
AP22031	NM Bank and Trust	120106281	3968	Comnet Consulting, Inc.	\$2,966.56	Accounts Payable
Vendor	PO Number	Invoice #	Account Code	Description	Issue Date	Amount
Comnet Consulting, Inc.	PO22-0014	14760	11000-2500-53414-0000-001752-0000-00000	IT Services	08/04/2021	\$2,966.56
Sub Total						\$2,966.56
Voucher Number	Bank Name	Account Number	Check Number	Payee	Amount	Type
AP22031	NM Bank and Trust	120106281	3969	Ephesus Inc	\$22.65	Accounts Payable
Vendor	PO Number	Invoice #	Account Code	Description	Issue Date	Amount
Ephesus Inc	PO22-0016	AR106140	11000-1000-55915-1010-001752-0000-00000	Copier Maintenance Hp/HP-M3035 and Kyocera/KYO ECO M3145 BLK MFP	12/21/2021	\$22.65
Sub Total						\$22.65
Voucher Number	Bank Name	Account Number	Check Number	Payee	Amount	Type
AP22031	NM Bank and Trust	120106281	3970	Ephesus Office Technologies	\$70.12	Accounts Payable
Vendor	PO Number	Invoice #	Account Code	Description	Issue Date	Amount
Ephesus Office Technologies	PO22-0065	AR106141	11000-2400-55915-0000-001752-0000-00000	Copier Maintenance	08/26/2021	\$65.00
Ephesus Office Technologies	PO22-0065	AR106141	11000-2400-55915-0000-001752-0000-00000	Tax	08/26/2021	\$5.12
Sub Total						\$70.12
Voucher Number	Bank Name	Account Number	Check Number	Payee	Amount	Type
AP22031	NM Bank and Trust	120106281	3971	inAccord P.C.	\$3,236.25	Accounts Payable
Vendor	PO Number	Invoice #	Account Code	Description	Issue Date	Amount
inAccord P.C.	PO22-0019	409	11000-2300-53413-0000-001752-0000-00000	Legal Services	06/29/2021	\$3,236.25
Sub Total						\$3,236.25
Voucher Number	Bank Name	Account Number	Check Number	Payee	Amount	Type
AP22031	NM Bank and Trust	120106281	3972	JMP Academy of Professional Development	\$1,977.70	Accounts Payable
Vendor	PO Number	Invoice #	Account Code	Description	Issue Date	Amount
JMP Academy of Professional Development	PO22-0052	1058	11000-2100-53414-2000-001752-0000-00000	Special Ed Coord PD and Consultant	09/28/2021	\$1,977.70
Sub Total						\$1,977.70
Voucher Number	Bank Name	Account Number	Check Number	Payee	Amount	Type
AP22031	NM Bank and Trust	120106281	3973	Orkin Pest Control	\$90.62	Accounts Payable
Vendor	PO Number	Invoice #	Account Code	Description	Issue Date	Amount
Orkin Pest Control	PO22-0041	221538834	11000-2600-55915-0000-001752-0000-00000	Pest Control	06/29/2021	\$90.62
Sub Total						\$90.62
Voucher Number	Bank Name	Account Number	Check Number	Payee	Amount	Type
AP22031	NM Bank and Trust	120106281	3974	SG Consulting Services	\$539.38	Accounts Payable
Vendor	PO Number	Invoice #	Account Code	Description	Issue Date	Amount
SG Consulting Services	PO22-0036	401	11000-2300-53414-0000-001752-0000-00000	Lobbyist	06/29/2021	\$539.38
Sub Total						\$539.38

Voucher Number	Bank Name	Account Number	Check Number	Payee	Amount	Type
AP22032	NM Bank and Trust	120106281	3975	Accountability And Compliance Resources LLC	\$627.98	Accounts Payable
Vendor	PO Number	Invoice #	Account Code	Description	Issue Date	Amount
Accountability And Compliance Resources LLC	PO22-0002	6379	11000-2100-55915-0000-001752-0000-00000	STARs Reporting Assistance with sales tax	06/29/2021	\$627.98
Sub Total						\$627.98
Voucher Number	Bank Name	Account Number	Check Number	Payee	Amount	Type
AP22032	NM Bank and Trust	120106281	3977	First Choice Community Healthcare, Inc.	\$5,000.00	Accounts Payable
Vendor	PO Number	Invoice #	Account Code	Description	Issue Date	Amount
First Choice Community Healthcare, Inc.	PO22-0129	FCCH #1	11000-2300-55400-0000-001752-0000-00000	Tijeras Film Production	01/12/2022	\$5,000.00
Sub Total						\$5,000.00
Voucher Number	Bank Name	Account Number	Check Number	Payee	Amount	Type
AP22032	NM Bank and Trust	120106281	3978	Moss Adams LLP	\$2,831.72	Accounts Payable
Vendor	PO Number	Invoice #	Account Code	Description	Issue Date	Amount
Moss Adams LLP	PO22-0037	102247628	11000-2300-53411-0000-001752-0000-00000	Financial Audit	01/11/2022	\$2,831.72
Sub Total						\$2,831.72
Voucher Number	Bank Name	Account Number	Check Number	Payee	Amount	Type
AP22032	NM Bank and Trust	120106281	3979	NM Gas Company	\$177.29	Accounts Payable
Vendor	PO Number	Invoice #	Account Code	Description	Issue Date	Amount
NM Gas Company	PO22-0039	20211217	11000-2600-54412-0000-001752-0000-00000	Natural Gas Utility for Building	06/29/2021	\$177.29
Sub Total						\$177.29
Voucher Number	Bank Name	Account Number	Check Number	Payee	Amount	Type
AP22032	NM Bank and Trust	120106281	3980	SEL Launchpad	\$1,000.00	Accounts Payable
Vendor	PO Number	Invoice #	Account Code	Description	Issue Date	Amount
SEL Launchpad	PO22-0049	2036	24309-1000-53330-1010-001752-0000-00000	Half Day Virtual Training (January 6, 2022)	12/27/2021	\$1,000.00
Sub Total						\$1,000.00
Voucher Number	Bank Name	Account Number	Check Number	Payee	Amount	Type
AP22033	NM Bank and Trust	120106281	3981	Alarm Research Inc.	\$86.30	Accounts Payable
Vendor	PO Number	Invoice #	Account Code	Description	Issue Date	Amount
Alarm Research Inc.	PO22-0003	209175	11000-2600-55915-0000-001752-0000-00000	Alarm Services and Inspection	06/29/2021	\$86.30
Sub Total						\$86.30
Voucher Number	Bank Name	Account Number	Check Number	Payee	Amount	Type
AP22033	NM Bank and Trust	120106281	3982	Brady Companies LLC	\$153.34	Accounts Payable
Vendor	PO Number	Invoice #	Account Code	Description	Issue Date	Amount
Brady Companies LLC	PO22-0045	7160551	11000-2600-56118-0000-001752-0000-00000	Custodial Supplies	06/29/2021	\$149.34
Brady Companies LLC	PO22-0045	7160551	11000-2600-56118-0000-001752-0000-00000	Shipping / Fuel	06/29/2021	\$4.00

Sub Total						\$153.34
Voucher Number	Bank Name	Account Number	Check Number	Payee	Amount	Type
AP22033	NM Bank and Trust	120106281	3983	Jive Communications	\$675.59	Accounts Payable
Vendor	PO Number	Invoice #	Account Code	Description	Issue Date	Amount
Jive Communications	PO22-0022	IN7100872044	11000-2600-54416-0000-001752-0000-00000	VoIP - Communication Services	06/29/2021	\$675.59
Sub Total						\$675.59
Voucher Number	Bank Name	Account Number	Check Number	Payee	Amount	Type
AP22033	NM Bank and Trust	120106281	3984	Public Charter School of New Mexico	\$1,131.25	Accounts Payable
Vendor	PO Number	Invoice #	Account Code	Description	Issue Date	Amount
Public Charter School of New Mexico	PO22-0135	MEM2122-1066	11000-2300-53711-0000-001752-0000-00000	Mid-Year sign up discount 50% , Annual membership 2021-2022	01/19/2022	\$1,131.25
Sub Total						\$1,131.25
Voucher Number	Bank Name	Account Number	Check Number	Payee	Amount	Type
AP22033	NM Bank and Trust	120106281	3985	U-Stor-It	\$139.00	Accounts Payable
Vendor	PO Number	Invoice #	Account Code	Description	Issue Date	Amount
U-Stor-It	PO22-0029	3723	11000-2600-54610-0000-001752-0000-00000	Rental for Storage Unit	06/29/2021	\$139.00
Sub Total						\$139.00
Voucher Number	Bank Name	Account Number	Check Number	Payee	Amount	Type
AP22033	NM Bank and Trust	120106281	3986	Verizon Wireless	\$314.28	Accounts Payable
Vendor	PO Number	Invoice #	Account Code	Description	Issue Date	Amount
Verizon Wireless	PO21-0112	9896318452	24308-2600-54416-0000-001752-0000-00000	18-hot spots at \$15/month for 1 year for student use at home. \$15 Access \$2 Content Filtering \$3 Surcharge	12/27/2021	\$314.28
Sub Total						\$314.28
Voucher Number	Bank Name	Account Number	Check Number	Payee	Amount	Type
AP22033	NM Bank and Trust	120106281	3987	Visa Pcard	\$552.62	Accounts Payable
Vendor	PO Number	Invoice #	Account Code	Description	Issue Date	Amount
Visa Pcard	PO22-0124	2445001350500397717741	11000-2400-56118-0000-001752-0000-00000	Purchase pizza for students, not to exceed \$80	12/13/2021	\$77.70
Visa Pcard	PO22-0123	24445001350400160802400	11000-1000-56118-1010-001752-0000-00000	purchasing supplies for end of semester student activities, not to exceed \$300.00	12/13/2021	\$233.04
Visa Pcard	PO22-0125	24193041351000019400015	29102-2400-56118-0000-001752-0000-00000	Staff In Service 12/17/2021. Cheese and Coffee purchase for staff. Not to Exceed \$300.00	12/17/2021	\$241.88
Sub Total						\$552.62
Voucher Number	Bank Name	Account Number	Check Number	Payee	Amount	Type
AP22034	NM Bank and Trust	120106281	3988	Antoinette Pacheco	\$3,595.83	Accounts Payable
Vendor	PO Number	Invoice #	Account Code	Description	Issue Date	Amount
Antoinette Pacheco	PO22-0121	1	11000-2500-53414-0000-001752-0000-00000	Facility Acquisition Consultant	12/09/2021	\$3,333.33
Antoinette Pacheco	PO22-0121	1	11000-2500-53414-0000-001752-0000-00000	Sales Tax	12/09/2021	\$262.50

Sub Total						\$3,595.83
Voucher Number	Bank Name	Account Number	Check Number	Payee	Amount	Type
AP22034	NM Bank and Trust	120106281	3989	CenturyLink Communications, LLC	\$66.74	Accounts Payable
Vendor	PO Number	Invoice #	Account Code	Description	Issue Date	Amount
CenturyLink Communications, LLC	PO22-0008	2539 499 20220122	11000-2600-54416-0000-001752-0000-00000	Communication Services	06/29/2021	\$66.74
Sub Total						\$66.74
Voucher Number	Bank Name	Account Number	Check Number	Payee	Amount	Type
AP22034	NM Bank and Trust	120106281	3990	CES - Cooperative Education Service	\$307.31	Accounts Payable
Vendor	PO Number	Invoice #	Account Code	Description	Issue Date	Amount
CES - Cooperative Education Service	PO22-0009	36-042052	11000-2100-53211-2000-001752-0000-00000	Diagnostician Services	11/12/2021	\$187.06
CES - Cooperative Education Service	PO22-0009	36-042052	11000-2100-53212-2000-001752-0000-00000	SLP Services	11/12/2021	\$120.25
Sub Total						\$307.31
Voucher Number	Bank Name	Account Number	Check Number	Payee	Amount	Type
AP22034	NM Bank and Trust	120106281	3991	City Of Albuquerque	\$25.00	Accounts Payable
Vendor	PO Number	Invoice #	Account Code	Description	Issue Date	Amount
City Of Albuquerque	PO22-0012	2942445	11000-2600-53711-0000-001752-0000-00000	Fire Permit	06/29/2021	\$25.00
Sub Total						\$25.00
Voucher Number	Bank Name	Account Number	Check Number	Payee	Amount	Type
AP22034	NM Bank and Trust	120106281	3992	Comnet Consulting, Inc.	\$2,966.56	Accounts Payable
Vendor	PO Number	Invoice #	Account Code	Description	Issue Date	Amount
Comnet Consulting, Inc.	PO22-0014	14373	11000-2500-53414-0000-001752-0000-00000	IT Services	08/04/2021	\$2,966.56
Sub Total						\$2,966.56
Voucher Number	Bank Name	Account Number	Check Number	Payee	Amount	Type
AP22034	NM Bank and Trust	120106281	3993	Ephesus Inc	\$92.77	Accounts Payable
Vendor	PO Number	Invoice #	Account Code	Description	Issue Date	Amount
Ephesus Inc	PO22-0016	AR107617	11000-1000-55915-1010-001752-0000-00000	Copier Maintenance Hp/HP-M3035 and Kyocera/KYO ECO M3145 BLK MFP	12/21/2021	\$22.65
Ephesus Inc	PO22-0016	AR107618	11000-1000-55915-1010-001752-0000-00000	Copier Maintenance Hp/HP-M3035 and Kyocera/KYO ECO M3145 BLK MFP	12/21/2021	\$70.12
Sub Total						\$92.77
Voucher Number	Bank Name	Account Number	Check Number	Payee	Amount	Type
AP22034	NM Bank and Trust	120106281	3994	Ephesus Office Technologies	\$206.37	Accounts Payable
Vendor	PO Number	Invoice #	Account Code	Description	Issue Date	Amount
Ephesus Office Technologies	PO22-0064	5018576597	11000-1000-54630-1010-001752-0000-00000	For Kyocera TA-6053ci / Pricing based on CES Contract # 2021-15-AC01-ALL for 60 month lease	12/21/2021	\$191.31
Ephesus Office Technologies	PO22-0064	5018576597	11000-1000-54630-1010-001752-0000-00000	Sales Tax for Lease	12/21/2021	\$15.06

Sub Total						\$206.37
Voucher Number	Bank Name	Account Number	Check Number	Payee	Amount	Type
AP22034	NM Bank and Trust	120106281	3995	NM Gas Company	\$224.75	Accounts Payable
Vendor	PO Number	Invoice #	Account Code	Description	Issue Date	Amount
NM Gas Company	PO22-0039	20220120	11000-2600-54412-0000-001752-0000-00000	Natural Gas Utility for Building	06/29/2021	\$224.75
Sub Total						\$224.75
Grand Total						\$62,729.18

Health Leadership High School

Account Summary Report

Cycle: FY21-22; Begin Date: 01/01/2022; End Date: 01/31/2022; Account Type: Revenue; Subtotal Elements: Fund; Account Expression: [All]; Subtotal By Account Type: Yes; Include Unposted Transactions: No; Created On: 2/21/2022 3:03:36 PM

Account Code	Description	Actual (Date Range)	Budget (YTD)	Actual (YTD)	Encumbrance (YTD)	Available (YTD)	% of Budget
11000-0000-41500-0000-001752-0000-000000	Operational-Investment Income	(\$1.94)	\$0.00	(\$1.94)	\$0.00	\$1.94	0.00
11000-0000-41701-0000-001752-0000-000000	Operational-Fees - Activities	(\$76.00)	\$0.00	(\$116.00)	\$0.00	\$116.00	0.00
11000-0000-41920-0000-001752-0000-000000	Operational-Contributions/Donations - Private Sources (Non Categorical)	(\$200.00)	\$0.00	(\$200.00)	\$0.00	\$200.00	0.00
11000-0000-41921-0000-001752-0000-000000	Operational-Instructional - Categorical	\$0.00	\$0.00	(\$500.00)	\$0.00	\$500.00	0.00
11000-0000-43101-0000-001752-0000-000000	State Equalization Guarantee	(\$186,522.01)	(\$2,238,264.00)	(\$1,305,654.02)	\$0.00	(\$932,609.98)	58.33
Subtotal of Element: Revenue		(\$186,799.95)	(\$2,238,264.00)	(\$1,306,471.96)	\$0.00	(\$931,792.04)	58.37
Subtotal of Element: [Fund] 11000 - Operational		(\$186,799.95)	(\$2,238,264.00)	(\$1,306,471.96)	\$0.00	(\$931,792.04)	58.37
24101-0000-41924-0000-001752-0000-000000	Title I - IASA-Flow-through Grants From Districts to Charter Schools	(\$8,166.61)	(\$141,999.00)	(\$36,494.18)	\$0.00	(\$105,504.82)	25.70
Subtotal of Element: Revenue		(\$8,166.61)	(\$141,999.00)	(\$36,494.18)	\$0.00	(\$105,504.82)	25.70
Subtotal of Element: [Fund] 24101 - Title I - IASA		(\$8,166.61)	(\$141,999.00)	(\$36,494.18)	\$0.00	(\$105,504.82)	25.70
24106-0000-41924-0000-001752-0000-000000	Entitlement IDEA-B-Flow-through Grants From Districts to Charter Schools	\$0.00	(\$43,061.00)	(\$13,700.84)	\$0.00	(\$29,360.16)	31.81
Subtotal of Element: Revenue		\$0.00	(\$43,061.00)	(\$13,700.84)	\$0.00	(\$29,360.16)	31.82
Subtotal of Element: [Fund] 24106 - Entitlement IDEA-B		\$0.00	(\$43,061.00)	(\$13,700.84)	\$0.00	(\$29,360.16)	31.82
24146-0000-41924-0000-001752-0000-000000	Charter Schools-Flow-through Grants From Districts to Charter Schools	\$0.00	\$0.00	(\$3,465.47)	\$0.00	\$3,465.47	0.00
Subtotal of Element: Revenue		\$0.00	\$0.00	(\$3,465.47)	\$0.00	\$3,465.47	0.00
Subtotal of Element: [Fund] 24146 - Charter Schools		\$0.00	\$0.00	(\$3,465.47)	\$0.00	\$3,465.47	0.00
24153-0000-41924-0000-001752-0000-000000	English Language Acquisition-Flow-through Grants From Districts to Charter Schools	\$0.00	(\$1,825.00)	\$0.00	\$0.00	(\$1,825.00)	0.00
Subtotal of Element: Revenue		\$0.00	(\$1,825.00)	\$0.00	\$0.00	(\$1,825.00)	0.00
Subtotal of Element: [Fund] 24153 - English Language Acquisition		\$0.00	(\$1,825.00)	\$0.00	\$0.00	(\$1,825.00)	0.00
24154-0000-41924-0000-001752-0000-000000	Teacher/Principal Training & Recruiting-Flow-through Grants From Districts to Charter Schools	(\$1,612.95)	(\$7,916.00)	(\$8,083.74)	\$0.00	\$167.74	102.11
Subtotal of Element: Revenue		(\$1,612.95)	(\$7,916.00)	(\$8,083.74)	\$0.00	\$167.74	102.12
Subtotal of Element: [Fund] 24154 - Teacher/Principal Training & Recruiting		(\$1,612.95)	(\$7,916.00)	(\$8,083.74)	\$0.00	\$167.74	102.12
24174-0000-41924-0000-001752-0000-000000	Carl D Perkins Secondary - Current-Flow-through Grants From Districts to Charter Schools	\$0.00	(\$7,051.00)	(\$1,318.73)	\$0.00	(\$5,732.27)	18.70
Subtotal of Element: Revenue		\$0.00	(\$7,051.00)	(\$1,318.73)	\$0.00	(\$5,732.27)	18.70
Subtotal of Element: [Fund] 24174 - Carl D Perkins Secondary - Current		\$0.00	(\$7,051.00)	(\$1,318.73)	\$0.00	(\$5,732.27)	18.70
24176-0000-41924-0000-001752-0000-000000	Carl D Perkins Secondary - Redistribution-Flow-through Grants From Districts to Charter Schools	\$0.00	(\$16,644.00)	(\$15,743.55)	\$0.00	(\$900.45)	94.58

Subtotal of Element: Revenue		\$0.00	(\$16,644.00)	(\$15,743.55)	\$0.00	(\$900.45)	94.59
Subtotal of Element: [Fund] 24176 - Carl D Perkins Secondary - Redistribution		\$0.00	(\$16,644.00)	(\$15,743.55)	\$0.00	(\$900.45)	94.59
24190-0000-41924-0000-001752-0000-000000	Comprehensive Support and Improvement (CSI)-Flow-through Grants From Districts to Charter Schools	\$0.00	\$0.00	(\$8,503.64)	\$0.00	\$8,503.64	0.00
Subtotal of Element: Revenue		\$0.00	\$0.00	(\$8,503.64)	\$0.00	\$8,503.64	0.00
Subtotal of Element: [Fund] 24190 - Comprehensive Support and Improvement (CSI)		\$0.00	\$0.00	(\$8,503.64)	\$0.00	\$8,503.64	0.00
24191-0000-41924-0000-001752-0000-000000	Title I - HS Redesign-Flow-through Grants From Districts to Charter Schools	\$0.00	\$0.00	(\$21,139.38)	\$0.00	\$21,139.38	0.00
Subtotal of Element: Revenue		\$0.00	\$0.00	(\$21,139.38)	\$0.00	\$21,139.38	0.00
Subtotal of Element: [Fund] 24191 - Title I - HS Redesign		\$0.00	\$0.00	(\$21,139.38)	\$0.00	\$21,139.38	0.00
24301-0000-41924-0000-001752-0000-000000	CARES Act - Revenue	\$0.00	\$0.00	(\$705.90)	\$0.00	\$705.90	0.00
Subtotal of Element: Revenue		\$0.00	\$0.00	(\$705.90)	\$0.00	\$705.90	0.00
Subtotal of Element: [Fund] 24301 - CARES Act		\$0.00	\$0.00	(\$705.90)	\$0.00	\$705.90	0.00
24308-0000-41924-0000-001752-0000-000000	CRRSA, ESSER II-Flow-through Grants From Districts to Charter Schools	\$0.00	(\$274,937.00)	(\$73,303.88)	\$0.00	(\$201,633.12)	26.66
Subtotal of Element: Revenue		\$0.00	(\$274,937.00)	(\$73,303.88)	\$0.00	(\$201,633.12)	26.66
Subtotal of Element: [Fund] 24308 - CRRSA, ESSER II		\$0.00	(\$274,937.00)	(\$73,303.88)	\$0.00	(\$201,633.12)	26.66
24312-0000-41924-0000-001752-0000-000000	ESSER CRRSA Retention Stipend-Flow-through Grants From Districts to Charter Schools	\$0.00	(\$2,068.00)	\$0.00	\$0.00	(\$2,068.00)	0.00
Subtotal of Element: Revenue		\$0.00	(\$2,068.00)	\$0.00	\$0.00	(\$2,068.00)	0.00
Subtotal of Element: [Fund] 24312 - ESSER CRRSA Retention Stipend		\$0.00	(\$2,068.00)	\$0.00	\$0.00	(\$2,068.00)	0.00
26222-0000-46100-0000-001752-0000-000000	Emergency Connectivity Fund FCC-Access Board (e-Rate)	\$0.00	(\$79,137.00)	\$0.00	\$0.00	(\$79,137.00)	0.00
Subtotal of Element: Revenue		\$0.00	(\$79,137.00)	\$0.00	\$0.00	(\$79,137.00)	0.00
Subtotal of Element: [Fund] 26222 - Emergency Connectivity Fund FCC		\$0.00	(\$79,137.00)	\$0.00	\$0.00	(\$79,137.00)	0.00
27107-0000-43202-0000-001752-0000-000000	Library GO Bonds-State Flow-through Grant	\$0.00	(\$2,778.00)	\$0.00	\$0.00	(\$2,778.00)	0.00
27107-0000-43204-0000-001752-0000-000000	Library GO Bonds-Prior Year Balances	\$0.00	(\$3,618.00)	\$0.00	\$0.00	(\$3,618.00)	0.00
Subtotal of Element: Revenue		\$0.00	(\$6,396.00)	\$0.00	\$0.00	(\$6,396.00)	0.00
Subtotal of Element: [Fund] 27107 - Library GO Bonds		\$0.00	(\$6,396.00)	\$0.00	\$0.00	(\$6,396.00)	0.00
27502-0000-41924-0000-001752-0000-000000	Student Advisement Plan-Flow-through Grants From Districts to Charter Schools	\$0.00	(\$18,810.00)	(\$32,893.15)	\$0.00	\$14,083.15	174.87
Subtotal of Element: Revenue		\$0.00	(\$18,810.00)	(\$32,893.15)	\$0.00	\$14,083.15	174.87
Subtotal of Element: [Fund] 27502 - Student Advisement Plan		\$0.00	(\$18,810.00)	(\$32,893.15)	\$0.00	\$14,083.15	174.87
29102-0000-43214-0000-001752-0000-61005	Private Dir Grants (Categorical)-Inter-Governmental Contract Revenue/REC	\$0.00	\$0.00	(\$54,261.88)	\$0.00	\$54,261.88	0.00
Subtotal of Element: Revenue		\$0.00	\$0.00	(\$54,261.88)	\$0.00	\$54,261.88	0.00
Subtotal of Element: [Fund] 29102 - Private Dir Grants (Categorical)		\$0.00	\$0.00	(\$54,261.88)	\$0.00	\$54,261.88	0.00
31200-0000-43209-0000-001752-0000-000000	Public School Capital Outlay-PSCOC Awards	\$0.00	(\$141,777.00)	(\$41,007.50)	\$0.00	(\$100,769.50)	28.92

Subtotal of Element: Revenue		\$0.00	(\$141,777.00)	(\$41,007.50)	\$0.00	(\$100,769.50)	28.92
Subtotal of Element: [Fund] 31200 - Public School Capital Outlay		\$0.00	(\$141,777.00)	(\$41,007.50)	\$0.00	(\$100,769.50)	28.92
31400-0000-43202-0000-001752-0000-000000	Special Capital Outlay-State-State Flow-through Grant	\$0.00	(\$175,000.00)	\$0.00	\$0.00	(\$175,000.00)	0.00
31400-0000-43204-0000-001752-0000-000000	Special Capital Outlay-State-Prior Year Balances	\$0.00	(\$145,000.00)	\$0.00	\$0.00	(\$145,000.00)	0.00
Subtotal of Element: Revenue		\$0.00	(\$320,000.00)	\$0.00	\$0.00	(\$320,000.00)	0.00
Subtotal of Element: [Fund] 31400 - Special Capital Outlay-State		\$0.00	(\$320,000.00)	\$0.00	\$0.00	(\$320,000.00)	0.00
31600-0000-41110-0000-001752-0000-000000	Capital Improvements HB-33-Ad Valorem Taxes - School District	(\$45,791.81)	(\$142,061.00)	(\$52,798.42)	\$0.00	(\$89,262.58)	37.16
Subtotal of Element: Revenue		(\$45,791.81)	(\$142,061.00)	(\$52,798.42)	\$0.00	(\$89,262.58)	37.17
Subtotal of Element: [Fund] 31600 - Capital Improvements HB-33		(\$45,791.81)	(\$142,061.00)	(\$52,798.42)	\$0.00	(\$89,262.58)	37.17
31700-0000-43204-0000-001752-0000-000000	Capital Improvements SB-9-Prior Year Balances	\$0.00	(\$4,443.00)	\$0.00	\$0.00	(\$4,443.00)	0.00
Subtotal of Element: Revenue		\$0.00	(\$4,443.00)	\$0.00	\$0.00	(\$4,443.00)	0.00
Subtotal of Element: [Fund] 31700 - Capital Improvements SB-9		\$0.00	(\$4,443.00)	\$0.00	\$0.00	(\$4,443.00)	0.00
31701-0000-41110-0000-001752-0000-000000	Capital Improvements SB-9 Local-Ad Valorem Taxes - School District	(\$23,265.15)	(\$71,943.00)	(\$26,780.09)	\$0.00	(\$45,162.91)	37.22
Subtotal of Element: Revenue		(\$23,265.15)	(\$71,943.00)	(\$26,780.09)	\$0.00	(\$45,162.91)	37.22
Subtotal of Element: [Fund] 31701 - Capital Improvements SB-9 Local		(\$23,265.15)	(\$71,943.00)	(\$26,780.09)	\$0.00	(\$45,162.91)	37.22
31703-0000-43202-0000-001752-0000-000000	SB-9 State Match Cash-State Flow-through Grant	(\$6,066.00)	(\$6,066.00)	(\$6,066.00)	\$0.00	\$0.00	100.00
Subtotal of Element: Revenue		(\$6,066.00)	(\$6,066.00)	(\$6,066.00)	\$0.00	\$0.00	100.00
Subtotal of Element: [Fund] 31703 - SB-9 State Match Cash		(\$6,066.00)	(\$6,066.00)	(\$6,066.00)	\$0.00	\$0.00	100.00
Grand Total		(\$271,702.47)	(\$3,524,398.00)	(\$1,702,738.31)	\$0.00	(\$1,821,659.69)	48.31

Health Leadership High School

Rollup Report

Cycle: FY21-22; 1st Detail Element: Fund; 1st Detail Level: Detailed; 2nd Detail Element: Object; 2nd Detail Level: Highest; 3rd Detail Element: None; 3rd Detail Level: None; 4th Detail Element: None; 4th Detail Level: None; 5th Detail Element: None; 5th Detail Level: None; Account Expression: ([Object] >= "5") ; 1st Subtotal Element: Fund; 1st Subtotal Rollup Level: Detailed; 2nd Subtotal Element: None; 2nd Subtotal Rollup Level: None; 3rd Subtotal Element: None; 3rd Subtotal Rollup Level: None; 4th Subtotal Element: None; 4th Subtotal Rollup Level: None; 5th Subtotal Element: None; 5th Subtotal Rollup Level: None; Begin Date: 01/01/2022; End Date: 01/31/2022; Subtotal on Account Type: No; Include Encumbrances: Yes; Created On: 2/21/2022 3:12:06 PM

Fund	Object	Actuals (Selected Range)	Adopted Budget	Current Budget	Actuals (YTD)	Encumbrances (YTD)	Available	% of Budget
11000 - Operational	51000 - Personnel Services - Compensation	\$76,824.98	\$1,100,066.00	\$1,131,001.00	\$558,036.93	\$444,573.45	\$128,390.62	49.34
11000 - Operational	52000 - Personnel Services - Employee Benefits	\$28,654.47	\$428,033.00	\$427,115.00	\$212,216.50	\$161,905.73	\$52,992.77	49.69
11000 - Operational	53000 - Purchased Professional and Technical Services	\$30,310.57	\$259,995.00	\$295,084.00	\$146,955.31	\$137,389.93	\$10,738.76	49.80
11000 - Operational	54000 - Purchased Property Services	\$12,011.37	\$291,973.00	\$295,483.00	\$84,671.42	\$64,506.99	\$146,304.59	28.66
11000 - Operational	55000 - Other Purchased Services	\$5,990.44	\$98,356.00	\$101,953.00	\$60,057.48	\$34,856.53	\$7,038.99	58.91
11000 - Operational	56000 - Supplies	\$1,045.89	\$163,209.00	\$167,302.00	\$40,439.85	\$24,021.64	\$102,840.51	24.17
11000 - Operational	57000 - Property	\$0.00	\$1,996,632.00	\$1,963,970.00	\$845.75	\$0.00	\$1,963,124.25	0.04
Subtotal of Element: [Fund] 11000 - Operational		\$154,837.72	\$4,338,264.00	\$4,381,908.00	\$1,103,223.24	\$867,254.27	\$2,411,430.49	
14000 - Instructional Materials	56000 - Supplies	\$0.00	\$11,000.00	\$11,459.00	\$1,579.20	\$9,879.35	\$0.45	13.78
Subtotal of Element: [Fund] 14000 - Instructional Materials		\$0.00	\$11,000.00	\$11,459.00	\$1,579.20	\$9,879.35	\$0.45	
23000 - Non-Instructional Support	56000 - Supplies	\$0.00	\$2,443.00	\$2,443.00	\$0.00	\$0.00	\$2,443.00	0.00
Subtotal of Element: [Fund] 23000 - Non-Instructional Support		\$0.00	\$2,443.00	\$2,443.00	\$0.00	\$0.00	\$2,443.00	
24101 - Title I - IASA	51000 - Personnel Services - Compensation	\$8,468.02	\$40,009.00	\$102,809.00	\$37,714.54	\$50,808.09	\$14,286.37	36.68
24101 - Title I - IASA	52000 - Personnel Services - Employee Benefits	\$2,967.61	\$14,175.00	\$37,841.00	\$12,998.95	\$17,735.26	\$7,106.79	34.35
24101 - Title I - IASA	53000 - Purchased Professional and Technical Services	\$0.00	\$100.00	\$100.00	\$0.00	\$0.00	\$100.00	0.00
24101 - Title I - IASA	56000 - Supplies	\$0.00	\$1,249.00	\$1,249.00	\$0.00	\$80.00	\$1,169.00	0.00
Subtotal of Element: [Fund] 24101 - Title I - IASA		\$11,435.63	\$55,533.00	\$141,999.00	\$50,713.49	\$68,623.35	\$22,662.16	
24106 - Entitlement IDEA-B	51000 - Personnel Services - Compensation	\$2,367.00	\$30,771.00	\$30,771.00	\$16,569.00	\$14,202.00	\$0.00	53.85
24106 - Entitlement IDEA-B	52000 - Personnel Services - Employee Benefits	\$802.22	\$10,740.00	\$10,740.00	\$5,524.01	\$3,979.78	\$1,236.21	51.43
24106 - Entitlement IDEA-B	56000 - Supplies	\$0.00	\$1,550.00	\$1,550.00	\$1,550.00	\$0.00	\$0.00	100.00
Subtotal of Element: [Fund] 24106 - Entitlement IDEA-B		\$3,169.22	\$43,061.00	\$43,061.00	\$23,643.01	\$18,181.78	\$1,236.21	
24153 - English Language Acquisition	56000 - Supplies	\$0.00	\$1,825.00	\$1,825.00	\$0.00	\$0.00	\$1,825.00	0.00
Subtotal of Element: [Fund] 24153 - English Language Acquisition		\$0.00	\$1,825.00	\$1,825.00	\$0.00	\$0.00	\$1,825.00	
24154 - Teacher/Principal Training & Recruiting	51000 - Personnel Services - Compensation	\$0.00	\$4,000.00	\$4,000.00	\$1,500.00	\$0.00	\$2,500.00	37.50
24154 - Teacher/Principal Training & Recruiting	52000 - Personnel Services - Employee Benefits	\$0.00	\$994.00	\$994.00	\$112.95	\$0.00	\$881.05	11.36

24154 - Teacher/Principal Training & Recruiting	53000 - Purchased Professional and Technical Services	\$0.00	\$2,922.00	\$2,922.00	\$4,000.00	\$3,784.00	(\$4,862.00)	136.89
Subtotal of Element: [Fund] 24154 - Teacher/Principal Training & Recruiting		\$0.00	\$7,916.00	\$7,916.00	\$5,612.95	\$3,784.00	(\$1,480.95)	
24174 - Carl D Perkins Secondary - Current	51000 - Personnel Services - Compensation	\$0.00	\$3,000.00	\$3,000.00	\$0.00	\$0.00	\$3,000.00	0.00
24174 - Carl D Perkins Secondary - Current	52000 - Personnel Services - Employee Benefits	\$0.00	\$733.00	\$733.00	\$0.00	\$0.00	\$733.00	0.00
24174 - Carl D Perkins Secondary - Current	53000 - Purchased Professional and Technical Services	\$0.00	\$1,519.00	\$1,519.00	\$0.00	\$0.00	\$1,519.00	0.00
24174 - Carl D Perkins Secondary - Current	55000 - Other Purchased Services	\$0.00	\$280.00	\$280.00	\$0.00	\$0.00	\$280.00	0.00
24174 - Carl D Perkins Secondary - Current	56000 - Supplies	\$0.00	\$1,519.00	\$1,519.00	\$0.00	\$0.00	\$1,519.00	0.00
Subtotal of Element: [Fund] 24174 - Carl D Perkins Secondary - Current		\$0.00	\$7,051.00	\$7,051.00	\$0.00	\$0.00	\$7,051.00	
24176 - Carl D Perkins Secondary - Redistribution	51000 - Personnel Services - Compensation	\$0.00		\$0.00	\$1,244.75	\$0.00	(\$1,244.75)	
24176 - Carl D Perkins Secondary - Redistribution	53000 - Purchased Professional and Technical Services	\$0.00	\$16,644.00	\$3,599.00	\$1,376.55	\$0.00	\$2,222.45	38.25
24176 - Carl D Perkins Secondary - Redistribution	57000 - Property	\$0.00		\$13,045.00	\$13,122.25	\$0.00	(\$77.25)	100.59
Subtotal of Element: [Fund] 24176 - Carl D Perkins Secondary - Redistribution		\$0.00	\$16,644.00	\$16,644.00	\$15,743.55	\$0.00	\$900.45	
24307 - Social Emotional Learning	51000 - Personnel Services - Compensation	\$0.00		\$0.00	\$420.00	\$0.00	(\$420.00)	
24307 - Social Emotional Learning	52000 - Personnel Services - Employee Benefits	\$0.00		\$0.00	\$102.50	\$0.00	(\$102.50)	
24307 - Social Emotional Learning	53000 - Purchased Professional and Technical Services	\$0.00		\$0.00	\$1,800.00	\$0.00	(\$1,800.00)	
24307 - Social Emotional Learning	56000 - Supplies	\$0.00		\$0.00	\$6,809.25	\$0.00	(\$6,809.25)	
Subtotal of Element: [Fund] 24307 - Social Emotional Learning		\$0.00		\$0.00	\$9,131.75	\$0.00	(\$9,131.75)	
24308 - CRRSA, ESSER II	51000 - Personnel Services - Compensation	\$12,004.08	\$198,886.00	\$162,878.00	\$94,171.96	\$66,022.40	\$2,683.64	57.82
24308 - CRRSA, ESSER II	52000 - Personnel Services - Employee Benefits	\$4,423.12	\$72,770.00	\$73,384.00	\$32,580.36	\$24,962.28	\$15,841.36	44.40
24308 - CRRSA, ESSER II	53000 - Purchased Professional and Technical Services	\$0.00		\$35,394.00	\$8,500.00	\$21,500.00	\$5,394.00	24.02
24308 - CRRSA, ESSER II	54000 - Purchased Property Services	\$314.28		\$0.00	\$2,228.40	\$720.00	(\$2,948.40)	
24308 - CRRSA, ESSER II	56000 - Supplies	\$0.00	\$3,281.00	\$3,281.00	\$3,281.35	\$0.00	(\$0.35)	100.01
Subtotal of Element: [Fund] 24308 - CRRSA, ESSER II		\$16,741.48	\$274,937.00	\$274,937.00	\$140,762.07	\$113,204.68	\$20,970.25	
24309 - CRRSA - SEL	53000 - Purchased Professional and Technical Services	\$1,000.00		\$0.00	\$1,000.00	\$0.00	(\$1,000.00)	
24309 - CRRSA - SEL	56000 - Supplies	\$0.00		\$0.00	\$500.11	\$0.00	(\$500.11)	
Subtotal of Element: [Fund] 24309 - CRRSA - SEL		\$1,000.00		\$0.00	\$1,500.11	\$0.00	(\$1,500.11)	
24312 - ESSER CRRSA Retention Stipend	51000 - Personnel Services - Compensation	\$0.00		\$2,068.00	\$0.00	\$0.00	\$2,068.00	0.00

Subtotal of Element: [Fund] 24312 - ESSER CRRSA Retention Stipend		\$0.00		\$2,068.00	\$0.00	\$0.00	\$2,068.00	
26222 - Emergency Connectivity Fund FCC	53000 - Purchased Professional and Technical Services	\$0.00		\$3,847.00	\$0.00	\$0.00	\$3,847.00	0.00
26222 - Emergency Connectivity Fund FCC	57000 - Property	\$0.00		\$75,290.00	\$0.00	\$59,866.22	\$15,423.78	0.00
Subtotal of Element: [Fund] 26222 - Emergency Connectivity Fund FCC		\$0.00		\$79,137.00	\$0.00	\$59,866.22	\$19,270.78	
27107 - Library GO Bonds	56000 - Supplies	\$0.00	\$2,778.00	\$2,778.00	\$0.00	\$3,074.22	(\$296.22)	0.00
27107 - Library GO Bonds	57000 - Property	\$0.00	\$3,618.00	\$3,618.00	\$0.00	\$0.00	\$3,618.00	0.00
Subtotal of Element: [Fund] 27107 - Library GO Bonds		\$0.00	\$6,396.00	\$6,396.00	\$0.00	\$3,074.22	\$3,321.78	
27109 - Instructional Materials	56000 - Supplies	\$0.00	\$7,737.00	\$7,737.00	\$98.65	\$1,303.40	\$6,334.95	1.28
Subtotal of Element: [Fund] 27109 - Instructional Materials		\$0.00	\$7,737.00	\$7,737.00	\$98.65	\$1,303.40	\$6,334.95	
27502 - Student Advisement Plan	51000 - Personnel Services - Compensation	\$0.00	\$1,500.00	\$1,500.00	\$0.00	\$0.00	\$1,500.00	0.00
27502 - Student Advisement Plan	52000 - Personnel Services - Employee Benefits	\$0.00	\$373.00	\$373.00	\$0.00	\$0.00	\$373.00	0.00
27502 - Student Advisement Plan	53000 - Purchased Professional and Technical Services	\$0.00	\$16,937.00	\$16,937.00	\$0.00	\$0.00	\$16,937.00	0.00
Subtotal of Element: [Fund] 27502 - Student Advisement Plan		\$0.00	\$18,810.00	\$18,810.00	\$0.00	\$0.00	\$18,810.00	
28211 - NMSchools Covid19 TestProgDOH	51000 - Personnel Services - Compensation	\$1,707.31		\$0.00	\$1,707.31	\$0.00	(\$1,707.31)	
28211 - NMSchools Covid19 TestProgDOH	52000 - Personnel Services - Employee Benefits	\$429.04		\$0.00	\$429.04	\$0.00	(\$429.04)	
Subtotal of Element: [Fund] 28211 - NMSchools Covid19 TestProgDOH		\$2,136.35		\$0.00	\$2,136.35	\$0.00	(\$2,136.35)	
29102 - Private Dir Grants (Categorical)	55000 - Other Purchased Services	\$0.00		\$10,000.00	\$5,000.00	\$0.00	\$5,000.00	50.00
29102 - Private Dir Grants (Categorical)	56000 - Supplies	\$241.88	\$4,000.00	\$4,000.00	\$241.88	\$58.12	\$3,700.00	6.05
29102 - Private Dir Grants (Categorical)	57000 - Property	\$0.00	\$36,669.00	\$26,669.00	\$0.00	\$0.00	\$26,669.00	0.00
Subtotal of Element: [Fund] 29102 - Private Dir Grants (Categorical)		\$241.88	\$40,669.00	\$40,669.00	\$5,241.88	\$58.12	\$35,369.00	
31200 - Public School Capital Outlay	54000 - Purchased Property Services	\$11,814.75	\$0.00	\$141,777.00	\$94,518.00	\$47,259.00	\$0.00	66.67
Subtotal of Element: [Fund] 31200 - Public School Capital Outlay		\$11,814.75	\$0.00	\$141,777.00	\$94,518.00	\$47,259.00	\$0.00	
31400 - Special Capital Outlay-State	53000 - Purchased Professional and Technical Services	\$0.00	\$20,200.00	\$20,200.00	\$0.00	\$0.00	\$20,200.00	0.00
31400 - Special Capital Outlay-State	54000 - Purchased Property Services	\$0.00	\$150,000.00	\$150,000.00	\$0.00	\$21,791.76	\$128,208.24	0.00
31400 - Special Capital Outlay-State	57000 - Property	\$0.00	\$149,800.00	\$149,800.00	\$0.00	\$0.00	\$149,800.00	0.00
Subtotal of Element: [Fund] 31400 - Special Capital Outlay-State		\$0.00	\$320,000.00	\$320,000.00	\$0.00	\$21,791.76	\$298,208.24	
31600 - Capital Improvements HB-33	53000 - Purchased Professional and Technical Services	\$457.91	\$2,131.00	\$5,862.00	\$527.97	\$0.00	\$5,334.03	9.01
31600 - Capital Improvements HB-33	57000 - Property	\$0.00	\$782,380.00	\$782,380.00	\$0.00	\$0.00	\$782,380.00	0.00
Subtotal of Element: [Fund] 31600 - Capital Improvements HB-33		\$457.91	\$784,511.00	\$788,242.00	\$527.97	\$0.00	\$787,714.03	

31700 - Capital Improvements SB-9	57000 - Property	\$0.00	\$4,443.00	\$4,443.00	\$0.00	\$0.00	\$4,443.00	0.00
Subtotal of Element: [Fund] 31700 - Capital Improvements SB-9		\$0.00	\$4,443.00	\$4,443.00	\$0.00	\$0.00	\$4,443.00	
31701 - Capital Improvements SB-9 Local	53000 - Purchased Professional and Technical Services	\$232.65	\$1,080.00	\$1,080.00	\$267.81	\$0.00	\$812.19	24.80
31701 - Capital Improvements SB-9 Local	57000 - Property	\$0.00	\$449,772.00	\$451,000.00	\$4,655.75	\$0.00	\$446,344.25	1.03
Subtotal of Element: [Fund] 31701 - Capital Improvements SB-9 Local		\$232.65	\$450,852.00	\$452,080.00	\$4,923.56	\$0.00	\$447,156.44	
31703 - SB-9 State Match Cash	57000 - Property	\$0.00	\$11,818.00	\$11,818.00	\$0.00	\$0.00	\$11,818.00	0.00
Subtotal of Element: [Fund] 31703 - SB-9 State Match Cash		\$0.00	\$11,818.00	\$11,818.00	\$0.00	\$0.00	\$11,818.00	
Grand Total		\$202,067.59	\$6,403,910.00	\$6,762,420.00	\$1,459,355.78	\$1,214,280.15	\$4,088,784.07	

Health Leadership High School

Account Summary Report

Cycle: FY21-22; Begin Date: 01/01/2022; End Date: 01/31/2022; Account Type: Expenditure; Subtotal Elements: Fund,Function; Account Expression: [All]; Subtotal By Account Type: Yes; Include Unposted Transactions: No; Created On: 2/21/2022 3:08:07 PM

Account Code	Description	Actual (Date Range)	Budget (YTD)	Actual (YTD)	Encumbrance (YTD)	Available (YTD)	% of Budget
11000-1000-51100-0000-001752-1611-00000	Operational-Salaries Expense	\$0.00	\$10,000.00	\$0.00	\$0.00	\$10,000.00	0.00
11000-1000-51100-1010-001752-1411-00000	Salaries Expense: Teachers-Grades 1-12	\$24,745.56	\$393,117.00	\$188,344.26	\$148,473.38	\$56,299.36	47.91
11000-1000-51100-2000-001752-1412-00000	Salaries Expense: Teachers- Special Education	\$7,472.08	\$97,138.00	\$52,304.56	\$44,832.69	\$0.75	53.84
11000-1000-51100-4025-001752-1412-00000	Operational-Salaries Expense	\$424.28	\$22,677.00	\$8,250.44	\$2,545.73	\$11,880.83	36.38
11000-1000-51100-4040-001752-1411-00000	Operational-Salaries Expense	\$1,659.74	\$28,854.00	\$12,778.10	\$9,958.42	\$6,117.48	44.28
11000-1000-51100-4040-001752-1412-00000	Operational-Salaries Expense	\$227.60	\$2,958.00	\$1,593.20	\$1,365.55	(\$0.75)	53.86
11000-1000-51300-1010-001752-1411-00000	Operational-Additional Compensation	\$500.00	\$3,000.00	\$2,107.25	\$0.00	\$892.75	70.24
11000-1000-51300-9000-001752-1618-00000	Operational-Additional Compensation	\$0.00	\$4,500.00	\$2,000.00	\$0.00	\$2,500.00	44.44
11000-1000-52111-0000-001752-0000-00000	Educational Retirement	\$0.00	\$6,930.00	\$0.00	\$0.00	\$6,930.00	0.00
11000-1000-52111-1010-001752-0000-00000	Operational-Educational Retirement	\$3,824.69	\$56,181.00	\$28,609.80	\$22,493.58	\$5,077.62	50.92
11000-1000-52111-2000-001752-0000-00000	Operational-Educational Retirement	\$1,132.02	\$14,717.00	\$7,924.14	\$6,792.08	\$0.78	53.84
11000-1000-52111-4025-001752-0000-00000	Operational-Educational Retirement	\$64.28	\$3,435.00	\$1,249.96	\$385.67	\$1,799.37	36.38
11000-1000-52111-4040-001752-0000-00000	Operational-Educational Retirement	\$285.94	\$4,819.00	\$2,177.28	\$1,715.74	\$925.98	45.18
11000-1000-52111-9000-001752-0000-00000	Operational-Educational Retirement	\$0.00	\$682.00	\$303.00	\$0.00	\$379.00	44.42
11000-1000-52112-0000-001752-0000-00000	ERA - Retiree Health	\$0.00	\$1,300.00	\$0.00	\$0.00	\$1,300.00	0.00
11000-1000-52112-1010-001752-0000-00000	Operational-ERA - Retiree Health	\$504.94	\$7,418.00	\$3,777.11	\$2,969.74	\$671.15	50.91
11000-1000-52112-2000-001752-0000-00000	Operational-ERA - Retiree Health	\$149.44	\$1,943.00	\$1,046.08	\$896.64	\$0.28	53.83
11000-1000-52112-4025-001752-0000-00000	Operational-ERA - Retiree Health	\$8.48	\$453.00	\$164.96	\$50.88	\$237.16	36.41
11000-1000-52112-4040-001752-0000-00000	Operational-ERA - Retiree Health	\$37.74	\$637.00	\$287.40	\$226.44	\$123.16	45.11
11000-1000-52112-9000-001752-0000-00000	Operational-ERA - Retiree Health	\$0.00	\$90.00	\$40.00	\$0.00	\$50.00	44.44
11000-1000-52210-0000-001752-0000-00000	FICA Payments	\$0.00	\$4,030.00	\$0.00	\$0.00	\$4,030.00	0.00
11000-1000-52210-1010-001752-0000-00000	Operational-FICA Payments	\$1,465.13	\$21,533.00	\$11,268.53	\$9,224.94	\$1,039.53	52.33
11000-1000-52210-2000-001752-0000-00000	Operational-FICA Payments	\$410.24	\$4,364.00	\$2,884.81	\$1,754.73	(\$275.54)	66.10
11000-1000-52210-4025-001752-0000-00000	Operational-FICA Payments	\$24.44	\$1,309.00	\$480.13	\$145.70	\$683.17	36.67
11000-1000-52210-4040-001752-0000-00000	Operational-FICA Payments	\$108.38	\$2,012.00	\$835.04	\$601.87	\$575.09	41.50
11000-1000-52210-9000-001752-0000-00000	Operational-FICA Payments	\$0.00	\$279.00	\$121.09	\$0.00	\$157.91	43.40
11000-1000-52220-0000-001752-0000-00000	Medicare Payments	\$0.00	\$945.00	\$0.00	\$0.00	\$945.00	0.00
11000-1000-52220-1010-001752-0000-00000	Operational-Medicare Payments	\$342.65	\$5,036.00	\$2,635.43	\$2,157.44	\$243.13	52.33
11000-1000-52220-2000-001752-0000-00000	Operational-Medicare Payments	\$95.96	\$1,251.00	\$674.75	\$569.56	\$6.69	53.93
11000-1000-52220-4025-001752-0000-00000	Operational-Medicare Payments	\$5.72	\$366.00	\$112.29	\$34.10	\$219.61	30.68
11000-1000-52220-4040-001752-0000-00000	Operational-Medicare Payments	\$25.34	\$941.00	\$195.20	\$159.16	\$586.64	20.74
11000-1000-52220-9000-001752-0000-00000	Operational-Medicare Payments	\$0.00	\$66.00	\$28.32	\$0.00	\$37.68	42.90
11000-1000-52311-0000-001752-0000-00000	Health and Medical Premiums	\$0.00	\$1,635.00	\$922.90	\$0.00	\$712.10	56.44
11000-1000-52311-0000-001752-0000-60003	Operational-Health and Medical Premiums	\$853.09	\$0.00	\$853.09	\$0.00	(\$853.09)	0.00

11000-1000-52311-1010-001752-0000-00000	Operational-Health and Medical Premiums	\$2,306.81	\$36,424.00	\$12,759.23	\$13,468.05	\$10,196.72	35.02
11000-1000-52311-2000-001752-0000-00000	Operational-Health and Medical Premiums	\$1,216.95	\$16,132.00	\$8,221.11	\$7,301.76	\$609.13	50.96
11000-1000-52311-4025-001752-0000-00000	Operational-Health and Medical Premiums	\$0.00	\$2,217.00	\$612.31	\$0.00	\$1,604.69	27.61
11000-1000-52311-4040-001752-0000-00000	Operational-Health and Medical Premiums	\$200.30	\$3,084.00	\$1,398.69	\$1,182.16	\$503.15	45.35
11000-1000-52312-0000-001752-0000-00000	Life	\$0.00	\$257.00	\$50.15	\$0.00	\$206.85	19.51
11000-1000-52312-1010-001752-0000-00000	Operational-Life	\$28.84	\$443.00	\$124.01	\$170.54	\$148.45	27.99
11000-1000-52312-2000-001752-0000-00000	Operational-Life	\$7.26	\$94.00	\$46.06	\$43.56	\$4.38	49.00
11000-1000-52312-4025-001752-0000-00000	Operational-Life	\$0.00	\$20.00	\$5.53	\$0.00	\$14.47	27.65
11000-1000-52312-4040-001752-0000-00000	Operational-Life	\$2.08	\$29.00	\$13.78	\$12.35	\$2.87	47.51
11000-1000-52313-0000-001752-0000-00000	Dental	\$0.00	\$357.00	\$0.00	\$0.00	\$357.00	0.00
11000-1000-52313-1010-001752-0000-00000	Operational-Dental	\$76.14	\$1,260.00	\$574.03	\$456.84	\$229.13	45.55
11000-1000-52313-2000-001752-0000-00000	Operational-Dental	\$56.14	\$751.00	\$385.60	\$336.84	\$28.56	51.34
11000-1000-52313-4025-001752-0000-00000	Operational-Dental	\$0.00	\$127.00	\$34.30	\$0.00	\$92.70	27.00
11000-1000-52313-4040-001752-0000-00000	Operational-Dental	\$7.64	\$288.00	\$54.14	\$45.84	\$188.02	18.79
11000-1000-52314-0000-001752-0000-00000	Vision	\$0.00	\$124.00	\$0.00	\$0.00	\$124.00	0.00
11000-1000-52314-1010-001752-0000-00000	Operational-Vision	\$15.87	\$299.00	\$107.74	\$95.29	\$95.97	36.03
11000-1000-52314-2000-001752-0000-00000	Operational-Vision	\$9.68	\$130.00	\$66.14	\$58.08	\$5.78	50.87
11000-1000-52314-4025-001752-0000-00000	Operational-Vision	\$0.00	\$50.00	\$0.00	\$0.00	\$50.00	0.00
11000-1000-52314-4040-001752-0000-00000	Operational-Vision	\$1.46	\$43.00	\$9.18	\$8.76	\$25.06	21.34
11000-1000-52315-0000-001752-0000-00000	Disability	\$0.00	\$360.00	\$0.00	\$0.00	\$360.00	0.00
11000-1000-52315-1010-001752-0000-00000	Operational-Disability	\$28.57	\$707.00	\$201.53	\$166.95	\$338.52	28.50
11000-1000-52315-2000-001752-0000-00000	Operational-Disability	\$13.62	\$202.00	\$95.34	\$81.72	\$24.94	47.19
11000-1000-52315-4025-001752-0000-00000	Operational-Disability	\$0.00	\$114.00	\$0.00	\$0.00	\$114.00	0.00
11000-1000-52315-4040-001752-0000-00000	Operational-Disability	\$2.22	\$207.00	\$14.04	\$13.08	\$179.88	6.78
11000-1000-52500-0000-001752-0000-00000	Unemployment Compensation	\$0.00	\$52.00	\$0.00	\$0.00	\$52.00	0.00
11000-1000-52500-1010-001752-0000-00000	Operational-Unemployment Compensation	(\$43.09)	\$552.00	\$312.60	\$413.71	(\$174.31)	56.63
11000-1000-52500-2000-001752-0000-00000	Operational-Unemployment Compensation	\$24.66	\$127.00	\$111.00	\$106.03	(\$90.03)	87.40
11000-1000-52500-4025-001752-0000-00000	Operational-Unemployment Compensation	\$1.40	\$25.00	\$1.69	\$5.50	\$17.81	6.76
11000-1000-52500-4040-001752-0000-00000	Operational-Unemployment Compensation	\$6.28	\$41.00	\$23.89	\$30.67	(\$13.56)	58.26
11000-1000-52500-9000-001752-0000-00000	Operational-Unemployment Compensation	\$0.00	\$0.00	\$6.60	\$0.00	(\$6.60)	0.00
11000-1000-52710-0000-001752-0000-00000	Workers Compensation Premium	\$0.00	\$51.00	\$51.00	\$0.00	\$0.00	100.00
11000-1000-52710-1010-001752-0000-00000	Operational-Workers Compensation Premium	\$0.00	\$6,045.00	\$6,045.00	\$0.00	\$0.00	100.00
11000-1000-52710-2000-001752-0000-00000	Operational-Workers Compensation Premium	\$0.00	\$1,390.00	\$1,390.00	\$0.00	\$0.00	100.00
11000-1000-52710-4025-001752-0000-00000	Operational-Workers Compensation Premium	\$0.00	\$404.00	\$404.00	\$0.00	\$0.00	100.00
11000-1000-52710-4040-001752-0000-00000	Operational-Workers Compensation Premium	\$0.00	\$1,154.00	\$1,154.00	\$0.00	\$0.00	100.00
11000-1000-52720-0000-001752-0000-00000	Workers Compensation Employer's Fee	\$0.00	\$10.00	\$0.00	\$0.00	\$10.00	0.00
11000-1000-52720-1010-001752-0000-00000	Operational-Workers Compensation Employer's Fee	\$0.00	\$66.00	\$30.64	\$0.00	\$35.36	46.42
11000-1000-52720-2000-001752-0000-00000	Operational-Workers Compensation Employer's Fee	\$0.00	\$13.00	\$5.30	\$0.00	\$7.70	40.76

11000-1000-52720-4025-001752-0000-00000	Operational-Workers Compensation Employer's Fee	\$0.00	\$2.00	\$0.98	\$0.00	\$1.02	49.00
11000-1000-52720-4040-001752-0000-00000	Operational-Workers Compensation Employer's Fee	\$0.00	\$4.00	\$1.73	\$0.00	\$2.27	43.25
11000-1000-53330-1010-001752-0000-00000	Operational-Professional Development	\$0.00	\$15,116.00	\$900.00	\$761.55	\$13,454.45	5.95
11000-1000-53711-1010-001752-0000-00000	Operational-Other Charges	\$0.00	\$5,750.00	\$446.00	\$4,142.00	\$1,162.00	7.75
11000-1000-53711-9000-001752-0000-00000	Operational-Other Charges	\$0.00	\$4,073.00	\$800.00	\$300.00	\$2,973.00	19.64
11000-1000-53711-9000-001752-0000-60003	Operational-Other Charges	\$0.00	\$0.00	\$25.00	\$3,023.00	(\$3,048.00)	0.00
11000-1000-54311-1010-001752-0000-00000	Operational-Maintenance & Repair Furniture/Fixtures/Equipment	\$0.00	\$25.00	\$25.00	\$0.00	\$0.00	100.00
11000-1000-54630-1010-001752-0000-00000	Rental - Computers and Related Equipment	\$206.37	\$2,281.00	\$487.74	\$1,865.79	(\$72.53)	21.38
11000-1000-55817-1010-001752-0000-00000	Operational-Student Travel	\$0.00	\$6,000.00	\$0.00	\$433.00	\$5,567.00	0.00
11000-1000-55915-1010-001752-0000-00000	Operational-Other Contract Services	\$115.42	\$9,000.00	\$1,043.70	\$1,472.45	\$6,483.85	11.59
11000-1000-56112-1010-001752-0000-00000	Operational-Other Textbooks	\$0.00	\$26,458.00	\$0.00	\$696.70	\$25,761.30	0.00
11000-1000-56113-1010-001752-0000-00000	Operational-Software	\$0.00	\$11,448.00	\$5,968.65	\$0.00	\$5,479.35	52.13
11000-1000-56118-1010-001752-0000-00000	Operational-General Supplies and Materials	\$233.04	\$10,000.00	\$1,407.09	\$1,317.83	\$7,275.08	14.07
11000-1000-56118-4040-001752-0000-00000	Operational-General Supplies and Materials	\$0.00	\$51,694.00	\$0.00	\$0.00	\$51,694.00	0.00
11000-1000-56118-9000-001752-0000-00000	Operational-General Supplies and Materials	\$97.65	\$4,000.00	\$425.03	\$13.95	\$3,561.02	10.62
11000-1000-57331-1010-001752-0000-00000	Operational-Fixed Assets (More Than \$5,000)	\$0.00	\$500,000.00	\$0.00	\$0.00	\$500,000.00	0.00
11000-1000-57332-1010-001752-0000-00000	Operational-Supply Assets (\$5,000 or Less)	\$0.00	\$2,500.00	\$0.00	\$0.00	\$2,500.00	0.00
Subtotal of Element: Expenditure		\$48,983.05	\$1,426,616.00	\$379,808.67	\$295,378.04	\$751,429.29	26.62
Subtotal of Element: [Function] 1000 - Instruction		\$48,983.05	\$1,426,616.00	\$379,808.67	\$295,378.04	\$751,429.29	26.62
11000-2100-51100-0000-001752-1211-00000	Salaries Expense: Coordinator/Subject Matter Specialist	\$9,873.66	\$120,592.00	\$64,344.25	\$56,246.91	\$0.84	53.35
11000-2100-51100-0000-001752-1216-00000	Operational-Salaries Expense	\$788.46	\$10,250.00	\$5,913.45	\$4,336.55	\$0.00	57.69
11000-2100-51100-0000-001752-1217-00000	Salaries Expense: Secretarial/Clerical/Technical Assistants	\$1,576.92	\$41,451.00	\$11,826.90	\$8,673.10	\$20,951.00	28.53
11000-2100-51100-2000-001752-1214-00000	Operational-Salaries Expense	\$5,749.80	\$75,040.00	\$34,498.80	\$34,498.80	\$6,042.40	45.97
11000-2100-51100-4025-001752-1211-00000	Operational-Salaries Expense	\$5,529.24	\$71,880.00	\$38,704.68	\$33,175.32	\$0.00	53.84
11000-2100-51100-4025-001752-1214-00000	Operational-Salaries Expense	\$2,706.92	\$35,190.00	\$18,948.44	\$16,241.56	\$0.00	53.84
11000-2100-51300-0000-001752-1216-00000	Operational-Additional Compensation	\$0.00	\$2,500.00	\$0.00	\$0.00	\$2,500.00	0.00
11000-2100-51300-0000-001752-1218-00000	Operational-Additional Compensation	\$0.00	\$200.00	\$200.00	\$0.00	\$0.00	100.00
11000-2100-51300-2000-001752-1214-00000	Operational-Additional Compensation	\$0.00	\$3,607.00	\$3,606.52	\$0.00	\$0.48	99.98
11000-2100-52111-0000-001752-0000-00000	Educational Retirement	\$1,854.21	\$22,929.00	\$12,435.84	\$10,279.28	\$213.88	54.23
11000-2100-52111-2000-001752-0000-00000	Operational-Educational Retirement	\$871.10	\$14,519.00	\$6,183.09	\$5,226.60	\$3,109.31	42.58
11000-2100-52111-4025-001752-0000-00000	Operational-Educational Retirement	\$1,247.78	\$16,222.00	\$8,324.36	\$7,410.91	\$486.73	51.31
11000-2100-52112-0000-001752-0000-00000	ERA - Retiree Health	\$244.78	\$3,027.00	\$1,641.70	\$1,357.06	\$28.24	54.23
11000-2100-52112-2000-001752-0000-00000	Operational-ERA - Retiree Health	\$115.00	\$1,533.00	\$816.27	\$690.00	\$26.73	53.24
11000-2100-52112-4025-001752-0000-00000	Operational-ERA - Retiree Health	\$164.72	\$2,142.00	\$1,098.90	\$978.32	\$64.78	51.30
11000-2100-52210-0000-001752-0000-00000	FICA Payments	\$705.89	\$8,761.00	\$4,792.91	\$3,880.60	\$87.49	54.70
11000-2100-52210-2000-001752-0000-00000	Operational-FICA Payments	\$308.44	\$5,461.00	\$2,239.83	\$1,826.62	\$1,394.55	41.01
11000-2100-52210-4025-001752-0000-00000	Operational-FICA Payments	\$488.85	\$6,639.00	\$3,278.50	\$2,890.62	\$469.88	49.38

11000-2100-52220-0000-001752-0000-00000	Medicare Payments	\$165.07	\$2,049.00	\$1,120.92	\$907.60	\$20.48	54.70
11000-2100-52220-2000-001752-0000-00000	Operational-Medicare Payments	\$72.14	\$1,281.00	\$523.87	\$427.22	\$329.91	40.89
11000-2100-52220-4025-001752-0000-00000	Operational-Medicare Payments	\$114.32	\$1,554.00	\$766.73	\$676.00	\$111.27	49.33
11000-2100-52311-0000-001752-0000-00000	Health and Medical Premiums	\$1,220.81	\$14,820.00	\$7,278.05	\$7,324.93	\$217.02	49.10
11000-2100-52311-2000-001752-0000-00000	Operational-Health and Medical Premiums	\$1,102.74	\$13,834.00	\$6,665.48	\$6,616.44	\$552.08	48.18
11000-2100-52311-4025-001752-0000-00000	Operational-Health and Medical Premiums	\$516.80	\$6,208.00	\$2,966.22	\$2,960.56	\$281.22	47.78
11000-2100-52312-0000-001752-0000-00000	Life	\$14.84	\$173.00	\$81.15	\$86.88	\$4.97	46.90
11000-2100-52312-2000-001752-0000-00000	Operational-Life	\$5.26	\$481.00	\$35.77	\$31.56	\$413.67	7.43
11000-2100-52312-4025-001752-0000-00000	Operational-Life	\$8.42	\$103.00	\$48.94	\$47.89	\$6.17	47.51
11000-2100-52313-0000-001752-0000-00000	Dental	\$49.82	\$519.00	\$219.76	\$298.92	\$0.32	42.34
11000-2100-52313-2000-001752-0000-00000	Operational-Dental	\$51.32	\$647.00	\$313.07	\$307.92	\$26.01	48.38
11000-2100-52313-4025-001752-0000-00000	Operational-Dental	\$27.46	\$333.00	\$159.61	\$164.76	\$8.63	47.93
11000-2100-52314-0000-001752-0000-00000	Vision	\$10.06	\$107.00	\$46.44	\$60.36	\$0.20	43.40
11000-2100-52314-2000-001752-0000-00000	Operational-Vision	\$8.48	\$128.00	\$50.88	\$50.88	\$26.24	39.75
11000-2100-52314-4025-001752-0000-00000	Operational-Vision	\$6.02	\$74.00	\$36.12	\$36.12	\$1.76	48.81
11000-2100-52315-0000-001752-0000-00000	Disability	\$24.87	\$295.00	\$142.97	\$149.29	\$2.74	48.46
11000-2100-52315-2000-001752-0000-00000	Operational-Disability	\$13.10	\$337.00	\$78.60	\$78.60	\$179.80	23.32
11000-2100-52315-4025-001752-0000-00000	Operational-Disability	\$6.69	\$75.00	\$34.71	\$40.21	\$0.08	46.28
11000-2100-52500-0000-001752-0000-00000	Unemployment Compensation	\$40.38	\$292.00	\$116.64	\$190.14	(\$14.78)	39.94
11000-2100-52500-2000-001752-0000-00000	Operational-Unemployment Compensation	\$18.98	\$168.00	\$108.08	\$75.73	(\$15.81)	64.33
11000-2100-52500-4025-001752-0000-00000	Operational-Unemployment Compensation	\$27.16	\$144.00	\$33.50	\$122.67	(\$12.17)	23.26
11000-2100-52710-0000-001752-0000-00000	Workers Compensation Premium	\$0.00	\$2,308.00	\$2,308.00	\$0.00	\$0.00	100.00
11000-2100-52710-2000-001752-0000-00000	Operational-Workers Compensation Premium	\$0.00	\$1,671.00	\$1,671.00	\$0.00	\$0.00	100.00
11000-2100-52710-4025-001752-0000-00000	Operational-Workers Compensation Premium	\$0.00	\$1,907.00	\$1,907.00	\$0.00	\$0.00	100.00
11000-2100-52720-0000-001752-0000-00000	Workers Compensation Employer's Fee	\$0.00	\$26.00	\$9.67	\$0.00	\$16.33	37.19
11000-2100-52720-2000-001752-0000-00000	Operational-Workers Compensation Employer's Fee	\$0.00	\$10.00	\$4.07	\$0.00	\$5.93	40.70
11000-2100-52720-4025-001752-0000-00000	Operational-Workers Compensation Employer's Fee	\$0.00	\$16.00	\$5.90	\$0.00	\$10.10	36.87
11000-2100-53211-2000-001752-0000-00000	Diagnosticians - Contracted	\$347.40	\$10,790.00	\$5,531.84	\$5,257.97	\$0.19	51.26
11000-2100-53212-2000-001752-0000-00000	Speech Therapists - Contracted	\$314.00	\$5,000.00	\$888.57	\$4,523.04	(\$411.61)	17.77
11000-2100-53213-2000-001752-0000-00000	Operational-Occupational Therapists - Contracted	\$0.00	\$0.00	\$0.00	\$500.00	(\$500.00)	0.00
11000-2100-53215-2000-001752-0000-00000	Operational-Psychologists/Counselors - Contracted	\$0.00	\$1,500.00	\$0.00	\$0.00	\$1,500.00	0.00
11000-2100-53330-0000-001752-0000-00000	Operational-Professional Development	\$0.00	\$724.00	\$723.45	\$0.00	\$0.55	99.92
11000-2100-53414-2000-001752-0000-00000	Operational-Other Services	\$1,977.70	\$23,734.00	\$9,888.50	\$12,688.94	\$1,156.56	41.66
11000-2100-55813-0000-001752-0000-00000	Employee Travel - Non-Teachers	\$0.00	\$500.00	\$0.00	\$0.00	\$500.00	0.00
11000-2100-55915-0000-001752-0000-00000	Operational-Other Contract Services	\$627.98	\$6,417.00	\$3,139.90	\$3,208.15	\$68.95	48.93
11000-2100-56113-0000-001752-0000-00000	Operational-Software	\$0.00	\$7,399.00	\$7,286.90	\$112.00	\$0.10	98.48
11000-2100-56113-2000-001752-0000-00000	Operational-Software	\$0.00	\$5,000.00	\$2,350.00	\$0.00	\$2,650.00	47.00
11000-2100-56118-0000-001752-0000-00000	General Supplies and Materials	\$0.00	\$3,500.00	\$1,599.97	\$1,403.34	\$496.69	45.71

Subtotal of Element: Expenditure		\$38,997.59	\$556,067.00	\$276,996.72	\$236,060.37	\$43,009.91	49.81
Subtotal of Element: [Function] 2100 - Support Services-Students		\$38,997.59	\$556,067.00	\$276,996.72	\$236,060.37	\$43,009.91	49.81
11000-2200-51100-0000-001752-1211-00000	Operational-Salaries Expense	\$6,252.38	\$81,281.00	\$43,766.66	\$37,514.34	\$0.00	53.84
11000-2200-52111-0000-001752-0000-00000	Educational Retirement	\$947.24	\$12,314.00	\$6,630.68	\$5,683.46	(\$0.14)	53.84
11000-2200-52112-0000-001752-0000-00000	ERA - Retiree Health	\$125.04	\$1,625.00	\$875.28	\$750.37	(\$0.65)	53.86
11000-2200-52210-0000-001752-0000-00000	FICA Payments	\$353.46	\$4,620.00	\$2,510.34	\$2,103.77	\$5.89	54.33
11000-2200-52220-0000-001752-0000-00000	Medicare Payments	\$82.66	\$1,080.00	\$587.08	\$491.95	\$0.97	54.35
11000-2200-52311-0000-001752-0000-00000	Health and Medical Premiums	\$826.99	\$10,291.00	\$4,915.13	\$4,962.01	\$413.86	47.76
11000-2200-52312-0000-001752-0000-00000	Life	\$5.26	\$68.00	\$31.56	\$31.56	\$4.88	46.41
11000-2200-52315-0000-001752-0000-00000	Disability	\$15.44	\$197.00	\$91.76	\$92.64	\$12.60	46.57
11000-2200-52500-0000-001752-0000-00000	Unemployment Compensation	\$20.64	\$94.00	\$24.60	\$74.07	(\$4.67)	26.17
11000-2200-52710-0000-001752-0000-00000	Workers Compensation Premium	\$0.00	\$2,117.00	\$2,117.00	\$0.00	\$0.00	100.00
11000-2200-52720-0000-001752-0000-00000	Workers Compensation Employer's Fee	\$0.00	\$16.00	\$3.84	\$0.00	\$12.16	24.00
Subtotal of Element: Expenditure		\$8,629.11	\$113,703.00	\$61,553.93	\$51,704.17	\$444.90	54.14
Subtotal of Element: [Function] 2200 - Support Services-Instruction		\$8,629.11	\$113,703.00	\$61,553.93	\$51,704.17	\$444.90	54.14
11000-2300-51100-0000-001752-1111-00000	Operational-Salaries Expense	\$7,986.54	\$103,825.00	\$59,899.05	\$43,925.95	\$0.00	57.69
11000-2300-52111-0000-001752-0000-00000	Operational-Educational Retirement	\$1,209.96	\$15,730.00	\$9,074.70	\$6,654.78	\$0.52	57.69
11000-2300-52112-0000-001752-0000-00000	Operational-ERA - Retiree Health	\$159.74	\$2,077.00	\$1,198.05	\$878.57	\$0.38	57.68
11000-2300-52210-0000-001752-0000-00000	Operational-FICA Payments	\$447.12	\$6,344.00	\$3,405.31	\$2,435.14	\$503.55	53.67
11000-2300-52220-0000-001752-0000-00000	Operational-Medicare Payments	\$104.56	\$1,484.00	\$796.36	\$569.46	\$118.18	53.66
11000-2300-52311-0000-001752-0000-00000	Operational-Health and Medical Premiums	\$1,102.74	\$13,233.00	\$6,554.03	\$6,616.44	\$62.53	49.52
11000-2300-52312-0000-001752-0000-00000	Operational-Life	\$5.26	\$63.00	\$31.56	\$31.56	(\$0.12)	50.09
11000-2300-52313-0000-001752-0000-00000	Operational-Dental	\$51.32	\$616.00	\$307.92	\$307.92	\$0.16	49.98
11000-2300-52314-0000-001752-0000-00000	Operational-Vision	\$8.49	\$102.00	\$50.94	\$51.01	\$0.05	49.94
11000-2300-52315-0000-001752-0000-00000	Operational-Disability	\$17.10	\$206.00	\$102.60	\$102.60	\$0.80	49.80
11000-2300-52500-0000-001752-0000-00000	Operational-Unemployment Compensation	\$26.36	\$94.00	\$30.32	\$68.35	(\$4.67)	32.25
11000-2300-52710-0000-001752-0000-00000	Operational-Workers Compensation Premium	\$0.00	\$1,822.00	\$1,822.00	\$0.00	\$0.00	100.00
11000-2300-52720-0000-001752-0000-00000	Operational-Workers Compensation Employer's Fee	\$0.00	\$10.00	\$3.84	\$0.00	\$6.16	38.40
11000-2300-53330-0000-001752-0000-00000	Operational-Professional Development	\$0.00	\$75.00	\$75.00	\$0.00	\$0.00	100.00
11000-2300-53411-0000-001752-0000-00000	Auditing	\$2,831.72	\$17,500.00	\$18,878.13	\$0.00	(\$1,378.13)	107.87
11000-2300-53413-0000-001752-0000-00000	Legal	\$3,236.25	\$32,364.00	\$19,417.50	\$12,946.50	\$0.00	59.99
11000-2300-53414-0000-001752-0000-00000	Operational-Other Services	\$539.38	\$11,660.00	\$1,078.75	\$10,581.25	\$0.00	9.25
11000-2300-53711-0000-001752-0000-00000	Operational-Other Charges	\$1,131.25	\$0.00	\$1,131.25	\$0.00	(\$1,131.25)	0.00
11000-2300-55400-0000-001752-0000-00000	Operational-Advertising	\$5,000.00	\$22,713.00	\$26,743.94	\$18,369.00	(\$22,399.94)	117.74
11000-2300-55812-0000-001752-0000-00000	Board Training	\$0.00	\$1,000.00	\$0.00	\$0.00	\$1,000.00	0.00
11000-2300-56118-0000-001752-0000-00000	Operational-General Supplies and Materials	\$0.00	\$1,000.00	\$138.93	\$11.07	\$850.00	13.89
Subtotal of Element: Expenditure		\$23,857.79	\$231,918.00	\$150,740.18	\$103,549.60	(\$22,371.78)	65.00
Subtotal of Element: [Function] 2300 - Support Services-General Administration		\$23,857.79	\$231,918.00	\$150,740.18	\$103,549.60	(\$22,371.78)	65.00

11000-2400-51100-0000-001752-1217-00000	Salaries Expense: Secretarial/Clerical/Technical Assistants	\$1,331.80	\$21,441.00	\$8,750.37	\$2,785.15	\$9,905.48	40.81
11000-2400-51300-0000-001752-1217-00000	Operational-Additional Compensation	\$0.00	\$1,500.00	\$200.00	\$0.00	\$1,300.00	13.33
11000-2400-52111-0000-001752-0000-00000	Educational Retirement	\$201.77	\$3,408.00	\$1,325.70	\$376.31	\$1,705.99	38.89
11000-2400-52112-0000-001752-0000-00000	ERA - Retiree Health	\$26.63	\$450.00	\$174.96	\$49.64	\$225.40	38.88
11000-2400-52210-0000-001752-0000-00000	FICA Payments	\$82.58	\$1,395.00	\$554.98	\$154.02	\$686.00	39.78
11000-2400-52220-0000-001752-0000-00000	Medicare Payments	\$19.32	\$327.00	\$129.78	\$36.00	\$161.22	39.68
11000-2400-52312-0000-001752-0000-00000	Life	\$3.57	\$62.00	\$18.79	\$5.17	\$38.04	30.30
11000-2400-52500-0000-001752-0000-00000	Unemployment Compensation	\$4.40	\$68.00	\$23.19	\$8.24	\$36.57	34.10
11000-2400-52710-0000-001752-0000-00000	Workers Compensation Premium	\$0.00	\$374.00	\$374.00	\$0.00	\$0.00	100.00
11000-2400-52720-0000-001752-0000-00000	Workers Compensation Employer's Fee	\$0.00	\$8.00	\$3.00	\$0.00	\$5.00	37.50
11000-2400-53711-0000-001752-0000-00000	Operational-Other Charges	\$0.00	\$500.00	\$0.00	\$0.00	\$500.00	0.00
11000-2400-54610-0000-001752-0000-00000	Operational-Rental - Land and Buildings	\$0.00	\$3,500.00	\$0.00	\$1,830.00	\$1,670.00	0.00
11000-2400-55813-0000-001752-0000-00000	Operational-Employee Travel - Non-Teachers	\$0.00	\$500.00	\$0.00	\$250.00	\$250.00	0.00
11000-2400-55915-0000-001752-0000-00000	Operational-Other Contract Services	\$70.12	\$4,000.00	\$179.99	\$1,525.96	\$2,294.05	4.49
11000-2400-56118-0000-001752-0000-00000	General Supplies and Materials	\$561.86	\$3,250.00	\$1,648.54	\$730.95	\$870.51	50.72
Subtotal of Element: Expenditure		\$2,302.05	\$40,783.00	\$13,383.30	\$7,751.44	\$19,648.26	32.82
Subtotal of Element: [Function] 2400 - Support Services-School Administration		\$2,302.05	\$40,783.00	\$13,383.30	\$7,751.44	\$19,648.26	32.82
11000-2500-53330-0000-001752-0000-00000	Operational-Professional Development	\$0.00	\$600.00	\$0.00	\$0.00	\$600.00	0.00
11000-2500-53414-0000-001752-0000-00000	Operational-Other Services	\$19,907.87	\$164,152.00	\$86,166.59	\$82,080.68	(\$4,095.27)	52.49
11000-2500-53711-0000-001752-0000-00000	Other Charges	\$0.00	\$1,201.00	\$859.73	\$385.00	(\$43.73)	71.58
11000-2500-54311-0000-001752-0000-00000	Operational-Maintenance & Repair Furniture/Fixtures/Equipment	\$0.00	\$5,000.00	\$0.00	\$5,000.00	\$0.00	0.00
11000-2500-54630-0000-001752-0000-00000	Operational-Rentals - Computers and Related Equipment	\$0.00	\$950.00	\$581.78	\$400.00	(\$31.78)	61.24
11000-2500-55400-0000-001752-0000-00000	Operational-Advertising	\$0.00	\$1,500.00	\$0.00	\$75.00	\$1,425.00	0.00
11000-2500-56113-0000-001752-0000-00000	Operational-Software	\$0.00	\$17,852.00	\$17,851.25	\$450.00	(\$449.25)	99.99
11000-2500-56118-0000-001752-0000-00000	General Supplies and Materials	\$0.00	\$2,453.00	\$497.31	\$400.00	\$1,555.69	20.27
11000-2500-57331-0000-001752-0000-00000	Operational-Fixed Assets (More Than \$5,000)	\$0.00	\$459,024.00	\$0.00	\$0.00	\$459,024.00	0.00
11000-2500-57332-0000-001752-0000-00000	Operational-Supply Assets (\$5,000 or Less)	\$0.00	\$846.00	\$845.75	\$0.00	\$0.25	99.97
Subtotal of Element: Expenditure		\$19,907.87	\$653,578.00	\$106,802.41	\$88,790.68	\$457,984.91	16.34
Subtotal of Element: [Function] 2500 - Central Services		\$19,907.87	\$653,578.00	\$106,802.41	\$88,790.68	\$457,984.91	16.34
11000-2600-53711-0000-001752-0000-00000	Operational-Other Charges	\$25.00	\$145.00	\$145.00	\$0.00	\$0.00	100.00
11000-2600-54312-0000-001752-0000-00000	Operational-Maintenance & Repair - Buildings And Grounds	\$0.00	\$5,250.00	\$1,186.66	\$4,063.34	\$0.00	22.60
11000-2600-54313-0000-001752-0000-00000	Operational-Maintenance & Repair - Vehicles	\$0.00	\$2,500.00	\$0.00	\$0.00	\$2,500.00	0.00
11000-2600-54411-0000-001752-0000-00000	Electricity	\$2,568.12	\$22,000.00	\$11,957.24	\$10,042.76	\$0.00	54.35
11000-2600-54412-0000-001752-0000-00000	Natural Gas (Buildings)	\$402.04	\$2,500.00	\$640.96	\$1,859.04	\$0.00	25.63
11000-2600-54415-0000-001752-0000-00000	Water/Sewage	\$340.86	\$5,000.00	\$2,706.14	\$2,293.86	\$0.00	54.12
11000-2600-54416-0000-001752-0000-00000	Communication Services	\$809.73	\$12,654.00	\$5,750.90	\$6,444.20	\$458.90	45.44
11000-2600-54610-0000-001752-0000-00000	Rental - Land and Buildings	\$7,684.25	\$233,823.00	\$61,335.00	\$30,708.00	\$141,780.00	26.23

11000-2600-55200-0000-001752-0000-00000	Property/Liability Insurance	\$0.00	\$15,787.00	\$15,787.00	\$0.00	\$0.00	100.00
11000-2600-55915-0000-001752-0000-00000	Other Contract Services	\$176.92	\$34,536.00	\$13,162.95	\$9,522.97	\$11,850.08	38.11
11000-2600-56118-0000-001752-0000-00000	General Supplies and Materials	\$153.34	\$20,048.00	\$1,266.18	\$18,785.80	(\$3.98)	6.31
11000-2600-56211-0000-001752-0000-00000	Operational-Gasoline	\$0.00	\$1,200.00	\$0.00	\$100.00	\$1,100.00	0.00
11000-2600-57332-0000-001752-0000-00000	Operational-Supply Assets (\$5,000 or Less)	\$0.00	\$1,600.00	\$0.00	\$0.00	\$1,600.00	0.00
Subtotal of Element: Expenditure		\$12,160.26	\$357,043.00	\$113,938.03	\$83,819.97	\$159,285.00	31.91
Subtotal of Element: [Function] 2600 - Operation & Maintenance of Plant		\$12,160.26	\$357,043.00	\$113,938.03	\$83,819.97	\$159,285.00	31.91
11000-2700-56215-0000-001752-0000-00000	Tires	\$0.00	\$1,000.00	\$0.00	\$0.00	\$1,000.00	0.00
11000-2700-56216-0000-001752-0000-00000	Maintenance Supplies/ Parts	\$0.00	\$500.00	\$0.00	\$0.00	\$500.00	0.00
Subtotal of Element: Expenditure		\$0.00	\$1,500.00	\$0.00	\$0.00	\$1,500.00	0.00
Subtotal of Element: [Function] 2700 - Student Transportation		\$0.00	\$1,500.00	\$0.00	\$0.00	\$1,500.00	0.00
11000-3100-53330-0000-001752-0000-00000	Operational-Professional Development	\$0.00	\$200.00	\$0.00	\$200.00	\$0.00	0.00
11000-3100-56116-0000-001752-0000-00000	Operational-Food	\$0.00	\$500.00	\$0.00	\$0.00	\$500.00	0.00
Subtotal of Element: Expenditure		\$0.00	\$700.00	\$0.00	\$200.00	\$500.00	0.00
Subtotal of Element: [Function] 3100 - Food Services Operations		\$0.00	\$700.00	\$0.00	\$200.00	\$500.00	0.00
11000-4000-57200-0000-001752-0000-00000	Operational-Buildings Purchase	\$0.00	\$1,000,000.00	\$0.00	\$0.00	\$1,000,000.00	0.00
Subtotal of Element: Expenditure		\$0.00	\$1,000,000.00	\$0.00	\$0.00	\$1,000,000.00	0.00
Subtotal of Element: [Function] 4000 - Capital Outlay		\$0.00	\$1,000,000.00	\$0.00	\$0.00	\$1,000,000.00	0.00
Subtotal of Element: [Fund] 11000 - Operational		\$154,837.72	\$4,381,908.00	\$1,103,223.24	\$867,254.27	\$2,411,430.49	25.18
14000-1000-56111-1010-001752-0000-00000	Instructional Materials-Instructional Materials Cash - 50% Textbooks	\$0.00	\$11,459.00	\$1,579.20	\$9,879.35	\$0.45	13.78
Subtotal of Element: Expenditure		\$0.00	\$11,459.00	\$1,579.20	\$9,879.35	\$0.45	13.78
Subtotal of Element: [Function] 1000 - Instruction		\$0.00	\$11,459.00	\$1,579.20	\$9,879.35	\$0.45	13.78
Subtotal of Element: [Fund] 14000 - Instructional Materials		\$0.00	\$11,459.00	\$1,579.20	\$9,879.35	\$0.45	13.78
23000-1000-56118-9000-001752-0000-00000	Non-Instructional Support-General Supplies and Materials	\$0.00	\$2,443.00	\$0.00	\$0.00	\$2,443.00	0.00
Subtotal of Element: Expenditure		\$0.00	\$2,443.00	\$0.00	\$0.00	\$2,443.00	0.00
Subtotal of Element: [Function] 1000 - Instruction		\$0.00	\$2,443.00	\$0.00	\$0.00	\$2,443.00	0.00
Subtotal of Element: [Fund] 23000 - Non-Instructional Support		\$0.00	\$2,443.00	\$0.00	\$0.00	\$2,443.00	0.00
24101-1000-51100-1010-001752-1411-00000	Title I - IASA-Salaries Expense	\$6,663.40	\$79,349.00	\$25,082.20	\$39,980.43	\$14,286.37	31.60
24101-1000-52111-0000-001752-0000-00000	Title I - IASA-Educational Retirement	\$0.00	\$12,023.00	\$0.00	\$0.00	\$12,023.00	0.00
24101-1000-52111-1010-001752-0000-00000	Title I - IASA-Educational Retirement	\$1,009.50	\$0.00	\$3,799.94	\$6,057.08	(\$9,857.02)	0.00
24101-1000-52112-0000-001752-0000-00000	Title I - IASA-ERA - Retiree Health	\$0.00	\$1,587.00	\$0.00	\$0.00	\$1,587.00	0.00
24101-1000-52112-1010-001752-0000-00000	Title I - IASA-ERA - Retiree Health	\$133.28	\$0.00	\$501.68	\$799.65	(\$1,301.33)	0.00
24101-1000-52210-0000-001752-0000-00000	Title I - IASA-FICA Payments	\$0.00	\$4,921.00	\$0.00	\$0.00	\$4,921.00	0.00
24101-1000-52210-1010-001752-0000-00000	Title I - IASA-FICA Payments	\$385.94	\$0.00	\$1,475.62	\$2,302.10	(\$3,777.72)	0.00

24101-1000-52220-0000-001752-0000-00000	Title I - IASA-Medicare Payments	\$0.00	\$1,151.00	\$0.00	\$0.00	\$1,151.00	0.00
24101-1000-52220-1010-001752-0000-00000	Title I - IASA-Medicare Payments	\$90.26	\$0.00	\$345.13	\$538.37	(\$883.50)	0.00
24101-1000-52311-0000-001752-0000-00000	Title I - IASA-Health and Medical Premiums	\$0.00	\$8,797.00	\$0.00	\$0.00	\$8,797.00	0.00
24101-1000-52311-1010-001752-0000-00000	Title I - IASA-Health and Medical Premiums	\$665.44	\$0.00	\$1,928.62	\$3,992.64	(\$5,921.26)	0.00
24101-1000-52312-0000-001752-0000-00000	Title I - IASA-Life	\$0.00	\$83.00	\$0.00	\$0.00	\$83.00	0.00
24101-1000-52312-1010-001752-0000-00000	Title I - IASA-Life	\$6.42	\$0.00	\$20.11	\$38.52	(\$58.63)	0.00
24101-1000-52313-0000-001752-0000-00000	Title I - IASA-Dental	\$0.00	\$376.00	\$0.00	\$0.00	\$376.00	0.00
24101-1000-52313-1010-001752-0000-00000	Title I - IASA-Dental	\$36.44	\$0.00	\$104.33	\$218.64	(\$322.97)	0.00
24101-1000-52314-0000-001752-0000-00000	Title I - IASA-Vision	\$0.00	\$66.00	\$0.00	\$0.00	\$66.00	0.00
24101-1000-52314-1010-001752-0000-00000	Title I - IASA-Vision	\$0.84	\$0.00	\$5.04	\$5.04	(\$10.08)	0.00
24101-1000-52315-0000-001752-0000-00000	Title I - IASA-Disability	\$0.00	\$144.00	\$0.00	\$0.00	\$144.00	0.00
24101-1000-52500-0000-001752-0000-00000	Title I - IASA-Unemployment Compensation	\$0.00	\$120.00	\$0.00	\$0.00	\$120.00	0.00
24101-1000-52500-1010-001752-0000-00000	Title I - IASA-Unemployment Compensation	\$21.98	\$0.00	\$26.52	\$86.70	(\$113.22)	0.00
24101-1000-52710-0000-001752-0000-00000	Title I - IASA-Workers Compensation Premium	\$0.00	\$52.00	\$52.00	\$0.00	\$0.00	100.00
24101-1000-52720-0000-001752-0000-00000	Title I - IASA-Workers Compensation Employer's Fee	\$0.00	\$14.00	\$0.00	\$0.00	\$14.00	0.00
24101-1000-52720-1010-001752-0000-00000	Title I - IASA-Workers Compensation Employer's Fee	\$0.00	\$0.00	\$1.82	\$0.00	(\$1.82)	0.00
Subtotal of Element: Expenditure		\$9,013.50	\$108,683.00	\$33,343.01	\$54,019.17	\$21,320.82	30.68
Subtotal of Element: [Function] 1000 - Instruction		\$9,013.50	\$108,683.00	\$33,343.01	\$54,019.17	\$21,320.82	30.68
24101-2100-51100-0000-001752-1214-00000	Title I - IASA-Salaries Expense	\$1,804.62	\$23,460.00	\$12,632.34	\$10,827.66	\$0.00	53.84
24101-2100-52111-0000-001752-0000-00000	Title I - IASA-Educational Retirement	\$273.40	\$3,555.00	\$1,913.80	\$1,640.40	\$0.80	53.83
24101-2100-52112-0000-001752-0000-00000	Title I - IASA-ERA - Retiree Health	\$36.10	\$470.00	\$252.70	\$216.60	\$0.70	53.76
24101-2100-52210-0000-001752-0000-00000	Title I - IASA-FICA Payments	\$105.04	\$1,455.00	\$743.50	\$626.24	\$85.26	51.09
24101-2100-52220-0000-001752-0000-00000	Title I - IASA-Medicare Payments	\$24.56	\$341.00	\$173.86	\$146.55	\$20.59	50.98
24101-2100-52311-0000-001752-0000-00000	Title I - IASA-Health and Medical Premiums	\$157.53	\$1,891.00	\$936.27	\$945.24	\$9.49	49.51
24101-2100-52312-0000-001752-0000-00000	Title I - IASA-Life	\$2.10	\$23.00	\$12.60	\$12.60	(\$2.20)	54.78
24101-2100-52313-0000-001752-0000-00000	Title I - IASA-Dental	\$6.86	\$83.00	\$41.16	\$41.16	\$0.68	49.59
24101-2100-52314-0000-001752-0000-00000	Title I - IASA-Vision	\$1.50	\$19.00	\$9.00	\$9.00	\$1.00	47.36
24101-2100-52315-0000-001752-0000-00000	Title I - IASA-Disability	\$4.46	\$43.00	\$23.16	\$26.76	(\$6.92)	53.86
24101-2100-52500-0000-001752-0000-00000	Title I - IASA-Unemployment Compensation	\$5.96	\$0.00	\$7.54	\$31.97	(\$39.51)	0.00
24101-2100-52710-0000-001752-0000-00000	Title I - IASA-Workers Compensation Premium	\$0.00	\$623.00	\$623.00	\$0.00	\$0.00	100.00
24101-2100-52720-0000-001752-0000-00000	Title I - IASA-Workers Compensation Employer's Fee	\$0.00	\$4.00	\$1.55	\$0.00	\$2.45	38.75
24101-2100-53711-0000-001752-0000-00000	Title I - IASA-Other Charges	\$0.00	\$100.00	\$0.00	\$0.00	\$100.00	0.00
24101-2100-56113-0000-001752-0000-00000	Title I - IASA-Software	\$0.00	\$80.00	\$0.00	\$80.00	\$0.00	0.00
24101-2100-56118-0000-001752-0000-00000	0	\$0.00	\$1,169.00	\$0.00	\$0.00	\$1,169.00	0.00
Subtotal of Element: Expenditure		\$2,422.13	\$33,316.00	\$17,370.48	\$14,604.18	\$1,341.34	52.14
Subtotal of Element: [Function] 2100 - Support Services-Students		\$2,422.13	\$33,316.00	\$17,370.48	\$14,604.18	\$1,341.34	52.14
Subtotal of Element: [Fund] 24101 - Title I - IASA		\$11,435.63	\$141,999.00	\$50,713.49	\$68,623.35	\$22,662.16	35.71

24106-1000-51100-2000-001752-1412-00000	Salaries Expense: Teachers- Special Education	\$2,367.00	\$30,771.00	\$16,569.00	\$14,202.00	\$0.00	53.84
24106-1000-52111-0000-001752-0000-00000	Educational Retirement	\$0.00	\$4,662.00	\$0.00	\$0.00	\$4,662.00	0.00
24106-1000-52111-2000-001752-0000-00000	Entitlement IDEA-B-Educational Retirement	\$358.60	\$0.00	\$2,510.20	\$2,151.56	(\$4,661.76)	0.00
24106-1000-52112-0000-001752-0000-00000	ERA - Retiree Health	\$0.00	\$616.00	\$0.00	\$0.00	\$616.00	0.00
24106-1000-52112-2000-001752-0000-00000	Entitlement IDEA-B-ERA - Retiree Health	\$47.34	\$0.00	\$331.38	\$284.03	(\$615.41)	0.00
24106-1000-52210-0000-001752-0000-00000	FICA Payments	\$0.00	\$1,908.00	\$0.00	\$0.00	\$1,908.00	0.00
24106-1000-52210-2000-001752-0000-00000	Entitlement IDEA-B-FICA Payments	\$137.84	\$0.00	\$974.78	\$0.00	(\$974.78)	0.00
24106-1000-52220-0000-001752-0000-00000	Medicare Payments	\$0.00	\$447.00	\$0.00	\$0.00	\$447.00	0.00
24106-1000-52220-2000-001752-0000-00000	Entitlement IDEA-B-Medicare Payments	\$32.24	\$0.00	\$227.98	\$192.40	(\$420.38)	0.00
24106-1000-52311-0000-001752-0000-00000	Health and Medical Premiums	\$0.00	\$2,724.00	\$0.00	\$0.00	\$2,724.00	0.00
24106-1000-52311-2000-001752-0000-00000	Entitlement IDEA-B-Health and Medical Premiums	\$204.78	\$0.00	\$1,217.10	\$1,228.69	(\$2,445.79)	0.00
24106-1000-52312-0000-001752-0000-00000	Life	\$0.00	\$30.00	\$0.00	\$0.00	\$30.00	0.00
24106-1000-52312-2000-001752-0000-00000	Entitlement IDEA-B-Life	\$2.74	\$0.00	\$16.44	\$16.44	(\$32.88)	0.00
24106-1000-52313-0000-001752-0000-00000	Dental	\$0.00	\$108.00	\$0.00	\$0.00	\$108.00	0.00
24106-1000-52313-2000-001752-0000-00000	Entitlement IDEA-B-Dental	\$8.92	\$0.00	\$53.52	\$53.52	(\$107.04)	0.00
24106-1000-52314-0000-001752-0000-00000	Vision	\$0.00	\$24.00	\$0.00	\$0.00	\$24.00	0.00
24106-1000-52314-2000-001752-0000-00000	Entitlement IDEA-B-Vision	\$1.96	\$0.00	\$11.76	\$11.76	(\$23.52)	0.00
24106-1000-52500-0000-001752-0000-00000	Unemployment Compensation	\$0.00	\$47.00	\$0.00	\$0.00	\$47.00	0.00
24106-1000-52500-2000-001752-0000-00000	Entitlement IDEA-B-Unemployment Compensation	\$7.80	\$0.00	\$9.86	\$41.38	(\$51.24)	0.00
24106-1000-52710-0000-001752-0000-00000	Workers Compensation Premium	\$0.00	\$169.00	\$169.00	\$0.00	\$0.00	100.00
24106-1000-52720-0000-001752-0000-00000	Workers Compensation Employer's Fee	\$0.00	\$5.00	\$0.00	\$0.00	\$5.00	0.00
24106-1000-52720-2000-001752-0000-00000	Entitlement IDEA-B-Workers Compensation Employer's Fee	\$0.00	\$0.00	\$1.99	\$0.00	(\$1.99)	0.00
Subtotal of Element: Expenditure		\$3,169.22	\$41,511.00	\$22,093.01	\$18,181.78	\$1,236.21	53.22
Subtotal of Element: [Function] 1000 - Instruction		\$3,169.22	\$41,511.00	\$22,093.01	\$18,181.78	\$1,236.21	53.22
24106-2100-56113-2000-001752-0000-00000	Entitlement IDEA-B-Software	\$0.00	\$1,550.00	\$1,550.00	\$0.00	\$0.00	100.00
Subtotal of Element: Expenditure		\$0.00	\$1,550.00	\$1,550.00	\$0.00	\$0.00	100.00
Subtotal of Element: [Function] 2100 - Support Services-Students		\$0.00	\$1,550.00	\$1,550.00	\$0.00	\$0.00	100.00
Subtotal of Element: [Fund] 24106 - Entitlement IDEA-B		\$3,169.22	\$43,061.00	\$23,643.01	\$18,181.78	\$1,236.21	54.91
24153-1000-56118-1010-001752-0000-00000	English Language Acquisition-General Supplies and Materials	\$0.00	\$1,825.00	\$0.00	\$0.00	\$1,825.00	0.00
Subtotal of Element: Expenditure		\$0.00	\$1,825.00	\$0.00	\$0.00	\$1,825.00	0.00
Subtotal of Element: [Function] 1000 - Instruction		\$0.00	\$1,825.00	\$0.00	\$0.00	\$1,825.00	0.00
Subtotal of Element: [Fund] 24153 - English Language Acquisition		\$0.00	\$1,825.00	\$0.00	\$0.00	\$1,825.00	0.00
24154-1000-51300-1010-001752-1411-00000	Teacher/Principal Training & Recruiting-Additional Compensation	\$0.00	\$4,000.00	\$1,500.00	\$0.00	\$2,500.00	37.50
24154-1000-52111-0000-001752-0000-00000	Teacher/Principal Training & Recruiting-Educational Retirement	\$0.00	\$607.00	\$0.00	\$0.00	\$607.00	0.00

24154-1000-52112-0000-001752-0000-00000	Teacher/Principal Training & Recruiting-ERA - Retiree Health	\$0.00	\$80.00	\$0.00	\$0.00	\$80.00	0.00
24154-1000-52210-0000-001752-0000-00000	Teacher/Principal Training & Recruiting-FICA Payments	\$0.00	\$248.00	\$0.00	\$0.00	\$248.00	0.00
24154-1000-52210-1010-001752-0000-00000	Teacher/Principal Training & Recruiting-FICA Payments	\$0.00	\$0.00	\$91.54	\$0.00	(\$91.54)	0.00
24154-1000-52220-0000-001752-0000-00000	Teacher/Principal Training & Recruiting-Medicare Payments	\$0.00	\$59.00	\$0.00	\$0.00	\$59.00	0.00
24154-1000-52220-1010-001752-0000-00000	Teacher/Principal Training & Recruiting-Medicare Payments	\$0.00	\$0.00	\$21.41	\$0.00	(\$21.41)	0.00
24154-1000-53330-1010-001752-0000-00000	Teacher/Principal Training & Recruiting-Professional Development	\$0.00	\$2,922.00	\$4,000.00	\$3,784.00	(\$4,862.00)	136.89
Subtotal of Element: Expenditure		\$0.00	\$7,916.00	\$5,612.95	\$3,784.00	(\$1,480.95)	70.91
Subtotal of Element: [Function] 1000 - Instruction		\$0.00	\$7,916.00	\$5,612.95	\$3,784.00	(\$1,480.95)	70.91
Subtotal of Element: [Fund] 24154 - Teacher/Principal Training & Recruiting		\$0.00	\$7,916.00	\$5,612.95	\$3,784.00	(\$1,480.95)	70.91
24174-1000-53711-1010-001752-0000-00000	Carl D Perkins Secondary - Current-Other Charges	\$0.00	\$1,519.00	\$0.00	\$0.00	\$1,519.00	0.00
24174-1000-55817-1010-001752-0000-00000	Carl D Perkins Secondary - Current-Student Travel	\$0.00	\$280.00	\$0.00	\$0.00	\$280.00	0.00
24174-1000-56118-1010-001752-0000-00000	Carl D Perkins Secondary - Current-General Supplies and Materials	\$0.00	\$1,519.00	\$0.00	\$0.00	\$1,519.00	0.00
Subtotal of Element: Expenditure		\$0.00	\$3,318.00	\$0.00	\$0.00	\$3,318.00	0.00
Subtotal of Element: [Function] 1000 - Instruction		\$0.00	\$3,318.00	\$0.00	\$0.00	\$3,318.00	0.00
24174-2100-51300-0000-001752-1211-00000	Carl D Perkins Secondary - Current-Additional Compensation	\$0.00	\$3,000.00	\$0.00	\$0.00	\$3,000.00	0.00
24174-2100-52111-0000-001752-0000-00000	Carl D Perkins Secondary - Current-Educational Retirement	\$0.00	\$443.00	\$0.00	\$0.00	\$443.00	0.00
24174-2100-52112-0000-001752-0000-00000	Carl D Perkins Secondary - Current-ERA - Retiree Health	\$0.00	\$60.00	\$0.00	\$0.00	\$60.00	0.00
24174-2100-52210-0000-001752-0000-00000	Carl D Perkins Secondary - Current-FICA Payments	\$0.00	\$186.00	\$0.00	\$0.00	\$186.00	0.00
24174-2100-52220-0000-001752-0000-00000	Carl D Perkins Secondary - Current-Medicare Payments	\$0.00	\$44.00	\$0.00	\$0.00	\$44.00	0.00
Subtotal of Element: Expenditure		\$0.00	\$3,733.00	\$0.00	\$0.00	\$3,733.00	0.00
Subtotal of Element: [Function] 2100 - Support Services-Students		\$0.00	\$3,733.00	\$0.00	\$0.00	\$3,733.00	0.00
Subtotal of Element: [Fund] 24174 - Carl D Perkins Secondary - Current		\$0.00	\$7,051.00	\$0.00	\$0.00	\$7,051.00	0.00
24176-1000-51300-1010-001752-1411-00000	Carl D Perkins Secondary - Redistribution-Additional Compensation	\$0.00	\$0.00	\$1,244.75	\$0.00	(\$1,244.75)	0.00
24176-1000-53330-1010-001752-0000-00000	Carl D Perkins Secondary - Redistribution-Professional Development	\$0.00	\$3,122.00	\$900.00	\$0.00	\$2,222.00	28.82
24176-1000-57332-1010-001752-0000-00000	Carl D Perkins Secondary - Redistribution-Supply Assets (\$5,000 or Less)	\$0.00	\$13,045.00	\$13,122.25	\$0.00	(\$77.25)	100.59
Subtotal of Element: Expenditure		\$0.00	\$16,167.00	\$15,267.00	\$0.00	\$900.00	94.43
Subtotal of Element: [Function] 1000 - Instruction		\$0.00	\$16,167.00	\$15,267.00	\$0.00	\$900.00	94.43
24176-2100-53330-0000-001752-0000-00000	Carl D Perkins Secondary - Redistribution-Professional Development	\$0.00	\$477.00	\$476.55	\$0.00	\$0.45	99.90

Subtotal of Element: Expenditure		\$0.00	\$477.00	\$476.55	\$0.00	\$0.45	99.91
Subtotal of Element: [Function] 2100 - Support Services-Students		\$0.00	\$477.00	\$476.55	\$0.00	\$0.45	99.91
Subtotal of Element: [Fund] 24176 - Carl D Perkins Secondary - Redistribution		\$0.00	\$16,644.00	\$15,743.55	\$0.00	\$900.45	94.59
24307-1000-51300-1010-001752-1411-00000	Social Emotional Learning-Additional Compensation	\$0.00	\$0.00	\$420.00	\$0.00	(\$420.00)	0.00
24307-1000-52111-1010-001752-0000-00000	Social Emotional Learning-Educational Retirement	\$0.00	\$0.00	\$63.63	\$0.00	(\$63.63)	0.00
24307-1000-52112-1010-001752-0000-00000	Social Emotional Learning-ERA - Retiree Health	\$0.00	\$0.00	\$8.40	\$0.00	(\$8.40)	0.00
24307-1000-52210-1010-001752-0000-00000	Social Emotional Learning-FICA Payments	\$0.00	\$0.00	\$24.70	\$0.00	(\$24.70)	0.00
24307-1000-52220-1010-001752-0000-00000	Social Emotional Learning-Medicare Payments	\$0.00	\$0.00	\$5.77	\$0.00	(\$5.77)	0.00
24307-1000-53330-1010-001752-0000-00000	Social Emotional Learning-Professional Development	\$0.00	\$0.00	\$1,800.00	\$0.00	(\$1,800.00)	0.00
24307-1000-56113-1010-001752-0000-00000	Social Emotional Learning-Software	\$0.00	\$0.00	\$6,809.25	\$0.00	(\$6,809.25)	0.00
Subtotal of Element: Expenditure		\$0.00	\$0.00	\$9,131.75	\$0.00	(\$9,131.75)	0.00
Subtotal of Element: [Function] 1000 - Instruction		\$0.00	\$0.00	\$9,131.75	\$0.00	(\$9,131.75)	0.00
Subtotal of Element: [Fund] 24307 - Social Emotional Learning		\$0.00	\$0.00	\$9,131.75	\$0.00	(\$9,131.75)	0.00
24308-1000-51100-1010-001752-1411-00000	CRRSA, ESSER II-Salaries Expense	\$0.00	\$1,625.00	\$0.00	\$0.00	\$1,625.00	0.00
24308-1000-52111-0000-001752-0000-00000	CRRSA, ESSER II-Educational Retirement	\$0.00	\$5,702.00	\$0.00	\$0.00	\$5,702.00	0.00
24308-1000-52112-0000-001752-0000-00000	CRRSA, ESSER II-ERA - Retiree Health	\$0.00	\$753.00	\$0.00	\$0.00	\$753.00	0.00
24308-1000-52210-0000-001752-0000-00000	CRRSA, ESSER II-FICA Payments	\$0.00	\$2,334.00	\$0.00	\$0.00	\$2,334.00	0.00
24308-1000-52220-0000-001752-0000-00000	CRRSA, ESSER II-Medicare Payments	\$0.00	\$546.00	\$0.00	\$0.00	\$546.00	0.00
24308-1000-52311-0000-001752-0000-00000	CRRSA, ESSER II-Health and Medical Premiums	\$0.00	\$3,958.00	\$0.00	\$0.00	\$3,958.00	0.00
24308-1000-52312-0000-001752-0000-00000	CRRSA, ESSER II-Life	\$0.00	\$29.00	\$0.00	\$0.00	\$29.00	0.00
24308-1000-52313-0000-001752-0000-00000	CRRSA, ESSER II-Dental	\$0.00	\$155.00	\$0.00	\$0.00	\$155.00	0.00
24308-1000-52314-0000-001752-0000-00000	CRRSA, ESSER II-Vision	\$0.00	\$51.00	\$0.00	\$0.00	\$51.00	0.00
24308-1000-52315-0000-001752-0000-00000	CRRSA, ESSER II-Disability	\$0.00	\$144.00	\$0.00	\$0.00	\$144.00	0.00
24308-1000-52500-0000-001752-0000-00000	CRRSA, ESSER II-Unemployment Compensation	\$0.00	\$45.00	\$0.00	\$0.00	\$45.00	0.00
24308-1000-52710-0000-001752-0000-00000	CRRSA, ESSER II-Workers Compensation Premium	\$0.00	\$68.00	\$68.00	\$0.00	\$0.00	100.00
24308-1000-52720-0000-001752-0000-00000	CRRSA, ESSER II-Workers Compensation Employer's Fee	\$0.00	\$5.00	\$0.00	\$0.00	\$5.00	0.00
24308-1000-53330-1010-001752-0000-00000	CRRSA, ESSER II-Professional Development	\$0.00	\$5,394.00	\$0.00	\$0.00	\$5,394.00	0.00
24308-1000-56113-1010-001752-0000-00000	CRRSA, ESSER II-Software	\$0.00	\$3,281.00	\$3,281.35	\$0.00	(\$0.35)	100.01
Subtotal of Element: Expenditure		\$0.00	\$24,090.00	\$3,349.35	\$0.00	\$20,740.65	13.90
Subtotal of Element: [Function] 1000 - Instruction		\$0.00	\$24,090.00	\$3,349.35	\$0.00	\$20,740.65	13.90
24308-2100-51100-0000-001752-1218-00000	CRRSA, ESSER II-Salaries Expense	\$6,004.08	\$78,053.00	\$45,030.60	\$33,022.40	\$0.00	57.69
24308-2100-52111-0000-001752-0000-00000	CRRSA, ESSER II-Educational Retirement	\$909.62	\$11,826.00	\$6,822.15	\$5,002.90	\$0.95	57.68
24308-2100-52112-0000-001752-0000-00000	CRRSA, ESSER II-ERA - Retiree Health	\$120.08	\$1,562.00	\$900.60	\$660.44	\$0.96	57.65
24308-2100-52210-0000-001752-0000-00000	CRRSA, ESSER II-FICA Payments	\$324.20	\$4,840.00	\$2,484.85	\$1,759.07	\$596.08	51.33
24308-2100-52220-0000-001752-0000-00000	CRRSA, ESSER II-Medicare Payments	\$75.82	\$1,132.00	\$581.12	\$411.39	\$139.49	51.33

24308-2100-52311-0000-001752-0000-00000	CRRSA, ESSER II-Health and Medical Premiums	\$1,102.74	\$13,722.00	\$6,554.03	\$6,616.44	\$551.53	47.76
24308-2100-52312-0000-001752-0000-00000	CRRSA, ESSER II-Life	\$5.26	\$66.00	\$31.56	\$31.56	\$2.88	47.81
24308-2100-52313-0000-001752-0000-00000	CRRSA, ESSER II-Dental	\$51.32	\$642.00	\$307.92	\$307.92	\$26.16	47.96
24308-2100-52314-0000-001752-0000-00000	CRRSA, ESSER II-Vision	\$8.48	\$106.00	\$50.88	\$50.88	\$4.24	48.00
24308-2100-52500-0000-001752-0000-00000	CRRSA, ESSER II-Unemployment Compensation	\$19.82	\$90.00	\$23.78	\$74.89	(\$8.67)	26.42
24308-2100-52710-0000-001752-0000-00000	CRRSA, ESSER II-Workers Compensation Premium	\$0.00	\$919.00	\$919.00	\$0.00	\$0.00	100.00
24308-2100-52720-0000-001752-0000-00000	CRRSA, ESSER II-Workers Compensation Employer's Fee	\$0.00	\$10.00	\$3.84	\$0.00	\$6.16	38.40
24308-2100-53414-0000-001752-0000-00000	CRRSA, ESSER II-Other Services	\$0.00	\$30,000.00	\$8,500.00	\$21,500.00	\$0.00	28.33
Subtotal of Element: Expenditure		\$8,621.42	\$142,968.00	\$72,210.33	\$69,437.89	\$1,319.78	50.51
Subtotal of Element: [Function] 2100 - Support Services-Students		\$8,621.42	\$142,968.00	\$72,210.33	\$69,437.89	\$1,319.78	50.51
24308-2200-51100-0000-001752-1211-00000	CRRSA, ESSER II-Salaries Expense	\$6,000.00	\$83,200.00	\$49,141.36	\$33,000.00	\$1,058.64	59.06
24308-2200-52111-0000-001752-0000-00000	CRRSA, ESSER II-Educational Retirement	\$909.00	\$12,605.00	\$7,444.92	\$4,999.50	\$160.58	59.06
24308-2200-52112-0000-001752-0000-00000	CRRSA, ESSER II-ERA - Retiree Health	\$120.00	\$1,664.00	\$982.83	\$660.00	\$21.17	59.06
24308-2200-52210-0000-001752-0000-00000	CRRSA, ESSER II-FICA Payments	\$359.90	\$5,159.00	\$2,959.76	\$1,973.40	\$225.84	57.37
24308-2200-52220-0000-001752-0000-00000	CRRSA, ESSER II-Medicare Payments	\$84.16	\$1,207.00	\$692.15	\$461.46	\$53.39	57.34
24308-2200-52311-0000-001752-0000-00000	CRRSA, ESSER II-Health and Medical Premiums	\$280.50	\$3,366.00	\$1,470.04	\$1,683.00	\$212.96	43.67
24308-2200-52312-0000-001752-0000-00000	CRRSA, ESSER II-Life	\$5.26	\$64.00	\$31.56	\$31.56	\$0.88	49.31
24308-2200-52313-0000-001752-0000-00000	CRRSA, ESSER II-Dental	\$8.58	\$206.00	\$45.74	\$51.48	\$108.78	22.20
24308-2200-52314-0000-001752-0000-00000	CRRSA, ESSER II-Vision	\$3.76	\$46.00	\$20.06	\$22.56	\$3.38	43.60
24308-2200-52315-0000-001752-0000-00000	CRRSA, ESSER II-Disability	\$14.82	\$183.00	\$72.44	\$88.92	\$21.64	39.58
24308-2200-52500-0000-001752-0000-00000	CRRSA, ESSER II-Unemployment Compensation	\$19.80	\$169.00	\$108.90	\$74.91	(\$14.81)	64.43
24308-2200-52720-0000-001752-0000-00000	CRRSA, ESSER II-Workers Compensation Employer's Fee	\$0.00	\$10.00	\$4.23	\$0.00	\$5.77	42.30
Subtotal of Element: Expenditure		\$7,805.78	\$107,879.00	\$62,973.99	\$43,046.79	\$1,858.22	58.37
Subtotal of Element: [Function] 2200 - Support Services-Instruction		\$7,805.78	\$107,879.00	\$62,973.99	\$43,046.79	\$1,858.22	58.37
24308-2600-54416-0000-001752-0000-00000	CRRSA, ESSER II-Communication Services	\$314.28	\$0.00	\$2,228.40	\$720.00	(\$2,948.40)	0.00
Subtotal of Element: Expenditure		\$314.28	\$0.00	\$2,228.40	\$720.00	(\$2,948.40)	0.00
Subtotal of Element: [Function] 2600 - Operation & Maintenance of Plant		\$314.28	\$0.00	\$2,228.40	\$720.00	(\$2,948.40)	0.00
Subtotal of Element: [Fund] 24308 - CRRSA, ESSER II		\$16,741.48	\$274,937.00	\$140,762.07	\$113,204.68	\$20,970.25	51.20
24309-1000-53330-1010-001752-0000-00000	CRRSA - SEL-Professional Development	\$1,000.00	\$0.00	\$1,000.00	\$0.00	(\$1,000.00)	0.00
Subtotal of Element: Expenditure		\$1,000.00	\$0.00	\$1,000.00	\$0.00	(\$1,000.00)	0.00
Subtotal of Element: [Function] 1000 - Instruction		\$1,000.00	\$0.00	\$1,000.00	\$0.00	(\$1,000.00)	0.00
24309-2100-56118-0000-001752-0000-00000	CRRSA - SEL-General Supplies and Materials	\$0.00	\$0.00	\$500.11	\$0.00	(\$500.11)	0.00
Subtotal of Element: Expenditure		\$0.00	\$0.00	\$500.11	\$0.00	(\$500.11)	0.00
Subtotal of Element: [Function] 2100 - Support Services-Students		\$0.00	\$0.00	\$500.11	\$0.00	(\$500.11)	0.00
Subtotal of Element: [Fund] 24309 - CRRSA - SEL		\$1,000.00	\$0.00	\$1,500.11	\$0.00	(\$1,500.11)	0.00

24312-1000-51300-1010-001752-1411-00000	ESSER CRRSA Retention Stipend-Additional Compensation	\$0.00	\$1,668.00	\$0.00	\$0.00	\$1,668.00	0.00
Subtotal of Element: Expenditure		\$0.00	\$1,668.00	\$0.00	\$0.00	\$1,668.00	0.00
Subtotal of Element: [Function] 1000 - Instruction		\$0.00	\$1,668.00	\$0.00	\$0.00	\$1,668.00	0.00
24312-2100-51300-0000-001752-1218-00000	ESSER CRRSA Retention Stipend-Additional Compensation	\$0.00	\$200.00	\$0.00	\$0.00	\$200.00	0.00
Subtotal of Element: Expenditure		\$0.00	\$200.00	\$0.00	\$0.00	\$200.00	0.00
Subtotal of Element: [Function] 2100 - Support Services-Students		\$0.00	\$200.00	\$0.00	\$0.00	\$200.00	0.00
24312-2400-51300-0000-001752-1217-00000	ESSER CRRSA Retention Stipend-Additional Compensation	\$0.00	\$200.00	\$0.00	\$0.00	\$200.00	0.00
Subtotal of Element: Expenditure		\$0.00	\$200.00	\$0.00	\$0.00	\$200.00	0.00
Subtotal of Element: [Function] 2400 - Support Services-School Administration		\$0.00	\$200.00	\$0.00	\$0.00	\$200.00	0.00
Subtotal of Element: [Fund] 24312 - ESSER CRRSA Retention Stipend		\$0.00	\$2,068.00	\$0.00	\$0.00	\$2,068.00	0.00
26222-1000-57332-1010-001752-0000-00000	Emergency Connectivity Fund FCC-Supply Assets (\$5,000 or Less)	\$0.00	\$75,290.00	\$0.00	\$59,866.22	\$15,423.78	0.00
Subtotal of Element: Expenditure		\$0.00	\$75,290.00	\$0.00	\$59,866.22	\$15,423.78	0.00
Subtotal of Element: [Function] 1000 - Instruction		\$0.00	\$75,290.00	\$0.00	\$59,866.22	\$15,423.78	0.00
26222-2100-53711-4025-001752-0000-00000	Emergency Connectivity Fund FCC-Other Charges	\$0.00	\$3,847.00	\$0.00	\$0.00	\$3,847.00	0.00
Subtotal of Element: Expenditure		\$0.00	\$3,847.00	\$0.00	\$0.00	\$3,847.00	0.00
Subtotal of Element: [Function] 2100 - Support Services-Students		\$0.00	\$3,847.00	\$0.00	\$0.00	\$3,847.00	0.00
Subtotal of Element: [Fund] 26222 - Emergency Connectivity Fund FCC		\$0.00	\$79,137.00	\$0.00	\$59,866.22	\$19,270.78	0.00
27107-1000-57332-1010-001752-0000-00000	Library GO Bonds-Supply Assets (\$5,000 or Less)	\$0.00	\$3,618.00	\$0.00	\$0.00	\$3,618.00	0.00
Subtotal of Element: Expenditure		\$0.00	\$3,618.00	\$0.00	\$0.00	\$3,618.00	0.00
Subtotal of Element: [Function] 1000 - Instruction		\$0.00	\$3,618.00	\$0.00	\$0.00	\$3,618.00	0.00
27107-2200-56114-0000-001752-0000-00000	Library GO Bonds-Library And Audio-Visual	\$0.00	\$2,778.00	\$0.00	\$3,074.22	(\$296.22)	0.00
Subtotal of Element: Expenditure		\$0.00	\$2,778.00	\$0.00	\$3,074.22	(\$296.22)	0.00
Subtotal of Element: [Function] 2200 - Support Services-Instruction		\$0.00	\$2,778.00	\$0.00	\$3,074.22	(\$296.22)	0.00
Subtotal of Element: [Fund] 27107 - Library GO Bonds		\$0.00	\$6,396.00	\$0.00	\$3,074.22	\$3,321.78	0.00
27109-1000-56111-1010-001752-0000-00000	Instructional Materials-Instructional Materials Cash - 50% Textbooks	\$0.00	\$7,737.00	\$98.65	\$1,303.40	\$6,334.95	1.27
Subtotal of Element: Expenditure		\$0.00	\$7,737.00	\$98.65	\$1,303.40	\$6,334.95	1.28
Subtotal of Element: [Function] 1000 - Instruction		\$0.00	\$7,737.00	\$98.65	\$1,303.40	\$6,334.95	1.28
Subtotal of Element: [Fund] 27109 - Instructional Materials		\$0.00	\$7,737.00	\$98.65	\$1,303.40	\$6,334.95	1.28
27502-2100-51300-0000-001752-1217-00000	Student Advisement Plan-Additional Compensation	\$0.00	\$1,500.00	\$0.00	\$0.00	\$1,500.00	0.00
27502-2100-52111-0000-001752-0000-00000	Student Advisement Plan-Educational Retirement	\$0.00	\$228.00	\$0.00	\$0.00	\$228.00	0.00

27502-2100-52112-0000-001752-0000-00000	Student Advisement Plan-ERA - Retiree Health	\$0.00	\$30.00	\$0.00	\$0.00	\$30.00	0.00
27502-2100-52210-0000-001752-0000-00000	Student Advisement Plan-FICA Payments	\$0.00	\$93.00	\$0.00	\$0.00	\$93.00	0.00
27502-2100-52220-0000-001752-0000-00000	Student Advisement Plan-Medicare Payments	\$0.00	\$22.00	\$0.00	\$0.00	\$22.00	0.00
27502-2100-53414-0000-001752-0000-00000	Student Advisement Plan-Other Services	\$0.00	\$16,937.00	\$0.00	\$0.00	\$16,937.00	0.00
Subtotal of Element: Expenditure		\$0.00	\$18,810.00	\$0.00	\$0.00	\$18,810.00	0.00
Subtotal of Element: [Function] 2100 - Support Services-Students		\$0.00	\$18,810.00	\$0.00	\$0.00	\$18,810.00	0.00
Subtotal of Element: [Fund] 27502 - Student Advisement Plan		\$0.00	\$18,810.00	\$0.00	\$0.00	\$18,810.00	0.00
28211-2100-51300-0000-001752-1216-00000	NMSchools Covid19 TestProgDOH-Additional Compensation	\$1,707.31	\$0.00	\$1,707.31	\$0.00	(\$1,707.31)	0.00
28211-2100-52111-0000-001752-0000-00000	NMSchools Covid19 TestProgDOH-Educational Retirement	\$258.66	\$0.00	\$258.66	\$0.00	(\$258.66)	0.00
28211-2100-52112-0000-001752-0000-00000	NMSchools Covid19 TestProgDOH-ERA - Retiree Health	\$34.14	\$0.00	\$34.14	\$0.00	(\$34.14)	0.00
28211-2100-52210-0000-001752-0000-00000	NMSchools Covid19 TestProgDOH-FICA Payments	\$105.85	\$0.00	\$105.85	\$0.00	(\$105.85)	0.00
28211-2100-52220-0000-001752-0000-00000	NMSchools Covid19 TestProgDOH-Medicare Payments	\$24.76	\$0.00	\$24.76	\$0.00	(\$24.76)	0.00
28211-2100-52500-0000-001752-0000-00000	NMSchools Covid19 TestProgDOH-Unemployment Compensation	\$5.63	\$0.00	\$5.63	\$0.00	(\$5.63)	0.00
Subtotal of Element: Expenditure		\$2,136.35	\$0.00	\$2,136.35	\$0.00	(\$2,136.35)	0.00
Subtotal of Element: [Function] 2100 - Support Services-Students		\$2,136.35	\$0.00	\$2,136.35	\$0.00	(\$2,136.35)	0.00
Subtotal of Element: [Fund] 28211 - NMSchools Covid19 TestProgDOH		\$2,136.35	\$0.00	\$2,136.35	\$0.00	(\$2,136.35)	0.00
29102-1000-56118-1010-001752-0000-00000	Private Dir Grants (Categorical)-General Supplies and Materials	\$0.00	\$2,000.00	\$0.00	\$0.00	\$2,000.00	0.00
29102-1000-57331-1010-001752-0000-00000	Private Dir Grants (Categorical)-Fixed Assets (More Than \$5,000)	\$0.00	\$26,669.00	\$0.00	\$0.00	\$26,669.00	0.00
Subtotal of Element: Expenditure		\$0.00	\$28,669.00	\$0.00	\$0.00	\$28,669.00	0.00
Subtotal of Element: [Function] 1000 - Instruction		\$0.00	\$28,669.00	\$0.00	\$0.00	\$28,669.00	0.00
29102-2300-55915-0000-001752-0000-00000	Private Dir Grants (Categorical)-Other Contract Services	\$0.00	\$10,000.00	\$5,000.00	\$0.00	\$5,000.00	50.00
Subtotal of Element: Expenditure		\$0.00	\$10,000.00	\$5,000.00	\$0.00	\$5,000.00	50.00
Subtotal of Element: [Function] 2300 - Support Services-General Administration		\$0.00	\$10,000.00	\$5,000.00	\$0.00	\$5,000.00	50.00
29102-2400-56118-0000-001752-0000-00000	Private Dir Grants (Categorical)-General Supplies and Materials	\$241.88	\$2,000.00	\$241.88	\$58.12	\$1,700.00	12.09
Subtotal of Element: Expenditure		\$241.88	\$2,000.00	\$241.88	\$58.12	\$1,700.00	12.09
Subtotal of Element: [Function] 2400 - Support Services-School Administration		\$241.88	\$2,000.00	\$241.88	\$58.12	\$1,700.00	12.09
Subtotal of Element: [Fund] 29102 - Private Dir Grants (Categorical)		\$241.88	\$40,669.00	\$5,241.88	\$58.12	\$35,369.00	12.89
31200-4000-54610-0000-001752-0000-00000	Public School Capital Outlay-Rental - Land and Buildings	\$11,814.75	\$141,777.00	\$94,518.00	\$47,259.00	\$0.00	66.66
Subtotal of Element: Expenditure		\$11,814.75	\$141,777.00	\$94,518.00	\$47,259.00	\$0.00	66.67
Subtotal of Element: [Function] 4000 - Capital Outlay		\$11,814.75	\$141,777.00	\$94,518.00	\$47,259.00	\$0.00	66.67

Subtotal of Element: [Fund] 31200 - Public School Capital Outlay		\$11,814.75	\$141,777.00	\$94,518.00	\$47,259.00	\$0.00	66.67
31400-4000-53414-0000-001752-0000-00000	Special Capital Outlay-State-Other Services	\$0.00	\$20,200.00	\$0.00	\$0.00	\$20,200.00	0.00
31400-4000-54500-0000-001752-0000-00000	Special Capital Outlay-State-Construction Services	\$0.00	\$150,000.00	\$0.00	\$21,791.76	\$128,208.24	0.00
31400-4000-57200-0000-001752-0000-00000	Special Capital Outlay-State-Buildings Purchase	\$0.00	\$149,800.00	\$0.00	\$0.00	\$149,800.00	0.00
Subtotal of Element: Expenditure		\$0.00	\$320,000.00	\$0.00	\$21,791.76	\$298,208.24	0.00
Subtotal of Element: [Function] 4000 - Capital Outlay		\$0.00	\$320,000.00	\$0.00	\$21,791.76	\$298,208.24	0.00
Subtotal of Element: [Fund] 31400 - Special Capital Outlay-State		\$0.00	\$320,000.00	\$0.00	\$21,791.76	\$298,208.24	0.00
31600-2300-53712-0000-001752-0000-00000	Capital Improvements HB-33-County Tax Collection Costs	\$457.91	\$5,862.00	\$527.97	\$0.00	\$5,334.03	9.00
Subtotal of Element: Expenditure		\$457.91	\$5,862.00	\$527.97	\$0.00	\$5,334.03	9.01
Subtotal of Element: [Function] 2300 - Support Services-General Administration		\$457.91	\$5,862.00	\$527.97	\$0.00	\$5,334.03	9.01
31600-4000-57200-0000-001752-0000-00000	Capital Improvements HB-33-Buildings Purchase	\$0.00	\$642,450.00	\$0.00	\$0.00	\$642,450.00	0.00
31600-4000-57331-0000-001752-0000-00000	Capital Improvements HB-33-Fixed Assets (More Than \$5,000)	\$0.00	\$139,930.00	\$0.00	\$0.00	\$139,930.00	0.00
Subtotal of Element: Expenditure		\$0.00	\$782,380.00	\$0.00	\$0.00	\$782,380.00	0.00
Subtotal of Element: [Function] 4000 - Capital Outlay		\$0.00	\$782,380.00	\$0.00	\$0.00	\$782,380.00	0.00
Subtotal of Element: [Fund] 31600 - Capital Improvements HB-33		\$457.91	\$788,242.00	\$527.97	\$0.00	\$787,714.03	0.07
31700-4000-57332-0000-001752-0000-00000	Capital Improvements SB-9-Supply Assets (\$5,000 or Less)	\$0.00	\$4,443.00	\$0.00	\$0.00	\$4,443.00	0.00
Subtotal of Element: Expenditure		\$0.00	\$4,443.00	\$0.00	\$0.00	\$4,443.00	0.00
Subtotal of Element: [Function] 4000 - Capital Outlay		\$0.00	\$4,443.00	\$0.00	\$0.00	\$4,443.00	0.00
Subtotal of Element: [Fund] 31700 - Capital Improvements SB-9		\$0.00	\$4,443.00	\$0.00	\$0.00	\$4,443.00	0.00
31701-2300-53712-0000-001752-0000-00000	Capital Improvements SB-9 Local-County Tax Collection Costs	\$232.65	\$1,080.00	\$267.81	\$0.00	\$812.19	24.79
Subtotal of Element: Expenditure		\$232.65	\$1,080.00	\$267.81	\$0.00	\$812.19	24.80
Subtotal of Element: [Function] 2300 - Support Services-General Administration		\$232.65	\$1,080.00	\$267.81	\$0.00	\$812.19	24.80
31701-4000-57200-0000-001752-0000-00000	Capital Improvements SB-9 Local-Buildings Purchase	\$0.00	\$378,909.00	\$0.00	\$0.00	\$378,909.00	0.00
31701-4000-57331-0000-001752-0000-00000	Capital Improvements SB-9 Local-Fixed Assets (More Than \$5,000)	\$0.00	\$63,363.00	\$0.00	\$0.00	\$63,363.00	0.00
31701-4000-57332-0000-001752-0000-00000	Capital Improvements SB-9 Local-Supply Assets (\$5,000 or Less)	\$0.00	\$8,728.00	\$4,655.75	\$0.00	\$4,072.25	53.34
Subtotal of Element: Expenditure		\$0.00	\$451,000.00	\$4,655.75	\$0.00	\$446,344.25	1.03
Subtotal of Element: [Function] 4000 - Capital Outlay		\$0.00	\$451,000.00	\$4,655.75	\$0.00	\$446,344.25	1.03
Subtotal of Element: [Fund] 31701 - Capital Improvements SB-9 Local		\$232.65	\$452,080.00	\$4,923.56	\$0.00	\$447,156.44	1.09
31703-4000-57332-0000-001752-0000-00000	SB-9 State Match Cash-Supply Assets (\$5,000 or Less)	\$0.00	\$11,818.00	\$0.00	\$0.00	\$11,818.00	0.00

Subtotal of Element: Expenditure		\$0.00	\$11,818.00	\$0.00	\$0.00	\$11,818.00	0.00
Subtotal of Element: [Function] 4000 - Capital Outlay		\$0.00	\$11,818.00	\$0.00	\$0.00	\$11,818.00	0.00
Subtotal of Element: [Fund] 31703 - SB-9 State Match Cash		\$0.00	\$11,818.00	\$0.00	\$0.00	\$11,818.00	0.00
Grand Total		\$202,067.59	\$6,762,420.00	\$1,459,355.78	\$1,214,280.15	\$4,088,784.07	21.58

Health Leadership High School

Statement of Revenues and Expenditures and Change in Fund Balance

Cycle: FY21-22; Fund Class: [All]; Fund Columns: [All Non-Zero Funds]; Account Expression: [All]; Include Element Value: Yes; Revenue Element: Object; Expenditure Element: Function; Begin Date: 01/01/2022; End Date: 01/31/2022

Description	11000 - Operational	24101 - Title I - IASA	24106 - Entitlement IDEA-B	24154 - Teacher/Principal Trainin	24308 - CRRSA, ESSER II	24309 - CRRSA - SEL
41110 - Ad Valorem Taxes - School District	\$0.00	\$0.00	\$0.00	\$0.00	\$0.00	\$0.00
41500 - Investment Income	\$1.94	\$0.00	\$0.00	\$0.00	\$0.00	\$0.00
41701 - Fees - Activities	\$76.00	\$0.00	\$0.00	\$0.00	\$0.00	\$0.00
41920 - Contributions/Donations - Private Sources (Non Categorical)	\$200.00	\$0.00	\$0.00	\$0.00	\$0.00	\$0.00
41924 - Flow-through Grants From Districts to Charter Schools	\$0.00	\$8,166.61	\$0.00	\$1,612.95	\$0.00	\$0.00
43101 - State Equalization Guarantee	\$186,522.01	\$0.00	\$0.00	\$0.00	\$0.00	\$0.00
43202 - State Flow-through Grant	\$0.00	\$0.00	\$0.00	\$0.00	\$0.00	\$0.00
Total Revenue	\$186,799.95	\$8,166.61	\$0.00	\$1,612.95	\$0.00	\$0.00
1000 - Instruction	\$48,983.05	\$9,013.50	\$3,169.22	\$0.00	\$0.00	\$1,000.00
2100 - Support Services-Students	\$38,997.59	\$2,422.13	\$0.00	\$0.00	\$8,621.42	\$0.00
2200 - Support Services-Instruction	\$8,629.11	\$0.00	\$0.00	\$0.00	\$7,805.78	\$0.00
2300 - Support Services-General Administration	\$23,857.79	\$0.00	\$0.00	\$0.00	\$0.00	\$0.00
2400 - Support Services-School Administration	\$2,302.05	\$0.00	\$0.00	\$0.00	\$0.00	\$0.00
2500 - Central Services	\$19,907.87	\$0.00	\$0.00	\$0.00	\$0.00	\$0.00
2600 - Operation & Maintenance of Plant	\$12,160.26	\$0.00	\$0.00	\$0.00	\$314.28	\$0.00
4000 - Capital Outlay	\$0.00	\$0.00	\$0.00	\$0.00	\$0.00	\$0.00
Total Expenditure	\$154,837.72	\$11,435.63	\$3,169.22	\$0.00	\$16,741.48	\$1,000.00
Total Other Financing Sources (Uses)	\$0.00	\$0.00	\$0.00	\$0.00	\$0.00	\$0.00
Excess (deficiency) of revenues and other financing						
sources over expenditures and other financing uses	\$31,962.23	(\$3,269.02)	(\$3,169.22)	\$1,612.95	(\$16,741.48)	(\$1,000.00)
Fund Balance, Beginning of year	\$2,143,643.96	(\$21,660.55)	(\$12,054.84)	(\$6,470.79)	\$0.00	\$0.00
Fund Balance, End of year	\$2,175,606.19	(\$24,929.57)	(\$15,224.06)	(\$4,857.84)	(\$16,741.48)	(\$1,000.00)

Health Leadership High School

Statement of Revenues and Expenditures and Change in Fund Balance

Cycle: FY21-22; Fund Class: [All]; Fund Columns: [All Non-Zero Funds]; Account Expression: [All]; Include Element Value: Yes; Revenue Element: Object; Expenditure Element: Function; Begin Date: 01/01/2022; End Date: 01/31/2022

Description	28211 - NMSchools Covid19 TestPro	29102 - Private Dir Grants (Categ	31200 - Public School Capital Out	31600 - Capital Improvements HB- 3	31701 - Capital Improvements SB- 9	31703 - SB-9 State Match Cash	Total
41110 - Ad Valorem Taxes - School District	\$0.00	\$0.00	\$0.00	\$45,791.81	\$23,265.15	\$0.00	\$69,056.96
41500 - Investment Income	\$0.00	\$0.00	\$0.00	\$0.00	\$0.00	\$0.00	\$1.94
41701 - Fees - Activities	\$0.00	\$0.00	\$0.00	\$0.00	\$0.00	\$0.00	\$76.00
41920 - Contributions/Donations - Private Sources (Non Categorical)	\$0.00	\$0.00	\$0.00	\$0.00	\$0.00	\$0.00	\$200.00
41924 - Flow-through Grants From Districts to Charter Schools	\$0.00	\$0.00	\$0.00	\$0.00	\$0.00	\$0.00	\$9,779.56
43101 - State Equalization Guarantee	\$0.00	\$0.00	\$0.00	\$0.00	\$0.00	\$0.00	\$186,522.01
43202 - State Flow-through Grant	\$0.00	\$0.00	\$0.00	\$0.00	\$0.00	\$6,066.00	\$6,066.00
Total Revenue	\$0.00	\$0.00	\$0.00	\$45,791.81	\$23,265.15	\$6,066.00	\$271,702.47
1000 - Instruction	\$0.00	\$0.00	\$0.00	\$0.00	\$0.00	\$0.00	\$62,165.77
2100 - Support Services-Students	\$2,136.35	\$0.00	\$0.00	\$0.00	\$0.00	\$0.00	\$52,177.49
2200 - Support Services-Instruction	\$0.00	\$0.00	\$0.00	\$0.00	\$0.00	\$0.00	\$16,434.89
2300 - Support Services-General Administration	\$0.00	\$0.00	\$0.00	\$457.91	\$232.65	\$0.00	\$24,548.35
2400 - Support Services-School Administration	\$0.00	\$241.88	\$0.00	\$0.00	\$0.00	\$0.00	\$2,543.93
2500 - Central Services	\$0.00	\$0.00	\$0.00	\$0.00	\$0.00	\$0.00	\$19,907.87
2600 - Operation & Maintenance of Plant	\$0.00	\$0.00	\$0.00	\$0.00	\$0.00	\$0.00	\$12,474.54
4000 - Capital Outlay	\$0.00	\$0.00	\$11,814.75	\$0.00	\$0.00	\$0.00	\$11,814.75
Total Expenditure	\$2,136.35	\$241.88	\$11,814.75	\$457.91	\$232.65	\$0.00	\$202,067.59
Total Other Financing Sources (Uses)	\$0.00	\$0.00	\$0.00	\$0.00	\$0.00	\$0.00	\$0.00
Excess (deficiency) of revenues and other financing							
sources over expenditures and other financing uses	(\$2,136.35)	(\$241.88)	(\$11,814.75)	\$45,333.90	\$23,032.50	\$6,066.00	\$69,634.88
Fund Balance, Beginning of year	\$0.00	(\$17,999.77)	(\$41,007.50)	\$646,180.82	\$380,136.52	\$5,752.00	\$3,076,519.85
Fund Balance, End of year	(\$2,136.35)	(\$18,241.65)	(\$52,822.25)	\$691,514.72	\$403,169.02	\$11,818.00	\$3,146,154.73

Health Leadership High School

Balance Sheet Report

Cycle: FY21-22; Fund Class: [All]; Fund Columns: [All Non-Zero Funds]; Account Expression: [All]; Balance Date: 01/31/2022; Detail: No; Created On: 2/21/2022 3:18:26 PM

Description	11000	14000	23000	24101	24106	24146	24154	24174	24176
11012 - Cash	\$2,387,209.86	\$9,879.35	\$2,442.50	(\$31,718.85)	(\$20,597.79)	\$0.00	(\$4,000.00)	\$0.00	\$0.00
Subtotal of Account Type: Asset	\$2,387,209.86	\$9,879.35	\$2,442.50	(\$31,718.85)	(\$20,597.79)	\$0.00	(\$4,000.00)	\$0.00	\$0.00
Subtotal of Account Group: Assets	\$2,387,209.86	\$9,879.35	\$2,442.50	(\$31,718.85)	(\$20,597.79)	\$0.00	(\$4,000.00)	\$0.00	\$0.00
23126 - Unemployment Insurance	\$255.12	\$0.00	\$0.00	\$0.00	\$0.00	\$0.00	\$0.00	\$0.00	\$0.00
23127 - Workers' Compensation (Employee)	\$0.38	\$0.00	\$0.00	\$0.00	\$0.00	\$0.00	\$0.00	\$0.00	\$0.00
23142 - State Income Tax	\$2,124.94	\$0.00	\$0.00	\$240.78	\$57.36	\$0.00	\$0.00	\$0.00	\$0.00
23161 - VD - ReliaStar	\$100.00	\$0.00	\$0.00	\$0.00	\$0.00	\$0.00	\$0.00	\$0.00	\$0.00
23162 - VD - Security Benefit	\$338.00	\$0.00	\$0.00	\$0.00	\$312.00	\$0.00	\$0.00	\$0.00	\$0.00
23163 - VD - Allstate	\$44.37	\$0.00	\$0.00	\$0.00	\$0.00	\$0.00	\$0.00	\$0.00	\$0.00
23224 - Education Retirement	\$19,859.29	\$0.00	\$0.00	\$2,189.00	\$611.86	\$0.00	\$0.00	\$0.00	\$0.00
23225 - Health Insurance	\$15,252.99	\$0.00	\$0.00	\$1,465.53	\$362.17	\$0.00	\$0.00	\$0.00	\$0.00
23226 - Unemployment Insurance	\$37.70	\$0.00	\$0.00	\$11.64	(\$15.17)	\$0.00	\$0.00	\$0.00	\$0.00
23227 - Workers Comensation	(\$0.38)	\$0.00	\$0.00	\$0.00	\$0.00	\$0.00	\$0.00	\$0.00	\$0.00
23245 - Retiree Health Care	\$2,304.77	\$0.00	\$0.00	\$254.06	\$71.00	\$0.00	\$0.00	\$0.00	\$0.00
Subtotal of Account Type: Liability	\$40,317.18	\$0.00	\$0.00	\$4,161.01	\$1,399.22	\$0.00	\$0.00	\$0.00	\$0.00
32300 - Unreserved Fund Balance	\$2,143,643.96	\$11,458.55	\$2,442.50	(\$21,660.55)	(\$12,054.84)	(\$3,465.47)	(\$6,470.79)	(\$1,318.73)	\$0.00
Net Increase/Decrease	\$203,248.72	(\$1,579.20)	\$0.00	(\$14,219.31)	(\$9,942.17)	\$3,465.47	\$2,470.79	\$1,318.73	\$0.00
Subtotal of Account Type: Fund Balance/Retained Earnings	\$2,346,892.68	\$9,879.35	\$2,442.50	(\$35,879.86)	(\$21,997.01)	\$0.00	(\$4,000.00)	\$0.00	\$0.00
Subtotal of Account Group: Liabilities/Fund Balance	\$2,387,209.86	\$9,879.35	\$2,442.50	(\$31,718.85)	(\$20,597.79)	\$0.00	(\$4,000.00)	\$0.00	\$0.00

Health Leadership High School

Balance Sheet Report

Cycle: FY21-22; Fund Class: [All]; Fund Columns: [All Non-Zero Funds]; Account Expression: [All]; Balance Date: 01/31/2022; Detail: No; Created On: 2/21/2022 3:18:26 PM

Description	24190	24191	24301	24307	24308	24309	26121	27109	27189	27502
11012 - Cash	\$0.00	\$0.00	\$0.00	(\$9,131.75)	(\$61,177.19)	(\$1,500.11)	\$2,500.00	\$8,000.90	\$22.94	\$0.00
Subtotal of Account Type: Asset	\$0.00	\$0.00	\$0.00	(\$9,131.75)	(\$61,177.19)	(\$1,500.11)	\$2,500.00	\$8,000.90	\$22.94	\$0.00
Subtotal of Account Group: Assets	\$0.00	\$0.00	\$0.00	(\$9,131.75)	(\$61,177.19)	(\$1,500.11)	\$2,500.00	\$8,000.90	\$22.94	\$0.00
23126 - Unemployment Insurance	\$0.00	\$0.00	\$0.00	\$0.00	\$0.00	\$0.00	\$0.00	\$0.00	\$0.00	\$0.00
23127 - Workers' Compensation (Employee)	\$0.00	\$0.00	\$0.00	\$0.00	\$0.00	\$0.00	\$0.00	\$0.00	\$0.00	\$0.00
23142 - State Income Tax	\$0.00	\$0.00	\$0.00	\$0.00	\$317.32	\$0.00	\$0.00	\$0.00	\$0.00	\$0.00
23161 - VD - ReliaStar	\$0.00	\$0.00	\$0.00	\$0.00	\$0.00	\$0.00	\$0.00	\$0.00	\$0.00	\$0.00
23162 - VD - Security Benefit	\$0.00	\$0.00	\$0.00	\$0.00	\$0.00	\$0.00	\$0.00	\$0.00	\$0.00	\$0.00
23163 - VD - Allstate	\$0.00	\$0.00	\$0.00	\$0.00	\$0.00	\$0.00	\$0.00	\$0.00	\$0.00	\$0.00
23224 - Education Retirement	\$0.00	\$0.00	\$0.00	\$0.00	\$3,103.06	\$0.00	\$0.00	\$0.00	\$0.00	\$0.00
23225 - Health Insurance	\$0.00	\$0.00	\$0.00	\$0.00	\$2,460.88	\$0.00	\$0.00	\$0.00	\$22.94	\$0.00
23226 - Unemployment Insurance	\$0.00	\$0.00	\$0.00	\$0.00	\$39.62	\$0.00	\$0.00	\$0.00	\$0.00	\$0.00
23227 - Workers Comensation	\$0.00	\$0.00	\$0.00	\$0.00	\$0.00	\$0.00	\$0.00	\$0.00	\$0.00	\$0.00
23245 - Retiree Health Care	\$0.00	\$0.00	\$0.00	\$0.00	\$360.12	\$0.00	\$0.00	\$0.00	\$0.00	\$0.00
Subtotal of Account Type: Liability	\$0.00	\$0.00	\$0.00	\$0.00	\$6,281.00	\$0.00	\$0.00	\$0.00	\$22.94	\$0.00
32300 - Unreserved Fund Balance	(\$8,503.64)	(\$21,139.38)	(\$705.90)	\$0.00	\$0.00	\$0.00	\$2,500.00	\$8,099.55	\$0.00	(\$32,893.15)
Net Increase/Decrease	\$8,503.64	\$21,139.38	\$705.90	(\$9,131.75)	(\$67,458.19)	(\$1,500.11)	\$0.00	(\$98.65)	\$0.00	\$32,893.15
Subtotal of Account Type: Fund Balance/Retained Earnings	\$0.00	\$0.00	\$0.00	(\$9,131.75)	(\$67,458.19)	(\$1,500.11)	\$2,500.00	\$8,000.90	\$0.00	\$0.00
Subtotal of Account Group: Liabilities/Fund Balance	\$0.00	\$0.00	\$0.00	(\$9,131.75)	(\$61,177.19)	(\$1,500.11)	\$2,500.00	\$8,000.90	\$22.94	\$0.00

Health Leadership High School

Balance Sheet Report

Cycle: FY21-22; Fund Class: [All]; Fund Columns: [All Non-Zero Funds]; Account Expression: [All]; Balance Date: 01/31/2022; Detail: No; Created On: 2/21/2022 3:18:26 PM

Description	28182	28211	29102	31200	31600	31700	31701	31703	Total
11012 - Cash	\$558.32	(\$2,136.35)	\$31,020.23	(\$94,518.00)	\$698,451.27	\$1,402.08	\$401,993.05	\$11,818.00	\$3,330,518.46
Subtotal of Account Type: Asset	\$558.32	(\$2,136.35)	\$31,020.23	(\$94,518.00)	\$698,451.27	\$1,402.08	\$401,993.05	\$11,818.00	\$3,330,518.46
Subtotal of Account Group: Assets	\$558.32	(\$2,136.35)	\$31,020.23	(\$94,518.00)	\$698,451.27	\$1,402.08	\$401,993.05	\$11,818.00	\$3,330,518.46
23126 - Unemployment Insurance	\$0.00	\$0.00	\$0.00	\$0.00	\$0.00	\$0.00	\$0.00	\$0.00	\$255.12
23127 - Workers' Compensation (Employee)	\$0.00	\$0.00	\$0.00	\$0.00	\$0.00	\$0.00	\$0.00	\$0.00	\$0.38
23142 - State Income Tax	\$60.13	\$0.00	\$0.00	\$0.00	\$0.00	\$0.00	\$0.00	\$0.00	\$2,800.53
23161 - VD - ReliaStar	\$0.00	\$0.00	\$0.00	\$0.00	\$0.00	\$0.00	\$0.00	\$0.00	\$100.00
23162 - VD - Security Benefit	\$0.00	\$0.00	\$0.00	\$0.00	\$0.00	\$0.00	\$0.00	\$0.00	\$650.00
23163 - VD - Allstate	\$0.00	\$0.00	\$0.00	\$0.00	\$0.00	\$0.00	\$0.00	\$0.00	\$44.37
23224 - Education Retirement	\$441.34	\$0.00	\$0.00	\$0.00	\$0.00	\$0.00	\$0.00	\$0.00	\$26,204.55
23225 - Health Insurance	\$0.00	\$0.00	\$0.00	\$0.00	\$0.00	\$0.00	\$0.00	\$0.00	\$19,564.51
23226 - Unemployment Insurance	\$5.63	\$0.00	\$0.00	\$0.00	\$0.00	\$0.00	\$0.00	\$0.00	\$79.42
23227 - Workers Comensation	\$0.00	\$0.00	\$0.00	\$0.00	\$0.00	\$0.00	\$0.00	\$0.00	(\$0.38)
23245 - Retiree Health Care	\$51.22	\$0.00	\$0.00	\$0.00	\$0.00	\$0.00	\$0.00	\$0.00	\$3,041.17
Subtotal of Account Type: Liability	\$558.32	\$0.00	\$0.00	\$0.00	\$0.00	\$0.00	\$0.00	\$0.00	\$52,739.67
32300 - Unreserved Fund Balance	\$0.00	\$0.00	(\$17,999.77)	(\$41,007.50)	\$646,180.82	\$1,402.08	\$380,136.52	\$5,752.00	\$3,034,396.26
Net Increase/Decrease	\$0.00	(\$2,136.35)	\$49,020.00	(\$53,510.50)	\$52,270.45	\$0.00	\$21,856.53	\$6,066.00	\$243,382.53
Subtotal of Account Type: Fund Balance/Retained Earnings	\$0.00	(\$2,136.35)	\$31,020.23	(\$94,518.00)	\$698,451.27	\$1,402.08	\$401,993.05	\$11,818.00	\$3,277,778.79
Subtotal of Account Group: Liabilities/Fund Balance	\$558.32	(\$2,136.35)	\$31,020.23	(\$94,518.00)	\$698,451.27	\$1,402.08	\$401,993.05	\$11,818.00	\$3,330,518.46