

**Health Leadership High School
Financial Update
April 27, 2022**

A. BARs

	<u>BAR #</u>	<u>Fund Description</u>	<u>Reason/Type</u>	<u>Amount</u>
1	None			

B. Payroll & Accounts Payable Payment Vouchers

1 March 2022

C. Financial Statement Reports - as of March 31, 2022

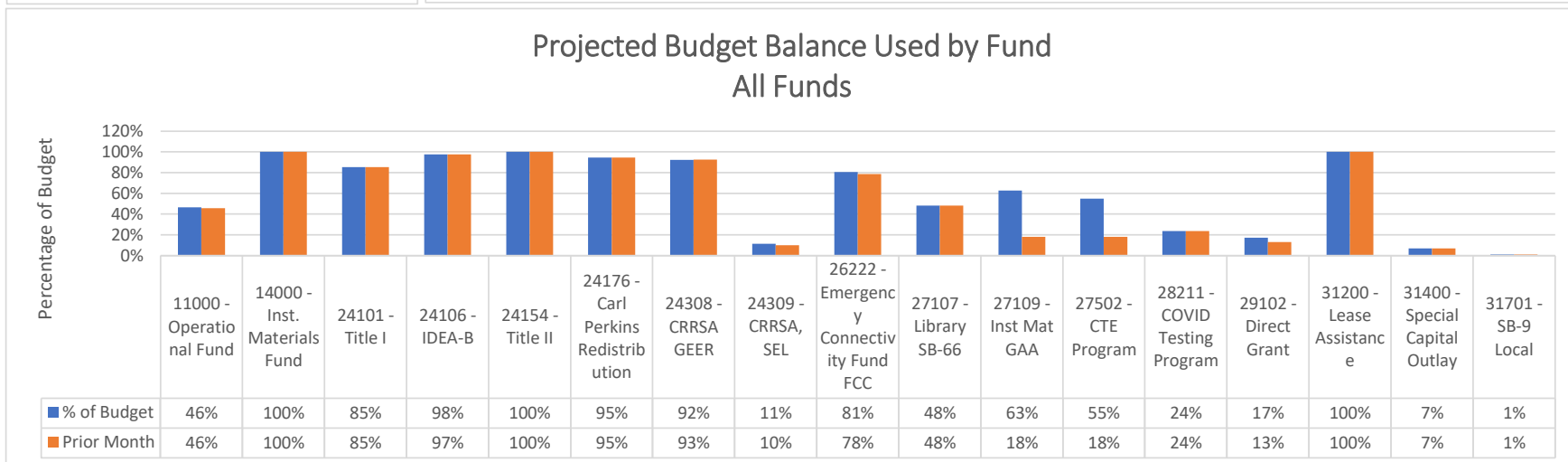
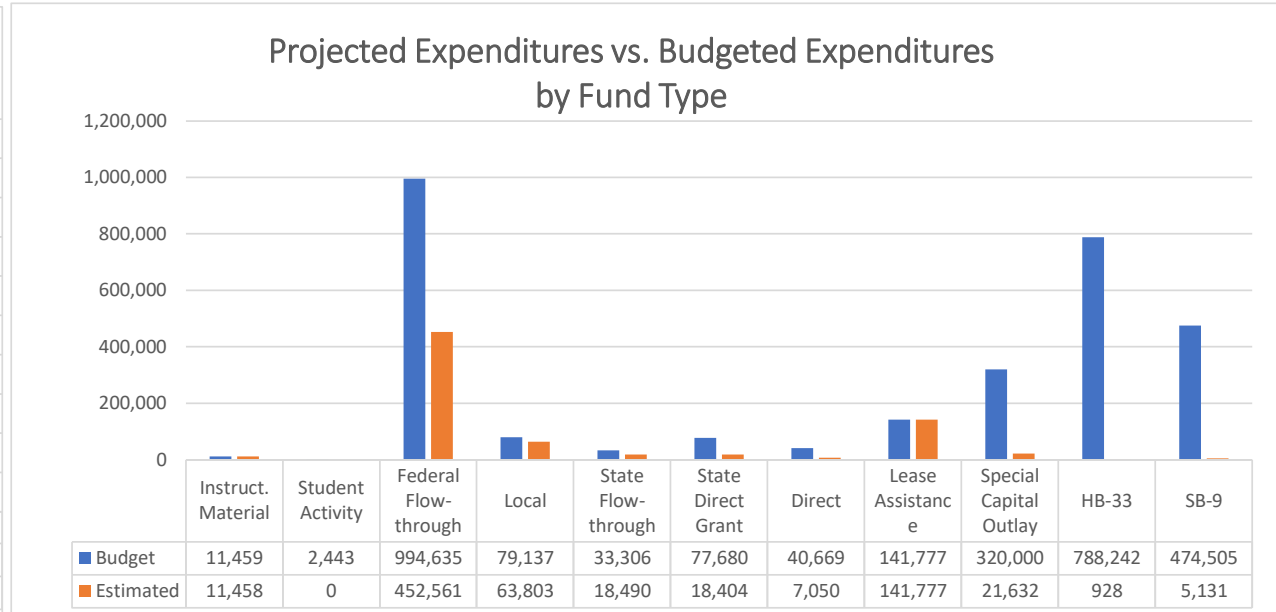
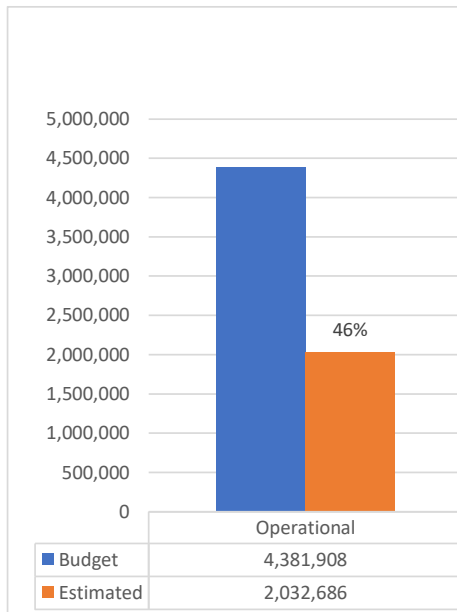
- 1 Recommended Change
- 2 Financial Analysis
- 3 Bank Reconciliations

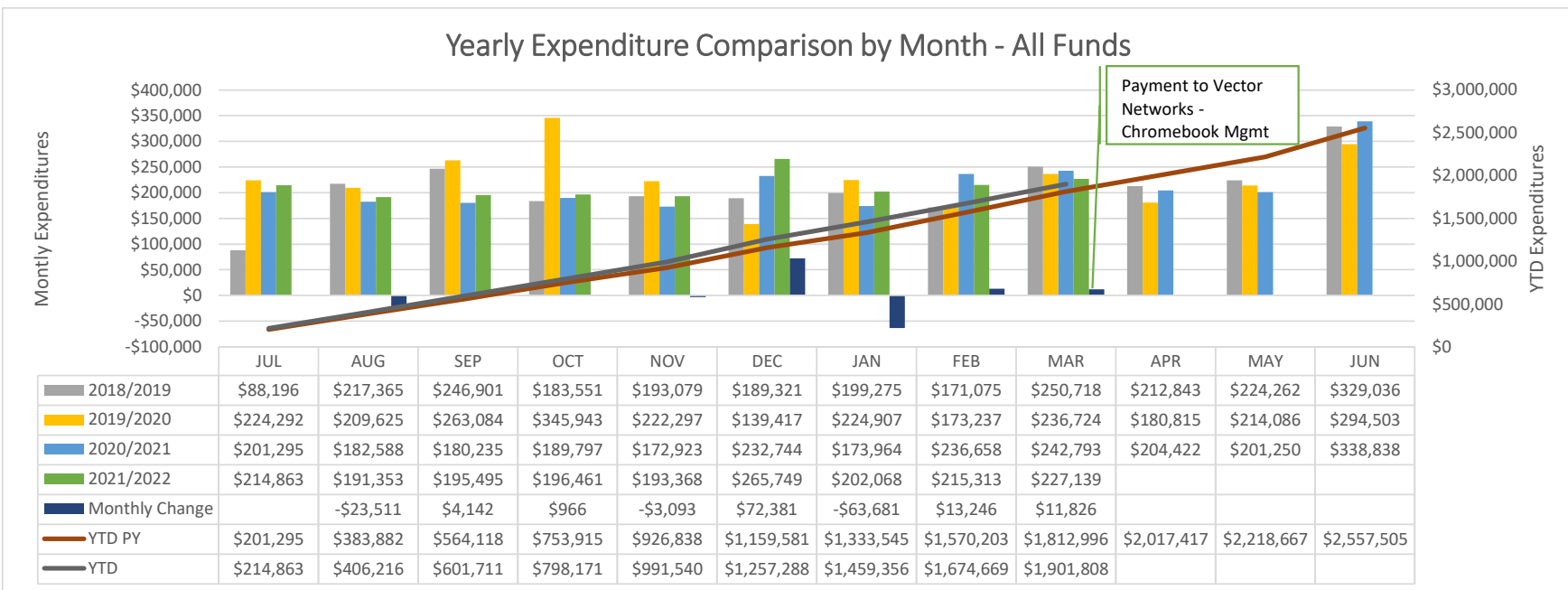
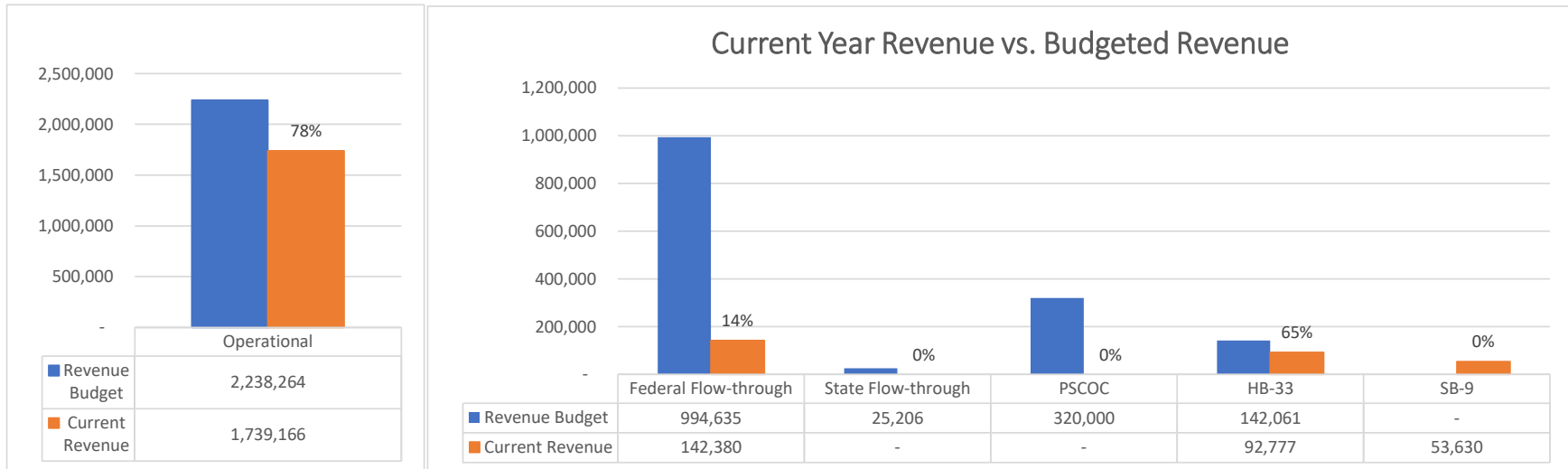
D. Other

Health Leadership High School

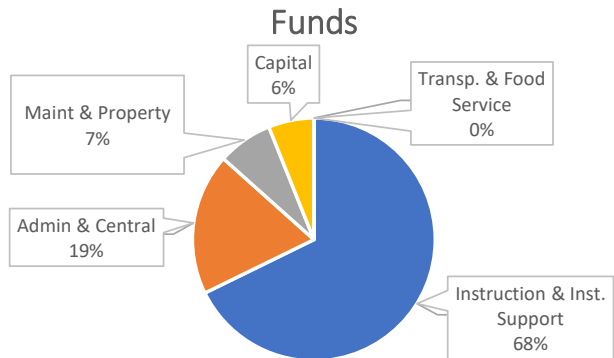
Expenditure Analytical Review

March 31, 2022

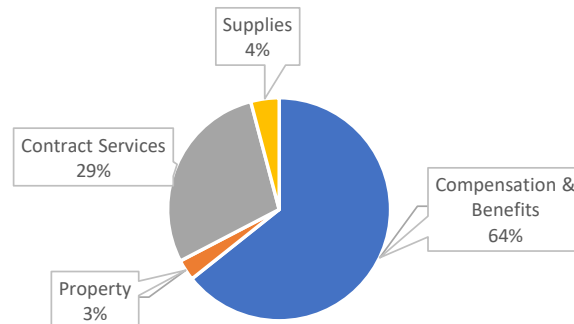




Estimated Expenditures by Function - All Funds

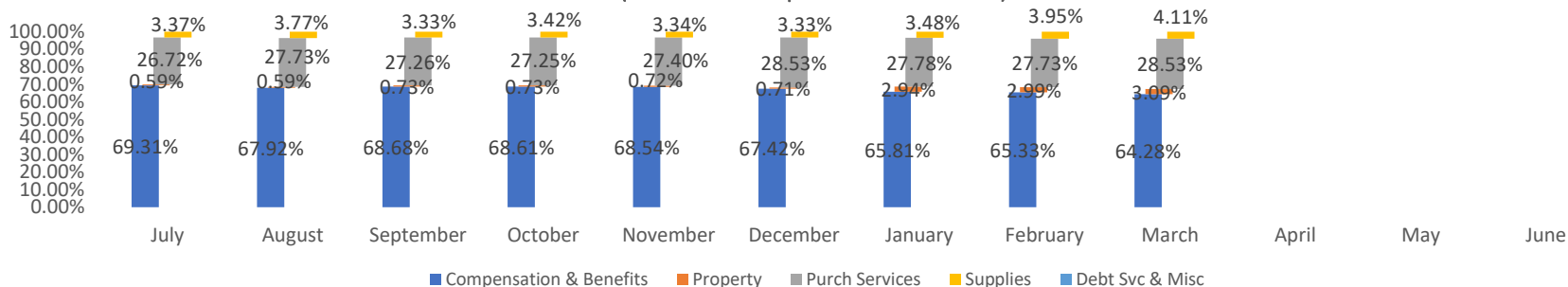


Estimated Expenditures by Object - All Funds



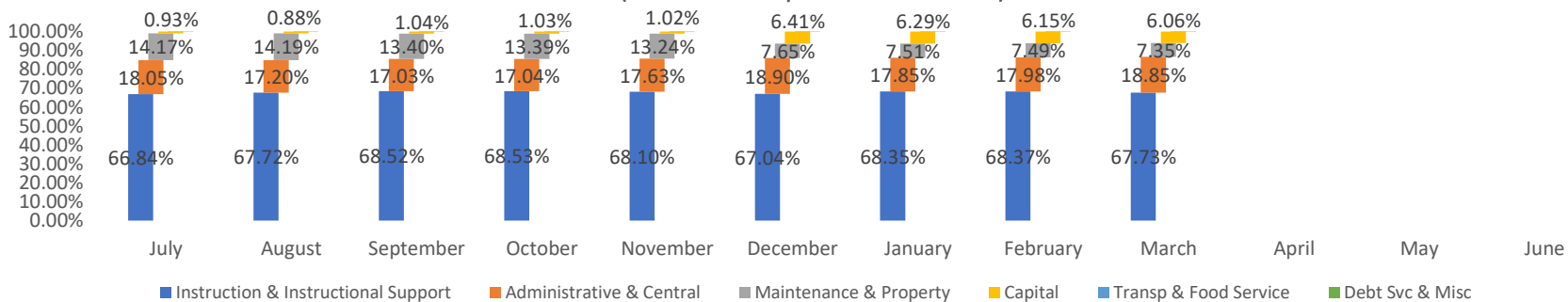
Object Code Change in Percentage by Month

(All Funds - Exp & Encumbrance)

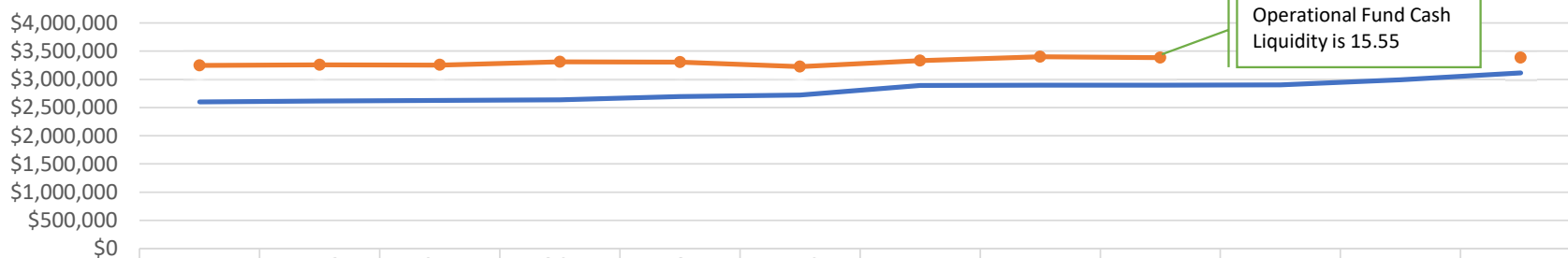


Function Code Change in Percentage by Month

(All Funds - Exp & Encumbrance)



Monthly Cash Balance All Funds



	JUL	AUG	SEP	OCT	NOV	DEC	JAN	FEB	MAR	APR	MAY	JUN
— FY2020	\$2,597,384	\$2,615,210	\$2,628,574	\$2,637,669	\$2,695,533	\$2,724,369	\$2,890,416	\$2,894,485	\$2,896,240	\$2,899,948	\$2,993,746	\$3,112,558
— FY2021	\$3,248,424	\$3,258,987	\$3,254,100	\$3,310,452	\$3,304,990	\$3,226,992	\$3,330,518	\$3,400,175	\$3,384,677			\$3,384,677

Health Leadership High School Financial Summary

Source	Beginning Fund Balance	Revenue	Expenditure	Net Dec/Inc	Fund Balance	Liabilities	Cash Balance
11000 - Operational Fund	\$ 2,143,643.96	\$ 1,739,166.34	\$ (1,410,731.54)	\$ 328,434.80	\$ 2,472,078.76	\$ 16,115.06	\$ 2,488,193.82
14000 - Inst. Materials Fund	\$ 11,458.55	\$ -	\$ (4,146.16)	\$ (4,146.16)	\$ 7,312.39	\$ -	\$ 7,312.39
23000 - Non-Instruct. Fund	\$ 2,442.50	\$ -	\$ -	\$ -	\$ 2,442.50	\$ -	\$ 2,442.50
24101 - Title I	\$ (21,660.55)	\$ 36,494.18	\$ (74,094.05)	\$ (37,599.87)	\$ (59,260.42)	\$ 1,541.02	\$ (57,719.40)
24106 - IDEA-B	\$ (12,054.84)	\$ 32,528.63	\$ (29,982.64)	\$ 2,545.99	\$ (9,508.85)	\$ 364.83	\$ (9,144.02)
24146 - Charter Schools	\$ (3,465.47)	\$ 3,465.47	\$ (0.00)	\$ 3,465.47	\$ -	\$ -	\$ -
24154 - Title II	\$ (6,470.79)	\$ 8,083.74	\$ (6,612.95)	\$ 1,470.79	\$ (5,000.00)	\$ (0.00)	\$ (5,000.00)
24174 - Carl D Perkins	\$ (1,318.73)	\$ 1,318.73	\$ -	\$ 1,318.73	\$ -	\$ -	\$ -
24176 - Carl Perkins Redistribution	\$ -	\$ 15,743.55	\$ (15,743.55)	\$ -	\$ -	\$ (0.00)	\$ (0.00)
24190 - CSI	\$ (8,503.64)	\$ 8,503.64	\$ -	\$ 8,503.64	\$ -	\$ (0.00)	\$ (0.00)
24191 - HSRD	\$ (21,139.38)	\$ 21,139.38	\$ -	\$ 21,139.38	\$ -	\$ -	\$ -
24301 - CARES Act	\$ (705.90)	\$ 705.90	\$ -	\$ 705.90	\$ -	\$ -	\$ -
24307 - SEL	\$ -	\$ -	\$ (9,131.75)	\$ (9,131.75)	\$ (9,131.75)	\$ -	\$ (9,131.75)
24308 - CRRSA GEER	\$ -	\$ 89,716.16	\$ (177,342.67)	\$ (87,626.51)	\$ (87,626.51)	\$ 2,588.34	\$ (85,038.17)
24309 - CRRSA, SEL	\$ -	\$ -	\$ (1,500.11)	\$ (1,500.11)	\$ (1,500.11)	\$ -	\$ (1,500.11)
24312 - ESSER CRRSA Retention	\$ -	\$ -	\$ -	\$ -	\$ -	\$ (0.00)	\$ (0.00)
26121 - Kellogg Foundation	\$ 2,500.00	\$ -	\$ -	\$ -	\$ 2,500.00	\$ -	\$ 2,500.00
26222 - Emergency Connectivity Fund FC	\$ -	\$ -	\$ (2,856.96)	\$ (2,856.96)	\$ (2,856.96)	\$ -	\$ (2,856.96)
27107 - Library SB-66	\$ -	\$ -	\$ (3,078.71)	\$ (3,078.71)	\$ (3,078.71)	\$ -	\$ (3,078.71)
27109 - Inst Mat GAA	\$ 8,099.55	\$ -	\$ (3,837.09)	\$ (3,837.09)	\$ 4,262.46	\$ -	\$ 4,262.46
27189 - College Advisor	\$ -	\$ -	\$ -	\$ -	\$ -	\$ 22.94	\$ 22.94
27502 - CTE Program	\$ (32,893.15)	\$ 32,893.15	\$ (6,564.56)	\$ 26,328.59	\$ (6,564.56)	\$ -	\$ (6,564.56)
28182 - Adult Basic Education HED	\$ -	\$ -	\$ (0.00)	\$ (0.00)	\$ (0.00)	\$ 5.63	\$ 5.63
28211 - COVID Testing Program	\$ -	\$ -	\$ (7,017.51)	\$ (7,017.51)	\$ (7,017.51)	\$ 14.91	\$ (7,002.60)
29102 - Direct Grant	\$ (17,999.77)	\$ 54,261.88	\$ (5,349.03)	\$ 48,912.85	\$ 30,913.08	\$ 0.00	\$ 30,913.08
31200 - Lease Assistance	\$ (41,007.50)	\$ 41,007.50	\$ (118,147.50)	\$ (77,140.00)	\$ (118,147.50)	\$ -	\$ (118,147.50)
31400 - Special Capital Outlay	\$ -	\$ -	\$ (19,611.69)	\$ (19,611.69)	\$ (19,611.69)	\$ -	\$ (19,611.69)
31600 - HB-33	\$ 646,180.82	\$ 92,777.00	\$ (927.76)	\$ 91,849.24	\$ 738,030.06	\$ -	\$ 738,030.06
31700 - SB-9 State Match	\$ 1,402.08	\$ -	\$ -	\$ -	\$ 1,402.08	\$ -	\$ 1,402.08
31701 - SB-9 Local	\$ 380,136.52	\$ 47,564.24	\$ (5,131.40)	\$ 42,432.84	\$ 422,569.36	\$ -	\$ 422,569.36
31703 - SB-9 Cash	\$ 5,752.00	\$ 6,066.00	\$ -	\$ 6,066.00	\$ 11,818.00	\$ -	\$ 11,818.00
TOTAL	\$ 3,034,396.26	\$ 2,231,435.49	\$ (1,901,807.63)	\$ 329,627.86	\$ 3,364,024.12	\$ 20,652.73	\$ 3,384,676.85

	Cash in Bank	Prepaid Expense	Receivables	
Bank Statement Ending Balance	3,427,709.94	-	-	3,427,709.94
Uncleared Payments	43,033.09			43,033.09
Uncleared Deposits				
Revised System Cash Balance				3,384,676.85

Health Leadership High School

Check Listing Report

Accounting Cycle: FY21-22; Begin Date: 03/01/2022; End Date: 03/31/2022; Bank: [All]; Sort By Element: Fund; Account Expression: [All]; Created On: 4/12/2022 4:47:35 PM

Check Date	Check Number	Payee	Type	Amount
03/03/2022	4030	Accountability And Compliance Resources LLC	Accounts Payable	\$627.98
03/03/2022	4031	ACES - Assoc. of Charter School Education Services	Accounts Payable	\$10,378.92
03/03/2022	4032	Alice Training	Accounts Payable	\$911.55
03/03/2022	4033	CenturyLink Communications, LLC	Accounts Payable	\$66.74
03/03/2022	4035	CNM Cashier's Office	Accounts Payable	\$174.50
03/03/2022	4036	Comnet Consulting, Inc.	Accounts Payable	\$2,966.56
03/03/2022	4037	Frontier Restaurant	Accounts Payable	\$75.15
03/03/2022	4038	inAccord P.C.	Accounts Payable	\$3,236.25
03/03/2022	4039	Jive Communications	Accounts Payable	\$675.59
03/03/2022	4040	JMP Academy of Professional Development	Accounts Payable	\$1,977.70
03/03/2022	4041	M. N. Roberts	Accounts Payable	\$3,230.00
03/03/2022	4042	Orkin Pest Control	Accounts Payable	\$90.62
03/03/2022	4043	Romero Consulting, LLC	Accounts Payable	\$539.38
03/03/2022	4044	Sharp Business Systems	Accounts Payable	\$64.75
03/03/2022	4046	CES - Cooperative Education Service	Accounts Payable	\$131.00
03/11/2022	4050	Albuquerque Charter School League	Accounts Payable	\$350.00
03/11/2022	4052	CNM Bookstore FHEG	Emergency Medical Responder Books Accounts Payable	\$2,291.25
03/11/2022	4053	Culligan Bottled Water of Albuquerque	Accounts Payable	\$41.60
03/11/2022	4054	Herff Jones Inc.	Accounts Payable	\$198.72
03/11/2022	4055	NMACES	Accounts Payable	\$29.67
03/11/2022	4056	Quadient Leasing USA, Inc	Accounts Payable	\$75.34
03/11/2022	4057	SG Consulting Services	Accounts Payable	\$539.38
03/11/2022	4058	Vector Networks, Inc	Chromebooks Management Subscription Accounts Payable	\$12,375.00
03/11/2022	4059	Verizon Wireless	Accounts Payable	\$314.28
03/17/2022		Amazon Online	Supplies for CTE Accounts Payable	\$5,528.68
03/17/2022	4060	Alarm Research Inc.	Accounts Payable	\$86.30
03/17/2022	4061	CES - Cooperative Education Service	Accounts Payable	\$300.64
03/17/2022	4062	Ephesus Office Technologies	Accounts Payable	\$206.37
03/17/2022	4063	Sharp Business Systems	Accounts Payable	\$65.46
03/17/2022	4064	Visa Pcard	Accounts Payable	\$1,430.24
03/22/2022		Amazon Online	Accounts Payable	\$283.12
03/22/2022		Chyno, Ltd. Co.	Accounts Payable	\$19,697.95
03/22/2022		NM Gas Company	Accounts Payable	\$84.17
03/22/2022	4065	Antoinette Pacheco	Accounts Payable	\$4,916.94
03/22/2022	4066	CNM Cashier's Office	Nursing Assistant Program Fees Accounts Payable	\$2,389.00
03/22/2022	4067	U-Stor-It	Accounts Payable	\$139.00
03/31/2022		PNM	Accounts Payable	\$1,548.34
03/31/2022	4071	Accountability And Compliance Resources LLC	Accounts Payable	\$627.98
03/31/2022	4072	CenturyLink Communications, LLC	Accounts Payable	\$66.74
03/31/2022	4073	Comnet Consulting, Inc.	Accounts Payable	\$2,966.56
03/31/2022	4074	Dion's Pizza	Accounts Payable	\$107.15
03/31/2022	4075	JMP Academy of Professional Development	Accounts Payable	\$1,977.70
03/31/2022	4076	National Cleaning	Accounts Payable	\$1,874.87
Sub Total				\$85,659.14

Health Leadership High School

Check Listing Report

Accounting Cycle: FY21-22; Begin Date: 03/01/2022; End Date: 03/31/2022; Bank: [All]; Sort By Element: Fund; Account Expression: [All]; Created On: 4/12/2022 4:47:34 PM

Voucher Number	Bank Name	Account Number	Check Number	Payee	Amount	Type
AP22043	NM Bank and Trust	120106281		Amazon Online	\$283.12	Accounts Payable
Vendor	PO Number	Invoice #	Account Code	Description	Issue Date	Amount
Amazon Online	PO22-0159	698684788765	11000-1000-56118-1010-001752-0000-00000	Crayola Colored Pencils, Bulk Classpack, Classroom Supplies, 12 Assorted Colors, 240 Count, Standard	03/02/2022	\$210.32
Amazon Online	PO22-0159	698684788765	11000-1000-56118-1010-001752-0000-00000	Shipping	03/02/2022	\$23.95
Amazon Online	PO22-0162	436348643397	27502-1000-57332-1010-001752-0000-00000	Prestige Medical Dual Head Stethoscope Teal, 3.6 Ounce	03/03/2022	\$48.85
Sub Total						\$283.12
Voucher Number	Bank Name	Account Number	Check Number	Payee	Amount	Type
AP22042	NM Bank and Trust	120106281		Amazon Online	\$5,528.68	Accounts Payable
Vendor	PO Number	Invoice #	Account Code	Description	Issue Date	Amount
Amazon Online	PO22-0159	866875875475	11000-1000-56118-1010-001752-0000-00000	60 Colors Permanent Markers, Fine Point, Assorted Colors, Works on Plastic, Wood, Stone, Metal and Glass for Doodling, Coloring, Marking by Shuttle Art	03/02/2022	\$28.98
Amazon Online	PO22-0159	866875875475	11000-1000-56118-1010-001752-0000-00000	Alternate Tender	03/02/2022	(\$3.71)
Amazon Online	PO22-0159	866875875475	11000-1000-56118-1010-001752-0000-00000	Arteza Dry Erase Markers, Bulk Pack of 52 (with Chisel Tip), 12 Assorted Colors with Low-Odor Ink, Whiteboard Pens, Office Supplies for Back to School, Office, Home	03/02/2022	\$55.06
Amazon Online	PO22-0159	866875875475	11000-1000-56118-1010-001752-0000-00000	Arteza Dry Erase Markers, Bulk Pack of 52 (with Chisel Tip), Black Color with Low-Odor Ink, Whiteboard Pens, Office Supplies for School, Office, or Home	03/02/2022	\$27.98
Amazon Online	PO22-0159	866875875475	11000-1000-56118-1010-001752-0000-00000	Avery Printable Business Cards, Laser Printers, 200 Cards, 2 x 3.5, Clean Edge (5871)	03/02/2022	\$10.99
Amazon Online	PO22-0159	866875875475	11000-1000-56118-1010-001752-0000-00000	BIC Round Stic Xtra Life Ballpoint Pen, Medium Point (1.0mm), Black, Flexible Round Barrel For Writing Comfort, 144-Count	03/02/2022	\$35.13

Amazon Online	PO22-0159	866875875475	11000-1000-56118-1010-001752-0000-00000	Blue Paper 2 Pocket Folders with Prongs, 50 Pack, by Better Office Products, Matte Texture, Letter Size Paper Folders, 50 Pack, with 3 Metal Prong Fastener Clips, Blue	03/02/2022	\$49.48
Amazon Online	PO22-0159	938487944639	11000-1000-56118-1010-001752-0000-00000	Business Source 25"x30" Self-Stick Easel Pads, 4/Pack (38592)	03/02/2022	\$191.88
Amazon Online	PO22-0159	866875875475	11000-1000-56118-1010-001752-0000-00000	Crayola Broad Line Markers Bulk, School Supplies, 16 Bold Colors, 256 Count	03/02/2022	\$239.92
Amazon Online	PO22-0159	866875875475	11000-1000-56118-1010-001752-0000-00000	Crayola Fine Line Markers, Back to School Supplies Classpack, 10 Assorted Colors , 200 Count	03/02/2022	\$157.20
Amazon Online	PO22-0159	866875875475	11000-1000-56118-1010-001752-0000-00000	Mr. Pen- Retractable Highlighters, 6 Pack, Pastel Colors, Chisel Tip, No Smear Click Highlighter, Bible Journaling Highlighter, Highlighter Markers Retractable, Highlighter Pens, Mild Highlighters	03/02/2022	\$10.00
Amazon Online	PO22-0159	866875875475	11000-1000-56118-1010-001752-0000-00000	Pop Up Sticky Notes Pad, 3 in x 3 in Candy Color Easy Post Notes 6 Pad 100 Sheet/pad 600 Sheet Total, Individual Package	03/02/2022	\$9.99
Amazon Online	PO22-0159	866875875475	11000-1000-56118-1010-001752-0000-00000	Post-it Super Sticky Easel Pad, 25 x 30 Inches, 30 Sheets/Pad, 4 Pads, Large White Premium Self Stick Flip Chart Paper, Super Sticking Power (559-4)	03/02/2022	\$74.98
Amazon Online	PO22-0159	866875875475	11000-1000-56118-1010-001752-0000-00000	Rarlan Highlighters, Chisel Tip, Assorted Fluorescent, 96 Count Classpack	03/02/2022	\$47.92
Amazon Online	PO22-0159	866875875475	11000-1000-56118-1010-001752-0000-00000	School Smart Poster Board, 11 x 14 Inches, White, Pack of 25 - 1371698	03/02/2022	\$42.72
Amazon Online	PO22-0159	866875875475	11000-1000-56118-1010-001752-0000-00000	Scissors Bulk Set of 25-Pack, Niutop 8" Multipurpose Sharp Scissors for Office Home High/Middle School Student Teacher Supplies Kit, Soft Comfort-Grip Right/Left Handles, Great For Back to School Gift	03/02/2022	\$99.96
Amazon Online	PO22-0159	866875875475	11000-1000-56118-1010-001752-0000-00000	Tempera Paint Sticks, 30 Colors Solid Tempera Paint for Kids, Super Quick Drying, Works Great on Paper Wood Glass Ceramic Canvas	03/02/2022	\$75.60
Amazon Online	PO22-0159	439778344588	11000-1000-57332-1010-001752-0000-00000	Allstate B2B 3-Year Musical Instruments Accidental Protection Plan (\$125-149.99)	03/02/2022	\$20.65
Amazon Online	PO22-0159	866875875475	11000-1000-57332-1010-001752-0000-00000	Alternate Tender	03/02/2022	(\$0.50)
Amazon Online	PO22-0159	866875875475	11000-1000-57332-1010-001752-0000-00000	Casio Casiotone, 61-Key Portable Keyboard with USB, RED (CT-S200RD)	03/02/2022	\$129.99

Amazon Online	PO22-0159	866875875475	27502-1000-56118-1010-001752-0000-00000	1920 Stickers 10 Sheets Essential Oils Labels Bottle Cap Stickers Lid Stickers for Rollerballs Bottles and Organizing Oils Proof Labels Stickers Waterproof Cap Stickers for Essential Oil Bottle	03/02/2022	\$10.99
Amazon Online	PO22-0159	866875875475	27502-1000-56118-1010-001752-0000-00000	Alternate Tender	03/02/2022	(\$1.44)
Amazon Online	PO22-0159	866875875475	27502-1000-56118-1010-001752-0000-00000	Avery Self-Adhesive Removable Labels, 0.5 x 1.75 Inches, White, 840 per Pack (05422)	03/02/2022	\$11.40
Amazon Online	PO22-0159	866875875475	27502-1000-56118-1010-001752-0000-00000	Beauticom® Pana Brand (200 Pieces of White Color) Cosmetic Make Up Disposable Plastic 2.5" Spatulas Skin Care Facial Cream Mask Spatula	03/02/2022	\$17.98
Amazon Online	PO22-0159	644579375369	27502-1000-56118-1010-001752-0000-00000	Citrus KIT by Revive Essential Oils - 100% Pure Therapeutic Grade, for Diffuser, Humidifier, Massage, Aromatherapy, Skin & Hair Care	03/02/2022	\$32.00
Amazon Online	PO22-0159	866875875475	27502-1000-56118-1010-001752-0000-00000	Coco Road Organic & Fair Trade Virgin Coconut Oil (54 Fl Oz)	03/02/2022	\$16.75
Amazon Online	PO22-0159	439798748675	27502-1000-56118-1010-001752-0000-00000	DOMINO GRANULATED PURE CANE WHITE SUGAR 4 LB BAG (Single)	03/02/2022	\$10.24
Amazon Online	PO22-0159	866875875475	27502-1000-56118-1010-001752-0000-00000	Essential Oil Roller Bottles, 48 Pack Hoa Kinh 10ml Empty Glass Amber Roller Bottles UV Protection with Stainless Steel Balls (10ml-48pack)	03/02/2022	\$53.98
Amazon Online	PO22-0159	866875875475	27502-1000-56118-1010-001752-0000-00000	Eucalyptus Essential Oil 30mL by Revive Essential Oils - 100% Pure Therapeutic Grade, for Diffuser, Humidifier, Massage, Aromatherapy, Skin & Hair Care	03/02/2022	\$15.00
Amazon Online	PO22-0159	866875875475	27502-1000-56118-1010-001752-0000-00000	HIC Mortar and Pestle Spice Herb Grinder Pill Crusher Set, Fine-Quality Porcelain	03/02/2022	\$104.90
Amazon Online	PO22-0159	866875875475	27502-1000-56118-1010-001752-0000-00000	Houseables 3 Gram Jar, 3 ML, Black, 50 Pk, BPA Free, Cosmetic Sample Empty Container, Plastic, Round Pot, Screw Cap Lid, Small Tiny 3g Bottle, for Make Up, Eye Shadow, Nails, Powder, Paint, Jewelry	03/02/2022	\$15.94
Amazon Online	PO22-0159	646676768488	27502-1000-56118-1010-001752-0000-00000	Industrial Petroleum Jelly White USP Grade - Tub (72 fl oz)	03/02/2022	\$26.95
Amazon Online	PO22-0159	644579375369	27502-1000-56118-1010-001752-0000-00000	Oregano Essential Oil by Revive Essential Oils - 100% Pure Therapeutic Grade, For Diffuser, Humidifier, Massage, Aromatherapy, Skin & Hair Care	03/02/2022	\$19.98

Amazon Online	PO22-0159	866875875475	27502-1000-56118-1010-001752-0000-00000	Right Hand Pill Counting Tray with 2 Spatulas, Opret Pill Counter with A Straight Spatula & A L-Spatula for Pharmacy to Count Meds Pills Tablets	03/02/2022	\$91.70
Amazon Online	PO22-0159	866875875475	27502-1000-56118-1010-001752-0000-00000	Shea Butter - Grade A - Organic - Unrefined - 8 lbs in a 1 HDPE Gallon Pail - HDPE microwavable container with resealable lid and removable handle	03/02/2022	\$37.47
Amazon Online	PO22-0159	646676768488	27502-1000-56118-1010-001752-0000-00000	Shipping	03/02/2022	\$10.45
Amazon Online	PO22-0159	644579375369	27502-1000-56118-1010-001752-0000-00000	Starter Kit with Diffuser by Revive Essential Oils - 100% Pure Therapeutic Grade, for Diffuser, Humidifier, Massage, Aromatherapy, Skin & Hair Care	03/02/2022	\$125.00
Amazon Online	PO22-0159	855759978679	27502-1000-56118-1010-001752-0000-00000	Verdana Coconut MCT Oil – aka Fractionated Coconut Oil – 1 Gallon – 100% Genuine – No Palm Kernel Used – Kosher Food Grade - Non GMO – Vegan – for Keto, Paleo, Sports Nutrition, Aromatherapy, Massage	03/02/2022	\$59.50
Amazon Online	PO22-0162	464866794787	27502-1000-56118-1010-001752-0000-00000	EIUE Hotel Collection Bed Pillows for Sleeping 2 Pack Queen Size,Pillows for Side and Back Sleepers,Super Soft Down Alternative Microfiber Filled Pillows,20 x 30 Inches	03/03/2022	\$45.98
Amazon Online	PO22-0162	464866794787	27502-1000-56118-1010-001752-0000-00000	Med PRIDE Medical Vinyl Examination Gloves (Large, 100-Count) Latex Free Rubber Disposable, Ultra-Strong, Clear Fluid, Blood, Exam, Healthcare, Food Handling Use No Powder	03/03/2022	\$19.98
Amazon Online	PO22-0162	464866794787	27502-1000-56118-1010-001752-0000-00000	Med PRIDE Medical Vinyl Examination Gloves (Medium, 100-Count) Latex Free Rubber Disposable, Ultra-Strong, Clear Fluid, Blood, Exam, Healthcare, Food Handling Use No Powder	03/03/2022	\$19.98
Amazon Online	PO22-0162	464866794787	27502-1000-56118-1010-001752-0000-00000	Medpride Medical Vinyl Examination Gloves (Small, 100-Count) Latex Free Rubber Disposable, Ultra-Strong, Clear Fluid, Blood, Exam, Healthcare, Food Handling Use No Powder	03/03/2022	\$19.98
Amazon Online	PO22-0162	464866794787	27502-1000-56118-1010-001752-0000-00000	Welch-Allyn Disposable Probe Covers for SureTemp Plus 690 Thermometer - Qty of 250	03/03/2022	\$32.62

Amazon Online	PO22-0162	464866794787	27502-1000-57332-1010-001752-0000-00000	Drive Medical Blue Streak Ultra-Lightweight Wheelchair With Flip-Backs Arms & Swing-Away Footrests	03/03/2022	\$121.99
Amazon Online	PO22-0162	464866794787	27502-1000-57332-1010-001752-0000-00000	Fedmax Metal Garage Storage Cabinet - 71-inch Tall, Large Industrial Locker with Adjustable Shelves & Locking Doors - Steel Utility Cabinets for Office, Classroom, Pantry - Grey	03/03/2022	\$279.99
Amazon Online	PO22-0162	464866794787	27502-1000-57332-1010-001752-0000-00000	PT# TAT5000 TemporalScanner Temporal Artery Thermometer Temporal Artery Thermometer TAT5000 by Exergen Corp	03/03/2022	\$735.30
Amazon Online	PO22-0162	796535694396	27502-1000-57332-1010-001752-0000-00000	Sony HXR-MC88 Full HD Camcorder with Large Soft Case, Extra Battery and Charger, 64GB Memory Card, LED Light, UV Lens Filter, Close Up Diopters, Cleaning Set and More - Professional Bundle (Renewed)	03/03/2022	\$1,629.95
Amazon Online	PO22-0162	445949453759	27502-1000-57332-1010-001752-0000-00000	Welch Allyn SureTemp Plus 690 (Model 01690-200) with Oral Probe	03/03/2022	\$659.90
Sub Total						\$5,528.68

Voucher Number	Bank Name	Account Number	Check Number	Payee	Amount	Type
AP22043	NM Bank and Trust	120106281		Chyno, Ltd. Co.	\$19,697.95	Accounts Payable
Vendor	PO Number	Invoice #	Account Code	Description	Issue Date	Amount
Chyno, Ltd. Co.	PO22-0011	387484312215	11000-2600-54415-0000-001752-0000-00000	Water/Sewage	06/29/2021	\$337.95
Chyno, Ltd. Co.	PO22-0010	April Rent 2022	11000-2600-54610-0000-001752-0000-00000	Lease of Building	12/27/2021	\$7,545.25
Chyno, Ltd. Co.	PO22-0010	April Rent 2022	31200-4000-54610-0000-001752-0000-00000	Lease of Building	12/27/2021	\$11,814.75
Sub Total						\$19,697.95

Voucher Number	Bank Name	Account Number	Check Number	Payee	Amount	Type
AP22043	NM Bank and Trust	120106281		NM Gas Company	\$84.17	Accounts Payable
Vendor	PO Number	Invoice #	Account Code	Description	Issue Date	Amount
NM Gas Company	PO22-0039	20220317	11000-2600-54412-0000-001752-0000-00000	Credit from an over payment	06/29/2021	(\$16.94)
NM Gas Company	PO22-0039	20220317	11000-2600-54412-0000-001752-0000-00000	Natural Gas Utility for Building	06/29/2021	\$101.11
Sub Total						\$84.17

Voucher Number	Bank Name	Account Number	Check Number	Payee	Amount	Type
AP22044	NM Bank and Trust	120106281		PNM	\$1,548.34	Accounts Payable
Vendor	PO Number	Invoice #	Account Code	Description	Issue Date	Amount

PNM	PO22-0042	20220322	11000-2600-54411-0000-001752-0000-00000	Electricity	06/29/2021	\$1,548.34
Sub Total						\$1,548.34
Voucher Number	Bank Name	Account Number	Check Number	Payee	Amount	Type
AP22040	NM Bank and Trust	120106281	4030	Accountability And Compliance Resources LLC	\$627.98	Accounts Payable
Vendor	PO Number	Invoice #	Account Code	Description	Issue Date	Amount
Accountability And Compliance Resources LLC	PO22-0002	6530	11000-2100-55915-0000-001752-0000-00000	STARs Reporting Assistance with sales tax	06/29/2021	\$627.98
Sub Total						\$627.98
Voucher Number	Bank Name	Account Number	Check Number	Payee	Amount	Type
AP22040	NM Bank and Trust	120106281	4031	ACES - Assoc. of Charter School Education Services	\$10,378.92	Accounts Payable
Vendor	PO Number	Invoice #	Account Code	Description	Issue Date	Amount
ACES - Assoc. of Charter School Education Services	PO22-0024	9069	11000-2500-53414-0000-001752-0000-00000	Business Management Services	06/29/2021	\$10,378.92
Sub Total						\$10,378.92
Voucher Number	Bank Name	Account Number	Check Number	Payee	Amount	Type
AP22040	NM Bank and Trust	120106281	4032	Alice Training	\$911.55	Accounts Payable
Vendor	PO Number	Invoice #	Account Code	Description	Issue Date	Amount
Alice Training	PO22-0005	68912	11000-1000-53330-1010-001752-0000-00000	Access to School Safety and Wellness Suite courses.	11/22/2021	\$761.55
Alice Training	PO22-0005	68912	11000-1000-53711-1010-001752-0000-00000	eLearning Support and Maintenance	11/22/2021	\$150.00
Sub Total						\$911.55
Voucher Number	Bank Name	Account Number	Check Number	Payee	Amount	Type
AP22040	NM Bank and Trust	120106281	4033	CenturyLink Communications, LLC	\$66.74	Accounts Payable
Vendor	PO Number	Invoice #	Account Code	Description	Issue Date	Amount
CenturyLink Communications, LLC	PO22-0008	2539 499B 2022 02 22	11000-2600-54416-0000-001752-0000-00000	Communication Services	06/29/2021	\$66.74
Sub Total						\$66.74
Voucher Number	Bank Name	Account Number	Check Number	Payee	Amount	Type
AP22040	NM Bank and Trust	120106281	4035	CNM Cashier's Office	\$174.50	Accounts Payable
Vendor	PO Number	Invoice #	Account Code	Description	Issue Date	Amount
CNM Cashier's Office	PO22-0084	SP22-1062-A	14000-1000-56111-1010-001752-0000-00000	Student Book Fees	10/18/2021	\$113.71
CNM Cashier's Office	PO22-0084	SP22-1062-A	27109-1000-56111-1010-001752-0000-00000	Student Book Fees	10/18/2021	\$60.79
Sub Total						\$174.50

Voucher Number	Bank Name	Account Number	Check Number	Payee	Amount	Type
AP22040	NM Bank and Trust	120106281	4036	Comnet Consulting, Inc.	\$2,966.56	Accounts Payable
Vendor	PO Number	Invoice #	Account Code	Description	Issue Date	Amount
Comnet Consulting, Inc.	PO22-0014	15042	11000-2500-53414-0000-001752-0000-00000	IT Services	08/04/2021	\$2,966.56
Sub Total						\$2,966.56
Voucher Number	Bank Name	Account Number	Check Number	Payee	Amount	Type
AP22040	NM Bank and Trust	120106281	4037	Frontier Restaurant	\$75.15	Accounts Payable
Vendor	PO Number	Invoice #	Account Code	Description	Issue Date	Amount
Frontier Restaurant	PO22-0155	20222502	11000-2400-56118-0000-001752-0000-00000	Lunch for students as needed.	02/24/2022	\$75.15
Sub Total						\$75.15
Voucher Number	Bank Name	Account Number	Check Number	Payee	Amount	Type
AP22040	NM Bank and Trust	120106281	4038	inAccord P.C.	\$3,236.25	Accounts Payable
Vendor	PO Number	Invoice #	Account Code	Description	Issue Date	Amount
inAccord P.C.	PO22-0019	438	11000-2300-53413-0000-001752-0000-00000	Legal Services	06/29/2021	\$3,236.25
Sub Total						\$3,236.25
Voucher Number	Bank Name	Account Number	Check Number	Payee	Amount	Type
AP22040	NM Bank and Trust	120106281	4039	Jive Communications	\$675.59	Accounts Payable
Vendor	PO Number	Invoice #	Account Code	Description	Issue Date	Amount
Jive Communications	PO22-0022	IN7101006021	11000-2600-54416-0000-001752-0000-00000	VoIP - Communication Services	06/29/2021	\$675.59
Sub Total						\$675.59
Voucher Number	Bank Name	Account Number	Check Number	Payee	Amount	Type
AP22040	NM Bank and Trust	120106281	4040	JMP Academy of Professional Development	\$1,977.70	Accounts Payable
Vendor	PO Number	Invoice #	Account Code	Description	Issue Date	Amount
JMP Academy of Professional Development	PO22-0052	1076	11000-2100-53414-2000-001752-0000-00000	Special Ed Coord PD and Consultant	09/28/2021	\$1,833.33
JMP Academy of Professional Development	PO22-0052	1076	11000-2100-53414-2000-001752-0000-00000	Tax	09/28/2021	\$144.37
Sub Total						\$1,977.70
Voucher Number	Bank Name	Account Number	Check Number	Payee	Amount	Type
AP22040	NM Bank and Trust	120106281	4041	M. N. Roberts	\$3,230.00	Accounts Payable
Vendor	PO Number	Invoice #	Account Code	Description	Issue Date	Amount
M. N. Roberts	PO22-0090	20220228	24308-2100-53414-0000-001752-0000-00000	Program Development Coordinator Support	12/12/2021	\$3,230.00
Sub Total						\$3,230.00

Voucher Number	Bank Name	Account Number	Check Number	Payee	Amount	Type
AP22040	NM Bank and Trust	120106281	4042	Orkin Pest Control	\$90.62	Accounts Payable
Vendor	PO Number	Invoice #	Account Code	Description	Issue Date	Amount
Orkin Pest Control	PO22-0041	224028428	11000-2600-55915-0000-001752-0000-00000	Pest Control	06/29/2021	\$90.62
Sub Total						\$90.62
Voucher Number	Bank Name	Account Number	Check Number	Payee	Amount	Type
AP22040	NM Bank and Trust	120106281	4043	Romero Consulting, LLC	\$539.38	Accounts Payable
Vendor	PO Number	Invoice #	Account Code	Description	Issue Date	Amount
Romero Consulting, LLC	PO22-0035	1666	11000-2300-53414-0000-001752-0000-00000	Lobbyist	06/29/2021	\$539.38
Sub Total						\$539.38
Voucher Number	Bank Name	Account Number	Check Number	Payee	Amount	Type
AP22040	NM Bank and Trust	120106281	4044	Sharp Business Systems	\$64.75	Accounts Payable
Vendor	PO Number	Invoice #	Account Code	Description	Issue Date	Amount
Sharp Business Systems	PO21-0205	9003676120	11000-1000-55915-1010-001752-0000-00000	Copy Overages	12/17/2021	\$64.75
Sub Total						\$64.75
Voucher Number	Bank Name	Account Number	Check Number	Payee	Amount	Type
AP22040	NM Bank and Trust	120106281	4046	CES - Cooperative Education Service	\$131.00	Accounts Payable
Vendor	PO Number	Invoice #	Account Code	Description	Issue Date	Amount
CES - Cooperative Education Service	PO22-0009	36-038749	11000-2100-53211-2000-001752-0000-00000	Diagnostician Services	11/12/2021	\$131.00
Sub Total						\$131.00
Voucher Number	Bank Name	Account Number	Check Number	Payee	Amount	Type
AP22041	NM Bank and Trust	120106281	4050	Albuquerque Charter School League	\$350.00	Accounts Payable
Vendor	PO Number	Invoice #	Account Code	Description	Issue Date	Amount
Albuquerque Charter School League	PO22-0096	053a	11000-1000-53711-9000-001752-0000-00000	Registration Fee	03/04/2022	\$50.00
Albuquerque Charter School League	PO22-0096	053a	11000-1000-53711-9000-001752-0000-00000	Volleyball	03/04/2022	\$300.00
Sub Total						\$350.00
Voucher Number	Bank Name	Account Number	Check Number	Payee	Amount	Type
AP22041	NM Bank and Trust	120106281	4052	CNM Bookstore FHEG	\$2,291.25	Accounts Payable
Vendor	PO Number	Invoice #	Account Code	Description	Issue Date	Amount

CNM Bookstore FHEG	PO22-0057	1108509	27502-1000-56118-1010-001752-0000-00000	Emergency Medical Responder Books	03/03/2022	\$2,291.25
Sub Total						\$2,291.25
Voucher Number	Bank Name	Account Number	Check Number	Payee	Amount	Type
AP22041	NM Bank and Trust	120106281	4053	Culligan Bottled Water of Albuquerque	\$41.60	Accounts Payable
Vendor	PO Number	Invoice #	Account Code	Description	Issue Date	Amount
Culligan Bottled Water of Albuquerque	PO22-0015	262771	11000-2100-56118-0000-001752-0000-00000	Bottled Water	06/29/2021	\$41.60
Sub Total						\$41.60
Voucher Number	Bank Name	Account Number	Check Number	Payee	Amount	Type
AP22041	NM Bank and Trust	120106281	4054	Herff Jones Inc.	\$198.72	Accounts Payable
Vendor	PO Number	Invoice #	Account Code	Description	Issue Date	Amount
Herff Jones Inc.	PO22-0138	1106824	11000-2400-56118-0000-001752-0000-00000	Diploma Covers	03/10/2022	\$179.74
Herff Jones Inc.	PO22-0138	1106824	11000-2400-56118-0000-001752-0000-00000	Shipping	03/10/2022	\$18.98
Sub Total						\$198.72
Voucher Number	Bank Name	Account Number	Check Number	Payee	Amount	Type
AP22041	NM Bank and Trust	120106281	4055	NMACES	\$29.67	Accounts Payable
Vendor	PO Number	Invoice #	Account Code	Description	Issue Date	Amount
NMACES	PO22-0164	9084	11000-2500-56118-0000-001752-0000-00000	1099 and W-2 Forms Reference closed PO22-0118	03/04/2022	\$29.67
Sub Total						\$29.67
Voucher Number	Bank Name	Account Number	Check Number	Payee	Amount	Type
AP22041	NM Bank and Trust	120106281	4056	Quadient Leasing USA, Inc	\$75.34	Accounts Payable
Vendor	PO Number	Invoice #	Account Code	Description	Issue Date	Amount
Quadient Leasing USA, Inc	PO22-0034	P9283433	11000-2500-55915-0000-001752-0000-00000	Property Tax Recovery	03/11/2022	\$75.34
Sub Total						\$75.34
Voucher Number	Bank Name	Account Number	Check Number	Payee	Amount	Type
AP22041	NM Bank and Trust	120106281	4057	SG Consulting Services	\$539.38	Accounts Payable
Vendor	PO Number	Invoice #	Account Code	Description	Issue Date	Amount
SG Consulting Services	PO22-0036	403	11000-2300-53414-0000-001752-0000-00000	Lobbyist	06/29/2021	\$539.38
Sub Total						\$539.38
Voucher Number	Bank Name	Account Number	Check Number	Payee	Amount	Type
AP22041	NM Bank and Trust	120106281	4058	Vector Networks, Inc	\$12,375.00	Accounts Payable

Vendor	PO Number	Invoice #	Account Code	Description	Issue Date	Amount
Vector Networks, Inc	PO22-0157	57749	11000-2500-56113-0000-001752-0000-00000	Start-up Package - One-time fee	02/28/2022	\$2,375.00
Vector Networks, Inc	PO22-0157	57749	11000-2500-56113-0000-001752-0000-00000	Vizor Chromebook Management Annual Subscription	02/28/2022	\$10,000.00
Sub Total						\$12,375.00
Voucher Number	Bank Name	Account Number	Check Number	Payee	Amount	Type
AP22041	NM Bank and Trust	120106281	4059	Verizon Wireless	\$314.28	Accounts Payable
Vendor	PO Number	Invoice #	Account Code	Description	Issue Date	Amount
Verizon Wireless	PO21-0112	9900812574	24308-2600-54416-0000-001752-0000-00000	18-hot spots at \$15/month for 1 year for student use at home. \$15 Access \$2 Content Filtering \$3 Surcharge	12/27/2021	\$314.28
Sub Total						\$314.28
Voucher Number	Bank Name	Account Number	Check Number	Payee	Amount	Type
AP22042	NM Bank and Trust	120106281	4060	Alarm Research Inc.	\$86.30	Accounts Payable
Vendor	PO Number	Invoice #	Account Code	Description	Issue Date	Amount
Alarm Research Inc.	PO22-0003	210467	11000-2600-55915-0000-001752-0000-00000	Alarm Services and Inspection	06/29/2021	\$86.30
Sub Total						\$86.30
Voucher Number	Bank Name	Account Number	Check Number	Payee	Amount	Type
AP22042	NM Bank and Trust	120106281	4061	CES - Cooperative Education Service	\$300.64	Accounts Payable
Vendor	PO Number	Invoice #	Account Code	Description	Issue Date	Amount
CES - Cooperative Education Service	PO22-0009	36-043026	11000-2100-53211-2000-001752-0000-00000	Diagnostician Services	11/12/2021	\$300.64
Sub Total						\$300.64
Voucher Number	Bank Name	Account Number	Check Number	Payee	Amount	Type
AP22042	NM Bank and Trust	120106281	4062	Ephesus Office Technologies	\$206.37	Accounts Payable
Vendor	PO Number	Invoice #	Account Code	Description	Issue Date	Amount
Ephesus Office Technologies	PO22-0064	5019239519	11000-1000-54630-1010-001752-0000-00000	For Kyocera TA-6053ci / Pricing based on CES Contract # 2021-15-AC01-ALL for 60 month lease	12/21/2021	\$191.31
Ephesus Office Technologies	PO22-0064	5019239519	11000-1000-54630-1010-001752-0000-00000	Sales Tax for Lease	12/21/2021	\$15.06
Sub Total						\$206.37
Voucher Number	Bank Name	Account Number	Check Number	Payee	Amount	Type
AP22042	NM Bank and Trust	120106281	4063	Sharp Business Systems	\$65.46	Accounts Payable
Vendor	PO Number	Invoice #	Account Code	Description	Issue Date	Amount

Sharp Business Systems	PO21-0205	9003719739	11000-1000-55915-1010-001752-0000-00000	Copy Overages	12/17/2021	\$65.46
Sub Total						\$65.46
Voucher Number	Bank Name	Account Number	Check Number	Payee	Amount	Type
AP22042	NM Bank and Trust	120106281	4064	Visa Pcard	\$1,430.24	Accounts Payable
Vendor	PO Number	Invoice #	Account Code	Description	Issue Date	Amount
Visa Pcard	PO22-0165	24445002064200104916273	11000-2500-56113-0000-001752-0000-00000	EZReports SaaS (software as a service) to serve 1 site (ESSER III) for the period October 1, 2021 - Sept 30,2022	03/04/2022	\$1,000.00
Visa Pcard	PO22-0165	24445002064200104916273	11000-2500-56113-0000-001752-0000-00000	Service Fee	03/04/2022	\$35.00
Visa Pcard	PO22-0132	2403454206900095493463	11000-2600-56211-0000-001752-0000-00000	Gas for HLHS suburban for student field trip.	03/11/2022	\$95.00
Visa Pcard	PO22-0154	24445002066400136181908	11000-2100-53711-0000-001752-0000-00000	Student Testing: Snacks and supplies not to exceed \$250.00	03/16/2022	\$46.52
Visa Pcard	PO22-0131	24445002069500361639269	11000-2400-56118-0000-001752-0000-00000	Lunch and snacks for students as needed basis	03/17/2022	\$63.92
Visa Pcard	PO22-0131	24445002071500440392415	11000-2400-56118-0000-001752-0000-00000	Lunch and snacks for students as needed basis	03/17/2022	\$119.85
Visa Pcard	PO22-0131	24943002070898000045755	11000-2400-56118-0000-001752-0000-00000	Lunch and snacks for students as needed basis	03/17/2022	\$69.95
Sub Total						\$1,430.24
Voucher Number	Bank Name	Account Number	Check Number	Payee	Amount	Type
AP22043	NM Bank and Trust	120106281	4065	Antoinette Pacheco	\$4,916.94	Accounts Payable
Vendor	PO Number	Invoice #	Account Code	Description	Issue Date	Amount
Antoinette Pacheco	PO22-0121	2	11000-2500-53414-0000-001752-0000-00000	Facility Acquisition Consultant	03/22/2022	\$4,558.00
Antoinette Pacheco	PO22-0121	2	11000-2500-53414-0000-001752-0000-00000	Sales Tax	03/22/2022	\$358.94
Sub Total						\$4,916.94
Voucher Number	Bank Name	Account Number	Check Number	Payee	Amount	Type
AP22043	NM Bank and Trust	120106281	4066	CNM Cashier's Office	\$2,389.00	Accounts Payable
Vendor	PO Number	Invoice #	Account Code	Description	Issue Date	Amount
CNM Cashier's Office	PO22-0146	SP22-1062-B	11000-1000-53711-1010-001752-0000-00000	HLTH 1001 (CPR) Program Fees	02/04/2022	\$544.00
CNM Cashier's Office	PO22-0146	SP22-1062-B	11000-1000-53711-1010-001752-0000-00000	Nursing Assistant Program Fees	02/04/2022	\$1,845.00
Sub Total						\$2,389.00
Voucher Number	Bank Name	Account Number	Check Number	Payee	Amount	Type
AP22043	NM Bank and Trust	120106281	4067	U-Stor-It	\$139.00	Accounts Payable
Vendor	PO Number	Invoice #	Account Code	Description	Issue Date	Amount

U-Stor-It	PO22-0029	3723-3	11000-2600-54610-0000-001752-0000-00000	Rental for Storage Unit	06/29/2021	\$139.00
Sub Total						\$139.00
Voucher Number	Bank Name	Account Number	Check Number	Payee	Amount	Type
AP22044	NM Bank and Trust	120106281	4071	Accountability And Compliance Resources LLC	\$627.98	Accounts Payable
Vendor	PO Number	Invoice #	Account Code	Description	Issue Date	Amount
Accountability And Compliance Resources LLC	PO22-0002	6608	11000-2100-55915-0000-001752-0000-00000	STARs Reporting Assistance with sales tax	06/29/2021	\$627.98
Sub Total						\$627.98
Voucher Number	Bank Name	Account Number	Check Number	Payee	Amount	Type
AP22044	NM Bank and Trust	120106281	4072	CenturyLink Communications, LLC	\$66.74	Accounts Payable
Vendor	PO Number	Invoice #	Account Code	Description	Issue Date	Amount
CenturyLink Communications, LLC	PO22-0008	2539 499 2022 03 22	11000-2600-54416-0000-001752-0000-00000	Communication Services	06/29/2021	\$66.74
Sub Total						\$66.74
Voucher Number	Bank Name	Account Number	Check Number	Payee	Amount	Type
AP22044	NM Bank and Trust	120106281	4073	Comnet Consulting, Inc.	\$2,966.56	Accounts Payable
Vendor	PO Number	Invoice #	Account Code	Description	Issue Date	Amount
Comnet Consulting, Inc.	PO22-0014	15188	11000-2500-53414-0000-001752-0000-00000	IT Services	08/04/2021	\$2,966.56
Sub Total						\$2,966.56
Voucher Number	Bank Name	Account Number	Check Number	Payee	Amount	Type
AP22044	NM Bank and Trust	120106281	4074	Dion's Pizza	\$107.15	Accounts Payable
Vendor	PO Number	Invoice #	Account Code	Description	Issue Date	Amount
Dion's Pizza	PO22-0163	43939	29102-2400-56118-0000-001752-0000-00000	Pizza. NTE \$200	03/03/2022	\$107.15
Sub Total						\$107.15
Voucher Number	Bank Name	Account Number	Check Number	Payee	Amount	Type
AP22044	NM Bank and Trust	120106281	4075	JMP Academy of Professional Development	\$1,977.70	Accounts Payable
Vendor	PO Number	Invoice #	Account Code	Description	Issue Date	Amount
JMP Academy of Professional Development	PO22-0052	1085	11000-2100-53414-2000-001752-0000-00000	Special Ed Coord PD and Consultant	09/28/2021	\$1,833.33
JMP Academy of Professional Development	PO22-0052	1085	11000-2100-53414-2000-001752-0000-00000	Tax	09/28/2021	\$144.37
Sub Total						\$1,977.70
Voucher Number	Bank Name	Account Number	Check Number	Payee	Amount	Type

Vendor	PO Number	Invoice #	Account Code	Description	Issue Date	Amount
AP22044	NM Bank and Trust	120106281	4076	National Cleaning	\$1,874.87	Accounts Payable
National Cleaning	PO22-0156	000481	11000-2600-55915-0000-001752-0000-00000	Janitorial Services, March 1-May 30, 2022.	02/28/2022	\$1,738.00
National Cleaning	PO22-0156	000481	11000-2600-55915-0000-001752-0000-00000	Tax	02/28/2022	\$136.87
Sub Total						\$1,874.87
Grand Total						\$85,659.14

Health Leadership High School

Account Summary Report

Cycle: FY21-22; Begin Date: 03/01/2022; End Date: 03/31/2022; Account Type: Revenue; Subtotal Elements: Fund,Function; Account Expression: [All]; Subtotal By Account Type: Yes; Include Unposted Transactions: No; Created On: 4/12/2022 4:52:12 PM

Account Code	Description	Actual (Date Range)	Budget (YTD)	Actual (YTD)	Encumbrance (YTD)	Available (YTD)	% of Budget
11000-0000-41500-0000-001752-0000-00000	Operational-Investment Income	\$0.00	\$0.00	(\$1.94)	\$0.00	\$1.94	0.00
11000-0000-41701-0000-001752-0000-00000	Operational-Fees - Activities	(\$97.00)	\$0.00	(\$304.00)	\$0.00	\$304.00	0.00
11000-0000-41920-0000-001752-0000-00000	Operational-Contributions/Donations - Private Sources (Non Categorical)	\$0.00	\$0.00	(\$200.00)	\$0.00	\$200.00	0.00
11000-0000-41921-0000-001752-0000-00000	Operational-Instructional - Categorical	\$0.00	\$0.00	(\$500.00)	\$0.00	\$500.00	0.00
11000-0000-43101-0000-001752-0000-00000	State Equalization Guarantee	(\$210,459.19)	(\$2,238,264.00)	(\$1,726,572.40)	\$0.00	(\$511,691.60)	77.13
11000-0000-43202-0000-001752-0000-00000	Operational-State Flow-through Grant	(\$11,588.00)	\$0.00	(\$11,588.00)	\$0.00	\$11,588.00	0.00
Subtotal of Element: Revenue		(\$222,144.19)	(\$2,238,264.00)	(\$1,739,166.34)	\$0.00	(\$499,097.66)	77.70
Subtotal of Element: [Function] 0000 - Revenue/Balance Sheet		(\$222,144.19)	(\$2,238,264.00)	(\$1,739,166.34)	\$0.00	(\$499,097.66)	77.70
Subtotal of Element: [Fund] 11000 -		(\$222,144.19)	(\$2,238,264.00)	(\$1,739,166.34)	\$0.00	(\$499,097.66)	77.70
24101-0000-41924-0000-001752-0000-00000	Title I - IASA-Flow-through Grants From Districts to Charter Schools	\$0.00	(\$141,999.00)	(\$36,494.18)	\$0.00	(\$105,504.82)	25.70
Subtotal of Element: Revenue		\$0.00	(\$141,999.00)	(\$36,494.18)	\$0.00	(\$105,504.82)	25.70
Subtotal of Element: [Function] 0000 - Revenue/Balance Sheet		\$0.00	(\$141,999.00)	(\$36,494.18)	\$0.00	(\$105,504.82)	25.70
Subtotal of Element: [Fund] 24101 - Title I -		\$0.00	(\$141,999.00)	(\$36,494.18)	\$0.00	(\$105,504.82)	25.70
24106-0000-41924-0000-001752-0000-00000	Entitlement IDEA-B-Flow-through Grants From Districts to Charter Schools	(\$18,827.79)	(\$43,061.00)	(\$32,528.63)	\$0.00	(\$10,532.37)	75.54
Subtotal of Element: Revenue		(\$18,827.79)	(\$43,061.00)	(\$32,528.63)	\$0.00	(\$10,532.37)	75.54
Subtotal of Element: [Function] 0000 - Revenue/Balance Sheet		(\$18,827.79)	(\$43,061.00)	(\$32,528.63)	\$0.00	(\$10,532.37)	75.54
Subtotal of Element: [Fund] 24106 - Entitlement IDEA-B		(\$18,827.79)	(\$43,061.00)	(\$32,528.63)	\$0.00	(\$10,532.37)	75.54
24146-0000-41924-0000-001752-0000-00000	Charter Schools-Flow-through Grants From Districts to Charter Schools	\$0.00	\$0.00	(\$3,465.47)	\$0.00	\$3,465.47	0.00
Subtotal of Element: Revenue		\$0.00	\$0.00	(\$3,465.47)	\$0.00	\$3,465.47	0.00
Subtotal of Element: [Function] 0000 - Revenue/Balance Sheet		\$0.00	\$0.00	(\$3,465.47)	\$0.00	\$3,465.47	0.00
Subtotal of Element: [Fund] 24146 - Charter Schools		\$0.00	\$0.00	(\$3,465.47)	\$0.00	\$3,465.47	0.00
24153-0000-41924-0000-001752-0000-00000	English Language Acquisition-Flow-through Grants From Districts to Charter Schools	\$0.00	(\$1,825.00)	\$0.00	\$0.00	(\$1,825.00)	0.00
Subtotal of Element: Revenue		\$0.00	(\$1,825.00)	\$0.00	\$0.00	(\$1,825.00)	0.00
Subtotal of Element: [Function] 0000 - Revenue/Balance Sheet		\$0.00	(\$1,825.00)	\$0.00	\$0.00	(\$1,825.00)	0.00
Subtotal of Element: [Fund] 24153 - English Language Acquisition		\$0.00	(\$1,825.00)	\$0.00	\$0.00	(\$1,825.00)	0.00

24154-0000-41924-0000-001752-0000-00000	Teacher/Principal Training & Recruiting-Flow-through Grants From Districts to Charter Schools	\$0.00	(\$7,916.00)	(\$8,083.74)	\$0.00	\$167.74	102.11
Subtotal of Element: Revenue		\$0.00	(\$7,916.00)	(\$8,083.74)	\$0.00	\$167.74	102.12
Subtotal of Element: [Function] 0000 - Revenue/Balance Sheet		\$0.00	(\$7,916.00)	(\$8,083.74)	\$0.00	\$167.74	102.12
Subtotal of Element: [Fund] 24154 - Teacher/Principal Training & Recruiting		\$0.00	(\$7,916.00)	(\$8,083.74)	\$0.00	\$167.74	102.12
24174-0000-41924-0000-001752-0000-00000	Carl D Perkins Secondary - Current-Flow-through Grants From Districts to Charter Schools	\$0.00	(\$7,051.00)	(\$1,318.73)	\$0.00	(\$5,732.27)	18.70
Subtotal of Element: Revenue		\$0.00	(\$7,051.00)	(\$1,318.73)	\$0.00	(\$5,732.27)	18.70
Subtotal of Element: [Function] 0000 - Revenue/Balance Sheet		\$0.00	(\$7,051.00)	(\$1,318.73)	\$0.00	(\$5,732.27)	18.70
Subtotal of Element: [Fund] 24174 - Carl D Perkins Secondary - Current		\$0.00	(\$7,051.00)	(\$1,318.73)	\$0.00	(\$5,732.27)	18.70
24176-0000-41924-0000-001752-0000-00000	Carl D Perkins Secondary - Redistribution-Flow-through Grants From Districts to Charter Schools	\$0.00	(\$16,644.00)	(\$15,743.55)	\$0.00	(\$900.45)	94.58
Subtotal of Element: Revenue		\$0.00	(\$16,644.00)	(\$15,743.55)	\$0.00	(\$900.45)	94.59
Subtotal of Element: [Function] 0000 - Revenue/Balance Sheet		\$0.00	(\$16,644.00)	(\$15,743.55)	\$0.00	(\$900.45)	94.59
Subtotal of Element: [Fund] 24176 - Carl D Perkins Secondary - Redistribution		\$0.00	(\$16,644.00)	(\$15,743.55)	\$0.00	(\$900.45)	94.59
24190-0000-41924-0000-001752-0000-00000	Comprehensive Support and Improvement (CSI)-Flow-through Grants From Districts to Charter Schools	\$0.00	\$0.00	(\$8,503.64)	\$0.00	\$8,503.64	0.00
Subtotal of Element: Revenue		\$0.00	\$0.00	(\$8,503.64)	\$0.00	\$8,503.64	0.00
Subtotal of Element: [Function] 0000 - Revenue/Balance Sheet		\$0.00	\$0.00	(\$8,503.64)	\$0.00	\$8,503.64	0.00
Subtotal of Element: [Fund] 24190 - Comprehensive Support and Improvement (CSI)		\$0.00	\$0.00	(\$8,503.64)	\$0.00	\$8,503.64	0.00
24191-0000-41924-0000-001752-0000-00000	Title I - HS Redesign-Flow-through Grants From Districts to Charter Schools	\$0.00	\$0.00	(\$21,139.38)	\$0.00	\$21,139.38	0.00
Subtotal of Element: Revenue		\$0.00	\$0.00	(\$21,139.38)	\$0.00	\$21,139.38	0.00
Subtotal of Element: [Function] 0000 - Revenue/Balance Sheet		\$0.00	\$0.00	(\$21,139.38)	\$0.00	\$21,139.38	0.00
Subtotal of Element: [Fund] 24191 - Title I - HS Redesign		\$0.00	\$0.00	(\$21,139.38)	\$0.00	\$21,139.38	0.00
24301-0000-41924-0000-001752-0000-00000	CARES Act - Revenue	\$0.00	\$0.00	(\$705.90)	\$0.00	\$705.90	0.00
Subtotal of Element: Revenue		\$0.00	\$0.00	(\$705.90)	\$0.00	\$705.90	0.00
Subtotal of Element: [Function] 0000 - Revenue/Balance Sheet		\$0.00	\$0.00	(\$705.90)	\$0.00	\$705.90	0.00
Subtotal of Element: [Fund] 24301 - CARES Act		\$0.00	\$0.00	(\$705.90)	\$0.00	\$705.90	0.00
24308-0000-41924-0000-001752-0000-00000	CRRSA, ESSER II-Flow-through Grants From Districts to Charter Schools	\$0.00	(\$274,937.00)	(\$89,716.16)	\$0.00	(\$185,220.84)	32.63
Subtotal of Element: Revenue		\$0.00	(\$274,937.00)	(\$89,716.16)	\$0.00	(\$185,220.84)	32.63

Subtotal of Element: [Function] 0000 - Revenue/Balance Sheet		\$0.00	(\$274,937.00)	(\$89,716.16)	\$0.00	(\$185,220.84)	32.63
Subtotal of Element: [Fund] 24308 - CRRSA, ESSER II		\$0.00	(\$274,937.00)	(\$89,716.16)	\$0.00	(\$185,220.84)	32.63
24309-0000-41924-0000-001752-0000-00000	CRRSA - SEL-Flow-through Grants From Districts to Charter Schools	\$0.00	(\$15,000.00)	\$0.00	\$0.00	(\$15,000.00)	0.00
Subtotal of Element: Revenue		\$0.00	(\$15,000.00)	\$0.00	\$0.00	(\$15,000.00)	0.00
Subtotal of Element: [Function] 0000 - Revenue/Balance Sheet		\$0.00	(\$15,000.00)	\$0.00	\$0.00	(\$15,000.00)	0.00
Subtotal of Element: [Fund] 24309 - CRRSA -		\$0.00	(\$15,000.00)	\$0.00	\$0.00	(\$15,000.00)	0.00
24312-0000-41924-0000-001752-0000-00000	ESSER CRRSA Retention Stipend-Flow-through Grants From Districts to Charter Schools	\$0.00	(\$2,068.00)	\$0.00	\$0.00	(\$2,068.00)	0.00
Subtotal of Element: Revenue		\$0.00	(\$2,068.00)	\$0.00	\$0.00	(\$2,068.00)	0.00
Subtotal of Element: [Function] 0000 - Revenue/Balance Sheet		\$0.00	(\$2,068.00)	\$0.00	\$0.00	(\$2,068.00)	0.00
Subtotal of Element: [Fund] 24312 - ESSER CRRSA Retention Stipend		\$0.00	(\$2,068.00)	\$0.00	\$0.00	(\$2,068.00)	0.00
24330-0000-41924-0000-001752-0000-00000	CRRSA, ESSER III-Flow-through Grants From Districts to Charter Schools	\$0.00	(\$484,134.00)	\$0.00	\$0.00	(\$484,134.00)	0.00
Subtotal of Element: Revenue		\$0.00	(\$484,134.00)	\$0.00	\$0.00	(\$484,134.00)	0.00
Subtotal of Element: [Function] 0000 - Revenue/Balance Sheet		\$0.00	(\$484,134.00)	\$0.00	\$0.00	(\$484,134.00)	0.00
Subtotal of Element: [Fund] 24330 - CRRSA, ESSER III		\$0.00	(\$484,134.00)	\$0.00	\$0.00	(\$484,134.00)	0.00
26222-0000-46100-0000-001752-0000-00000	Emergency Connectivity Fund FCC-Access Board (e-Rate)	\$0.00	(\$79,137.00)	\$0.00	\$0.00	(\$79,137.00)	0.00
Subtotal of Element: Revenue		\$0.00	(\$79,137.00)	\$0.00	\$0.00	(\$79,137.00)	0.00
Subtotal of Element: [Function] 0000 - Revenue/Balance Sheet		\$0.00	(\$79,137.00)	\$0.00	\$0.00	(\$79,137.00)	0.00
Subtotal of Element: [Fund] 26222 - Emergency Connectivity Fund FCC		\$0.00	(\$79,137.00)	\$0.00	\$0.00	(\$79,137.00)	0.00
27107-0000-43202-0000-001752-0000-00000	Library GO Bonds-State Flow-through Grant	\$0.00	(\$2,778.00)	\$0.00	\$0.00	(\$2,778.00)	0.00
27107-0000-43204-0000-001752-0000-00000	Library GO Bonds-Prior Year Balances	\$0.00	(\$3,618.00)	\$0.00	\$0.00	(\$3,618.00)	0.00
Subtotal of Element: Revenue		\$0.00	(\$6,396.00)	\$0.00	\$0.00	(\$6,396.00)	0.00
Subtotal of Element: [Function] 0000 - Revenue/Balance Sheet		\$0.00	(\$6,396.00)	\$0.00	\$0.00	(\$6,396.00)	0.00
Subtotal of Element: [Fund] 27107 - Library GO Bonds		\$0.00	(\$6,396.00)	\$0.00	\$0.00	(\$6,396.00)	0.00
27502-0000-41924-0000-001752-0000-00000	Student Advisement Plan-Flow-through Grants From Districts to Charter Schools	\$0.00	(\$18,810.00)	(\$32,893.15)	\$0.00	\$14,083.15	174.87
Subtotal of Element: Revenue		\$0.00	(\$18,810.00)	(\$32,893.15)	\$0.00	\$14,083.15	174.87
Subtotal of Element: [Function] 0000 - Revenue/Balance Sheet		\$0.00	(\$18,810.00)	(\$32,893.15)	\$0.00	\$14,083.15	174.87
Subtotal of Element: [Fund] 27502 - Student Advisement Plan		\$0.00	(\$18,810.00)	(\$32,893.15)	\$0.00	\$14,083.15	174.87

28211-0000-43215-0000-001752-0000-00000	NMSchools Covid19 TestProgDOH-Inter-Governmental Contract Revenue	\$0.00	(\$77,680.00)	\$0.00	\$0.00	(\$77,680.00)	0.00
Subtotal of Element: Revenue		\$0.00	(\$77,680.00)	\$0.00	\$0.00	(\$77,680.00)	0.00
Subtotal of Element: [Function] 0000 - Revenue/Balance Sheet		\$0.00	(\$77,680.00)	\$0.00	\$0.00	(\$77,680.00)	0.00
Subtotal of Element: [Fund] 28211 - NMSchools Covid19 TestProgDOH		\$0.00	(\$77,680.00)	\$0.00	\$0.00	(\$77,680.00)	0.00
29102-0000-43214-0000-001752-0000-61005	Private Dir Grants (Categorical)-Inter-Governmental Contract Revenue/REC	\$0.00	\$0.00	(\$54,261.88)	\$0.00	\$54,261.88	0.00
Subtotal of Element: Revenue		\$0.00	\$0.00	(\$54,261.88)	\$0.00	\$54,261.88	0.00
Subtotal of Element: [Function] 0000 - Revenue/Balance Sheet		\$0.00	\$0.00	(\$54,261.88)	\$0.00	\$54,261.88	0.00
Subtotal of Element: [Fund] 29102 - Private Dir Grants (Categorical)		\$0.00	\$0.00	(\$54,261.88)	\$0.00	\$54,261.88	0.00
31200-0000-43209-0000-001752-0000-00000	Public School Capital Outlay-PSCOC Awards	\$0.00	(\$141,777.00)	(\$41,007.50)	\$0.00	(\$100,769.50)	28.92
Subtotal of Element: Revenue		\$0.00	(\$141,777.00)	(\$41,007.50)	\$0.00	(\$100,769.50)	28.92
Subtotal of Element: [Function] 0000 - Revenue/Balance Sheet		\$0.00	(\$141,777.00)	(\$41,007.50)	\$0.00	(\$100,769.50)	28.92
Subtotal of Element: [Fund] 31200 - Public School Capital Outlay		\$0.00	(\$141,777.00)	(\$41,007.50)	\$0.00	(\$100,769.50)	28.92
31400-0000-43202-0000-001752-0000-00000	Special Capital Outlay-State-State Flow-through Grant	\$0.00	(\$175,000.00)	\$0.00	\$0.00	(\$175,000.00)	0.00
31400-0000-43204-0000-001752-0000-00000	Special Capital Outlay-State-Prior Year Balances	\$0.00	(\$145,000.00)	\$0.00	\$0.00	(\$145,000.00)	0.00
Subtotal of Element: Revenue		\$0.00	(\$320,000.00)	\$0.00	\$0.00	(\$320,000.00)	0.00
Subtotal of Element: [Function] 0000 - Revenue/Balance Sheet		\$0.00	(\$320,000.00)	\$0.00	\$0.00	(\$320,000.00)	0.00
Subtotal of Element: [Fund] 31400 - Special Capital Outlay-State		\$0.00	(\$320,000.00)	\$0.00	\$0.00	(\$320,000.00)	0.00
31600-0000-41110-0000-001752-0000-00000	Capital Improvements HB-33-Ad Valorem Taxes - School District	(\$1,816.95)	(\$142,061.00)	(\$92,777.00)	\$0.00	(\$49,284.00)	65.30
Subtotal of Element: Revenue		(\$1,816.95)	(\$142,061.00)	(\$92,777.00)	\$0.00	(\$49,284.00)	65.31
Subtotal of Element: [Function] 0000 - Revenue/Balance Sheet		(\$1,816.95)	(\$142,061.00)	(\$92,777.00)	\$0.00	(\$49,284.00)	65.31
Subtotal of Element: [Fund] 31600 - Capital Improvements HB-33		(\$1,816.95)	(\$142,061.00)	(\$92,777.00)	\$0.00	(\$49,284.00)	65.31
31700-0000-43204-0000-001752-0000-00000	Capital Improvements SB-9-Prior Year Balances	\$0.00	(\$4,443.00)	\$0.00	\$0.00	(\$4,443.00)	0.00
Subtotal of Element: Revenue		\$0.00	(\$4,443.00)	\$0.00	\$0.00	(\$4,443.00)	0.00
Subtotal of Element: [Function] 0000 - Revenue/Balance Sheet		\$0.00	(\$4,443.00)	\$0.00	\$0.00	(\$4,443.00)	0.00
Subtotal of Element: [Fund] 31700 - Capital Improvements SB-9		\$0.00	(\$4,443.00)	\$0.00	\$0.00	(\$4,443.00)	0.00
31701-0000-41110-0000-001752-0000-00000	Capital Improvements SB-9 Local-Ad Valorem Taxes - School District	(\$916.42)	(\$71,943.00)	(\$47,564.24)	\$0.00	(\$24,378.76)	66.11
Subtotal of Element: Revenue		(\$916.42)	(\$71,943.00)	(\$47,564.24)	\$0.00	(\$24,378.76)	66.11

Subtotal of Element: [Function] 0000 - Revenue/Balance Sheet		(\$916.42)	(\$71,943.00)	(\$47,564.24)	\$0.00	(\$24,378.76)	66.11
Subtotal of Element: [Fund] 31701 - Capital Improvements SB-9 Local		(\$916.42)	(\$71,943.00)	(\$47,564.24)	\$0.00	(\$24,378.76)	66.11
31703-0000-43202-0000-001752-0000-00000	SB-9 State Match Cash-State Flow-through Grant	\$0.00	(\$12,230.00)	(\$6,066.00)	\$0.00	(\$6,164.00)	49.59
Subtotal of Element: Revenue		\$0.00	(\$12,230.00)	(\$6,066.00)	\$0.00	(\$6,164.00)	49.60
Subtotal of Element: [Function] 0000 - Revenue/Balance Sheet		\$0.00	(\$12,230.00)	(\$6,066.00)	\$0.00	(\$6,164.00)	49.60
Subtotal of Element: [Fund] 31703 - SB-9 State Match Cash		\$0.00	(\$12,230.00)	(\$6,066.00)	\$0.00	(\$6,164.00)	49.60
Grand Total		(\$243,705.35)	(\$4,107,376.00)	(\$2,231,435.49)	\$0.00	(\$1,875,940.51)	54.33

Health Leadership High School

Rollup Report

Cycle: FY21-22; 1st Detail Element: Fund; 1st Detail Level: Detailed; 2nd Detail Element: Object; 2nd Detail Level: Highest; 3rd Detail Element: None; 3rd Detail Level: None; 4th Detail Element: None; 4th Detail Level: None; 5th Detail Element: None; 5th Detail Level: None; Account Expression: ([Object] >= "5"); 1st Subtotal Element: Fund; 1st Subtotal Rollup Level: Detailed; 2nd Subtotal Element: None; 2nd Subtotal Rollup Level: None; 3rd Subtotal Element: None; 3rd Subtotal Rollup Level: None; 4th Subtotal Element: None; 4th Subtotal Rollup Level: None; 5th Subtotal Element: None; 5th Subtotal Rollup Level: None; Begin Date: 03/01/2022; End Date: 03/31/2022; Subtotal on Account Type: No; Include Encumbrances: Yes; Created On: 4/12/2022 4:54:14 PM

Fund	Object	Actuals (Selected Range)	Adopted Budget	Current Budget	Actuals (YTD)	Encumbrances (YTD)	Available	% of Budget
11000 - Operational	51000 - Personnel Services - Compensation	\$78,451.94	\$1,100,066.00	\$1,128,191.00	\$712,464.62	\$297,383.76	\$118,342.62	63.15
11000 - Operational	52000 - Personnel Services - Employee Benefits	\$28,367.29	\$428,033.00	\$439,223.00	\$268,298.16	\$104,741.63	\$66,183.21	61.08
11000 - Operational	53000 - Purchased Professional and Technical Services	\$33,628.10	\$259,995.00	\$306,964.00	\$202,028.96	\$116,677.89	(\$11,742.85)	65.82
11000 - Operational	54000 - Purchased Property Services	\$10,670.15	\$291,973.00	\$296,556.00	\$106,429.12	\$43,516.11	\$146,610.77	35.89
11000 - Operational	55000 - Other Purchased Services	\$3,513.30	\$98,356.00	\$123,294.00	\$68,831.36	\$33,658.30	\$20,804.34	55.83
11000 - Operational	56000 - Supplies	\$9,523.56	\$163,209.00	\$185,882.00	\$51,683.43	\$25,976.44	\$108,222.13	27.80
11000 - Operational	57000 - Property	\$150.14	\$1,996,632.00	\$2,033,072.00	\$995.89	\$0.00	\$2,032,076.11	0.05
Subtotal of Element: [Fund] 11000 - Operational		\$164,304.48	\$4,338,264.00	\$4,513,182.00	\$1,410,731.54	\$621,954.13	\$2,480,496.33	
14000 - Instructional Materials	56000 - Supplies	\$2,404.71	\$11,000.00	\$11,459.00	\$4,146.16	\$7,312.14	\$0.70	36.18
Subtotal of Element: [Fund] 14000 - Instructional Materials		\$2,404.71	\$11,000.00	\$11,459.00	\$4,146.16	\$7,312.14	\$0.70	
23000 - Non-Instructional Support	56000 - Supplies	\$0.00	\$2,443.00	\$2,443.00	\$0.00	\$0.00	\$2,443.00	0.00
Subtotal of Element: [Fund] 23000 - Non-Instructional Support		\$0.00	\$2,443.00	\$2,443.00	\$0.00	\$0.00	\$2,443.00	
24101 - Title I - IASA	51000 - Personnel Services - Compensation	\$8,737.48	\$40,009.00	\$102,809.00	\$55,054.77	\$34,949.86	\$12,804.37	53.55
24101 - Title I - IASA	52000 - Personnel Services - Employee Benefits	\$3,038.87	\$14,175.00	\$37,841.00	\$19,039.28	\$11,698.07	\$7,103.65	50.31
24101 - Title I - IASA	53000 - Purchased Professional and Technical Services	\$0.00	\$100.00	\$100.00	\$0.00	\$0.00	\$100.00	0.00
24101 - Title I - IASA	56000 - Supplies	\$0.00	\$1,249.00	\$1,249.00	\$0.00	\$159.00	\$1,090.00	0.00
Subtotal of Element: [Fund] 24101 - Title I - IASA		\$11,776.35	\$55,533.00	\$141,999.00	\$74,094.05	\$46,806.93	\$21,098.02	
24106 - Entitlement IDEA-B	51000 - Personnel Services - Compensation	\$2,367.00	\$30,771.00	\$30,771.00	\$21,303.00	\$9,468.00	\$0.00	69.23
24106 - Entitlement IDEA-B	52000 - Personnel Services - Employee Benefits	\$803.41	\$10,740.00	\$10,740.00	\$7,129.64	\$2,548.30	\$1,062.06	66.38
24106 - Entitlement IDEA-B	56000 - Supplies	\$0.00	\$1,550.00	\$1,550.00	\$1,550.00	\$0.00	\$0.00	100.00
Subtotal of Element: [Fund] 24106 - Entitlement IDEA-B		\$3,170.41	\$43,061.00	\$43,061.00	\$29,982.64	\$12,016.30	\$1,062.06	
24153 - English Language Acquisition	56000 - Supplies	\$0.00	\$1,825.00	\$1,825.00	\$0.00	\$0.00	\$1,825.00	0.00
Subtotal of Element: [Fund] 24153 - English Language Acquisition		\$0.00	\$1,825.00	\$1,825.00	\$0.00	\$0.00	\$1,825.00	
24154 - Teacher/Principal Training & Recruiting	51000 - Personnel Services - Compensation	\$0.00	\$4,000.00	\$1,500.00	\$1,500.00	\$0.00	\$0.00	100.00

24154 - Teacher/Principal Training & Recruiting	52000 - Personnel Services - Employee Benefits	\$0.00	\$994.00	\$112.00	\$112.95	\$0.00	(\$0.95)	100.85
24154 - Teacher/Principal Training & Recruiting	53000 - Purchased Professional and Technical Services	\$0.00	\$2,922.00	\$6,304.00	\$5,000.00	\$1,303.05	\$0.95	79.31
Subtotal of Element: [Fund] 24154 - Teacher/Principal Training & Recruiting		\$0.00	\$7,916.00	\$7,916.00	\$6,612.95	\$1,303.05	\$0.00	
24174 - Carl D Perkins Secondary - Current	51000 - Personnel Services - Compensation	\$0.00	\$3,000.00	\$3,000.00	\$0.00	\$0.00	\$3,000.00	0.00
24174 - Carl D Perkins Secondary - Current	52000 - Personnel Services - Employee Benefits	\$0.00	\$733.00	\$733.00	\$0.00	\$0.00	\$733.00	0.00
24174 - Carl D Perkins Secondary - Current	53000 - Purchased Professional and Technical Services	\$0.00	\$1,519.00	\$1,519.00	\$0.00	\$0.00	\$1,519.00	0.00
24174 - Carl D Perkins Secondary - Current	55000 - Other Purchased Services	\$0.00	\$280.00	\$280.00	\$0.00	\$0.00	\$280.00	0.00
24174 - Carl D Perkins Secondary - Current	56000 - Supplies	\$0.00	\$1,519.00	\$1,519.00	\$0.00	\$0.00	\$1,519.00	0.00
Subtotal of Element: [Fund] 24174 - Carl D Perkins Secondary - Current		\$0.00	\$7,051.00	\$7,051.00	\$0.00	\$0.00	\$7,051.00	
24176 - Carl D Perkins Secondary - Redistribution	51000 - Personnel Services - Compensation	\$0.00		\$1,245.00	\$1,244.75	\$0.00	\$0.25	99.98
24176 - Carl D Perkins Secondary - Redistribution	53000 - Purchased Professional and Technical Services	\$0.00	\$16,644.00	\$2,276.00	\$1,376.55	\$0.00	\$899.45	60.48
24176 - Carl D Perkins Secondary - Redistribution	57000 - Property	\$0.00		\$13,123.00	\$13,122.25	\$0.00	\$0.75	99.99
Subtotal of Element: [Fund] 24176 - Carl D Perkins Secondary - Redistribution		\$0.00	\$16,644.00	\$16,644.00	\$15,743.55	\$0.00	\$900.45	
24307 - Social Emotional Learning	51000 - Personnel Services - Compensation	\$0.00		\$0.00	\$420.00	\$0.00	(\$420.00)	
24307 - Social Emotional Learning	52000 - Personnel Services - Employee Benefits	\$0.00		\$0.00	\$102.50	\$0.00	(\$102.50)	
24307 - Social Emotional Learning	53000 - Purchased Professional and Technical Services	\$0.00		\$0.00	\$1,800.00	\$0.00	(\$1,800.00)	
24307 - Social Emotional Learning	56000 - Supplies	\$0.00		\$0.00	\$6,809.25	\$0.00	(\$6,809.25)	
Subtotal of Element: [Fund] 24307 - Social Emotional Learning		\$0.00		\$0.00	\$9,131.75	\$0.00	(\$9,131.75)	
24308 - CRRSA, ESSER II	51000 - Personnel Services - Compensation	\$12,004.08	\$198,886.00	\$161,819.00	\$118,180.12	\$42,014.24	\$1,624.64	73.03
24308 - CRRSA, ESSER II	52000 - Personnel Services - Employee Benefits	\$4,427.72	\$72,770.00	\$71,258.00	\$41,431.20	\$15,480.91	\$14,345.89	58.14
24308 - CRRSA, ESSER II	53000 - Purchased Professional and Technical Services	\$3,230.00		\$35,394.00	\$14,450.00	\$18,550.00	\$2,394.00	40.83
24308 - CRRSA, ESSER II	54000 - Purchased Property Services	(\$314.28)		\$3,185.00	\$0.00	\$0.00	\$3,185.00	0.00
24308 - CRRSA, ESSER II	56000 - Supplies	\$0.00	\$3,281.00	\$3,281.00	\$3,281.35	\$432.00	(\$432.35)	100.01
Subtotal of Element: [Fund] 24308 - CRRSA, ESSER II		\$19,347.52	\$274,937.00	\$274,937.00	\$177,342.67	\$76,477.15	\$21,117.18	
24309 - CRRSA - SEL	51000 - Personnel Services - Compensation	\$0.00		\$6,010.00	\$0.00	\$0.00	\$6,010.00	0.00
24309 - CRRSA - SEL	52000 - Personnel Services - Employee Benefits	\$0.00		\$1,490.00	\$0.00	\$0.00	\$1,490.00	0.00

24309 - CRRSA - SEL	53000 - Purchased Professional and Technical Services	\$0.00		\$0.00	\$1,000.00	\$0.00	(\$1,000.00)	
24309 - CRRSA - SEL	56000 - Supplies	\$0.00		\$7,500.00	\$500.11	\$200.00	\$6,799.89	6.67
Subtotal of Element: [Fund] 24309 - CRRSA - SEL		\$0.00		\$15,000.00	\$1,500.11	\$200.00	\$13,299.89	
24312 - ESSER CRRSA Retention Stipend	51000 - Personnel Services - Compensation	\$0.00		\$2,068.00	\$0.00	\$0.00	\$2,068.00	0.00
Subtotal of Element: [Fund] 24312 - ESSER CRRSA Retention Stipend		\$0.00		\$2,068.00	\$0.00	\$0.00	\$2,068.00	
24330 - CRRSA, ESSER III	51000 - Personnel Services - Compensation	\$0.00		\$200,000.00	\$0.00	\$0.00	\$200,000.00	0.00
24330 - CRRSA, ESSER III	52000 - Personnel Services - Employee Benefits	\$0.00		\$74,157.00	\$0.00	\$0.00	\$74,157.00	0.00
24330 - CRRSA, ESSER III	53000 - Purchased Professional and Technical Services	\$0.00		\$63,504.00	\$0.00	\$1,350.00	\$62,154.00	0.00
24330 - CRRSA, ESSER III	56000 - Supplies	\$0.00		\$96,473.00	\$0.00	\$0.00	\$96,473.00	0.00
24330 - CRRSA, ESSER III	57000 - Property	\$0.00		\$50,000.00	\$0.00	\$0.00	\$50,000.00	0.00
Subtotal of Element: [Fund] 24330 - CRRSA, ESSER III		\$0.00		\$484,134.00	\$0.00	\$1,350.00	\$482,784.00	
26222 - Emergency Connectivity Fund FCC	53000 - Purchased Professional and Technical Services	\$628.56		\$3,937.00	\$2,856.96	\$1,080.00	\$0.04	72.57
26222 - Emergency Connectivity Fund FCC	57000 - Property	\$0.00		\$75,200.00	\$0.00	\$59,866.22	\$15,333.78	0.00
Subtotal of Element: [Fund] 26222 - Emergency Connectivity Fund FCC		\$628.56		\$79,137.00	\$2,856.96	\$60,946.22	\$15,333.82	
27107 - Library GO Bonds	56000 - Supplies	\$0.00	\$2,778.00	\$3,079.00	\$3,078.71	\$0.00	\$0.29	99.99
27107 - Library GO Bonds	57000 - Property	\$0.00	\$3,618.00	\$3,317.00	\$0.00	\$0.00	\$3,317.00	0.00
Subtotal of Element: [Fund] 27107 - Library GO Bonds		\$0.00	\$6,396.00	\$6,396.00	\$3,078.71	\$0.00	\$3,317.29	
27109 - Instructional Materials	56000 - Supplies	\$3,738.44	\$7,737.00	\$8,100.00	\$3,837.09	\$1,242.61	\$3,020.30	47.37
Subtotal of Element: [Fund] 27109 - Instructional Materials		\$3,738.44	\$7,737.00	\$8,100.00	\$3,837.09	\$1,242.61	\$3,020.30	
27502 - Student Advisement Plan	51000 - Personnel Services - Compensation	\$0.00	\$1,500.00	\$1,500.00	\$0.00	\$0.00	\$1,500.00	0.00
27502 - Student Advisement Plan	52000 - Personnel Services - Employee Benefits	\$0.00	\$373.00	\$373.00	\$0.00	\$0.00	\$373.00	0.00
27502 - Student Advisement Plan	53000 - Purchased Professional and Technical Services	\$0.00	\$16,937.00	\$16,937.00	\$0.00	\$0.00	\$16,937.00	0.00
27502 - Student Advisement Plan	56000 - Supplies	\$3,088.58	\$0.00	\$0.00	\$3,088.58	\$214.77	(\$3,303.35)	
27502 - Student Advisement Plan	57000 - Property	\$3,475.98	\$0.00	\$0.00	\$3,475.98	\$3,552.42	(\$7,028.40)	
Subtotal of Element: [Fund] 27502 - Student Advisement Plan		\$6,564.56	\$18,810.00	\$18,810.00	\$6,564.56	\$3,767.19	\$8,478.25	
28211 - NMSchools Covid19 TestProgDOH	51000 - Personnel Services - Compensation	\$2,600.00		\$61,500.00	\$5,607.31	\$9,100.00	\$46,792.69	9.12
28211 - NMSchools Covid19 TestProgDOH	52000 - Personnel Services - Employee Benefits	\$654.47		\$15,343.00	\$1,410.20	\$2,286.80	\$11,646.00	9.19
28211 - NMSchools Covid19 TestProgDOH	53000 - Purchased Professional and Technical Services	\$0.00		\$500.00	\$0.00	\$0.00	\$500.00	0.00

28211 - NMSchools Covid19 TestProgDOH	56000 - Supplies	\$0.00		\$337.00	\$0.00	\$0.00	\$337.00	0.00
Subtotal of Element: [Fund] 28211 - NMSchools Covid19 TestProgDOH		\$3,254.47		\$77,680.00	\$7,017.51	\$11,386.80	\$59,275.69	
29102 - Private Dir Grants (Categorical)	55000 - Other Purchased Services	\$0.00		\$10,000.00	\$5,000.00	\$1,549.60	\$3,450.40	50.00
29102 - Private Dir Grants (Categorical)	56000 - Supplies	\$107.15	\$4,000.00	\$4,000.00	\$349.03	\$150.97	\$3,500.00	8.73
29102 - Private Dir Grants (Categorical)	57000 - Property	\$0.00	\$36,669.00	\$26,669.00	\$0.00	\$0.00	\$26,669.00	0.00
Subtotal of Element: [Fund] 29102 - Private Dir Grants (Categorical)		\$107.15	\$40,669.00	\$40,669.00	\$5,349.03	\$1,700.57	\$33,619.40	
31200 - Public School Capital Outlay	54000 - Purchased Property Services	\$11,814.75	\$0.00	\$141,777.00	\$118,147.50	\$23,629.50	\$0.00	83.33
Subtotal of Element: [Fund] 31200 - Public School Capital Outlay		\$11,814.75	\$0.00	\$141,777.00	\$118,147.50	\$23,629.50	\$0.00	
31400 - Special Capital Outlay-State	53000 - Purchased Professional and Technical Services	\$0.00	\$20,200.00	\$20,200.00	\$0.00	\$0.00	\$20,200.00	0.00
31400 - Special Capital Outlay-State	54000 - Purchased Property Services	\$0.00	\$150,000.00	\$150,000.00	\$19,611.69	\$2,020.00	\$128,368.31	13.07
31400 - Special Capital Outlay-State	57000 - Property	\$0.00	\$149,800.00	\$149,800.00	\$0.00	\$0.00	\$149,800.00	0.00
Subtotal of Element: [Fund] 31400 - Special Capital Outlay-State		\$0.00	\$320,000.00	\$320,000.00	\$19,611.69	\$2,020.00	\$298,368.31	
31600 - Capital Improvements HB-33	53000 - Purchased Professional and Technical Services	\$18.17	\$2,131.00	\$5,862.00	\$927.76	\$0.00	\$4,934.24	15.83
31600 - Capital Improvements HB-33	57000 - Property	\$0.00	\$782,380.00	\$782,380.00	\$0.00	\$0.00	\$782,380.00	0.00
Subtotal of Element: [Fund] 31600 - Capital Improvements HB-33		\$18.17	\$784,511.00	\$788,242.00	\$927.76	\$0.00	\$787,314.24	
31700 - Capital Improvements SB-9	57000 - Property	\$0.00	\$4,443.00	\$4,443.00	\$0.00	\$0.00	\$4,443.00	0.00
Subtotal of Element: [Fund] 31700 - Capital Improvements SB-9		\$0.00	\$4,443.00	\$4,443.00	\$0.00	\$0.00	\$4,443.00	
31701 - Capital Improvements SB-9 Local	53000 - Purchased Professional and Technical Services	\$9.16	\$1,080.00	\$1,080.00	\$475.65	\$0.00	\$604.35	44.04
31701 - Capital Improvements SB-9 Local	57000 - Property	\$0.00	\$449,772.00	\$451,000.00	\$4,655.75	\$0.00	\$446,344.25	1.03
Subtotal of Element: [Fund] 31701 - Capital Improvements SB-9 Local		\$9.16	\$450,852.00	\$452,080.00	\$5,131.40	\$0.00	\$446,948.60	
31703 - SB-9 State Match Cash	57000 - Property	\$0.00	\$11,818.00	\$17,982.00	\$0.00	\$0.00	\$17,982.00	0.00
Subtotal of Element: [Fund] 31703 - SB-9 State Match Cash		\$0.00	\$11,818.00	\$17,982.00	\$0.00	\$0.00	\$17,982.00	
Grand Total		\$227,138.73	\$6,403,910.00	\$7,477,035.00	\$1,901,807.63	\$872,112.59	\$4,703,114.78	

Health Leadership High School

Account Summary Report

Cycle: FY21-22; Begin Date: 03/01/2022; End Date: 03/31/2022; Account Type: Expenditure; Subtotal Elements: Fund,Function; Account Expression: ([Object] >= "5") ; Subtotal By Account Type: Yes; Include Unposted Transactions: No; Created On: 4/12/2022 4:50:22 PM

Account Code	Description	Actual (Date Range)	Budget (YTD)	Actual (YTD)	Encumbrance (YTD)	Available (YTD)	% of Budget
11000-1000-51100-0000-001752-1611-00000	Operational-Salaries Expense	\$0.00	\$10,000.00	\$0.00	\$0.00	\$10,000.00	0.00
11000-1000-51100-1010-001752-1411-00000	Salaries Expense: Teachers-Grades 1-12	\$25,636.86	\$393,117.00	\$239,172.33	\$102,547.32	\$51,397.35	60.83
11000-1000-51100-2000-001752-1412-00000	Salaries Expense: Teachers- Special Education	\$7,472.08	\$97,138.00	\$67,248.72	\$29,888.53	\$0.75	69.23
11000-1000-51100-4025-001752-1412-00000	Operational-Salaries Expense	\$424.28	\$22,677.00	\$9,099.00	\$1,697.17	\$11,880.83	40.12
11000-1000-51100-4040-001752-1411-00000	Operational-Salaries Expense	\$1,720.82	\$28,854.00	\$16,189.20	\$6,883.31	\$5,781.49	56.10
11000-1000-51100-4040-001752-1412-00000	Operational-Salaries Expense	\$227.60	\$2,958.00	\$2,048.40	\$910.35	(\$0.75)	69.24
11000-1000-51300-1010-001752-1411-00000	Operational-Additional Compensation	\$0.00	\$3,000.00	\$2,107.25	\$0.00	\$892.75	70.24
11000-1000-51300-9000-001752-1618-00000	Operational-Additional Compensation	\$2,000.00	\$4,500.00	\$4,000.00	\$0.00	\$500.00	88.88
11000-1000-52111-0000-001752-0000-00000	Educational Retirement	\$0.00	\$6,930.00	\$0.00	\$0.00	\$6,930.00	0.00
11000-1000-52111-1010-001752-0000-00000	Operational-Educational Retirement	\$3,883.98	\$56,181.00	\$36,310.24	\$15,535.87	\$4,334.89	64.63
11000-1000-52111-2000-001752-0000-00000	Operational-Educational Retirement	\$1,132.02	\$14,717.00	\$10,188.18	\$4,528.06	\$0.76	69.22
11000-1000-52111-4025-001752-0000-00000	Operational-Educational Retirement	\$64.28	\$3,435.00	\$1,378.52	\$257.11	\$1,799.37	40.13
11000-1000-52111-4040-001752-0000-00000	Operational-Educational Retirement	\$295.20	\$4,819.00	\$2,763.05	\$1,180.87	\$875.08	57.33
11000-1000-52111-9000-001752-0000-00000	Operational-Educational Retirement	\$303.00	\$682.00	\$606.00	\$0.00	\$76.00	88.85
11000-1000-52112-0000-001752-0000-00000	ERA - Retiree Health	\$0.00	\$1,300.00	\$0.00	\$0.00	\$1,300.00	0.00
11000-1000-52112-1010-001752-0000-00000	Operational-ERA - Retiree Health	\$512.78	\$6,918.00	\$4,793.75	\$2,051.10	\$73.15	69.29
11000-1000-52112-2000-001752-0000-00000	Operational-ERA - Retiree Health	\$149.44	\$1,943.00	\$1,344.96	\$597.76	\$0.28	69.22
11000-1000-52112-4025-001752-0000-00000	Operational-ERA - Retiree Health	\$8.48	\$453.00	\$181.92	\$33.92	\$237.16	40.15
11000-1000-52112-4040-001752-0000-00000	Operational-ERA - Retiree Health	\$38.96	\$637.00	\$364.71	\$155.84	\$116.45	57.25
11000-1000-52112-9000-001752-0000-00000	Operational-ERA - Retiree Health	\$40.00	\$590.00	\$80.00	\$0.00	\$510.00	13.55
11000-1000-52210-0000-001752-0000-00000	FICA Payments	\$0.00	\$3,030.00	\$0.00	\$0.00	\$3,030.00	0.00
11000-1000-52210-1010-001752-0000-00000	Operational-FICA Payments	\$1,490.34	\$21,533.00	\$14,221.58	\$6,380.69	\$930.73	66.04
11000-1000-52210-2000-001752-0000-00000	Operational-FICA Payments	\$410.24	\$5,364.00	\$3,705.29	\$1,185.04	\$473.67	69.07
11000-1000-52210-4025-001752-0000-00000	Operational-FICA Payments	\$24.44	\$1,059.00	\$529.01	\$97.76	\$432.23	49.95
11000-1000-52210-4040-001752-0000-00000	Operational-FICA Payments	\$112.16	\$2,012.00	\$1,057.47	\$417.74	\$536.79	52.55
11000-1000-52210-9000-001752-0000-00000	Operational-FICA Payments	\$124.00	\$529.00	\$245.09	\$0.00	\$283.91	46.33
11000-1000-52220-0000-001752-0000-00000	Medicare Payments	\$0.00	\$945.00	\$0.00	\$0.00	\$945.00	0.00
11000-1000-52220-1010-001752-0000-00000	Operational-Medicare Payments	\$348.54	\$5,036.00	\$3,326.05	\$1,492.25	\$217.70	66.04
11000-1000-52220-2000-001752-0000-00000	Operational-Medicare Payments	\$95.96	\$1,251.00	\$866.67	\$383.84	\$0.49	69.27
11000-1000-52220-4025-001752-0000-00000	Operational-Medicare Payments	\$5.72	\$366.00	\$123.73	\$22.88	\$219.39	33.80
11000-1000-52220-4040-001752-0000-00000	Operational-Medicare Payments	\$26.24	\$691.00	\$247.23	\$110.09	\$333.68	35.77
11000-1000-52220-9000-001752-0000-00000	Operational-Medicare Payments	\$29.00	\$316.00	\$57.32	\$0.00	\$258.68	18.13

11000-1000-52311-0000-001752-0000-00000	Health and Medical Premiums	\$0.00	\$1,635.00	\$922.90	\$0.00	\$712.10	56.44
11000-1000-52311-0000-001752-0000-60003	Operational-Health and Medical Premiums	\$0.00	\$0.00	\$853.09	\$0.00	(\$853.09)	0.00
11000-1000-52311-1010-001752-0000-00000	Operational-Health and Medical Premiums	\$2,306.81	\$36,424.00	\$17,372.85	\$8,073.97	\$10,977.18	47.69
11000-1000-52311-2000-001752-0000-00000	Operational-Health and Medical Premiums	\$1,216.95	\$16,132.00	\$10,655.01	\$4,259.36	\$1,217.63	66.04
11000-1000-52311-4025-001752-0000-00000	Operational-Health and Medical Premiums	\$0.00	\$2,217.00	\$612.31	\$0.00	\$1,604.69	27.61
11000-1000-52311-4040-001752-0000-00000	Operational-Health and Medical Premiums	\$200.30	\$3,084.00	\$1,799.29	\$701.05	\$583.66	58.34
11000-1000-52312-0000-001752-0000-00000	Life	\$0.00	\$257.00	\$50.15	\$0.00	\$206.85	19.51
11000-1000-52312-1010-001752-0000-00000	Operational-Life	\$28.84	\$443.00	\$181.69	\$100.94	\$160.37	41.01
11000-1000-52312-2000-001752-0000-00000	Operational-Life	\$7.26	\$94.00	\$60.58	\$25.41	\$8.01	64.44
11000-1000-52312-4025-001752-0000-00000	Operational-Life	\$0.00	\$20.00	\$5.53	\$0.00	\$14.47	27.65
11000-1000-52312-4040-001752-0000-00000	Operational-Life	\$2.08	\$29.00	\$17.94	\$7.28	\$3.78	61.86
11000-1000-52313-0000-001752-0000-00000	Dental	\$0.00	\$357.00	\$0.00	\$0.00	\$357.00	0.00
11000-1000-52313-1010-001752-0000-00000	Operational-Dental	\$76.14	\$1,260.00	\$726.31	\$266.49	\$267.20	57.64
11000-1000-52313-2000-001752-0000-00000	Operational-Dental	\$56.14	\$751.00	\$497.88	\$196.49	\$56.63	66.29
11000-1000-52313-4025-001752-0000-00000	Operational-Dental	\$0.00	\$127.00	\$34.30	\$0.00	\$92.70	27.00
11000-1000-52313-4040-001752-0000-00000	Operational-Dental	\$7.64	\$288.00	\$69.42	\$26.74	\$191.84	24.10
11000-1000-52314-0000-001752-0000-00000	Vision	\$0.00	\$124.00	\$0.00	\$0.00	\$124.00	0.00
11000-1000-52314-1010-001752-0000-00000	Operational-Vision	\$15.87	\$299.00	\$139.48	\$55.59	\$103.93	46.64
11000-1000-52314-2000-001752-0000-00000	Operational-Vision	\$9.68	\$130.00	\$85.50	\$33.88	\$10.62	65.76
11000-1000-52314-4025-001752-0000-00000	Operational-Vision	\$0.00	\$50.00	\$0.00	\$0.00	\$50.00	0.00
11000-1000-52314-4040-001752-0000-00000	Operational-Vision	\$1.46	\$43.00	\$12.10	\$5.11	\$25.79	28.13
11000-1000-52315-0000-001752-0000-00000	Disability	\$0.00	\$360.00	\$0.00	\$0.00	\$360.00	0.00
11000-1000-52315-1010-001752-0000-00000	Operational-Disability	\$28.57	\$707.00	\$258.67	\$100.04	\$348.29	36.58
11000-1000-52315-2000-001752-0000-00000	Operational-Disability	\$13.62	\$202.00	\$122.58	\$47.67	\$31.75	60.68
11000-1000-52315-4025-001752-0000-00000	Operational-Disability	\$0.00	\$114.00	\$0.00	\$0.00	\$114.00	0.00
11000-1000-52315-4040-001752-0000-00000	Operational-Disability	\$2.22	\$207.00	\$18.48	\$7.77	\$180.75	8.92
11000-1000-52500-1010-001752-0000-00000	Operational-Unemployment Compensation	\$84.60	\$773.00	\$480.32	\$331.72	(\$39.04)	62.13
11000-1000-52500-2000-001752-0000-00000	Operational-Unemployment Compensation	\$24.66	\$218.00	\$160.32	\$98.64	(\$40.96)	73.54
11000-1000-52500-4025-001752-0000-00000	Operational-Unemployment Compensation	\$1.40	\$8.00	\$4.49	\$5.60	(\$2.09)	56.12
11000-1000-52500-4040-001752-0000-00000	Operational-Unemployment Compensation	\$6.48	\$58.00	\$36.75	\$25.45	(\$4.20)	63.36
11000-1000-52500-9000-001752-0000-00000	Operational-Unemployment Compensation	\$6.60	\$250.00	\$13.20	\$0.00	\$236.80	5.28
11000-1000-52710-0000-001752-0000-00000	Workers Compensation Premium	\$0.00	\$51.00	\$51.00	\$0.00	\$0.00	100.00
11000-1000-52710-1010-001752-0000-00000	Operational-Workers Compensation Premium	\$0.00	\$6,045.00	\$6,045.00	\$0.00	\$0.00	100.00
11000-1000-52710-2000-001752-0000-00000	Operational-Workers Compensation Premium	\$0.00	\$1,390.00	\$1,390.00	\$0.00	\$0.00	100.00
11000-1000-52710-4025-001752-0000-00000	Operational-Workers Compensation Premium	\$0.00	\$404.00	\$404.00	\$0.00	\$0.00	100.00
11000-1000-52710-4040-001752-0000-00000	Operational-Workers Compensation Premium	\$0.00	\$1,154.00	\$1,154.00	\$0.00	\$0.00	100.00

11000-1000-52720-0000-001752-0000-00000	Workers Compensation Employer's Fee	\$0.00	\$10.00	\$0.00	\$0.00	\$10.00	0.00
11000-1000-52720-1010-001752-0000-00000	Operational-Workers Compensation Employer's Fee	\$12.58	\$66.00	\$43.22	\$0.00	\$22.78	65.48
11000-1000-52720-2000-001752-0000-00000	Operational-Workers Compensation Employer's Fee	\$3.18	\$13.00	\$8.48	\$0.00	\$4.52	65.23
11000-1000-52720-4025-001752-0000-00000	Operational-Workers Compensation Employer's Fee	\$0.17	\$2.00	\$1.15	\$0.00	\$0.85	57.50
11000-1000-52720-4040-001752-0000-00000	Operational-Workers Compensation Employer's Fee	\$0.94	\$4.00	\$2.67	\$0.00	\$1.33	66.75
11000-1000-53211-4040-001752-0000-00000	Operational-Diagnosticians - Contracted	\$0.00	\$500.00	\$0.00	\$0.00	\$500.00	0.00
11000-1000-53330-1010-001752-0000-00000	Operational-Professional Development	\$761.55	\$15,116.00	\$1,661.55	\$1,480.95	\$11,973.50	10.99
11000-1000-53711-1010-001752-0000-00000	Operational-Other Charges	\$2,539.00	\$5,750.00	\$2,985.00	\$3,992.00	(\$1,227.00)	51.91
11000-1000-53711-9000-001752-0000-00000	Operational-Other Charges	\$350.00	\$4,198.00	\$1,150.00	\$0.00	\$3,048.00	27.39
11000-1000-53711-9000-001752-0000-60003	Operational-Other Charges	\$0.00	\$0.00	\$25.00	\$3,023.00	(\$3,048.00)	0.00
11000-1000-54311-1010-001752-0000-00000	Operational-Maintenance & Repair Furniture/Fixtures/Equipment	\$0.00	\$25.00	\$25.00	\$0.00	\$0.00	100.00
11000-1000-54610-9000-001752-0000-00000	Operational-Rental - Land and Buildings	\$0.00	\$0.00	\$700.00	\$0.00	(\$700.00)	0.00
11000-1000-54630-1010-001752-0000-00000	Rental - Computers and Related Equipment	\$206.37	\$2,281.00	\$900.48	\$1,451.17	(\$70.65)	39.47
11000-1000-55817-1010-001752-0000-00000	Operational-Student Travel	\$0.00	\$4,865.00	\$0.00	\$433.00	\$4,432.00	0.00
11000-1000-55915-1010-001752-0000-00000	Operational-Other Contract Services	\$130.21	\$9,000.00	\$1,314.59	\$1,201.56	\$6,483.85	14.60
11000-1000-56112-1010-001752-0000-00000	Operational-Other Textbooks	\$0.00	\$26,458.00	\$696.70	\$0.00	\$25,761.30	2.63
11000-1000-56113-1010-001752-0000-00000	Operational-Software	(\$5,968.65)	\$11,448.00	\$0.00	\$0.00	\$11,448.00	0.00
11000-1000-56118-1010-001752-0000-00000	Operational-General Supplies and Materials	\$1,388.35	\$10,000.00	\$2,795.44	\$1,317.83	\$5,886.73	27.95
11000-1000-56118-4040-001752-0000-00000	Operational-General Supplies and Materials	\$0.00	\$51,694.00	\$0.00	\$0.00	\$51,694.00	0.00
11000-1000-56118-9000-001752-0000-00000	Operational-General Supplies and Materials	\$0.00	\$4,000.00	\$469.21	\$477.95	\$3,052.84	11.73
11000-1000-57331-1010-001752-0000-00000	Operational-Fixed Assets (More Than \$5,000)	\$0.00	\$500,000.00	\$0.00	\$0.00	\$500,000.00	0.00
11000-1000-57332-1010-001752-0000-00000	Operational-Supply Assets (\$5,000 or Less)	\$150.14	\$2,500.00	\$150.14	\$0.00	\$2,349.86	6.00
Subtotal of Element: Expenditure		\$50,247.58	\$1,426,616.00	\$479,419.44	\$204,104.16	\$743,092.40	33.61
Subtotal of Element: [Function] 1000 - Instruction		\$50,247.58	\$1,426,616.00	\$479,419.44	\$204,104.16	\$743,092.40	33.61
11000-2100-51100-0000-001752-1211-00000	Salaries Expense: Coordinator/Subject Matter Specialist	\$9,873.66	\$120,592.00	\$84,091.57	\$36,499.59	\$0.84	69.73
11000-2100-51100-0000-001752-1216-00000	Operational-Salaries Expense	\$788.46	\$10,250.00	\$7,490.37	\$2,759.63	\$0.00	73.07
11000-2100-51100-0000-001752-1217-00000	Salaries Expense: Secretarial/Clerical/Technical Assistants	\$1,576.92	\$41,451.00	\$14,980.74	\$5,519.26	\$20,951.00	36.14
11000-2100-51100-2000-001752-1214-00000	Operational-Salaries Expense	\$5,749.80	\$75,040.00	\$45,998.40	\$22,999.20	\$6,042.40	61.29
11000-2100-51100-4025-001752-1211-00000	Operational-Salaries Expense	\$5,529.24	\$71,880.00	\$49,763.16	\$22,116.84	\$0.00	69.23
11000-2100-51100-4025-001752-1214-00000	Operational-Salaries Expense	\$2,706.92	\$35,190.00	\$24,362.28	\$10,827.72	\$0.00	69.23
11000-2100-51300-0000-001752-1216-00000	Operational-Additional Compensation	\$0.00	\$2,500.00	\$0.00	\$0.00	\$2,500.00	0.00

11000-2100-51300-0000-001752-1218-00000	Operational-Additional Compensation	\$0.00	\$200.00	\$200.00	\$0.00	\$0.00	100.00
11000-2100-51300-2000-001752-1214-00000	Operational-Additional Compensation	\$0.00	\$3,607.00	\$3,606.52	\$0.00	\$0.48	99.98
11000-2100-52111-0000-001752-0000-00000	Educational Retirement	\$1,854.22	\$22,929.00	\$16,144.28	\$6,783.88	\$0.84	70.40
11000-2100-52111-2000-001752-0000-00000	Operational-Educational Retirement	\$871.10	\$14,519.00	\$7,925.29	\$3,484.40	\$3,109.31	54.58
11000-2100-52111-4025-001752-0000-00000	Operational-Educational Retirement	\$1,247.78	\$16,222.00	\$10,819.92	\$4,991.10	\$410.98	66.69
11000-2100-52112-0000-001752-0000-00000	ERA - Retiree Health	\$244.78	\$3,027.00	\$2,131.26	\$895.62	\$0.12	70.40
11000-2100-52112-2000-001752-0000-00000	Operational-ERA - Retiree Health	\$115.00	\$1,533.00	\$1,046.27	\$460.00	\$26.73	68.24
11000-2100-52112-4025-001752-0000-00000	Operational-ERA - Retiree Health	\$164.72	\$2,142.00	\$1,428.34	\$658.88	\$54.78	66.68
11000-2100-52210-0000-001752-0000-00000	FICA Payments	\$705.88	\$8,761.00	\$6,204.67	\$2,582.54	(\$26.21)	70.82
11000-2100-52210-2000-001752-0000-00000	Operational-FICA Payments	\$308.44	\$5,461.00	\$2,856.71	\$1,233.76	\$1,370.53	52.31
11000-2100-52210-4025-001752-0000-00000	Operational-FICA Payments	\$487.90	\$6,639.00	\$4,254.30	\$1,951.22	\$433.48	64.08
11000-2100-52220-0000-001752-0000-00000	Medicare Payments	\$165.08	\$2,049.00	\$1,451.08	\$603.99	(\$6.07)	70.81
11000-2100-52220-2000-001752-0000-00000	Operational-Medicare Payments	\$72.14	\$1,281.00	\$668.15	\$288.56	\$324.29	52.15
11000-2100-52220-4025-001752-0000-00000	Operational-Medicare Payments	\$114.10	\$1,554.00	\$994.93	\$456.31	\$102.76	64.02
11000-2100-52311-0000-001752-0000-00000	Health and Medical Premiums	\$1,220.81	\$14,820.00	\$9,719.67	\$4,272.88	\$827.45	65.58
11000-2100-52311-2000-001752-0000-00000	Operational-Health and Medical Premiums	\$1,102.74	\$13,834.00	\$8,870.96	\$3,859.59	\$1,103.45	64.12
11000-2100-52311-4025-001752-0000-00000	Operational-Health and Medical Premiums	\$516.80	\$6,208.00	\$3,999.82	\$1,808.81	\$399.37	64.43
11000-2100-52312-0000-001752-0000-00000	Life	\$14.84	\$173.00	\$110.83	\$51.94	\$10.23	64.06
11000-2100-52312-2000-001752-0000-00000	Operational-Life	\$5.26	\$432.00	\$46.29	\$18.41	\$367.30	10.71
11000-2100-52312-4025-001752-0000-00000	Operational-Life	\$8.42	\$103.00	\$65.78	\$29.47	\$7.75	63.86
11000-2100-52313-0000-001752-0000-00000	Dental	\$49.82	\$519.00	\$319.40	\$174.37	\$25.23	61.54
11000-2100-52313-2000-001752-0000-00000	Operational-Dental	\$51.32	\$647.00	\$415.71	\$179.62	\$51.67	64.25
11000-2100-52313-4025-001752-0000-00000	Operational-Dental	\$27.46	\$333.00	\$214.53	\$96.11	\$22.36	64.42
11000-2100-52314-0000-001752-0000-00000	Vision	\$10.06	\$107.00	\$66.56	\$35.21	\$5.23	62.20
11000-2100-52314-2000-001752-0000-00000	Operational-Vision	\$8.48	\$128.00	\$67.84	\$29.68	\$30.48	53.00
11000-2100-52314-4025-001752-0000-00000	Operational-Vision	\$6.02	\$74.00	\$48.16	\$21.07	\$4.77	65.08
11000-2100-52315-0000-001752-0000-00000	Disability	\$24.87	\$295.00	\$192.71	\$87.09	\$15.20	65.32
11000-2100-52315-2000-001752-0000-00000	Operational-Disability	\$13.10	\$337.00	\$104.80	\$45.85	\$186.35	31.09
11000-2100-52315-4025-001752-0000-00000	Operational-Disability	\$6.69	\$75.00	\$48.09	\$23.46	\$3.45	64.12
11000-2100-52500-0000-001752-0000-00000	Unemployment Compensation	\$40.38	\$312.00	\$197.40	\$147.74	(\$33.14)	63.26
11000-2100-52500-2000-001752-0000-00000	Operational-Unemployment Compensation	\$18.98	\$184.00	\$146.04	\$75.92	(\$37.96)	79.36
11000-2100-52500-4025-001752-0000-00000	Operational-Unemployment Compensation	\$27.16	\$157.00	\$87.82	\$108.64	(\$39.46)	55.93
11000-2100-52710-0000-001752-0000-00000	Workers Compensation Premium	\$0.00	\$2,308.00	\$2,308.00	\$0.00	\$0.00	100.00
11000-2100-52710-2000-001752-0000-00000	Operational-Workers Compensation Premium	\$0.00	\$1,671.00	\$1,671.00	\$0.00	\$0.00	100.00
11000-2100-52710-4025-001752-0000-00000	Operational-Workers Compensation Premium	\$0.00	\$1,907.00	\$1,907.00	\$0.00	\$0.00	100.00
11000-2100-52720-0000-001752-0000-00000	Workers Compensation Employer's Fee	\$5.59	\$26.00	\$15.26	\$0.00	\$10.74	58.69

11000-2100-52720-2000-001752-0000-00000	Operational-Workers Compensation Employer's Fee	\$2.30	\$10.00	\$6.37	\$0.00	\$3.63	63.70
11000-2100-52720-4025-001752-0000-00000	Operational-Workers Compensation Employer's Fee	\$3.68	\$16.00	\$9.58	\$0.00	\$6.42	59.87
11000-2100-53211-2000-001752-0000-00000	Diagnosticians - Contracted	\$431.64	\$10,790.00	\$7,313.04	\$3,476.77	\$0.19	67.77
11000-2100-53212-2000-001752-0000-00000	Speech Therapists - Contracted	\$0.00	\$5,000.00	\$1,062.27	\$4,349.34	(\$411.61)	21.24
11000-2100-53213-2000-001752-0000-00000	Operational-Occupational Therapists - Contracted	\$0.00	\$0.00	\$90.10	\$409.90	(\$500.00)	0.00
11000-2100-53215-2000-001752-0000-00000	Operational-Psychologists/Counselors - Contracted	\$0.00	\$1,500.00	\$0.00	\$0.00	\$1,500.00	0.00
11000-2100-53330-0000-001752-0000-00000	Operational-Professional Development	\$0.00	\$2,624.00	\$723.45	\$1,900.00	\$0.55	27.57
11000-2100-53414-2000-001752-0000-00000	Operational-Other Services	\$3,955.40	\$23,734.00	\$15,821.60	\$7,044.58	\$867.82	66.66
11000-2100-53711-0000-001752-0000-00000	Operational-Other Charges	\$46.52	\$250.00	\$46.52	\$203.48	\$0.00	18.60
11000-2100-55813-0000-001752-0000-00000	Employee Travel - Non-Teachers	\$0.00	\$500.00	\$0.00	\$0.00	\$500.00	0.00
11000-2100-55915-0000-001752-0000-00000	Operational-Other Contract Services	\$1,255.96	\$6,417.00	\$5,023.84	\$1,283.26	\$109.90	78.28
11000-2100-56113-0000-001752-0000-00000	Operational-Software	\$0.00	\$7,399.00	\$7,286.90	\$112.00	\$0.10	98.48
11000-2100-56113-2000-001752-0000-00000	Operational-Software	\$0.00	\$2,350.00	\$2,350.00	\$0.00	\$0.00	100.00
11000-2100-56118-0000-001752-0000-00000	General Supplies and Materials	\$41.60	\$3,500.00	\$1,770.71	\$1,897.30	(\$168.01)	50.59
Subtotal of Element: Expenditure		\$41,472.04	\$555,567.00	\$358,546.29	\$156,854.99	\$40,165.72	64.54
Subtotal of Element: [Function] 2100 - Support Services-Students		\$41,472.04	\$555,567.00	\$358,546.29	\$156,854.99	\$40,165.72	64.54
11000-2200-51100-0000-001752-1211-00000	Operational-Salaries Expense	\$6,252.38	\$81,281.00	\$56,271.42	\$25,009.58	\$0.00	69.23
11000-2200-52111-0000-001752-0000-00000	Educational Retirement	\$947.24	\$12,314.00	\$8,525.16	\$3,788.98	(\$0.14)	69.23
11000-2200-52112-0000-001752-0000-00000	ERA - Retiree Health	\$125.04	\$1,625.00	\$1,125.36	\$500.24	(\$0.60)	69.25
11000-2200-52210-0000-001752-0000-00000	FICA Payments	\$353.46	\$4,620.00	\$3,217.26	\$1,413.90	(\$11.16)	69.63
11000-2200-52220-0000-001752-0000-00000	Medicare Payments	\$82.66	\$1,080.00	\$752.40	\$330.63	(\$3.03)	69.66
11000-2200-52311-0000-001752-0000-00000	Health and Medical Premiums	\$826.99	\$10,291.00	\$6,569.11	\$2,894.51	\$827.38	63.83
11000-2200-52312-0000-001752-0000-00000	Life	\$5.26	\$68.00	\$42.08	\$18.41	\$7.51	61.88
11000-2200-52315-0000-001752-0000-00000	Disability	\$15.44	\$197.00	\$122.64	\$54.04	\$20.32	62.25
11000-2200-52500-0000-001752-0000-00000	Unemployment Compensation	\$20.64	\$99.00	\$65.88	\$82.56	(\$49.44)	66.54
11000-2200-52710-0000-001752-0000-00000	Workers Compensation Premium	\$0.00	\$2,117.00	\$2,117.00	\$0.00	\$0.00	100.00
11000-2200-52720-0000-001752-0000-00000	Workers Compensation Employer's Fee	\$2.30	\$16.00	\$6.14	\$0.00	\$9.86	38.37
11000-2200-56118-0000-001752-0000-00000	Operational-General Supplies and Materials	\$0.00	\$1,230.00	\$0.00	\$1,229.12	\$0.88	0.00
Subtotal of Element: Expenditure		\$8,631.41	\$114,938.00	\$78,814.45	\$35,321.97	\$801.58	68.57
Subtotal of Element: [Function] 2200 - Support Services-Instruction		\$8,631.41	\$114,938.00	\$78,814.45	\$35,321.97	\$801.58	68.57
11000-2300-51100-0000-001752-1111-00000	Operational-Salaries Expense	\$7,986.54	\$103,825.00	\$75,872.13	\$27,952.87	\$0.00	73.07
11000-2300-52111-0000-001752-0000-00000	Operational-Educational Retirement	\$1,209.96	\$15,730.00	\$11,494.62	\$4,234.86	\$0.52	73.07
11000-2300-52112-0000-001752-0000-00000	Operational-ERA - Retiree Health	\$159.74	\$2,077.00	\$1,517.53	\$559.09	\$0.38	73.06
11000-2300-52210-0000-001752-0000-00000	Operational-FICA Payments	\$447.12	\$6,344.00	\$4,299.55	\$1,564.92	\$479.53	67.77

11000-2300-52220-0000-001752-0000-00000	Operational-Medicare Payments	\$104.56	\$1,484.00	\$1,005.48	\$365.96	\$112.56	67.75
11000-2300-52311-0000-001752-0000-00000	Operational-Health and Medical Premiums	\$1,102.74	\$13,233.00	\$8,759.51	\$3,859.59	\$613.90	66.19
11000-2300-52312-0000-001752-0000-00000	Operational-Life	\$5.26	\$63.00	\$42.08	\$18.41	\$2.51	66.79
11000-2300-52313-0000-001752-0000-00000	Operational-Dental	\$51.32	\$616.00	\$410.56	\$179.62	\$25.82	66.64
11000-2300-52314-0000-001752-0000-00000	Operational-Vision	\$8.49	\$102.00	\$67.92	\$29.76	\$4.32	66.58
11000-2300-52315-0000-001752-0000-00000	Operational-Disability	\$17.10	\$206.00	\$136.80	\$59.85	\$9.35	66.40
11000-2300-52500-0000-001752-0000-00000	Operational-Unemployment Compensation	\$26.36	\$99.00	\$83.04	\$81.53	(\$65.57)	83.87
11000-2300-52710-0000-001752-0000-00000	Operational-Workers Compensation Premium	\$0.00	\$1,822.00	\$1,822.00	\$0.00	\$0.00	100.00
11000-2300-52720-0000-001752-0000-00000	Operational-Workers Compensation Employer's Fee	\$2.30	\$10.00	\$6.14	\$0.00	\$3.86	61.40
11000-2300-53330-0000-001752-0000-00000	Operational-Professional Development	\$0.00	\$240.00	\$75.00	\$165.00	\$0.00	31.25
11000-2300-53411-0000-001752-0000-00000	Auditing	\$0.00	\$18,879.00	\$18,878.13	\$0.00	\$0.87	99.99
11000-2300-53413-0000-001752-0000-00000	Legal	\$3,236.25	\$32,364.00	\$25,890.00	\$16,182.75	(\$9,708.75)	79.99
11000-2300-53414-0000-001752-0000-00000	Operational-Other Services	\$1,078.76	\$11,810.00	\$3,386.27	\$8,423.73	\$0.00	28.67
11000-2300-53711-0000-001752-0000-00000	Operational-Other Charges	\$0.00	\$0.00	\$1,131.25	\$0.00	(\$1,131.25)	0.00
11000-2300-55400-0000-001752-0000-00000	Operational-Advertising	\$0.00	\$22,713.00	\$26,743.94	\$18,369.00	(\$22,399.94)	117.74
11000-2300-55812-0000-001752-0000-00000	Board Training	\$0.00	\$1,000.00	\$0.00	\$0.00	\$1,000.00	0.00
11000-2300-56118-0000-001752-0000-00000	Operational-General Supplies and Materials	\$0.00	\$1,000.00	\$138.93	\$11.07	\$850.00	13.89
Subtotal of Element: Expenditure		\$15,436.50	\$233,617.00	\$181,760.88	\$82,058.01	(\$30,201.89)	77.80
Subtotal of Element: [Function] 2300 - Support Services-General Administration		\$15,436.50	\$233,617.00	\$181,760.88	\$82,058.01	(\$30,201.89)	77.80
11000-2400-51100-0000-001752-1217-00000	Salaries Expense: Secretarial/Clerical/Technical Assistants	\$506.38	\$18,631.00	\$9,763.13	\$1,772.39	\$7,095.48	52.40
11000-2400-51300-0000-001752-1217-00000	Operational-Additional Compensation	\$0.00	\$1,500.00	\$200.00	\$0.00	\$1,300.00	13.33
11000-2400-52111-0000-001752-0000-00000	Educational Retirement	\$76.72	\$3,408.00	\$1,479.14	\$268.52	\$1,660.34	43.40
11000-2400-52112-0000-001752-0000-00000	ERA - Retiree Health	\$10.12	\$450.00	\$195.20	\$35.42	\$219.38	43.37
11000-2400-52210-0000-001752-0000-00000	FICA Payments	\$31.40	\$1,395.00	\$617.78	\$109.83	\$667.39	44.28
11000-2400-52220-0000-001752-0000-00000	Medicare Payments	\$7.34	\$327.00	\$144.46	\$25.69	\$156.85	44.17
11000-2400-52312-0000-001752-0000-00000	Life	\$0.94	\$62.00	\$23.30	\$3.29	\$35.41	37.58
11000-2400-52500-0000-001752-0000-00000	Unemployment Compensation	\$1.68	\$68.00	\$26.55	\$5.88	\$35.57	39.04
11000-2400-52710-0000-001752-0000-00000	Workers Compensation Premium	\$0.00	\$374.00	\$374.00	\$0.00	\$0.00	100.00
11000-2400-52720-0000-001752-0000-00000	Workers Compensation Employer's Fee	\$0.22	\$8.00	\$3.22	\$0.00	\$4.78	40.25
11000-2400-53711-0000-001752-0000-00000	Operational-Other Charges	\$0.00	\$500.00	\$0.00	\$0.00	\$500.00	0.00
11000-2400-54610-0000-001752-0000-00000	Operational-Rental - Land and Buildings	\$0.00	\$3,500.00	\$0.00	\$1,830.00	\$1,670.00	0.00
11000-2400-55813-0000-001752-0000-00000	Operational-Employee Travel - Non-Teachers	\$0.00	\$500.00	\$0.00	\$250.00	\$250.00	0.00
11000-2400-55915-0000-001752-0000-00000	Operational-Other Contract Services	\$0.00	\$4,000.00	\$179.99	\$3,192.62	\$627.39	4.49
11000-2400-56118-0000-001752-0000-00000	General Supplies and Materials	\$527.59	\$3,250.00	\$2,476.13	\$1,009.72	(\$235.85)	76.18
Subtotal of Element: Expenditure		\$1,162.39	\$37,973.00	\$15,482.90	\$8,503.36	\$13,986.74	40.77

Subtotal of Element: [Function] 2400 - Support Services-School Administration		\$1,162.39	\$37,973.00	\$15,482.90	\$8,503.36	\$13,986.74	40.77
11000-2500-53330-0000-001752-0000-00000	Operational-Professional Development	\$0.00	\$600.00	\$0.00	\$0.00	\$600.00	0.00
11000-2500-53414-0000-001752-0000-00000	Operational-Other Services	\$21,228.98	\$164,152.00	\$120,741.05	\$65,485.39	(\$22,074.44)	73.55
11000-2500-53711-0000-001752-0000-00000	Other Charges	\$0.00	\$1,201.00	\$903.73	\$341.00	(\$43.73)	75.24
11000-2500-54311-0000-001752-0000-00000	Operational-Maintenance & Repair Furniture/Fixtures/Equipment	\$0.00	\$5,000.00	\$0.00	\$5,000.00	\$0.00	0.00
11000-2500-54630-0000-001752-0000-00000	Operational-Rentals - Computers and Related Equipment	\$0.00	\$950.00	\$572.67	\$200.00	\$177.33	60.28
11000-2500-55400-0000-001752-0000-00000	Operational-Advertising	\$0.00	\$1,500.00	\$0.00	\$75.00	\$1,425.00	0.00
11000-2500-55915-0000-001752-0000-00000	Operational-Other Contract Services	\$75.34	\$76.00	\$75.34	\$0.00	\$0.66	99.13
11000-2500-56113-0000-001752-0000-00000	Operational-Software	\$13,410.00	\$17,852.00	\$31,711.25	\$900.00	(\$14,759.25)	177.63
11000-2500-56118-0000-001752-0000-00000	General Supplies and Materials	\$29.67	\$2,453.00	\$626.98	\$235.65	\$1,590.37	25.55
11000-2500-57331-0000-001752-0000-00000	Operational-Fixed Assets (More Than \$5,000)	\$0.00	\$459,024.00	\$0.00	\$0.00	\$459,024.00	0.00
11000-2500-57332-0000-001752-0000-00000	Operational-Supply Assets (\$5,000 or Less)	\$0.00	\$846.00	\$845.75	\$0.00	\$0.25	99.97
Subtotal of Element: Expenditure		\$34,743.99	\$653,654.00	\$155,476.77	\$72,237.04	\$425,940.19	23.79
Subtotal of Element: [Function] 2500 - Central Services		\$34,743.99	\$653,654.00	\$155,476.77	\$72,237.04	\$425,940.19	23.79
11000-2600-53711-0000-001752-0000-00000	Operational-Other Charges	\$0.00	\$145.00	\$145.00	\$0.00	\$0.00	100.00
11000-2600-54312-0000-001752-0000-00000	Operational-Maintenance & Repair - Buildings And Grounds	\$0.00	\$5,250.00	\$1,186.66	\$4,063.34	\$0.00	22.60
11000-2600-54313-0000-001752-0000-00000	Operational-Maintenance & Repair - Vehicles	\$0.00	\$2,500.00	\$0.00	\$70.00	\$2,430.00	0.00
11000-2600-54411-0000-001752-0000-00000	Electricity	\$1,548.34	\$22,000.00	\$14,775.70	\$7,224.30	\$0.00	67.16
11000-2600-54412-0000-001752-0000-00000	Natural Gas (Buildings)	\$84.17	\$2,800.00	\$949.88	\$1,757.93	\$92.19	33.92
11000-2600-54415-0000-001752-0000-00000	Water/Sewage	\$337.95	\$5,000.00	\$3,379.67	\$1,620.33	\$0.00	67.59
11000-2600-54416-0000-001752-0000-00000	Communication Services	\$809.07	\$12,654.00	\$7,235.56	\$4,959.54	\$458.90	57.18
11000-2600-54610-0000-001752-0000-00000	Rental - Land and Buildings	\$7,684.25	\$233,823.00	\$76,703.50	\$15,339.50	\$141,780.00	32.80
11000-2600-55200-0000-001752-0000-00000	Property/Liability Insurance	\$0.00	\$15,787.00	\$15,787.00	\$0.00	\$0.00	100.00
11000-2600-55915-0000-001752-0000-00000	Other Contract Services	\$2,051.79	\$34,536.00	\$19,706.66	\$8,853.86	\$5,975.48	57.06
11000-2600-56118-0000-001752-0000-00000	General Supplies and Materials	\$0.00	\$20,048.00	\$1,266.18	\$18,785.80	(\$3.98)	6.31
11000-2600-56211-0000-001752-0000-00000	Operational-Gasoline	\$95.00	\$1,200.00	\$95.00	\$0.00	\$1,105.00	7.91
11000-2600-57332-0000-001752-0000-00000	Operational-Supply Assets (\$5,000 or Less)	\$0.00	\$1,600.00	\$0.00	\$0.00	\$1,600.00	0.00
Subtotal of Element: Expenditure		\$12,610.57	\$357,343.00	\$141,230.81	\$62,674.60	\$153,437.59	39.52
Subtotal of Element: [Function] 2600 - Operation & Maintenance of Plant		\$12,610.57	\$357,343.00	\$141,230.81	\$62,674.60	\$153,437.59	39.52
11000-2700-56215-0000-001752-0000-00000	Tires	\$0.00	\$1,000.00	\$0.00	\$0.00	\$1,000.00	0.00
11000-2700-56216-0000-001752-0000-00000	Maintenance Supplies/ Parts	\$0.00	\$500.00	\$0.00	\$0.00	\$500.00	0.00
Subtotal of Element: Expenditure		\$0.00	\$1,500.00	\$0.00	\$0.00	\$1,500.00	0.00

Subtotal of Element: [Function] 2700 - Student Transportation		\$0.00	\$1,500.00	\$0.00	\$0.00	\$1,500.00	0.00
11000-3100-53330-0000-001752-0000-00000	Operational-Professional Development	\$0.00	\$200.00	\$0.00	\$200.00	\$0.00	0.00
11000-3100-56116-0000-001752-0000-00000	Operational-Food	\$0.00	\$500.00	\$0.00	\$0.00	\$500.00	0.00
Subtotal of Element: Expenditure		\$0.00	\$700.00	\$0.00	\$200.00	\$500.00	0.00
Subtotal of Element: [Function] 3100 - Food Services Operations		\$0.00	\$700.00	\$0.00	\$200.00	\$500.00	0.00
11000-4000-57200-0000-001752-0000-00000	Operational-Buildings Purchase	\$0.00	\$1,000,000.00	\$0.00	\$0.00	\$1,000,000.00	0.00
Subtotal of Element: Expenditure		\$0.00	\$1,000,000.00	\$0.00	\$0.00	\$1,000,000.00	0.00
Subtotal of Element: [Function] 4000 - Capital Outlay		\$0.00	\$1,000,000.00	\$0.00	\$0.00	\$1,000,000.00	0.00
Subtotal of Element: [Fund] 11000 - Operational		\$164,304.48	\$4,381,908.00	\$1,410,731.54	\$621,954.13	\$2,349,222.33	32.19
14000-1000-56109-1010-001752-0000-00000	Instructional Materials-Instructional Materials On-Line	\$2,291.00	\$0.00	\$2,291.00	\$0.00	(\$2,291.00)	0.00
14000-1000-56111-1010-001752-0000-00000	Instructional Materials-Instructional Materials Cash - 50% Textbooks	\$113.71	\$11,459.00	\$1,855.16	\$7,312.14	\$2,291.70	16.18
Subtotal of Element: Expenditure		\$2,404.71	\$11,459.00	\$4,146.16	\$7,312.14	\$0.70	36.18
Subtotal of Element: [Function] 1000 - Instruction		\$2,404.71	\$11,459.00	\$4,146.16	\$7,312.14	\$0.70	36.18
Subtotal of Element: [Fund] 14000 - Instructional Materials		\$2,404.71	\$11,459.00	\$4,146.16	\$7,312.14	\$0.70	36.18
23000-1000-56118-9000-001752-0000-00000	Non-Instructional Support-General Supplies and Materials	\$0.00	\$2,443.00	\$0.00	\$0.00	\$2,443.00	0.00
Subtotal of Element: Expenditure		\$0.00	\$2,443.00	\$0.00	\$0.00	\$2,443.00	0.00
Subtotal of Element: [Function] 1000 - Instruction		\$0.00	\$2,443.00	\$0.00	\$0.00	\$2,443.00	0.00
Subtotal of Element: [Fund] 23000 - Non-Instructional Support		\$0.00	\$2,443.00	\$0.00	\$0.00	\$2,443.00	0.00
24101-1000-51100-1010-001752-1411-00000	Title I - IASA-Salaries Expense	\$6,932.86	\$79,349.00	\$38,813.19	\$27,731.44	\$12,804.37	48.91
24101-1000-52111-0000-001752-0000-00000	Title I - IASA-Educational Retirement	\$0.00	\$12,023.00	\$0.00	\$0.00	\$12,023.00	0.00
24101-1000-52111-1010-001752-0000-00000	Title I - IASA-Educational Retirement	\$1,050.32	\$0.00	\$5,880.17	\$4,201.28	(\$10,081.45)	0.00
24101-1000-52112-0000-001752-0000-00000	Title I - IASA-ERA - Retiree Health	\$0.00	\$1,587.00	\$0.00	\$0.00	\$1,587.00	0.00
24101-1000-52112-1010-001752-0000-00000	Title I - IASA-ERA - Retiree Health	\$138.66	\$0.00	\$776.31	\$554.63	(\$1,330.94)	0.00
24101-1000-52210-0000-001752-0000-00000	Title I - IASA-FICA Payments	\$0.00	\$4,921.00	\$0.00	\$0.00	\$4,921.00	0.00
24101-1000-52210-1010-001752-0000-00000	Title I - IASA-FICA Payments	\$402.66	\$0.00	\$2,272.58	\$1,610.61	(\$3,883.19)	0.00
24101-1000-52220-0000-001752-0000-00000	Title I - IASA-Medicare Payments	\$0.00	\$1,151.00	\$0.00	\$0.00	\$1,151.00	0.00
24101-1000-52220-1010-001752-0000-00000	Title I - IASA-Medicare Payments	\$94.16	\$0.00	\$531.50	\$376.63	(\$908.13)	0.00
24101-1000-52311-0000-001752-0000-00000	Title I - IASA-Health and Medical Premiums	\$0.00	\$8,797.00	\$0.00	\$0.00	\$8,797.00	0.00
24101-1000-52311-1010-001752-0000-00000	Title I - IASA-Health and Medical Premiums	\$665.44	\$0.00	\$3,259.50	\$2,329.04	(\$5,588.54)	0.00
24101-1000-52312-0000-001752-0000-00000	Title I - IASA-Life	\$0.00	\$83.00	\$0.00	\$0.00	\$83.00	0.00
24101-1000-52312-1010-001752-0000-00000	Title I - IASA-Life	\$6.42	\$0.00	\$32.95	\$22.47	(\$55.42)	0.00
24101-1000-52313-0000-001752-0000-00000	Title I - IASA-Dental	\$0.00	\$376.00	\$0.00	\$0.00	\$376.00	0.00

24101-1000-52313-1010-001752-0000-00000	Title I - IASA-Dental	\$36.44	\$0.00	\$177.21	\$127.54	(\$304.75)	0.00
24101-1000-52314-0000-001752-0000-00000	Title I - IASA-Vision	\$0.00	\$66.00	\$0.00	\$0.00	\$66.00	0.00
24101-1000-52314-1010-001752-0000-00000	Title I - IASA-Vision	\$0.84	\$0.00	\$6.72	\$2.94	(\$9.66)	0.00
24101-1000-52315-0000-001752-0000-00000	Title I - IASA-Disability	\$0.00	\$144.00	\$0.00	\$0.00	\$144.00	0.00
24101-1000-52500-0000-001752-0000-00000	Title I - IASA-Unemployment Compensation	\$0.00	\$120.00	\$0.00	\$0.00	\$120.00	0.00
24101-1000-52500-1010-001752-0000-00000	Title I - IASA-Unemployment Compensation	\$22.86	\$0.00	\$71.80	\$89.43	(\$161.23)	0.00
24101-1000-52710-0000-001752-0000-00000	Title I - IASA-Workers Compensation Premium	\$0.00	\$52.00	\$52.00	\$0.00	\$0.00	100.00
24101-1000-52720-0000-001752-0000-00000	Title I - IASA-Workers Compensation Employer's Fee	\$0.00	\$14.00	\$0.00	\$0.00	\$14.00	0.00
24101-1000-52720-1010-001752-0000-00000	Title I - IASA-Workers Compensation Employer's Fee	\$2.64	\$0.00	\$4.46	\$0.00	(\$4.46)	0.00
Subtotal of Element: Expenditure		\$9,353.30	\$108,683.00	\$51,878.39	\$37,046.01	\$19,758.60	47.73
Subtotal of Element: [Function] 1000 - Instruction		\$9,353.30	\$108,683.00	\$51,878.39	\$37,046.01	\$19,758.60	47.73
24101-2100-51100-0000-001752-1214-00000	Title I - IASA-Salaries Expense	\$1,804.62	\$23,460.00	\$16,241.58	\$7,218.42	\$0.00	69.23
24101-2100-52111-0000-001752-0000-00000	Title I - IASA-Educational Retirement	\$273.40	\$3,555.00	\$2,460.60	\$1,093.60	\$0.80	69.21
24101-2100-52112-0000-001752-0000-00000	Title I - IASA-ERA - Retiree Health	\$36.10	\$470.00	\$324.90	\$144.40	\$0.70	69.12
24101-2100-52210-0000-001752-0000-00000	Title I - IASA-FICA Payments	\$105.04	\$1,455.00	\$953.58	\$419.81	\$81.61	65.53
24101-2100-52220-0000-001752-0000-00000	Title I - IASA-Medicare Payments	\$24.56	\$341.00	\$222.98	\$98.24	\$19.78	65.39
24101-2100-52311-0000-001752-0000-00000	Title I - IASA-Health and Medical Premiums	\$157.53	\$1,891.00	\$1,251.33	\$551.39	\$88.28	66.17
24101-2100-52312-0000-001752-0000-00000	Title I - IASA-Life	\$2.10	\$23.00	\$16.80	\$7.35	(\$1.15)	73.04
24101-2100-52313-0000-001752-0000-00000	Title I - IASA-Dental	\$6.86	\$83.00	\$54.88	\$24.01	\$4.11	66.12
24101-2100-52314-0000-001752-0000-00000	Title I - IASA-Vision	\$1.50	\$19.00	\$12.00	\$5.25	\$1.75	63.15
24101-2100-52315-0000-001752-0000-00000	Title I - IASA-Disability	\$4.46	\$43.00	\$32.08	\$15.61	(\$4.69)	74.60
24101-2100-52500-0000-001752-0000-00000	Title I - IASA-Unemployment Compensation	\$5.96	\$0.00	\$19.46	\$23.84	(\$43.30)	0.00
24101-2100-52710-0000-001752-0000-00000	Title I - IASA-Workers Compensation Premium	\$0.00	\$623.00	\$623.00	\$0.00	\$0.00	100.00
24101-2100-52720-0000-001752-0000-00000	Title I - IASA-Workers Compensation Employer's Fee	\$0.92	\$4.00	\$2.47	\$0.00	\$1.53	61.75
24101-2100-53711-0000-001752-0000-00000	Title I - IASA-Other Charges	\$0.00	\$100.00	\$0.00	\$0.00	\$100.00	0.00
24101-2100-56113-0000-001752-0000-00000	Title I - IASA-Software	\$0.00	\$80.00	\$0.00	\$159.00	(\$79.00)	0.00
24101-2100-56118-0000-001752-0000-00000	0	\$0.00	\$1,169.00	\$0.00	\$0.00	\$1,169.00	0.00
Subtotal of Element: Expenditure		\$2,423.05	\$33,316.00	\$22,215.66	\$9,760.92	\$1,339.42	66.68
Subtotal of Element: [Function] 2100 - Support Services-Students		\$2,423.05	\$33,316.00	\$22,215.66	\$9,760.92	\$1,339.42	66.68
Subtotal of Element: [Fund] 24101 - Title I - IASA		\$11,776.35	\$141,999.00	\$74,094.05	\$46,806.93	\$21,098.02	52.18
24106-1000-51100-2000-001752-1412-00000	Salaries Expense: Teachers- Special Education	\$2,367.00	\$30,771.00	\$21,303.00	\$9,468.00	\$0.00	69.23
24106-1000-52111-0000-001752-0000-00000	Educational Retirement	\$0.00	\$4,662.00	\$0.00	\$0.00	\$4,662.00	0.00
24106-1000-52111-2000-001752-0000-00000	Entitlement IDEA-B-Educational Retirement	\$358.60	\$0.00	\$3,227.40	\$1,434.37	(\$4,661.77)	0.00

24106-1000-52112-0000-001752-0000-00000	ERA - Retiree Health	\$0.00	\$616.00	\$0.00	\$0.00	\$616.00	0.00
24106-1000-52112-2000-001752-0000-00000	Entitlement IDEA-B-ERA - Retiree Health	\$47.34	\$0.00	\$426.06	\$189.36	(\$615.42)	0.00
24106-1000-52210-0000-001752-0000-00000	FICA Payments	\$0.00	\$1,908.00	\$0.00	\$0.00	\$1,908.00	0.00
24106-1000-52210-2000-001752-0000-00000	Entitlement IDEA-B-FICA Payments	\$137.84	\$0.00	\$1,250.46	\$0.00	(\$1,250.46)	0.00
24106-1000-52220-0000-001752-0000-00000	Medicare Payments	\$0.00	\$447.00	\$0.00	\$0.00	\$447.00	0.00
24106-1000-52220-2000-001752-0000-00000	Entitlement IDEA-B-Medicare Payments	\$32.24	\$0.00	\$292.46	\$128.96	(\$421.42)	0.00
24106-1000-52311-0000-001752-0000-00000	Health and Medical Premiums	\$0.00	\$2,724.00	\$0.00	\$0.00	\$2,724.00	0.00
24106-1000-52311-2000-001752-0000-00000	Entitlement IDEA-B-Health and Medical Premiums	\$204.78	\$0.00	\$1,626.66	\$716.74	(\$2,343.40)	0.00
24106-1000-52312-0000-001752-0000-00000	Life	\$0.00	\$30.00	\$0.00	\$0.00	\$30.00	0.00
24106-1000-52312-2000-001752-0000-00000	Entitlement IDEA-B-Life	\$2.74	\$0.00	\$21.92	\$9.59	(\$31.51)	0.00
24106-1000-52313-0000-001752-0000-00000	Dental	\$0.00	\$108.00	\$0.00	\$0.00	\$108.00	0.00
24106-1000-52313-2000-001752-0000-00000	Entitlement IDEA-B-Dental	\$8.92	\$0.00	\$71.36	\$31.22	(\$102.58)	0.00
24106-1000-52314-0000-001752-0000-00000	Vision	\$0.00	\$24.00	\$0.00	\$0.00	\$24.00	0.00
24106-1000-52314-2000-001752-0000-00000	Entitlement IDEA-B-Vision	\$1.96	\$0.00	\$15.68	\$6.86	(\$22.54)	0.00
24106-1000-52500-0000-001752-0000-00000	Unemployment Compensation	\$0.00	\$47.00	\$0.00	\$0.00	\$47.00	0.00
24106-1000-52500-2000-001752-0000-00000	Entitlement IDEA-B-Unemployment Compensation	\$7.80	\$0.00	\$25.46	\$31.20	(\$56.66)	0.00
24106-1000-52710-0000-001752-0000-00000	Workers Compensation Premium	\$0.00	\$169.00	\$169.00	\$0.00	\$0.00	100.00
24106-1000-52720-0000-001752-0000-00000	Workers Compensation Employer's Fee	\$0.00	\$5.00	\$0.00	\$0.00	\$5.00	0.00
24106-1000-52720-2000-001752-0000-00000	Entitlement IDEA-B-Workers Compensation Employer's Fee	\$1.19	\$0.00	\$3.18	\$0.00	(\$3.18)	0.00
Subtotal of Element: Expenditure		\$3,170.41	\$41,511.00	\$28,432.64	\$12,016.30	\$1,062.06	68.49
Subtotal of Element: [Function] 1000 - Instruction		\$3,170.41	\$41,511.00	\$28,432.64	\$12,016.30	\$1,062.06	68.49
24106-2100-56113-2000-001752-0000-00000	Entitlement IDEA-B-Software	\$0.00	\$1,550.00	\$1,550.00	\$0.00	\$0.00	100.00
Subtotal of Element: Expenditure		\$0.00	\$1,550.00	\$1,550.00	\$0.00	\$0.00	100.00
Subtotal of Element: [Function] 2100 - Support Services-Students		\$0.00	\$1,550.00	\$1,550.00	\$0.00	\$0.00	100.00
Subtotal of Element: [Fund] 24106 - Entitlement IDEA-B		\$3,170.41	\$43,061.00	\$29,982.64	\$12,016.30	\$1,062.06	69.63
24153-1000-56118-1010-001752-0000-00000	English Language Acquisition-General Supplies and Materials	\$0.00	\$1,825.00	\$0.00	\$0.00	\$1,825.00	0.00
Subtotal of Element: Expenditure		\$0.00	\$1,825.00	\$0.00	\$0.00	\$1,825.00	0.00
Subtotal of Element: [Function] 1000 - Instruction		\$0.00	\$1,825.00	\$0.00	\$0.00	\$1,825.00	0.00
Subtotal of Element: [Fund] 24153 - English Language Acquisition		\$0.00	\$1,825.00	\$0.00	\$0.00	\$1,825.00	0.00
24154-1000-51300-1010-001752-1411-00000	Teacher/Principal Training & Recruiting-Additional Compensation	\$0.00	\$1,500.00	\$1,500.00	\$0.00	\$0.00	100.00
24154-1000-52210-0000-001752-0000-00000	Teacher/Principal Training & Recruiting-FICA Payments	\$0.00	\$91.00	\$0.00	\$0.00	\$91.00	0.00
24154-1000-52210-1010-001752-0000-00000	Teacher/Principal Training & Recruiting-FICA Payments	\$0.00	\$0.00	\$91.54	\$0.00	(\$91.54)	0.00

24154-1000-52220-0000-001752-0000-00000	Teacher/Principal Training & Recruiting-Medicare Payments	\$0.00	\$21.00	\$0.00	\$0.00	\$21.00	0.00
24154-1000-52220-1010-001752-0000-00000	Teacher/Principal Training & Recruiting-Medicare Payments	\$0.00	\$0.00	\$21.41	\$0.00	(\$21.41)	0.00
24154-1000-53330-1010-001752-0000-00000	Teacher/Principal Training & Recruiting-Professional Development	\$0.00	\$6,304.00	\$5,000.00	\$1,303.05	\$0.95	79.31
Subtotal of Element: Expenditure		\$0.00	\$7,916.00	\$6,612.95	\$1,303.05	\$0.00	83.54
Subtotal of Element: [Function] 1000 - Instruction		\$0.00	\$7,916.00	\$6,612.95	\$1,303.05	\$0.00	83.54
Subtotal of Element: [Fund] 24154 - Teacher/Principal Training & Recruiting		\$0.00	\$7,916.00	\$6,612.95	\$1,303.05	\$0.00	83.54
24174-1000-53711-1010-001752-0000-00000	Carl D Perkins Secondary - Current-Other Charges	\$0.00	\$1,519.00	\$0.00	\$0.00	\$1,519.00	0.00
24174-1000-55817-1010-001752-0000-00000	Carl D Perkins Secondary - Current-Student Travel	\$0.00	\$280.00	\$0.00	\$0.00	\$280.00	0.00
24174-1000-56118-1010-001752-0000-00000	Carl D Perkins Secondary - Current-General Supplies and Materials	\$0.00	\$1,519.00	\$0.00	\$0.00	\$1,519.00	0.00
Subtotal of Element: Expenditure		\$0.00	\$3,318.00	\$0.00	\$0.00	\$3,318.00	0.00
Subtotal of Element: [Function] 1000 - Instruction		\$0.00	\$3,318.00	\$0.00	\$0.00	\$3,318.00	0.00
24174-2100-51300-0000-001752-1211-00000	Carl D Perkins Secondary - Current-Additional Compensation	\$0.00	\$3,000.00	\$0.00	\$0.00	\$3,000.00	0.00
24174-2100-52111-0000-001752-0000-00000	Carl D Perkins Secondary - Current-Educational Retirement	\$0.00	\$443.00	\$0.00	\$0.00	\$443.00	0.00
24174-2100-52112-0000-001752-0000-00000	Carl D Perkins Secondary - Current-ERA - Retiree Health	\$0.00	\$60.00	\$0.00	\$0.00	\$60.00	0.00
24174-2100-52210-0000-001752-0000-00000	Carl D Perkins Secondary - Current-FICA Payments	\$0.00	\$186.00	\$0.00	\$0.00	\$186.00	0.00
24174-2100-52220-0000-001752-0000-00000	Carl D Perkins Secondary - Current-Medicare Payments	\$0.00	\$44.00	\$0.00	\$0.00	\$44.00	0.00
Subtotal of Element: Expenditure		\$0.00	\$3,733.00	\$0.00	\$0.00	\$3,733.00	0.00
Subtotal of Element: [Function] 2100 - Support Services-Students		\$0.00	\$3,733.00	\$0.00	\$0.00	\$3,733.00	0.00
Subtotal of Element: [Fund] 24174 - Carl D Perkins Secondary - Current		\$0.00	\$7,051.00	\$0.00	\$0.00	\$7,051.00	0.00
24176-1000-51300-1010-001752-1411-00000	Carl D Perkins Secondary - Redistribution-Additional Compensation	\$0.00	\$1,245.00	\$1,244.75	\$0.00	\$0.25	99.97
24176-1000-53330-1010-001752-0000-00000	Carl D Perkins Secondary - Redistribution-Professional Development	\$0.00	\$1,799.00	\$900.00	\$0.00	\$899.00	50.02
24176-1000-57332-1010-001752-0000-00000	Carl D Perkins Secondary - Redistribution-Supply Assets (\$5,000 or Less)	\$0.00	\$13,123.00	\$13,122.25	\$0.00	\$0.75	99.99
Subtotal of Element: Expenditure		\$0.00	\$16,167.00	\$15,267.00	\$0.00	\$900.00	94.43
Subtotal of Element: [Function] 1000 - Instruction		\$0.00	\$16,167.00	\$15,267.00	\$0.00	\$900.00	94.43
24176-2100-53330-0000-001752-0000-00000	Carl D Perkins Secondary - Redistribution-Professional Development	\$0.00	\$477.00	\$476.55	\$0.00	\$0.45	99.90
Subtotal of Element: Expenditure		\$0.00	\$477.00	\$476.55	\$0.00	\$0.45	99.91
Subtotal of Element: [Function] 2100 - Support Services-Students		\$0.00	\$477.00	\$476.55	\$0.00	\$0.45	99.91

Subtotal of Element: [Fund] 24176 - Carl D Perkins Secondary - Redistribution		\$0.00	\$16,644.00	\$15,743.55	\$0.00	\$900.45	94.59
24307-1000-51300-1010-001752-1411-00000	Social Emotional Learning-Additional Compensation	\$0.00	\$0.00	\$420.00	\$0.00	(\$420.00)	0.00
24307-1000-52111-1010-001752-0000-00000	Social Emotional Learning-Educational Retirement	\$0.00	\$0.00	\$63.63	\$0.00	(\$63.63)	0.00
24307-1000-52112-1010-001752-0000-00000	Social Emotional Learning-ERA - Retiree Health	\$0.00	\$0.00	\$8.40	\$0.00	(\$8.40)	0.00
24307-1000-52210-1010-001752-0000-00000	Social Emotional Learning-FICA Payments	\$0.00	\$0.00	\$24.70	\$0.00	(\$24.70)	0.00
24307-1000-52220-1010-001752-0000-00000	Social Emotional Learning-Medicare Payments	\$0.00	\$0.00	\$5.77	\$0.00	(\$5.77)	0.00
24307-1000-53330-1010-001752-0000-00000	Social Emotional Learning-Professional Development	\$0.00	\$0.00	\$1,800.00	\$0.00	(\$1,800.00)	0.00
24307-1000-56113-1010-001752-0000-00000	Social Emotional Learning-Software	\$0.00	\$0.00	\$6,809.25	\$0.00	(\$6,809.25)	0.00
Subtotal of Element: Expenditure		\$0.00	\$0.00	\$9,131.75	\$0.00	(\$9,131.75)	0.00
Subtotal of Element: [Function] 1000 - Instruction		\$0.00	\$0.00	\$9,131.75	\$0.00	(\$9,131.75)	0.00
Subtotal of Element: [Fund] 24307 - Social Emotional Learning		\$0.00	\$0.00	\$9,131.75	\$0.00	(\$9,131.75)	0.00
24308-1000-51100-1010-001752-1411-00000	CRRSA, ESSER II-Salaries Expense	\$0.00	\$1,625.00	\$0.00	\$0.00	\$1,625.00	0.00
24308-1000-52111-0000-001752-0000-00000	CRRSA, ESSER II-Educational Retirement	\$0.00	\$5,702.00	\$0.00	\$0.00	\$5,702.00	0.00
24308-1000-52112-0000-001752-0000-00000	CRRSA, ESSER II-ERA - Retiree Health	\$0.00	\$753.00	\$0.00	\$0.00	\$753.00	0.00
24308-1000-52210-0000-001752-0000-00000	CRRSA, ESSER II-FICA Payments	\$0.00	\$2,334.00	\$0.00	\$0.00	\$2,334.00	0.00
24308-1000-52220-0000-001752-0000-00000	CRRSA, ESSER II-Medicare Payments	\$0.00	\$546.00	\$0.00	\$0.00	\$546.00	0.00
24308-1000-52311-0000-001752-0000-00000	CRRSA, ESSER II-Health and Medical Premiums	\$0.00	\$3,958.00	\$0.00	\$0.00	\$3,958.00	0.00
24308-1000-52312-0000-001752-0000-00000	CRRSA, ESSER II-Life	\$0.00	\$29.00	\$0.00	\$0.00	\$29.00	0.00
24308-1000-52313-0000-001752-0000-00000	CRRSA, ESSER II-Dental	\$0.00	\$155.00	\$0.00	\$0.00	\$155.00	0.00
24308-1000-52314-0000-001752-0000-00000	CRRSA, ESSER II-Vision	\$0.00	\$51.00	\$0.00	\$0.00	\$51.00	0.00
24308-1000-52315-0000-001752-0000-00000	CRRSA, ESSER II-Disability	\$0.00	\$144.00	\$0.00	\$0.00	\$144.00	0.00
24308-1000-52500-0000-001752-0000-00000	CRRSA, ESSER II-Unemployment Compensation	\$0.00	\$45.00	\$0.00	\$0.00	\$45.00	0.00
24308-1000-52710-0000-001752-0000-00000	CRRSA, ESSER II-Workers Compensation Premium	\$0.00	\$68.00	\$68.00	\$0.00	\$0.00	100.00
24308-1000-52720-0000-001752-0000-00000	CRRSA, ESSER II-Workers Compensation Employer's Fee	\$0.00	\$5.00	\$0.00	\$0.00	\$5.00	0.00
24308-1000-53330-1010-001752-0000-00000	CRRSA, ESSER II-Professional Development	\$0.00	\$5,394.00	\$0.00	\$3,000.00	\$2,394.00	0.00
24308-1000-56113-1010-001752-0000-00000	CRRSA, ESSER II-Software	\$0.00	\$3,281.00	\$3,281.35	\$0.00	(\$0.35)	100.01
Subtotal of Element: Expenditure		\$0.00	\$24,090.00	\$3,349.35	\$3,000.00	\$17,740.65	13.90
Subtotal of Element: [Function] 1000 - Instruction		\$0.00	\$24,090.00	\$3,349.35	\$3,000.00	\$17,740.65	13.90
24308-2100-51100-0000-001752-1218-00000	CRRSA, ESSER II-Salaries Expense	\$6,004.08	\$78,053.00	\$57,038.76	\$21,014.24	\$0.00	73.07
24308-2100-52111-0000-001752-0000-00000	CRRSA, ESSER II-Educational Retirement	\$909.62	\$11,825.00	\$8,641.39	\$3,183.66	(\$0.05)	73.07
24308-2100-52112-0000-001752-0000-00000	CRRSA, ESSER II-ERA - Retiree Health	\$120.08	\$1,561.00	\$1,140.76	\$420.28	(\$0.04)	73.07

24308-2100-52210-0000-001752-0000-00000	CRRSA, ESSER II-FICA Payments	\$324.20	\$4,243.00	\$3,133.25	\$1,134.70	(\$24.95)	73.84
24308-2100-52220-0000-001752-0000-00000	CRRSA, ESSER II-Medicare Payments	\$75.82	\$992.00	\$732.76	\$265.37	(\$6.13)	73.86
24308-2100-52311-0000-001752-0000-00000	CRRSA, ESSER II-Health and Medical Premiums	\$1,102.74	\$13,170.00	\$8,759.51	\$3,859.59	\$550.90	66.51
24308-2100-52312-0000-001752-0000-00000	CRRSA, ESSER II-Life	\$5.26	\$63.00	\$42.08	\$18.41	\$2.51	66.79
24308-2100-52313-0000-001752-0000-00000	CRRSA, ESSER II-Dental	\$51.32	\$615.00	\$410.56	\$179.62	\$24.82	66.75
24308-2100-52314-0000-001752-0000-00000	CRRSA, ESSER II-Vision	\$8.48	\$101.00	\$67.84	\$29.68	\$3.48	67.16
24308-2100-52500-0000-001752-0000-00000	CRRSA, ESSER II-Unemployment Compensation	\$19.82	\$99.00	\$63.42	\$69.37	(\$33.79)	64.06
24308-2100-52710-0000-001752-0000-00000	CRRSA, ESSER II-Workers Compensation Premium	\$0.00	\$919.00	\$919.00	\$0.00	\$0.00	100.00
24308-2100-52720-0000-001752-0000-00000	CRRSA, ESSER II-Workers Compensation Employer's Fee	\$2.30	\$3.00	\$6.14	\$0.00	(\$3.14)	204.66
24308-2100-53414-0000-001752-0000-00000	CRRSA, ESSER II-Other Services	\$3,230.00	\$30,000.00	\$14,450.00	\$15,550.00	\$0.00	48.16
Subtotal of Element: Expenditure		\$11,853.72	\$141,644.00	\$95,405.47	\$45,724.92	\$513.61	67.36
Subtotal of Element: [Function] 2100 - Support Services-Students		\$11,853.72	\$141,644.00	\$95,405.47	\$45,724.92	\$513.61	67.36
24308-2200-51100-0000-001752-1211-00000	CRRSA, ESSER II-Salaries Expense	\$6,000.00	\$82,141.00	\$61,141.36	\$21,000.00	(\$0.36)	74.43
24308-2200-52111-0000-001752-0000-00000	CRRSA, ESSER II-Educational Retirement	\$909.00	\$12,444.00	\$9,262.92	\$3,181.50	(\$0.42)	74.43
24308-2200-52112-0000-001752-0000-00000	CRRSA, ESSER II-ERA - Retiree Health	\$120.00	\$1,642.00	\$1,222.83	\$420.00	(\$0.83)	74.47
24308-2200-52210-0000-001752-0000-00000	CRRSA, ESSER II-FICA Payments	\$359.90	\$4,933.00	\$3,679.56	\$1,259.65	(\$6.21)	74.59
24308-2200-52220-0000-001752-0000-00000	CRRSA, ESSER II-Medicare Payments	\$84.16	\$1,153.00	\$860.47	\$294.56	(\$2.03)	74.62
24308-2200-52311-0000-001752-0000-00000	CRRSA, ESSER II-Health and Medical Premiums	\$280.50	\$3,153.00	\$2,031.04	\$981.75	\$140.21	64.41
24308-2200-52312-0000-001752-0000-00000	CRRSA, ESSER II-Life	\$5.26	\$64.00	\$42.08	\$18.41	\$3.51	65.75
24308-2200-52313-0000-001752-0000-00000	CRRSA, ESSER II-Dental	\$8.58	\$97.00	\$62.90	\$30.03	\$4.07	64.84
24308-2200-52314-0000-001752-0000-00000	CRRSA, ESSER II-Vision	\$3.76	\$42.00	\$27.58	\$13.16	\$1.26	65.66
24308-2200-52315-0000-001752-0000-00000	CRRSA, ESSER II-Disability	\$14.82	\$161.00	\$102.08	\$51.87	\$7.05	63.40
24308-2200-52500-0000-001752-0000-00000	CRRSA, ESSER II-Unemployment Compensation	\$19.80	\$184.00	\$148.50	\$69.30	(\$33.80)	80.70
24308-2200-52720-0000-001752-0000-00000	CRRSA, ESSER II-Workers Compensation Employer's Fee	\$2.30	\$4.00	\$6.53	\$0.00	(\$2.53)	163.25
Subtotal of Element: Expenditure		\$7,808.08	\$106,018.00	\$78,587.85	\$27,320.23	\$109.92	74.13
Subtotal of Element: [Function] 2200 - Support Services-Instruction		\$7,808.08	\$106,018.00	\$78,587.85	\$27,320.23	\$109.92	74.13
24308-2500-56113-0000-001752-0000-00000	CRRSA, ESSER II-Software	\$0.00	\$0.00	\$0.00	\$432.00	(\$432.00)	0.00
Subtotal of Element: Expenditure		\$0.00	\$0.00	\$0.00	\$432.00	(\$432.00)	0.00
Subtotal of Element: [Function] 2500 - Central Services		\$0.00	\$0.00	\$0.00	\$432.00	(\$432.00)	0.00
24308-2600-54416-0000-001752-0000-00000	CRRSA, ESSER II-Communication Services	(\$314.28)	\$3,185.00	\$0.00	\$0.00	\$3,185.00	0.00
Subtotal of Element: Expenditure		(\$314.28)	\$3,185.00	\$0.00	\$0.00	\$3,185.00	0.00
Subtotal of Element: [Function] 2600 - Operation & Maintenance of Plant		(\$314.28)	\$3,185.00	\$0.00	\$0.00	\$3,185.00	0.00

Subtotal of Element: [Fund] 24308 - CRRSA, ESSER II		\$19,347.52	\$274,937.00	\$177,342.67	\$76,477.15	\$21,117.18	64.50
24309-1000-53330-1010-001752-0000-00000	CRRSA - SEL-Professional Development	\$0.00	\$0.00	\$1,000.00	\$0.00	(\$1,000.00)	0.00
24309-1000-56118-1010-001752-0000-00000	CRRSA - SEL-General Supplies and Materials	\$0.00	\$2,500.00	\$0.00	\$0.00	\$2,500.00	0.00
Subtotal of Element: Expenditure		\$0.00	\$2,500.00	\$1,000.00	\$0.00	\$1,500.00	40.00
Subtotal of Element: [Function] 1000 - Instruction		\$0.00	\$2,500.00	\$1,000.00	\$0.00	\$1,500.00	40.00
24309-2100-51300-0000-001752-1211-00000	CRRSA - SEL-Additional Compensation	\$0.00	\$6,010.00	\$0.00	\$0.00	\$6,010.00	0.00
24309-2100-52111-0000-001752-0000-00000	CRRSA - SEL-Educational Retirement	\$0.00	\$910.00	\$0.00	\$0.00	\$910.00	0.00
24309-2100-52112-0000-001752-0000-00000	CRRSA - SEL-ERA - Retiree Health	\$0.00	\$120.00	\$0.00	\$0.00	\$120.00	0.00
24309-2100-52210-0000-001752-0000-00000	CRRSA - SEL-FICA Payments	\$0.00	\$373.00	\$0.00	\$0.00	\$373.00	0.00
24309-2100-52220-0000-001752-0000-00000	CRRSA - SEL-Medicare Payments	\$0.00	\$87.00	\$0.00	\$0.00	\$87.00	0.00
24309-2100-56118-0000-001752-0000-00000	CRRSA - SEL-General Supplies and Materials	\$0.00	\$5,000.00	\$500.11	\$200.00	\$4,299.89	10.00
Subtotal of Element: Expenditure		\$0.00	\$12,500.00	\$500.11	\$200.00	\$11,799.89	4.00
Subtotal of Element: [Function] 2100 - Support Services-Students		\$0.00	\$12,500.00	\$500.11	\$200.00	\$11,799.89	4.00
Subtotal of Element: [Fund] 24309 - CRRSA - SEL		\$0.00	\$15,000.00	\$1,500.11	\$200.00	\$13,299.89	10.00
24312-1000-51300-1010-001752-1411-00000	ESSER CRRSA Retention Stipend-Additional Compensation	\$0.00	\$1,668.00	\$0.00	\$0.00	\$1,668.00	0.00
Subtotal of Element: Expenditure		\$0.00	\$1,668.00	\$0.00	\$0.00	\$1,668.00	0.00
Subtotal of Element: [Function] 1000 - Instruction		\$0.00	\$1,668.00	\$0.00	\$0.00	\$1,668.00	0.00
24312-2100-51300-0000-001752-1218-00000	ESSER CRRSA Retention Stipend-Additional Compensation	\$0.00	\$200.00	\$0.00	\$0.00	\$200.00	0.00
Subtotal of Element: Expenditure		\$0.00	\$200.00	\$0.00	\$0.00	\$200.00	0.00
Subtotal of Element: [Function] 2100 - Support Services-Students		\$0.00	\$200.00	\$0.00	\$0.00	\$200.00	0.00
24312-2400-51300-0000-001752-1217-00000	ESSER CRRSA Retention Stipend-Additional Compensation	\$0.00	\$200.00	\$0.00	\$0.00	\$200.00	0.00
Subtotal of Element: Expenditure		\$0.00	\$200.00	\$0.00	\$0.00	\$200.00	0.00
Subtotal of Element: [Function] 2400 - Support Services-School Administration		\$0.00	\$200.00	\$0.00	\$0.00	\$200.00	0.00
Subtotal of Element: [Fund] 24312 - ESSER CRRSA Retention Stipend		\$0.00	\$2,068.00	\$0.00	\$0.00	\$2,068.00	0.00
24330-1000-56118-1010-001752-0000-00000	CRRSA, ESSER III-General Supplies and Materials	\$0.00	\$50,000.00	\$0.00	\$0.00	\$50,000.00	0.00
24330-1000-57332-1010-001752-0000-00000	CRRSA, ESSER III-Supply Assets (\$5,000 or Less)	\$0.00	\$50,000.00	\$0.00	\$0.00	\$50,000.00	0.00
Subtotal of Element: Expenditure		\$0.00	\$100,000.00	\$0.00	\$0.00	\$100,000.00	0.00
Subtotal of Element: [Function] 1000 - Instruction		\$0.00	\$100,000.00	\$0.00	\$0.00	\$100,000.00	0.00
24330-2100-51100-0000-001752-1214-00000	CRRSA, ESSER III-Salaries Expense	\$0.00	\$30,000.00	\$0.00	\$0.00	\$30,000.00	0.00
24330-2100-51100-0000-001752-1218-00000	CRRSA, ESSER III-Salaries Expense	\$0.00	\$85,000.00	\$0.00	\$0.00	\$85,000.00	0.00

24330-2100-52111-0000-001752-0000-00000	CRRSA, ESSER III-Educational Retirement	\$0.00	\$17,423.00	\$0.00	\$0.00	\$17,423.00	0.00
24330-2100-52112-0000-001752-0000-00000	CRRSA, ESSER III-ERA - Retiree Health	\$0.00	\$2,300.00	\$0.00	\$0.00	\$2,300.00	0.00
24330-2100-52210-0000-001752-0000-00000	CRRSA, ESSER III-FICA Payments	\$0.00	\$7,130.00	\$0.00	\$0.00	\$7,130.00	0.00
24330-2100-52220-0000-001752-0000-00000	CRRSA, ESSER III-Medicare Payments	\$0.00	\$1,668.00	\$0.00	\$0.00	\$1,668.00	0.00
24330-2100-52311-0000-001752-0000-00000	CRRSA, ESSER III-Health and Medical Premiums	\$0.00	\$14,845.00	\$0.00	\$0.00	\$14,845.00	0.00
24330-2100-52312-0000-001752-0000-00000	CRRSA, ESSER III-Life	\$0.00	\$127.00	\$0.00	\$0.00	\$127.00	0.00
24330-2100-52313-0000-001752-0000-00000	CRRSA, ESSER III-Dental	\$0.00	\$616.00	\$0.00	\$0.00	\$616.00	0.00
24330-2100-52314-0000-001752-0000-00000	CRRSA, ESSER III-Vision	\$0.00	\$102.00	\$0.00	\$0.00	\$102.00	0.00
24330-2100-52315-0000-001752-0000-00000	CRRSA, ESSER III-Disability	\$0.00	\$525.00	\$0.00	\$0.00	\$525.00	0.00
24330-2100-52500-0000-001752-0000-00000	CRRSA, ESSER III-Unemployment Compensation	\$0.00	\$180.00	\$0.00	\$0.00	\$180.00	0.00
24330-2100-52720-0000-001752-0000-00000	CRRSA, ESSER III-Workers Compensation Employer's Fee	\$0.00	\$20.00	\$0.00	\$0.00	\$20.00	0.00
24330-2100-53330-0000-001752-0000-00000	CRRSA, ESSER III-Professional Development	\$0.00	\$0.00	\$0.00	\$1,350.00	(\$1,350.00)	0.00
24330-2100-53414-0000-001752-0000-00000	CRRSA, ESSER III-Other Services	\$0.00	\$30,000.00	\$0.00	\$0.00	\$30,000.00	0.00
24330-2100-53414-2000-001752-0000-00000	CRRSA, ESSER III-Other Services	\$0.00	\$23,732.00	\$0.00	\$0.00	\$23,732.00	0.00
24330-2100-56113-2000-001752-0000-00000	CRRSA, ESSER III-Software	\$0.00	\$5,000.00	\$0.00	\$0.00	\$5,000.00	0.00
24330-2100-56118-0000-001752-0000-00000	CRRSA, ESSER III-General Supplies and Materials	\$0.00	\$20,000.00	\$0.00	\$0.00	\$20,000.00	0.00
Subtotal of Element: Expenditure		\$0.00	\$238,668.00	\$0.00	\$1,350.00	\$237,318.00	0.00
Subtotal of Element: [Function] 2100 - Support Services-Students		\$0.00	\$238,668.00	\$0.00	\$1,350.00	\$237,318.00	0.00
24330-2200-51100-0000-001752-1211-00000	CRRSA, ESSER III-Salaries Expense	\$0.00	\$85,000.00	\$0.00	\$0.00	\$85,000.00	0.00
24330-2200-52111-0000-001752-0000-00000	CRRSA, ESSER III-Educational Retirement	\$0.00	\$12,878.00	\$0.00	\$0.00	\$12,878.00	0.00
24330-2200-52112-0000-001752-0000-00000	CRRSA, ESSER III-ERA - Retiree Health	\$0.00	\$1,700.00	\$0.00	\$0.00	\$1,700.00	0.00
24330-2200-52210-0000-001752-0000-00000	CRRSA, ESSER III-FICA Payments	\$0.00	\$5,270.00	\$0.00	\$0.00	\$5,270.00	0.00
24330-2200-52220-0000-001752-0000-00000	CRRSA, ESSER III-Medicare Payments	\$0.00	\$1,233.00	\$0.00	\$0.00	\$1,233.00	0.00
24330-2200-52311-0000-001752-0000-00000	CRRSA, ESSER III-Health and Medical Premiums	\$0.00	\$7,423.00	\$0.00	\$0.00	\$7,423.00	0.00
24330-2200-52312-0000-001752-0000-00000	CRRSA, ESSER III-Life	\$0.00	\$64.00	\$0.00	\$0.00	\$64.00	0.00
24330-2200-52313-0000-001752-0000-00000	CRRSA, ESSER III-Dental	\$0.00	\$308.00	\$0.00	\$0.00	\$308.00	0.00
24330-2200-52314-0000-001752-0000-00000	CRRSA, ESSER III-Vision	\$0.00	\$51.00	\$0.00	\$0.00	\$51.00	0.00
24330-2200-52315-0000-001752-0000-00000	CRRSA, ESSER III-Disability	\$0.00	\$194.00	\$0.00	\$0.00	\$194.00	0.00
24330-2200-52500-0000-001752-0000-00000	CRRSA, ESSER III-Unemployment Compensation	\$0.00	\$90.00	\$0.00	\$0.00	\$90.00	0.00
24330-2200-52720-0000-001752-0000-00000	CRRSA, ESSER III-Workers Compensation Employer's Fee	\$0.00	\$10.00	\$0.00	\$0.00	\$10.00	0.00
Subtotal of Element: Expenditure		\$0.00	\$114,221.00	\$0.00	\$0.00	\$114,221.00	0.00
Subtotal of Element: [Function] 2200 - Support Services-Instruction		\$0.00	\$114,221.00	\$0.00	\$0.00	\$114,221.00	0.00

24330-2300-53713-0000-001752-0000-00000	CRRSA, ESSER III-Indirect Costs - Program Administration	\$0.00	\$9,772.00	\$0.00	\$0.00	\$9,772.00	0.00
Subtotal of Element: Expenditure		\$0.00	\$9,772.00	\$0.00	\$0.00	\$9,772.00	0.00
Subtotal of Element: [Function] 2300 - Support Services-General Administration		\$0.00	\$9,772.00	\$0.00	\$0.00	\$9,772.00	0.00
24330-2500-56113-0000-001752-0000-00000	CRRSA, ESSER III-Software	\$0.00	\$8,000.00	\$0.00	\$0.00	\$8,000.00	0.00
Subtotal of Element: Expenditure		\$0.00	\$8,000.00	\$0.00	\$0.00	\$8,000.00	0.00
Subtotal of Element: [Function] 2500 - Central Services		\$0.00	\$8,000.00	\$0.00	\$0.00	\$8,000.00	0.00
24330-2600-56118-0000-001752-0000-00000	CRRSA, ESSER III-General Supplies and Materials	\$0.00	\$13,473.00	\$0.00	\$0.00	\$13,473.00	0.00
Subtotal of Element: Expenditure		\$0.00	\$13,473.00	\$0.00	\$0.00	\$13,473.00	0.00
Subtotal of Element: [Function] 2600 - Operation & Maintenance of Plant		\$0.00	\$13,473.00	\$0.00	\$0.00	\$13,473.00	0.00
Subtotal of Element: [Fund] 24330 - CRRSA, ESSER III		\$0.00	\$484,134.00	\$0.00	\$1,350.00	\$482,784.00	0.00
26222-1000-57332-1010-001752-0000-00000	Emergency Connectivity Fund FCC-Supply Assets (\$5,000 or Less)	\$0.00	\$75,290.00	\$0.00	\$59,866.22	\$15,423.78	0.00
Subtotal of Element: Expenditure		\$0.00	\$75,290.00	\$0.00	\$59,866.22	\$15,423.78	0.00
Subtotal of Element: [Function] 1000 - Instruction		\$0.00	\$75,290.00	\$0.00	\$59,866.22	\$15,423.78	0.00
26222-2100-53711-0000-001752-0000-00000	Emergency Connectivity Fund FCC-Other Charges	(\$2,228.40)	\$0.00	\$0.00	\$0.00	\$0.00	0.00
26222-2100-53711-4025-001752-0000-00000	Emergency Connectivity Fund FCC-Other Charges	\$2,856.96	\$3,847.00	\$2,856.96	\$1,080.00	(\$89.96)	74.26
Subtotal of Element: Expenditure		\$628.56	\$3,847.00	\$2,856.96	\$1,080.00	(\$89.96)	74.26
Subtotal of Element: [Function] 2100 - Support Services-Students		\$628.56	\$3,847.00	\$2,856.96	\$1,080.00	(\$89.96)	74.26
Subtotal of Element: [Fund] 26222 - Emergency Connectivity Fund FCC		\$628.56	\$79,137.00	\$2,856.96	\$60,946.22	\$15,333.82	3.61
27107-2200-56114-0000-001752-0000-00000	Library GO Bonds-Library And Audio-Visual	\$0.00	\$3,079.00	\$3,078.71	\$0.00	\$0.29	99.99
27107-2200-57332-0000-001752-0000-00000	Library GO Bonds-Supply Assets (\$5,000 or Less)	\$0.00	\$3,317.00	\$0.00	\$0.00	\$3,317.00	0.00
Subtotal of Element: Expenditure		\$0.00	\$6,396.00	\$3,078.71	\$0.00	\$3,317.29	48.13
Subtotal of Element: [Function] 2200 - Support Services-Instruction		\$0.00	\$6,396.00	\$3,078.71	\$0.00	\$3,317.29	48.13
Subtotal of Element: [Fund] 27107 - Library GO Bonds		\$0.00	\$6,396.00	\$3,078.71	\$0.00	\$3,317.29	48.13
27109-1000-56109-1010-001752-0000-00000	Instructional Materials-Instructional Materials On-Line	\$3,677.65	\$0.00	\$3,677.65	\$0.00	(\$3,677.65)	0.00
27109-1000-56111-1010-001752-0000-00000	Instructional Materials-Instructional Materials Cash - 50% Textbooks	\$60.79	\$8,100.00	\$159.44	\$1,242.61	\$6,697.95	1.96
Subtotal of Element: Expenditure		\$3,738.44	\$8,100.00	\$3,837.09	\$1,242.61	\$3,020.30	47.37
Subtotal of Element: [Function] 1000 - Instruction		\$3,738.44	\$8,100.00	\$3,837.09	\$1,242.61	\$3,020.30	47.37
Subtotal of Element: [Fund] 27109 - Instructional Materials		\$3,738.44	\$8,100.00	\$3,837.09	\$1,242.61	\$3,020.30	47.37

27502-1000-56118-1010-001752-0000-00000	Student Advisement Plan-General Supplies and Materials	\$3,088.58	\$0.00	\$3,088.58	\$214.77	(\$3,303.35)	0.00
27502-1000-57332-1010-001752-0000-00000	Student Advisement Plan-Supply Assets (\$5,000 or Less)	\$3,475.98	\$0.00	\$3,475.98	\$3,552.42	(\$7,028.40)	0.00
Subtotal of Element: Expenditure		\$6,564.56	\$0.00	\$6,564.56	\$3,767.19	(\$10,331.75)	0.00
Subtotal of Element: [Function] 1000 - Instruction		\$6,564.56	\$0.00	\$6,564.56	\$3,767.19	(\$10,331.75)	0.00
27502-2100-51300-0000-001752-1217-00000	Student Advisement Plan-Additional Compensation	\$0.00	\$1,500.00	\$0.00	\$0.00	\$1,500.00	0.00
27502-2100-52111-0000-001752-0000-00000	Student Advisement Plan-Educational Retirement	\$0.00	\$228.00	\$0.00	\$0.00	\$228.00	0.00
27502-2100-52112-0000-001752-0000-00000	Student Advisement Plan-ERA - Retiree Health	\$0.00	\$30.00	\$0.00	\$0.00	\$30.00	0.00
27502-2100-52210-0000-001752-0000-00000	Student Advisement Plan-FICA Payments	\$0.00	\$93.00	\$0.00	\$0.00	\$93.00	0.00
27502-2100-52220-0000-001752-0000-00000	Student Advisement Plan-Medicare Payments	\$0.00	\$22.00	\$0.00	\$0.00	\$22.00	0.00
27502-2100-53414-0000-001752-0000-00000	Student Advisement Plan-Other Services	\$0.00	\$16,937.00	\$0.00	\$0.00	\$16,937.00	0.00
Subtotal of Element: Expenditure		\$0.00	\$18,810.00	\$0.00	\$0.00	\$18,810.00	0.00
Subtotal of Element: [Function] 2100 - Support Services-Students		\$0.00	\$18,810.00	\$0.00	\$0.00	\$18,810.00	0.00
Subtotal of Element: [Fund] 27502 - Student Advisement Plan		\$6,564.56	\$18,810.00	\$6,564.56	\$3,767.19	\$8,478.25	34.90
28211-2100-51300-0000-001752-1216-00000	NMSchools Covid19 TestProgDOH-Additional Compensation	\$2,600.00	\$61,500.00	\$5,607.31	\$9,100.00	\$46,792.69	9.11
28211-2100-52111-0000-001752-0000-00000	NMSchools Covid19 TestProgDOH-Educational Retirement	\$393.90	\$9,318.00	\$849.51	\$1,378.66	\$7,089.83	9.11
28211-2100-52112-0000-001752-0000-00000	NMSchools Covid19 TestProgDOH-ERA - Retiree Health	\$52.00	\$1,230.00	\$112.14	\$181.99	\$935.87	9.11
28211-2100-52210-0000-001752-0000-00000	NMSchools Covid19 TestProgDOH-FICA Payments	\$161.20	\$3,813.00	\$347.65	\$564.18	\$2,901.17	9.11
28211-2100-52220-0000-001752-0000-00000	NMSchools Covid19 TestProgDOH-Medicare Payments	\$37.70	\$892.00	\$81.31	\$131.94	\$678.75	9.11
28211-2100-52500-0000-001752-0000-00000	NMSchools Covid19 TestProgDOH-Unemployment Compensation	\$8.58	\$90.00	\$18.50	\$30.03	\$41.47	20.55
28211-2100-52720-0000-001752-0000-00000	NMSchools Covid19 TestProgDOH-Workers Compensation Employer's Fee	\$1.09	\$0.00	\$1.09	\$0.00	(\$1.09)	0.00
28211-2100-53711-0000-001752-0000-00000	NMSchools Covid19 TestProgDOH-Other Charges	\$0.00	\$500.00	\$0.00	\$0.00	\$500.00	0.00
28211-2100-56118-0000-001752-0000-00000	NMSchools Covid19 TestProgDOH-General Supplies and Materials	\$0.00	\$337.00	\$0.00	\$0.00	\$337.00	0.00
Subtotal of Element: Expenditure		\$3,254.47	\$77,680.00	\$7,017.51	\$11,386.80	\$59,275.69	9.03
Subtotal of Element: [Function] 2100 - Support Services-Students		\$3,254.47	\$77,680.00	\$7,017.51	\$11,386.80	\$59,275.69	9.03
Subtotal of Element: [Fund] 28211 - NMSchools Covid19 TestProgDOH		\$3,254.47	\$77,680.00	\$7,017.51	\$11,386.80	\$59,275.69	9.03
29102-1000-55817-1010-001752-0000-00000	Private Dir Grants (Categorical)-Student Travel	\$0.00	\$0.00	\$0.00	\$1,549.60	(\$1,549.60)	0.00
29102-1000-56118-1010-001752-0000-00000	Private Dir Grants (Categorical)-General Supplies and Materials	\$0.00	\$2,000.00	\$0.00	\$0.00	\$2,000.00	0.00

29102-1000-57331-1010-001752-0000-00000	Private Dir Grants (Categorical)-Fixed Assets (More Than \$5,000)	\$0.00	\$26,669.00	\$0.00	\$0.00	\$26,669.00	0.00
Subtotal of Element: Expenditure		\$0.00	\$28,669.00	\$0.00	\$1,549.60	\$27,119.40	0.00
Subtotal of Element: [Function] 1000 - Instruction		\$0.00	\$28,669.00	\$0.00	\$1,549.60	\$27,119.40	0.00
29102-2300-55915-0000-001752-0000-00000	Private Dir Grants (Categorical)-Other Contract Services	\$0.00	\$10,000.00	\$5,000.00	\$0.00	\$5,000.00	50.00
Subtotal of Element: Expenditure		\$0.00	\$10,000.00	\$5,000.00	\$0.00	\$5,000.00	50.00
Subtotal of Element: [Function] 2300 - Support Services-General Administration		\$0.00	\$10,000.00	\$5,000.00	\$0.00	\$5,000.00	50.00
29102-2400-56118-0000-001752-0000-00000	Private Dir Grants (Categorical)-General Supplies and Materials	\$107.15	\$2,000.00	\$349.03	\$150.97	\$1,500.00	17.45
Subtotal of Element: Expenditure		\$107.15	\$2,000.00	\$349.03	\$150.97	\$1,500.00	17.45
Subtotal of Element: [Function] 2400 - Support Services-School Administration		\$107.15	\$2,000.00	\$349.03	\$150.97	\$1,500.00	17.45
Subtotal of Element: [Fund] 29102 - Private Dir Grants (Categorical)		\$107.15	\$40,669.00	\$5,349.03	\$1,700.57	\$33,619.40	13.15
31200-4000-54610-0000-001752-0000-00000	Public School Capital Outlay-Rental - Land and Buildings	\$11,814.75	\$141,777.00	\$118,147.50	\$23,629.50	\$0.00	83.33
Subtotal of Element: Expenditure		\$11,814.75	\$141,777.00	\$118,147.50	\$23,629.50	\$0.00	83.33
Subtotal of Element: [Function] 4000 - Capital Outlay		\$11,814.75	\$141,777.00	\$118,147.50	\$23,629.50	\$0.00	83.33
Subtotal of Element: [Fund] 31200 - Public School Capital Outlay		\$11,814.75	\$141,777.00	\$118,147.50	\$23,629.50	\$0.00	83.33
31400-4000-53414-0000-001752-0000-00000	Special Capital Outlay-State-Other Services	\$0.00	\$20,200.00	\$0.00	\$0.00	\$20,200.00	0.00
31400-4000-54500-0000-001752-0000-00000	Special Capital Outlay-State-Construction Services	\$0.00	\$150,000.00	\$19,611.69	\$2,020.00	\$128,368.31	13.07
31400-4000-57200-0000-001752-0000-00000	Special Capital Outlay-State-Buildings Purchase	\$0.00	\$149,800.00	\$0.00	\$0.00	\$149,800.00	0.00
Subtotal of Element: Expenditure		\$0.00	\$320,000.00	\$19,611.69	\$2,020.00	\$298,368.31	6.13
Subtotal of Element: [Function] 4000 - Capital Outlay		\$0.00	\$320,000.00	\$19,611.69	\$2,020.00	\$298,368.31	6.13
Subtotal of Element: [Fund] 31400 - Special Capital Outlay-State		\$0.00	\$320,000.00	\$19,611.69	\$2,020.00	\$298,368.31	6.13
31600-2300-53712-0000-001752-0000-00000	Capital Improvements HB-33-County Tax Collection Costs	\$18.17	\$5,862.00	\$927.76	\$0.00	\$4,934.24	15.82
Subtotal of Element: Expenditure		\$18.17	\$5,862.00	\$927.76	\$0.00	\$4,934.24	15.83
Subtotal of Element: [Function] 2300 - Support Services-General Administration		\$18.17	\$5,862.00	\$927.76	\$0.00	\$4,934.24	15.83
31600-4000-57200-0000-001752-0000-00000	Capital Improvements HB-33-Buildings Purchase	\$0.00	\$642,450.00	\$0.00	\$0.00	\$642,450.00	0.00
31600-4000-57331-0000-001752-0000-00000	Capital Improvements HB-33-Fixed Assets (More Than \$5,000)	\$0.00	\$139,930.00	\$0.00	\$0.00	\$139,930.00	0.00
Subtotal of Element: Expenditure		\$0.00	\$782,380.00	\$0.00	\$0.00	\$782,380.00	0.00
Subtotal of Element: [Function] 4000 - Capital Outlay		\$0.00	\$782,380.00	\$0.00	\$0.00	\$782,380.00	0.00

Subtotal of Element: [Fund] 31600 - Capital Improvements HB-33		\$18.17	\$788,242.00	\$927.76	\$0.00	\$787,314.24	0.12
31700-4000-57332-0000-001752-0000-00000	Capital Improvements SB-9-Supply Assets (\$5,000 or Less)	\$0.00	\$4,443.00	\$0.00	\$0.00	\$4,443.00	0.00
Subtotal of Element: Expenditure		\$0.00	\$4,443.00	\$0.00	\$0.00	\$4,443.00	0.00
Subtotal of Element: [Function] 4000 - Capital Outlay		\$0.00	\$4,443.00	\$0.00	\$0.00	\$4,443.00	0.00
Subtotal of Element: [Fund] 31700 - Capital Improvements SB-9		\$0.00	\$4,443.00	\$0.00	\$0.00	\$4,443.00	0.00
31701-2300-53712-0000-001752-0000-00000	Capital Improvements SB-9 Local-County Tax Collection Costs	\$9.16	\$1,080.00	\$475.65	\$0.00	\$604.35	44.04
Subtotal of Element: Expenditure		\$9.16	\$1,080.00	\$475.65	\$0.00	\$604.35	44.04
Subtotal of Element: [Function] 2300 - Support Services-General Administration		\$9.16	\$1,080.00	\$475.65	\$0.00	\$604.35	44.04
31701-4000-57200-0000-001752-0000-00000	Capital Improvements SB-9 Local-Buildings Purchase	\$0.00	\$378,909.00	\$0.00	\$0.00	\$378,909.00	0.00
31701-4000-57331-0000-001752-0000-00000	Capital Improvements SB-9 Local-Fixed Assets (More Than \$5,000)	\$0.00	\$63,363.00	\$0.00	\$0.00	\$63,363.00	0.00
31701-4000-57332-0000-001752-0000-00000	Capital Improvements SB-9 Local-Supply Assets (\$5,000 or Less)	\$0.00	\$8,728.00	\$4,655.75	\$0.00	\$4,072.25	53.34
Subtotal of Element: Expenditure		\$0.00	\$451,000.00	\$4,655.75	\$0.00	\$446,344.25	1.03
Subtotal of Element: [Function] 4000 - Capital Outlay		\$0.00	\$451,000.00	\$4,655.75	\$0.00	\$446,344.25	1.03
Subtotal of Element: [Fund] 31701 - Capital Improvements SB-9 Local		\$9.16	\$452,080.00	\$5,131.40	\$0.00	\$446,948.60	1.14
31703-4000-57332-0000-001752-0000-00000	SB-9 State Match Cash-Supply Assets (\$5,000 or Less)	\$0.00	\$17,982.00	\$0.00	\$0.00	\$17,982.00	0.00
Subtotal of Element: Expenditure		\$0.00	\$17,982.00	\$0.00	\$0.00	\$17,982.00	0.00
Subtotal of Element: [Function] 4000 - Capital Outlay		\$0.00	\$17,982.00	\$0.00	\$0.00	\$17,982.00	0.00
Subtotal of Element: [Fund] 31703 - SB-9 State Match Cash		\$0.00	\$17,982.00	\$0.00	\$0.00	\$17,982.00	0.00
Grand Total		\$227,138.73	\$7,345,761.00	\$1,901,807.63	\$872,112.59	\$4,571,840.78	25.89

Health Leadership High School

Statement of Revenues and Expenditures and Change in Fund Balance

Cycle: FY21-22; Fund Class: [All]; Fund Columns: [All Non-Zero Funds]; Account Expression: [All]; Include Element Value: Yes; Revenue Element: Object; Expenditure Element: Function; Begin Date: 03/01/2022; End Date: 03/31/2022

Description	11000 - Operational	14000 - Instructional Materials	24101 - Title I - IASA Entitlement	24106 - IDEA-B	24308 - CRRSA, ESSER II
41110 - Ad Valorem Taxes - School District	\$0.00	\$0.00	\$0.00	\$0.00	\$0.00
41701 - Fees - Activities	\$97.00	\$0.00	\$0.00	\$0.00	\$0.00
41924 - Flow-through Grants From Districts to Charter Schools	\$0.00	\$0.00	\$0.00	\$18,827.79	\$0.00
43101 - State Equalization Guarantee	\$210,459.19	\$0.00	\$0.00	\$0.00	\$0.00
43202 - State Flow-through Grant	\$11,588.00	\$0.00	\$0.00	\$0.00	\$0.00
Total Revenue	\$222,144.19	\$0.00	\$0.00	\$18,827.79	\$0.00
1000 - Instruction	\$50,247.58	\$2,404.71	\$9,353.30	\$3,170.41	\$0.00
2100 - Support Services-Students	\$41,472.04	\$0.00	\$2,423.05	\$0.00	\$11,853.72
2200 - Support Services-Instruction	\$8,631.41	\$0.00	\$0.00	\$0.00	\$7,808.08
2300 - Support Services-General Administration	\$15,436.50	\$0.00	\$0.00	\$0.00	\$0.00
2400 - Support Services-School Administration	\$1,162.39	\$0.00	\$0.00	\$0.00	\$0.00
2500 - Central Services	\$34,743.99	\$0.00	\$0.00	\$0.00	\$0.00
2600 - Operation & Maintenance of Plant	\$12,610.57	\$0.00	\$0.00	\$0.00	(\$314.28)
4000 - Capital Outlay	\$0.00	\$0.00	\$0.00	\$0.00	\$0.00
Total Expenditure	\$164,304.48	\$2,404.71	\$11,776.35	\$3,170.41	\$19,347.52
Total Other Financing Sources (Uses)	\$0.00	\$0.00	\$0.00	\$0.00	\$0.00
Excess (deficiency) of revenues and other financing sources over expenditures and other financing uses	\$57,839.71	(\$2,404.71)	(\$11,776.35)	\$15,657.38	(\$19,347.52)
Fund Balance, Beginning of year	\$2,143,643.96	\$11,458.55	(\$21,660.55)	(\$12,054.84)	\$0.00
Fund Balance, End of year	\$2,201,483.67	\$9,053.84	(\$33,436.90)	\$3,602.54	(\$19,347.52)

Health Leadership High School

Statement of Revenues and Expenditures and Change in Fund Balance

Cycle: FY21-22; Fund Class: [All]; Fund Columns: [All Non-Zero Funds]; Account Expression: [All]; Include Element Value: Yes; Revenue Element: Object; Expenditure Element: Function; Begin Date: 03/01/2022; End Date: 03/31/2022

Description	26222 - Emergency Connectivity Fu	27109 - Instructional Materials	27502 - Student Advisement Plan	28211 - NMSchools Covid19 TestPro	29102 - Private Dir Grants (Categ
41110 - Ad Valorem Taxes - School District	\$0.00	\$0.00	\$0.00	\$0.00	\$0.00
41701 - Fees - Activities	\$0.00	\$0.00	\$0.00	\$0.00	\$0.00
41924 - Flow-through Grants From Districts to Charter Schools	\$0.00	\$0.00	\$0.00	\$0.00	\$0.00
43101 - State Equalization Guarantee	\$0.00	\$0.00	\$0.00	\$0.00	\$0.00
43202 - State Flow-through Grant	\$0.00	\$0.00	\$0.00	\$0.00	\$0.00
Total Revenue	\$0.00	\$0.00	\$0.00	\$0.00	\$0.00
1000 - Instruction	\$0.00	\$3,738.44	\$6,564.56	\$0.00	\$0.00
2100 - Support Services-Students	\$628.56	\$0.00	\$0.00	\$3,254.47	\$0.00
2200 - Support Services-Instruction	\$0.00	\$0.00	\$0.00	\$0.00	\$0.00
2300 - Support Services-General Administration	\$0.00	\$0.00	\$0.00	\$0.00	\$0.00
2400 - Support Services-School Administration	\$0.00	\$0.00	\$0.00	\$0.00	\$107.15
2500 - Central Services	\$0.00	\$0.00	\$0.00	\$0.00	\$0.00
2600 - Operation & Maintenance of Plant	\$0.00	\$0.00	\$0.00	\$0.00	\$0.00
4000 - Capital Outlay	\$0.00	\$0.00	\$0.00	\$0.00	\$0.00
Total Expenditure	\$628.56	\$3,738.44	\$6,564.56	\$3,254.47	\$107.15
Total Other Financing Sources (Uses)	\$0.00	\$0.00	\$0.00	\$0.00	\$0.00
Excess (deficiency) of revenues and other financing sources over expenditures and other financing uses	(\$628.56)	(\$3,738.44)	(\$6,564.56)	(\$3,254.47)	(\$107.15)
Fund Balance, Beginning of year	\$0.00	\$8,099.55	(\$32,893.15)	\$0.00	(\$17,999.77)
Fund Balance, End of year	(\$628.56)	\$4,361.11	(\$39,457.71)	(\$3,254.47)	(\$18,106.92)

Health Leadership High School

Statement of Revenues and Expenditures and Change in Fund Balance

Cycle: FY21-22; Fund Class: [All]; Fund Columns: [All Non-Zero Funds]; Account Expression: [All]; Include Element Value: Yes; Revenue Element: Object; Expenditure Element: Function; Begin Date: 03/01/2022; End Date: 03/31/2022

Description	31200 - Public School Capital Out	31600 - Capital Improvements HB-3	31701 - Capital Improvements SB-9	Total
41110 - Ad Valorem Taxes - School District	\$0.00	\$1,816.95	\$916.42	\$2,733.37
41701 - Fees - Activities	\$0.00	\$0.00	\$0.00	\$97.00
41924 - Flow-through Grants From Districts to Charter Schools	\$0.00	\$0.00	\$0.00	\$18,827.79
43101 - State Equalization Guarantee	\$0.00	\$0.00	\$0.00	\$210,459.19
43202 - State Flow-through Grant	\$0.00	\$0.00	\$0.00	\$11,588.00
Total Revenue	\$0.00	\$1,816.95	\$916.42	\$243,705.35
1000 - Instruction	\$0.00	\$0.00	\$0.00	\$75,479.00
2100 - Support Services-Students	\$0.00	\$0.00	\$0.00	\$59,631.84
2200 - Support Services-Instruction	\$0.00	\$0.00	\$0.00	\$16,439.49
2300 - Support Services-General Administration	\$0.00	\$18.17	\$9.16	\$15,463.83
2400 - Support Services-School Administration	\$0.00	\$0.00	\$0.00	\$1,269.54
2500 - Central Services	\$0.00	\$0.00	\$0.00	\$34,743.99
2600 - Operation & Maintenance of Plant	\$0.00	\$0.00	\$0.00	\$12,296.29
4000 - Capital Outlay	\$11,814.75	\$0.00	\$0.00	\$11,814.75
Total Expenditure	\$11,814.75	\$18.17	\$9.16	\$227,138.73
Total Other Financing Sources (Uses)	\$0.00	\$0.00	\$0.00	\$0.00
Excess (deficiency) of revenues and other financing sources over expenditures and other financing uses	(\$11,814.75)	\$1,798.78	\$907.26	\$16,566.62
Fund Balance, Beginning of year	(\$41,007.50)	\$646,180.82	\$380,136.52	\$3,063,903.59
Fund Balance, End of year	(\$52,822.25)	\$647,979.60	\$381,043.78	\$3,080,470.21

Health Leadership High School

Balance Sheet Report

Cycle: FY21-22; Fund Class: [All]; Fund Columns: [All Non-Zero Funds]; Account Expression: [All]; Balance Date: 03/31/2022; Detail: No; Created On: 4/12/2022 5:02:11 PM

Description	11000	14000	23000	24101	24106	24146	24154
11012 - Cash	\$2,488,193.82	\$7,312.39	\$2,442.50	(\$57,719.40)	(\$9,144.02)	\$0.00	(\$5,000.00)
Subtotal of Account Type: Asset	\$2,488,193.82	\$7,312.39	\$2,442.50	(\$57,719.40)	(\$9,144.02)	\$0.00	(\$5,000.00)
Subtotal of Account Group: Assets	\$2,488,193.82	\$7,312.39	\$2,442.50	(\$57,719.40)	(\$9,144.02)	\$0.00	(\$5,000.00)
23126 - Unemployment Insurance	\$255.12	\$0.00	\$0.00	\$0.00	\$0.00	\$0.00	\$0.00
23127 - Workers' Compensation (Employee)	\$0.38	\$0.00	\$0.00	\$0.00	\$0.00	\$0.00	\$0.00
23225 - Health Insurance	\$15,250.36	\$0.00	\$0.00	\$1,465.53	\$362.17	\$0.00	\$0.00
23226 - Unemployment Insurance	\$547.40	\$0.00	\$0.00	\$68.84	\$0.43	\$0.00	\$0.00
23227 - Workers Comensation	\$61.80	\$0.00	\$0.00	\$6.65	\$2.23	\$0.00	\$0.00
Subtotal of Account Type: Liability	\$16,115.06	\$0.00	\$0.00	\$1,541.02	\$364.83	\$0.00	\$0.00
32300 - Unreserved Fund Balance	\$2,143,643.96	\$11,458.55	\$2,442.50	(\$21,660.55)	(\$12,054.84)	(\$3,465.47)	(\$6,470.79)
Net Increase/Decrease	\$328,434.80	(\$4,146.16)	\$0.00	(\$37,599.87)	\$2,545.99	\$3,465.47	\$1,470.79
Subtotal of Account Type: Fund Balance/Retained Earnings	\$2,472,078.76	\$7,312.39	\$2,442.50	(\$59,260.42)	(\$9,508.85)	\$0.00	(\$5,000.00)
Subtotal of Account Group: Liabilities/Fund Balance	\$2,488,193.82	\$7,312.39	\$2,442.50	(\$57,719.40)	(\$9,144.02)	\$0.00	(\$5,000.00)

Health Leadership High School

Balance Sheet Report

Cycle: FY21-22; Fund Class: [All]; Fund Columns: [All Non-Zero Funds]; Account Expression: [All]; Balance Date: 03/31/2022; Detail: No; Created On: 4/12/2022 5:02:11 PM

Description	24174	24176	24190	24191	24301	24307	24308	24309
11012 - Cash	\$0.00	\$0.00	\$0.00	\$0.00	\$0.00	(\$9,131.75)	(\$85,038.17)	(\$1,500.11)
Subtotal of Account Type: Asset	\$0.00	\$0.00	\$0.00	\$0.00	\$0.00	(\$9,131.75)	(\$85,038.17)	(\$1,500.11)
Subtotal of Account Group: Assets	\$0.00	\$0.00	\$0.00	\$0.00	\$0.00	(\$9,131.75)	(\$85,038.17)	(\$1,500.11)
23126 - Unemployment Insurance	\$0.00	\$0.00	\$0.00	\$0.00	\$0.00	\$0.00	\$0.00	\$0.00
23127 - Workers' Compensation (Employee)	\$0.00	\$0.00	\$0.00	\$0.00	\$0.00	\$0.00	\$0.00	\$0.00
23225 - Health Insurance	\$0.00	\$0.00	\$0.00	\$0.00	\$0.00	\$0.00	\$2,460.88	\$0.00
23226 - Unemployment Insurance	\$0.00	\$0.00	\$0.00	\$0.00	\$0.00	\$0.00	\$118.86	\$0.00
23227 - Workers Comensation	\$0.00	\$0.00	\$0.00	\$0.00	\$0.00	\$0.00	\$8.60	\$0.00
Subtotal of Account Type: Liability	\$0.00	\$0.00	\$0.00	\$0.00	\$0.00	\$0.00	\$2,588.34	\$0.00
32300 - Unreserved Fund Balance	(\$1,318.73)	\$0.00	(\$8,503.64)	(\$21,139.38)	(\$705.90)	\$0.00	\$0.00	\$0.00
Net Increase/Decrease	\$1,318.73	\$0.00	\$8,503.64	\$21,139.38	\$705.90	(\$9,131.75)	(\$87,626.51)	(\$1,500.11)
Subtotal of Account Type: Fund Balance/Retained Earnings	\$0.00	\$0.00	\$0.00	\$0.00	\$0.00	(\$9,131.75)	(\$87,626.51)	(\$1,500.11)
Subtotal of Account Group: Liabilities/Fund Balance	\$0.00	\$0.00	\$0.00	\$0.00	\$0.00	(\$9,131.75)	(\$85,038.17)	(\$1,500.11)

Health Leadership High School

Balance Sheet Report

Cycle: FY21-22; Fund Class: [All]; Fund Columns: [All Non-Zero Funds]; Account Expression: [All]; Balance Date: 03/31/2022; Detail: No; Created On: 4/12/2022 5:02:11 PM

Description	26121	26222	27107	27109	27189	27502	28182	28211	29102
11012 - Cash	\$2,500.00	(\$2,856.96)	(\$3,078.71)	\$4,262.46	\$22.94	(\$6,564.56)	\$5.63	(\$7,002.60)	\$30,913.08
Subtotal of Account Type: Asset	\$2,500.00	(\$2,856.96)	(\$3,078.71)	\$4,262.46	\$22.94	(\$6,564.56)	\$5.63	(\$7,002.60)	\$30,913.08
Subtotal of Account Group: Assets	\$2,500.00	(\$2,856.96)	(\$3,078.71)	\$4,262.46	\$22.94	(\$6,564.56)	\$5.63	(\$7,002.60)	\$30,913.08
23126 - Unemployment Insurance	\$0.00	\$0.00	\$0.00	\$0.00	\$0.00	\$0.00	\$0.00	\$0.00	\$0.00
23127 - Workers' Compensation (Employee)	\$0.00	\$0.00	\$0.00	\$0.00	\$0.00	\$0.00	\$0.00	\$0.00	\$0.00
23225 - Health Insurance	\$0.00	\$0.00	\$0.00	\$0.00	\$22.94	\$0.00	\$0.00	\$0.00	\$0.00
23226 - Unemployment Insurance	\$0.00	\$0.00	\$0.00	\$0.00	\$0.00	\$0.00	\$5.63	\$12.87	\$0.00
23227 - Workers Comensation	\$0.00	\$0.00	\$0.00	\$0.00	\$0.00	\$0.00	\$0.00	\$2.04	\$0.00
Subtotal of Account Type: Liability	\$0.00	\$0.00	\$0.00	\$0.00	\$22.94	\$0.00	\$5.63	\$14.91	\$0.00
32300 - Unreserved Fund Balance	\$2,500.00	\$0.00	\$0.00	\$8,099.55	\$0.00	(\$32,893.15)	\$0.00	\$0.00	(\$17,999.77)
Net Increase/Decrease	\$0.00	(\$2,856.96)	(\$3,078.71)	(\$3,837.09)	\$0.00	\$26,328.59	\$0.00	(\$7,017.51)	\$48,912.85
Subtotal of Account Type: Fund Balance/Retained Earnings	\$2,500.00	(\$2,856.96)	(\$3,078.71)	\$4,262.46	\$0.00	(\$6,564.56)	\$0.00	(\$7,017.51)	\$30,913.08
Subtotal of Account Group: Liabilities/Fund Balance	\$2,500.00	(\$2,856.96)	(\$3,078.71)	\$4,262.46	\$22.94	(\$6,564.56)	\$5.63	(\$7,002.60)	\$30,913.08

Health Leadership High School

Balance Sheet Report

Cycle: FY21-22; Fund Class: [All]; Fund Columns: [All Non-Zero Funds]; Account Expression: [All]; Balance Date: 03/31/2022; Detail: No; Created On: 4/12/2022 5:02:11 PM

Description	31200	31400	31600	31700	31701	31703	Total
11012 - Cash	(\$118,147.50)	(\$19,611.69)	\$738,030.06	\$1,402.08	\$422,569.36	\$11,818.00	\$3,384,676.85
Subtotal of Account Type: Asset	(\$118,147.50)	(\$19,611.69)	\$738,030.06	\$1,402.08	\$422,569.36	\$11,818.00	\$3,384,676.85
Subtotal of Account Group: Assets	(\$118,147.50)	(\$19,611.69)	\$738,030.06	\$1,402.08	\$422,569.36	\$11,818.00	\$3,384,676.85
23126 - Unemployment Insurance	\$0.00	\$0.00	\$0.00	\$0.00	\$0.00	\$0.00	\$255.12
23127 - Workers' Compensation (Employee)	\$0.00	\$0.00	\$0.00	\$0.00	\$0.00	\$0.00	\$0.38
23225 - Health Insurance	\$0.00	\$0.00	\$0.00	\$0.00	\$0.00	\$0.00	\$19,561.88
23226 - Unemployment Insurance	\$0.00	\$0.00	\$0.00	\$0.00	\$0.00	\$0.00	\$754.03
23227 - Workers Comensation	\$0.00	\$0.00	\$0.00	\$0.00	\$0.00	\$0.00	\$81.32
Subtotal of Account Type: Liability	\$0.00	\$0.00	\$0.00	\$0.00	\$0.00	\$0.00	\$20,652.73
32300 - Unreserved Fund Balance	(\$41,007.50)	\$0.00	\$646,180.82	\$1,402.08	\$380,136.52	\$5,752.00	\$3,034,396.26
Net Increase/Decrease	(\$77,140.00)	(\$19,611.69)	\$91,849.24	\$0.00	\$42,432.84	\$6,066.00	\$329,627.86
Subtotal of Account Type: Fund Balance/Retained Earnings	(\$118,147.50)	(\$19,611.69)	\$738,030.06	\$1,402.08	\$422,569.36	\$11,818.00	\$3,364,024.12
Subtotal of Account Group: Liabilities/Fund Balance	(\$118,147.50)	(\$19,611.69)	\$738,030.06	\$1,402.08	\$422,569.36	\$11,818.00	\$3,384,676.85