

**Health Leadership High School**  
**Financial Update**  
**August 31, 2022**

**A.**    BARs

	<u>BAR #</u>	<u>Fund Description</u>	<u>Reason/Type</u>	<u>Amount</u>
1	2223-0001-I	27107 - GOB Library	Increase	\$        1
2	2223-0002-D	31400 - Special Capital	Decrease	\$      (158)
3	2223-0003-IB	28211 - COVID Testing	Initial Budget for Carryover	\$    59,102

**B.**    Payroll & Accounts Payable Payment Vouchers

1      July 2022

**C.**    Financial Statement Reports - as of July 31, 2022

- 1      Recommended Change
- 2      Financial Analysis
- 3      Bank Reconciliations

**D.**    Other

Must submit backup for all BARs,  
except transfers of funds for SEG or  
direct grants

**STATE OF NEW MEXICO**  
**PUBLIC EDUCATION DEPARTMENT**  
300 Don Gaspar Santa Fe, NM 87501-2786  
**Budget Adjustment Request**

Page 2 of 47  
Doc. ID: 001-752-2223-0001-I  
Fund Type: Capital Outlay

Adjustment Type: Increase

Fiscal Year: 2022-2023

Entity Name: Health Leadership High School

Adjustment Changes Intent/Scope of Program Yes or No?: No

Contact: Jolene Jaramillo, Business Manager

Total Approved Budget (Flowthrough):

Phone: (505) 429-1080

Email: jolene@k12accounting.com

<b>FLOWTHROUGH ONLY</b>	
Budget Period: Jul 1 2022 12:00AM	To: Jun 30 2023 12:00AM
A. Approved Carryover:	
B. Total Current Year Allocation:	
D. Total Funding Available:	

Revenue 27107.0000.43204 \$1

Fund	Function	Object	Program	Location	Job Class	Present Budget	Adj Amt Exp	Adj Budget	ADD'L FTE
27107 27107 GOB Library	2200 Support Services- Instruction	56114 Library And Audio-Visual	0000 No Program	001752 Health Leadership High School	0000 No Job Class	\$3,317	\$1	\$3,318	
						Sub Total	\$1		
						Indirect Cost			
						DOC. TOTAL	\$1		

**Justification:**

Increase per PED

Compliance with Sections 10-15-1 and 22-8-12, NMSA, 1978 Compilation:

A. The requested budget/changes were authorized at a scheduled Board of Education or Governance Council meeting open to the public on:

B. Justification for the transfer: Explanation such as "underbudgeted", "insufficient budget", or "needed to close out Project" ARE NOT ACCEPTABLE. Attach additional sheets if necessary.

ALL TRANSFER BARS MUST NET OUT TO ZERO ON THE DOC. TOTAL LINE.

Must submit backup for all BARs,  
except transfers of funds for SEG or  
direct grants

**STATE OF NEW MEXICO**  
**PUBLIC EDUCATION DEPARTMENT**  
300 Don Gaspar Santa Fe, NM 87501-2786  
**Budget Adjustment Request**

Page 3 of 47  
Doc. ID: 001-752-2223-0002-D  
Fund Type: Capital Outlay

Adjustment Type: Decrease

Fiscal Year: 2022-2023

Entity Name: Health Leadership High School

Adjustment Changes Intent/Scope of Program Yes or No?: No

Contact: Jolene Jaramillo, Business Manager

Total Approved Budget (Flowthrough):

Phone: (505) 429-1080

Email: jolene@k12accounting.com

<b>FLOWTHROUGH ONLY</b>	
Budget Period: Jul 1 2022 12:00AM	To: Jun 30 2023 12:00AM
A. Approved Carryover:	
B. Total Current Year Allocation:	
D. Total Funding Available:	

Revenue 31400.0000.43204 (\$158)

Fund	Function	Object	Program	Location	Job Class	Present Budget	Adj Amt Exp	Adj Budget	ADD'L FTE
31400 Special Capital Outlay-State	4000 Capital Outlay	57200 Buildings Purchase	0000 No Program	001752 Health Leadership High School	0000 No Job Class	\$801,618	(\$158)	\$801,460	
						Sub Total	(\$158)		
						Indirect Cost			
						DOC. TOTAL	(\$158)		

**Justification:**

Decrease per PED

Compliance with Sections 10-15-1 and 22-8-12, NMSA, 1978 Compilation:

A. The requested budget/changes were authorized at a scheduled Board of Education or Governance Council meeting open to the public on:

B. Justification for the transfer: Explanation such as "underbudgeted", "insufficient budget", or "needed to close out Project" ARE NOT ACCEPTABLE. Attach additional sheets if necessary.

ALL TRANSFER BARS MUST NET OUT TO ZERO ON THE DOC. TOTAL LINE.

Must submit backup for all BARs,  
except transfers of funds for SEG or  
direct grants

**STATE OF NEW MEXICO**  
**PUBLIC EDUCATION DEPARTMENT**  
**300 Don Gaspar Santa Fe, NM 87501-2786**  
**Budget Adjustment Request**

Page 4 of 47  
Doc. ID: 001-752-2223-0003-IB

Fund Type: Direct Grant

Adjustment Type: Initial Budget

Fiscal Year: 2022-2023

Entity Name: Health Leadership High School

Adjustment Changes Intent/Scope of Program Yes or No?: No

Contact: Jolene Jaramillo, Business Manager

Total Approved Budget (Flowthrough):

Phone: (505) 429-1080

Email: jolene@k12accounting.com

**FLOWTHROUGH ONLY**

Budget Period: Jul 1 2022 12:00AM

To: Jun 30 2023 12:00AM

A. Approved Carryover:

B. Total Current Year Allocation:

D. Total Funding Available:

Revenue 28211.0000.43203 \$59,102

Fund	Function	Object	Program	Location	Job Class	Present Budget	Adj Amt Exp	Adj Budget	ADD'L FTE
28211 NM Schools Covid-19 Testing Program DOH	2100 Support Services-Students	51100 Salaries Expense	0000 No Program	001752 Health Leadership High School	1216 Health Assistants		\$30,000	\$30,000	
28211 NM Schools Covid-19 Testing Program DOH	2100 Support Services-Students	52111 Educational Retirement	0000 No Program	001752 Health Leadership High School	1216 Health Assistants		\$5,145	\$5,145	
28211 NM Schools Covid-19 Testing Program DOH	2100 Support Services-Students	52112 ERA - Retiree Health	0000 No Program	001752 Health Leadership High School	1216 Health Assistants		\$600	\$600	
28211 NM Schools Covid-19 Testing Program DOH	2100 Support Services-Students	52210 FICA Payments	0000 No Program	001752 Health Leadership High School	1216 Health Assistants		\$1,860	\$1,860	
28211 NM Schools Covid-19 Testing Program DOH	2100 Support Services-Students	52220 Medicare Payments	0000 No Program	001752 Health Leadership High School	1216 Health Assistants		\$435	\$435	
28211 NM Schools Covid-19 Testing Program DOH	2100 Support Services-Students	52311 Health and Medical Premiums	0000 No Program	001752 Health Leadership High School	1216 Health Assistants		\$6,062	\$6,062	
28211 NM Schools Covid-19 Testing Program DOH	2100 Support Services-Students	55915 Other Contract Services	0000 No Program	001752 Health Leadership High School	0000 No Job Class		\$15,000	\$15,000	
Sub Total							\$59,102		
Indirect Cost									
DOC. TOTAL							\$59,102		

Justification:

Compliance with Sections 10-15-1 and 22-8-12, NMSA, 1978 Compilation:

A. The requested budget/changes were authorized at a scheduled Board of Education or Governance Council meeting open to the public on:

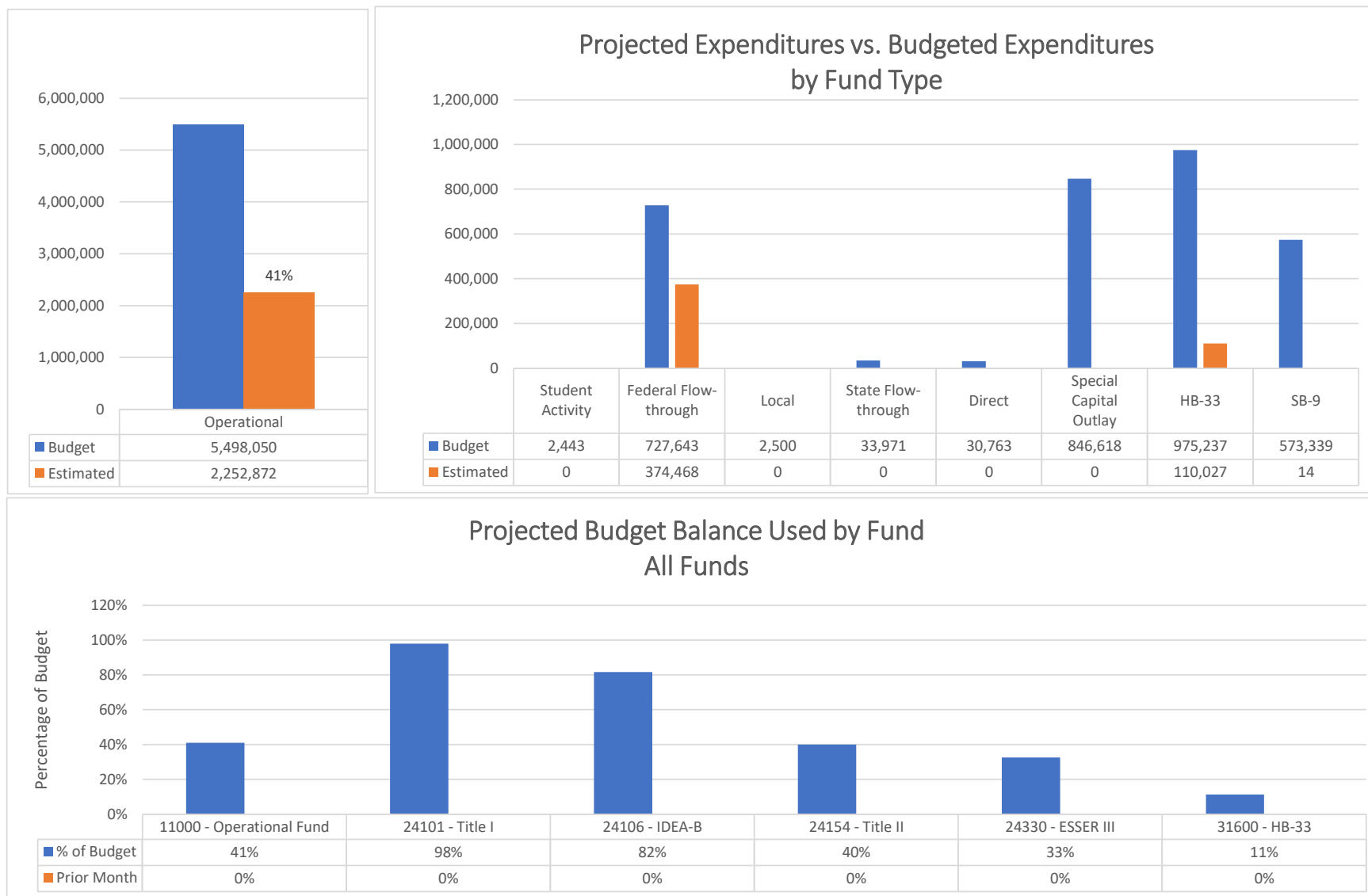
B. Justification for the transfer: Explanation such as "underbudgeted", "insufficient budget", or "needed to close out Project" ARE NOT ACCEPTABLE. Attach additional sheets if necessary.

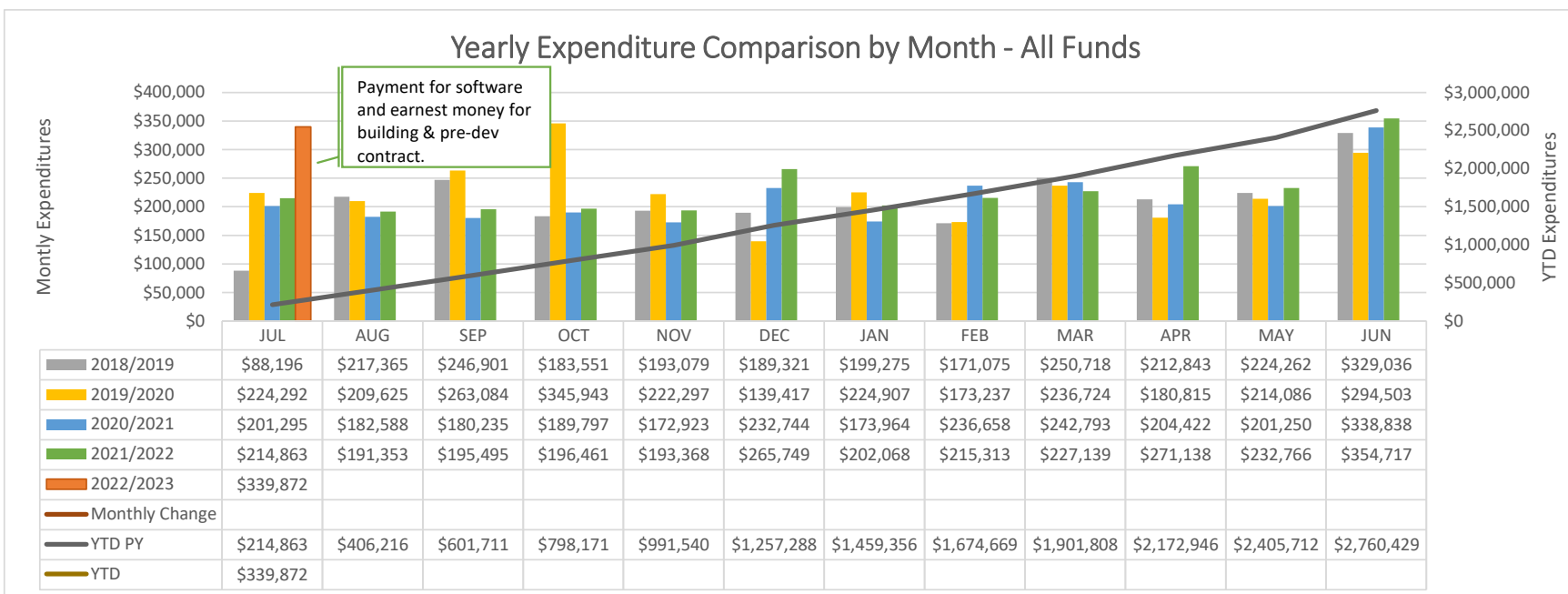
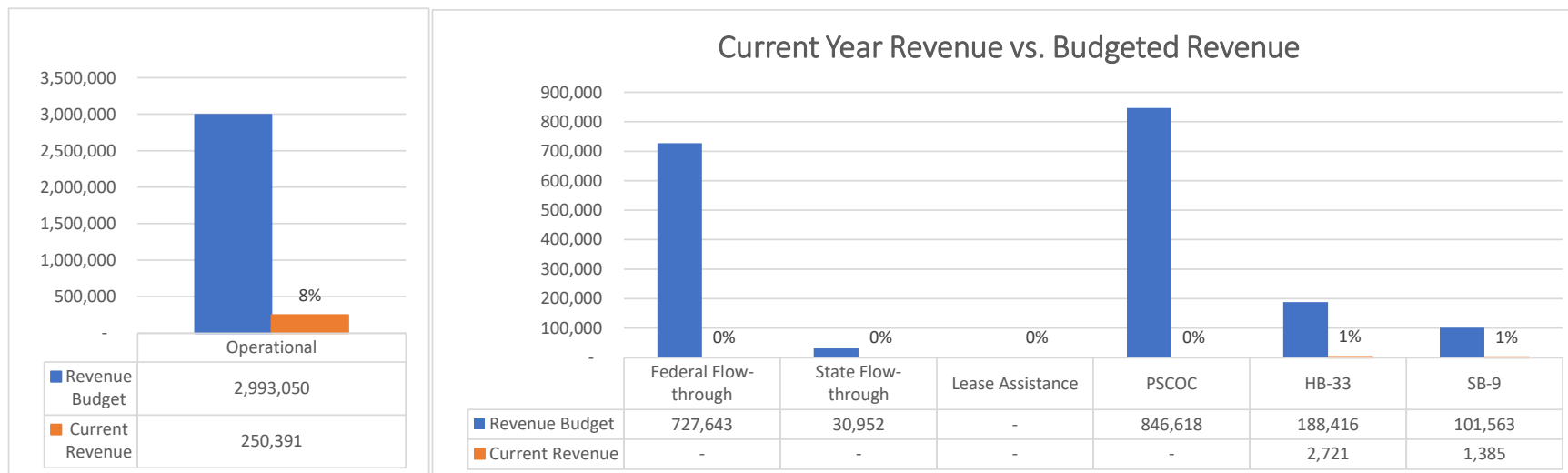
ALL TRANSFER BARS MUST NET OUT TO ZERO ON THE DOC. TOTAL LINE.

# Health Leadership High School

## Expenditure Analytical Review

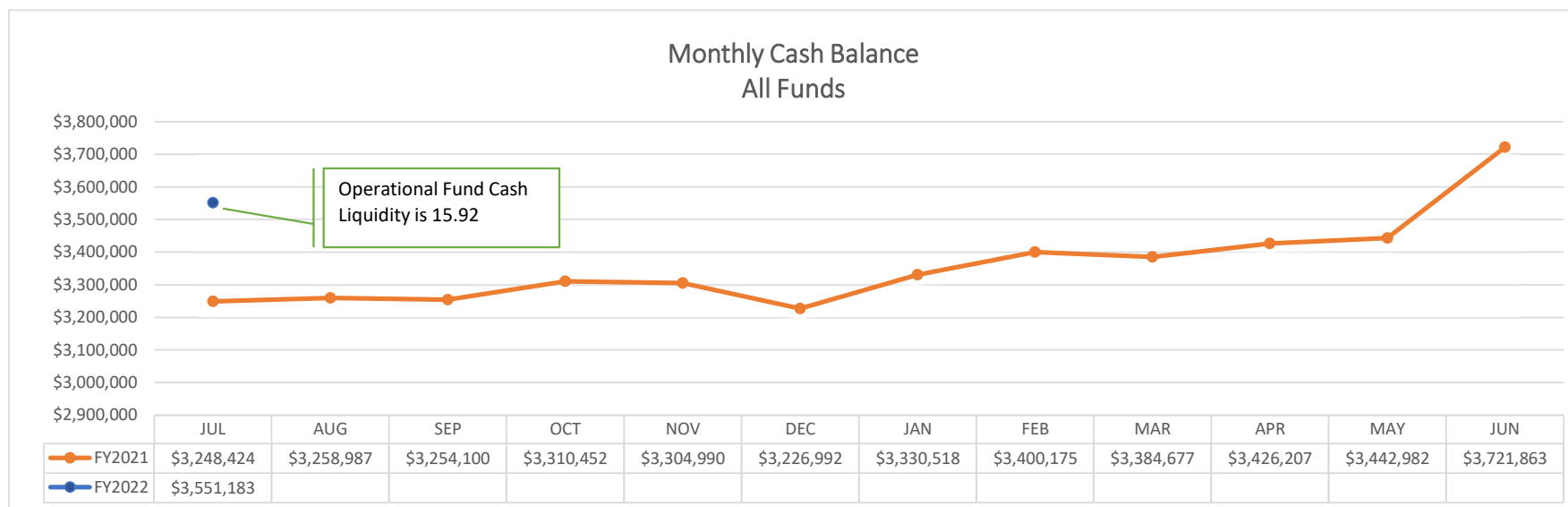
July 31, 2022











## Health Leadership High School Financial Summary

Source	Beginning Fund Balance	Revenue	Expenditure	Net Dec/Inc	Fund Balance	Liabilities	Cash Balance
11000 - Operational Fund	\$ 2,545,111.14	\$ 250,390.59	\$ (182,252.80)	\$ 68,137.79	\$ 2,613,248.93	\$ 29,252.17	\$ 2,642,501.10
14000 - Inst. Materials Fund	\$ 7,244.78	\$ -	\$ -	\$ -	\$ 7,244.78	\$ -	\$ 7,244.78
23000 - Non-Instruct. Fund	\$ 2,442.50	\$ -	\$ -	\$ -	\$ 2,442.50	\$ -	\$ 2,442.50
24101 - Title I	\$ (35,859.36)	\$ -	\$ (5,853.45)	\$ (5,853.45)	\$ (41,712.81)	\$ 2,278.86	\$ (39,433.95)
24106 - IDEA-B	\$ (9,909.14)	\$ -	\$ (1,720.45)	\$ (1,720.45)	\$ (11,629.59)	\$ 1,033.69	\$ (10,595.90)
24146 - Charter Schools	\$ -	\$ -	\$ -	\$ -	\$ -	\$ -	\$ -
24153 - Title III	\$ -	\$ -	\$ -	\$ -	\$ -	\$ -	\$ -
24154 - Title II	\$ (1,303.05)	\$ -	\$ (1,618.13)	\$ (1,618.13)	\$ (2,921.18)	\$ -	\$ (2,921.18)
24174 - Carl D Perkins	\$ (6,945.21)	\$ -	\$ -	\$ -	\$ (6,945.21)	\$ -	\$ (6,945.21)
24176 - Carl Perkins Redistribution	\$ -	\$ -	\$ -	\$ -	\$ -	\$ -	\$ -
24190 - CSI	\$ -	\$ -	\$ -	\$ -	\$ -	\$ -	\$ -
24191 - HSRD	\$ -	\$ -	\$ -	\$ -	\$ -	\$ -	\$ -
24307 - SEL	\$ -	\$ -	\$ -	\$ -	\$ -	\$ -	\$ -
24308 - CRRSA GEER	\$ (73,510.56)	\$ -	\$ -	\$ -	\$ (73,510.56)	\$ 2,008.46	\$ (71,502.10)
24309 - CRRSA, SEL	\$ (3,841.22)	\$ -	\$ (7,389.34)	\$ (7,389.34)	\$ (11,230.56)	\$ 846.05	\$ (10,384.51)
24316 - USDE CRRSA ESSER II	\$ (2,754.18)	\$ -	\$ -	\$ -	\$ (2,754.18)	\$ -	\$ (2,754.18)
24330 - ESSER III	\$ -	\$ -	\$ (30,996.63)	\$ (30,996.63)	\$ (30,996.63)	\$ 1,011.36	\$ (29,985.27)
26121 - Kellogg Foundation	\$ 5,000.00	\$ -	\$ -	\$ -	\$ 5,000.00	\$ -	\$ 5,000.00
26222 - Emergency Connectivity Fund FCO	\$ (63,545.96)	\$ -	\$ -	\$ -	\$ (63,545.96)	\$ -	\$ (63,545.96)
27107 - Library SB-66	\$ -	\$ -	\$ -	\$ -	\$ -	\$ -	\$ -
27109 - Inst Mat GAA	\$ 4,226.32	\$ -	\$ -	\$ -	\$ 4,226.32	\$ -	\$ 4,226.32
27189 - College Advisor	\$ -	\$ -	\$ -	\$ -	\$ -	\$ 22.94	\$ 22.94
27502 - CTE Program	\$ (18,686.47)	\$ -	\$ -	\$ -	\$ (18,686.47)	\$ -	\$ (18,686.47)
28182 - Adult Basic Education HED	\$ -	\$ -	\$ -	\$ -	\$ -	\$ -	\$ -
28211 - COVID Testing Program	\$ (18,577.98)	\$ 18,577.98	\$ -	\$ 18,577.98	\$ -	\$ (71.02)	\$ (71.02)
29102 - Direct Grant	\$ 28,775.12	\$ -	\$ -	\$ -	\$ 28,775.12	\$ -	\$ 28,775.12
31200 - Lease Assistance	\$ -	\$ -	\$ -	\$ -	\$ -	\$ -	\$ -
31400 - Special Capital Outlay	\$ (21,790.75)	\$ -	\$ -	\$ -	\$ (21,790.75)	\$ -	\$ (21,790.75)
31600 - HB-33	\$ 791,829.52	\$ 2,720.65	\$ (110,027.21)	\$ (107,306.56)	\$ 684,522.96	\$ -	\$ 684,522.96
31700 - SB-9 State Match	\$ 755.90	\$ -	\$ -	\$ -	\$ 755.90	\$ -	\$ 755.90
31701 - SB-9 Local	\$ 434,955.48	\$ 1,384.68	\$ (13.85)	\$ 1,370.83	\$ 436,326.31	\$ -	\$ 436,326.31
31703 - SB-9 Cash	\$ 17,981.25	\$ -	\$ -	\$ -	\$ 17,981.25	\$ -	\$ 17,981.25
<b>TOTAL</b>	<b>\$ 3,581,598.13</b>	<b>\$ 273,073.90</b>	<b>\$ (339,871.86)</b>	<b>\$ (66,797.96)</b>	<b>\$ 3,514,800.17</b>	<b>\$ 36,382.51</b>	<b>\$ 3,551,182.68</b>

	Cash in Bank	Prepaid Expense	Receivables	
Bank Statement Ending Balance	\$3,572,425.71	-	-	3,572,425.71
Uncleared Payments	21,243.03			21,243.03
Uncleared Deposits				
Revised System Cash Balance				3,551,182.68

# Health Leadership High School

## Check Report

Begin Date: 07/01/2022; End Date: 07/31/2022; Check Type: Accounts Payable; Payee: [All]; Bank: [All]; Accounting Cycle: FY22-23; Limit Results to This Cycle: Yes; Account Expression: [All]; Show Detail by Voucher: Yes; Created On: 8/25/2022 1:43:54 PM

Check Date	Check Number	Payee	Type	Amount
07/05/2022		Chyno, Ltd. Co.	Accounts Payable	\$20,291.45
07/05/2022	4203	RM 6401 LLC	Building Accounts Payable	\$110,000.00
07/07/2022	4204	GoTo Technologies USA, Inc	Accounts Payable	\$680.16
07/07/2022	4205	GUERRILLA GRAPHIX INC	Accounts Payable	\$4,221.36
07/07/2022	4206	Unite Private Networks, LLC	Accounts Payable	\$769.41
07/14/2022		NMPSIA (RISK)	Annual Insurance Accounts Payable	\$40,172.00
07/14/2022	4210	Alarm Research Inc.	Accounts Payable	\$85.49
07/14/2022	4211	City Of Albuquerque	Accounts Payable	\$120.00
07/14/2022	4212	Clear Channel Outdoor	Accounts Payable	\$2,873.81
07/14/2022	4213	Ephesus Inc	Accounts Payable	\$206.14
07/14/2022	4214	Harris School Solutions	Annual software Accounts Payable	\$15,700.96
07/14/2022	4215	International Academy of Science	Accounts Payable	\$25,000.00
07/20/2022		Visa Pcard	Accounts Payable	\$110.00
07/20/2022	4216	Lorhan Construction	Accounts Payable	\$512.43
07/20/2022	4217	U-Stor-It	Accounts Payable	\$139.00
07/27/2022		Amazon Online	Accounts Payable	\$165.29
07/27/2022		Chyno, Ltd. Co.	Aug Rent Accounts Payable	\$20,281.44
07/27/2022		NM Gas Company	Accounts Payable	\$28.12
07/27/2022		PNM	Accounts Payable	\$1,080.48
07/27/2022	4221	Ephesus Inc	Accounts Payable	\$92.67
07/27/2022	4222	National Hispanic Cultural Center	Accounts Payable	\$1,580.00
07/27/2022	4223	Phare LLC	Accounts Payable	\$1,618.13
07/27/2022	4224	The Lamar Companies	Accounts Payable	\$2,170.00
<b>Sub Total</b>				<b>\$247,898.34</b>

# Health Leadership High School

## Check Report

Begin Date: 07/01/2022; End Date: 07/31/2022; Check Type: Accounts Payable; Payee: [All]; Bank: [All]; Accounting Cycle: FY22-23; Limit Results to This Cycle: Yes; Account Expression: [All]; Show Detail by Voucher: Yes; Created On: 8/25/2022 1:43:54 PM

<b>Voucher Number</b>	<b>Bank Name</b>	<b>Account Number</b>	<b>Check Number</b>	<b>Payee</b>	<b>Amount</b>	<b>Type</b>
AP23006	NM Bank and Trust	120106281		Amazon Online	\$165.29	Accounts Payable
<b>Vendor</b>	<b>PO Number</b>	<b>Invoice #</b>	<b>Account Code</b>	<b>Description</b>	<b>Issue Date</b>	<b>Amount</b>
Amazon Online	PO23-0056	438777676684	11000-2100-56118-0000-001752-0000-00000	Heat Transfer Vinyl White HTV Rolls - 12" x 20ft White Iron on Vinyl for All Cutter Machine, White HTV Vinyl for Shirts - Easy to Cut & Weed for Heat Vinyl Design	07/13/2022	\$37.98
Amazon Online	PO23-0056	438777676684	11000-2100-56118-0000-001752-0000-00000	HTVRONT HTV Vinyl Rolls Heat Transfer Vinyl - 12" x 20ft Apple Green HTV Vinyl for Shirts, Iron on Vinyl for All Cutter Machine - Easy to Cut & Weed for Heat Vinyl Design (Apple Green)	07/13/2022	\$19.79
Amazon Online	PO23-0056	438777676684	11000-2500-56118-0000-001752-0000-00000	Bankers Box 0071302 STOR/File Storage Boxes, Standard Set-Up, Lift-Off Lid, Letter/Legal, Pack of 20, White	07/13/2022	\$49.99
Amazon Online	PO23-0057	575445698654 CREDIT	11000-1000-56118-1010-001752-0000-00000		07/13/2022	(\$121.99)
Amazon Online	PO23-0057	575445698654-2	11000-1000-56118-1010-001752-0000-00000	Loghot Numbered Classroom Sundries Closet Pocket Chart for Cell Phones Holder Wall Door Hanging Organizer (36 Pockets Blue)	07/13/2022	\$179.52
<b>Sub Total</b>						<b>\$165.29</b>
<b>Voucher Number</b>	<b>Bank Name</b>	<b>Account Number</b>	<b>Check Number</b>	<b>Payee</b>	<b>Amount</b>	<b>Type</b>
AP23002	NM Bank and Trust	120106281		Chyno, Ltd. Co.	\$20,291.45	Accounts Payable
<b>Vendor</b>	<b>PO Number</b>	<b>Invoice #</b>	<b>Account Code</b>	<b>Description</b>	<b>Issue Date</b>	<b>Amount</b>
Chyno, Ltd. Co.	PO23-0011	387999851774	11000-2600-54415-0000-001752-0000-00000	Water/ Sewage	06/30/2022	\$351.45
Chyno, Ltd. Co.	PO23-0012	July Rent 2022	11000-2600-54610-0000-001752-0000-00000	Lease of Building	06/30/2022	\$19,940.00
<b>Sub Total</b>						<b>\$20,291.45</b>
<b>Voucher Number</b>	<b>Bank Name</b>	<b>Account Number</b>	<b>Check Number</b>	<b>Payee</b>	<b>Amount</b>	<b>Type</b>
AP23006	NM Bank and Trust	120106281		Chyno, Ltd. Co.	\$20,281.44	Accounts Payable
<b>Vendor</b>	<b>PO Number</b>	<b>Invoice #</b>	<b>Account Code</b>	<b>Description</b>	<b>Issue Date</b>	<b>Amount</b>

Chyno, Ltd. Co.	PO23-0011	387111358982	11000-2600-54415-0000-001752-0000-00000	Water/ Sewage	06/30/2022	\$341.44
Chyno, Ltd. Co.	PO23-0012	August Rent 2022	11000-2600-54610-0000-001752-0000-00000	Lease of Building	06/30/2022	\$19,940.00
<b>Sub Total</b>						<b>\$20,281.44</b>

Voucher Number	Bank Name	Account Number	Check Number	Payee	Amount	Type
AP23006	NM Bank and Trust	120106281		NM Gas Company	\$28.12	Accounts Payable

Vendor	PO Number	Invoice #	Account Code	Description	Issue Date	Amount
NM Gas Company	PO23-0029	20220718	11000-2600-55915-0000-001752-0000-00000	Natural Gas Utility for Building	06/30/2022	\$28.12
<b>Sub Total</b>						<b>\$28.12</b>

Voucher Number	Bank Name	Account Number	Check Number	Payee	Amount	Type
AP23004	NM Bank and Trust	120106281		NMPSIA (RISK)	\$40,172.00	Accounts Payable

Vendor	PO Number	Invoice #	Account Code	Description	Issue Date	Amount
NMPSIA (RISK)	PO23-0050	FY23-00424	11000-1000-51100-0000-001752-1611-00000	Workers' Compensation	07/08/2022	\$135.14
NMPSIA (RISK)	PO23-0050	FY23-00424	11000-1000-52710-1010-001752-1411-00000	Workers' Compensation	07/08/2022	\$6,635.41
NMPSIA (RISK)	PO23-0050	FY23-00424	11000-1000-52710-2000-001752-1412-00000	Workers' Compensation	07/08/2022	\$2,187.50
NMPSIA (RISK)	PO23-0050	FY23-00424	11000-1000-52710-4040-001752-1411-00000	Workers' Compensation	07/08/2022	\$512.36
NMPSIA (RISK)	PO23-0050	FY23-00424	11000-1000-52710-4040-001752-1412-00000	Workers' Compensation	07/08/2022	\$44.72
NMPSIA (RISK)	PO23-0050	FY23-00424	11000-2100-52710-0000-001752-1211-00000	Workers' Compensation	07/08/2022	\$1,974.58
NMPSIA (RISK)	PO23-0050	FY23-00424	11000-2100-52710-0000-001752-1216-00000	Workers' Compensation	07/08/2022	\$169.17
NMPSIA (RISK)	PO23-0050	FY23-00424	11000-2100-52710-0000-001752-1217-00000	Workers' Compensation	07/08/2022	\$338.33
NMPSIA (RISK)	PO23-0050	FY23-00424	11000-2100-52710-0000-001752-1218-00000	Workers' Compensation	07/08/2022	\$1,216.25
NMPSIA (RISK)	PO23-0050	FY23-00424	11000-2100-52710-2000-001752-1214-00000	Workers' Compensation	07/08/2022	\$1,065.55
NMPSIA (RISK)	PO23-0050	FY23-00424	11000-2100-52710-4025-001752-1214-00000	Workers' Compensation	07/08/2022	\$355.83
NMPSIA (RISK)	PO23-0050	FY23-00424	11000-2100-52710-4040-001752-1214-00000	Workers' Compensation	07/08/2022	\$103.06
NMPSIA (RISK)	PO23-0050	FY23-00424	11000-2200-52710-0000-001752-1211-00000	Workers' Compensation	07/08/2022	\$1,216.25
NMPSIA (RISK)	PO23-0050	FY23-00424	11000-2300-52710-0000-001752-1111-00000	Workers' Compensation	07/08/2022	\$1,689.72
NMPSIA (RISK)	PO23-0050	FY23-00424	11000-2400-52710-0000-001752-1217-00000	Workers' Compensation	07/08/2022	\$518.19
NMPSIA (RISK)	PO23-0050	FY23-00424	11000-2600-55200-0000-001752-0000-00000	Catastrophic Student Accident Insurance	07/08/2022	\$72.00

NMPSIA (RISK)	PO23-0050	FY23-00424	11000-2600-55200-0000-001752-0000-00000	General Liability	07/08/2022	\$16,076.00
NMPSIA (RISK)	PO23-0050	FY23-00424	11000-2600-55200-0000-001752-0000-00000	Property	07/08/2022	\$2,800.00
NMPSIA (RISK)	PO23-0050	FY23-00424	11000-2600-55200-0000-001752-0000-00000	Vehicles	07/08/2022	\$750.00
NMPSIA (RISK)	PO23-0050	FY23-00424	24330-1000-52710-1010-001752-1411-00000	Workers' Compensation	07/08/2022	\$966.39
NMPSIA (RISK)	PO23-0050	FY23-00424	24330-1000-52710-4040-001752-1411-00000	Workers' Compensation	07/08/2022	\$51.53
NMPSIA (RISK)	PO23-0050	FY23-00424	24330-2100-52710-4025-001752-1211-00000	Workers' Compensation	07/08/2022	\$1,017.92
NMPSIA (RISK)	PO23-0050	FY23-00424	24330-2100-52710-4040-001752-1211-00000	Workers' Compensation	07/08/2022	\$54.44
NMPSIA (RISK)	PO23-0050	FY23-00424	24330-2200-52710-0000-001752-1211-00000	Workers' Compensation	07/08/2022	\$221.66
<b>Sub Total</b>						<b>\$40,172.00</b>

Voucher Number	Bank Name	Account Number	Check Number	Payee	Amount	Type
AP23006	NM Bank and Trust	120106281		PNM	\$1,080.48	Accounts Payable

Vendor	PO Number	Invoice #	Account Code	Description	Issue Date	Amount
PNM	PO23-0031	20220719	11000-2600-54411-0000-001752-0000-00000	Electricity	06/30/2022	\$1,080.48
<b>Sub Total</b>						<b>\$1,080.48</b>

Voucher Number	Bank Name	Account Number	Check Number	Payee	Amount	Type
AP23005	NM Bank and Trust	120106281		Visa Pcard	\$110.00	Accounts Payable

Vendor	PO Number	Invoice #	Account Code	Description	Issue Date	Amount
Visa Pcard	PO22-0038	24692162178100478425668	11000-2600-54416-0000-001752-0000-00000	Myfax Annual Fee	08/05/2021	\$110.00
<b>Sub Total</b>						<b>\$110.00</b>

Voucher Number	Bank Name	Account Number	Check Number	Payee	Amount	Type
AP23001	NM Bank and Trust	120106281	4203	RM 6401 LLC	\$110,000.00	Accounts Payable

Vendor	PO Number	Invoice #	Account Code	Description	Issue Date	Amount
RM 6401 LLC	PO23-0054	20220705a	31600-4000-57200-0000-001752-0000-00000	Pre-Development Contract for the purchase of property at 6401 Jefferson NE, Albuquerque, NM 87109 Rm6401	07/05/2022	\$60,000.00
RM 6401 LLC	PO23-0053	20220705	31600-4000-57200-0000-001752-0000-00000	Earnest Money for the purchase of property at 6401 Jefferson NE, Albuquerque, NM 87109 Rm6401	07/05/2022	\$50,000.00
<b>Sub Total</b>						<b>\$110,000.00</b>

Voucher Number	Bank Name	Account Number	Check Number	Payee	Amount	Type
AP23003	NM Bank and Trust	120106281	4204	GoTo Technologies USA, Inc	\$680.16	Accounts Payable
Vendor	PO Number	Invoice #	Account Code	Description	Issue Date	Amount
GoTo Technologies USA, Inc	PO23-0023	IN7101274271	11000-2600-54416-0000-001752-0000-00000	Communication Services	06/30/2022	\$680.16
<b>Sub Total</b>						<b>\$680.16</b>
Voucher Number	Bank Name	Account Number	Check Number	Payee	Amount	Type
AP23003	NM Bank and Trust	120106281	4205	GUERRILLA GRAPHIX INC	\$4,221.36	Accounts Payable
Vendor	PO Number	Invoice #	Account Code	Description	Issue Date	Amount
GUERRILLA GRAPHIX INC	PO22-0223	P-2201288	24309-2100-56118-0000-001752-0000-00000	(1) Tshirt 2XL	06/21/2022	\$14.92
GUERRILLA GRAPHIX INC	PO22-0223	P-2201288	24309-2100-56118-0000-001752-0000-00000	(1) Tshirt 3XL	06/21/2022	\$16.73
GUERRILLA GRAPHIX INC	PO22-0223	P-2201288	24309-2100-56118-0000-001752-0000-00000	(2) Tshirts 3XL	06/21/2022	\$29.02
GUERRILLA GRAPHIX INC	PO22-0223	P-2201288	24309-2100-56118-0000-001752-0000-00000	Ladies Tshirt (60small, 50medium, 35Large, XL 5, 2XL 1 )	06/21/2022	\$1,866.36
GUERRILLA GRAPHIX INC	PO22-0223	P-2201288	24309-2100-56118-0000-001752-0000-00000	Unisex Tshirts ( 40small, 50medium, 65Large, 10 XL	06/21/2022	\$2,294.33
<b>Sub Total</b>						<b>\$4,221.36</b>
Voucher Number	Bank Name	Account Number	Check Number	Payee	Amount	Type
AP23003	NM Bank and Trust	120106281	4206	Unite Private Networks, LLC	\$769.41	Accounts Payable
Vendor	PO Number	Invoice #	Account Code	Description	Issue Date	Amount
Unite Private Networks, LLC	PO23-0040	SI-22-019489	11000-2600-54416-0000-001752-0000-00000	Communication Service	06/30/2022	\$769.41
<b>Sub Total</b>						<b>\$769.41</b>
Voucher Number	Bank Name	Account Number	Check Number	Payee	Amount	Type
AP23004	NM Bank and Trust	120106281	4210	Alarm Research Inc.	\$85.49	Accounts Payable
Vendor	PO Number	Invoice #	Account Code	Description	Issue Date	Amount
Alarm Research Inc.	PO23-0003	213062	11000-2600-55915-0000-001752-0000-00000	Alarm Services and Repairs	06/30/2022	\$85.49
<b>Sub Total</b>						<b>\$85.49</b>
Voucher Number	Bank Name	Account Number	Check Number	Payee	Amount	Type
AP23004	NM Bank and Trust	120106281	4211	City Of Albuquerque	\$120.00	Accounts Payable
Vendor	PO Number	Invoice #	Account Code	Description	Issue Date	Amount
City Of Albuquerque	PO23-0055	IN0866745	11000-2600-53711-0000-001752-0000-00000	Not For Profit School Permit	07/08/2022	\$120.00

<b>Sub Total</b>						<b>\$120.00</b>
<b>Voucher Number</b>	<b>Bank Name</b>	<b>Account Number</b>	<b>Check Number</b>	<b>Payee</b>	<b>Amount</b>	<b>Type</b>
AP23004	NM Bank and Trust	120106281	4212	Clear Channel Outdoor	\$2,873.81	Accounts Payable
<b>Vendor</b>	<b>PO Number</b>	<b>Invoice #</b>	<b>Account Code</b>	<b>Description</b>	<b>Issue Date</b>	<b>Amount</b>
Clear Channel Outdoor	PO22-0127	27109131	11000-2300-55400-0000-001752-0000-00000	Poster Advertising: Dates: July 4th through the week of September 19th – 12 weeks Panel 5711 Eubank North of Central Face North Panel 30271 University North of Lomas Face South Panel 97761 Bridge West of 8th Street Face West	04/26/2022	\$2,873.81
<b>Sub Total</b>						<b>\$2,873.81</b>
<b>Voucher Number</b>	<b>Bank Name</b>	<b>Account Number</b>	<b>Check Number</b>	<b>Payee</b>	<b>Amount</b>	<b>Type</b>
AP23004	NM Bank and Trust	120106281	4213	Ephesus Inc	\$206.14	Accounts Payable
<b>Vendor</b>	<b>PO Number</b>	<b>Invoice #</b>	<b>Account Code</b>	<b>Description</b>	<b>Issue Date</b>	<b>Amount</b>
Ephesus Inc	PO23-0019	5020850301	11000-1000-54630-1010-001752-0000-00000	Copier Lease	06/30/2022	\$206.14
<b>Sub Total</b>						<b>\$206.14</b>
<b>Voucher Number</b>	<b>Bank Name</b>	<b>Account Number</b>	<b>Check Number</b>	<b>Payee</b>	<b>Amount</b>	<b>Type</b>
AP23004	NM Bank and Trust	120106281	4214	Harris School Solutions	\$15,700.96	Accounts Payable
<b>Vendor</b>	<b>PO Number</b>	<b>Invoice #</b>	<b>Account Code</b>	<b>Description</b>	<b>Issue Date</b>	<b>Amount</b>
Harris School Solutions	PO23-0044	HAPMN0000487	11000-2500-56113-0000-001752-0000-00000	Annual Domain / Hosting Cost	07/08/2022	\$15,700.96
<b>Sub Total</b>						<b>\$15,700.96</b>
<b>Voucher Number</b>	<b>Bank Name</b>	<b>Account Number</b>	<b>Check Number</b>	<b>Payee</b>	<b>Amount</b>	<b>Type</b>
AP23004	NM Bank and Trust	120106281	4215	International Academy of Science	\$25,000.00	Accounts Payable
<b>Vendor</b>	<b>PO Number</b>	<b>Invoice #</b>	<b>Account Code</b>	<b>Description</b>	<b>Issue Date</b>	<b>Amount</b>
International Academy of Science	PO23-0043	86701	24330-1000-56113-1010-001752-0000-00000	Annual Acellus Online Curriculum	07/13/2022	\$25,000.00
<b>Sub Total</b>						<b>\$25,000.00</b>
<b>Voucher Number</b>	<b>Bank Name</b>	<b>Account Number</b>	<b>Check Number</b>	<b>Payee</b>	<b>Amount</b>	<b>Type</b>
AP23005	NM Bank and Trust	120106281	4216	Lorhan Construction	\$512.43	Accounts Payable
<b>Vendor</b>	<b>PO Number</b>	<b>Invoice #</b>	<b>Account Code</b>	<b>Description</b>	<b>Issue Date</b>	<b>Amount</b>
Lorhan Construction	PO23-0052	20220719	11000-2600-54312-0000-001752-0000-00000	Maintenance & Repair - Building and Grounds	07/05/2022	\$512.43



<b>Sub Total</b>						<b>\$512.43</b>
<b>Voucher Number</b>	<b>Bank Name</b>	<b>Account Number</b>	<b>Check Number</b>	<b>Payee</b>	<b>Amount</b>	<b>Type</b>
AP23005	NM Bank and Trust	120106281	4217	U-Stor-It	\$139.00	Accounts Payable
<b>Vendor</b>	<b>PO Number</b>	<b>Invoice #</b>	<b>Account Code</b>	<b>Description</b>	<b>Issue Date</b>	<b>Amount</b>
U-Stor-It	PO23-0041	4154	11000-2600-54610-0000-001752-0000-00000	Storage Unit 7/21 - 8/20	06/30/2022	\$139.00
<b>Sub Total</b>						<b>\$139.00</b>
<b>Voucher Number</b>	<b>Bank Name</b>	<b>Account Number</b>	<b>Check Number</b>	<b>Payee</b>	<b>Amount</b>	<b>Type</b>
AP23006	NM Bank and Trust	120106281	4221	Ephesus Inc	\$92.67	Accounts Payable
<b>Vendor</b>	<b>PO Number</b>	<b>Invoice #</b>	<b>Account Code</b>	<b>Description</b>	<b>Issue Date</b>	<b>Amount</b>
Ephesus Inc	PO23-0019	AR116283	11000-1000-54630-1010-001752-0000-00000	Copier Lease	06/30/2022	\$22.63
Ephesus Inc	PO23-0019	AR116284	11000-1000-54630-1010-001752-0000-00000	Copier Lease	06/30/2022	\$70.04
<b>Sub Total</b>						<b>\$92.67</b>
<b>Voucher Number</b>	<b>Bank Name</b>	<b>Account Number</b>	<b>Check Number</b>	<b>Payee</b>	<b>Amount</b>	<b>Type</b>
AP23006	NM Bank and Trust	120106281	4222	National Hispanic Cultural Center	\$1,580.00	Accounts Payable
<b>Vendor</b>	<b>PO Number</b>	<b>Invoice #</b>	<b>Account Code</b>	<b>Description</b>	<b>Issue Date</b>	<b>Amount</b>
National Hispanic Cultural Center	PO22-0128	20220513	11000-2400-54610-0000-001752-0000-00000	Box Office Ticketing Fee	01/11/2022	\$200.00
National Hispanic Cultural Center	PO22-0128	20220513	11000-2400-54610-0000-001752-0000-00000	Custodial Fee	01/11/2022	\$230.00
National Hispanic Cultural Center	PO22-0128	20220513	11000-2400-54610-0000-001752-0000-00000	Rental Fee	01/11/2022	\$850.00
National Hispanic Cultural Center	PO22-0128	20220513	11000-2400-54610-0000-001752-0000-00000	Security Officer Fee	01/11/2022	\$300.00
<b>Sub Total</b>						<b>\$1,580.00</b>
<b>Voucher Number</b>	<b>Bank Name</b>	<b>Account Number</b>	<b>Check Number</b>	<b>Payee</b>	<b>Amount</b>	<b>Type</b>
AP23006	NM Bank and Trust	120106281	4223	Phare LLC	\$1,618.13	Accounts Payable
<b>Vendor</b>	<b>PO Number</b>	<b>Invoice #</b>	<b>Account Code</b>	<b>Description</b>	<b>Issue Date</b>	<b>Amount</b>
Phare LLC	PO23-0058	001	24154-1000-53330-1010-001752-0000-00000	Adolescent Motivation and Executive Functioning Teacher Training. \$1500.00 Due @ signature \$3000.00 Due on 8/19/2022 \$500.00 Due @ October PLC Meeting	07/27/2022	\$1,500.00
Phare LLC	PO23-0058	001	24154-1000-53330-1010-001752-0000-00000	Tax	07/27/2022	\$118.13
<b>Sub Total</b>						<b>\$1,618.13</b>

<b>Voucher Number</b>	<b>Bank Name</b>	<b>Account Number</b>	<b>Check Number</b>	<b>Payee</b>	<b>Amount</b>	<b>Type</b>
AP23006	NM Bank and Trust	120106281	4224	The Lamar Companies	\$2,170.00	Accounts Payable
<b>Vendor</b>	<b>PO Number</b>	<b>Invoice #</b>	<b>Account Code</b>	<b>Description</b>	<b>Issue Date</b>	<b>Amount</b>
The Lamar Companies	PO22-0188	113839664	11000-2300-55400-0000-001752-0000-00000	Full Side Display (9'x40')	04/20/2022	\$2,170.00
<b>Sub Total</b>						<b>\$2,170.00</b>
<b>Grand Total</b>						<b>\$247,898.34</b>

# Health Leadership High School

## Account Summary Report

Cycle: FY22-23; Begin Date: 07/01/2022; End Date: 07/31/2022; Account Type: Revenue; Subtotal Elements: Fund,Function; Account Expression: [All]; Subtotal By Account Type: No; Include Unposted Transactions: No; Created On: 8/25/2022 1:52:16 PM

Account Code	Description	Actual (Date Range)	Budget (YTD)	Actual (YTD)	Encumbrance (YTD)	Available (YTD)	% of Budget
11000-0000-43101-0000-001752-0000-000000	State Equalization Guarantee	(\$249,442.09)	(\$2,993,050.00)	(\$249,442.09)	\$0.00	(\$2,743,607.91)	8.33
11000-0000-43214-0000-001752-0000-000000	Operational-Inter-Governmental Contract Revenue/REC	(\$948.50)	\$0.00	(\$948.50)	\$0.00	\$948.50	0.00
<b>Subtotal of Element: [Function] 0000 - Revenue/Balance Sheet</b>		<b>(\$250,390.59)</b>	<b>(\$2,993,050.00)</b>	<b>(\$250,390.59)</b>	<b>\$0.00</b>	<b>(\$2,742,659.41)</b>	<b>8.37</b>
<b>Subtotal of Element: [Fund] 11000 -</b>		<b>(\$250,390.59)</b>	<b>(\$2,993,050.00)</b>	<b>(\$250,390.59)</b>	<b>\$0.00</b>	<b>(\$2,742,659.41)</b>	<b>8.37</b>
24101-0000-41924-0000-001752-0000-000000	Title I - IASA-Flow-through Grants From Districts to Charter Schools	\$0.00	(\$161,910.00)	\$0.00	\$0.00	(\$161,910.00)	0.00
<b>Subtotal of Element: [Function] 0000 - Revenue/Balance Sheet</b>		<b>\$0.00</b>	<b>(\$161,910.00)</b>	<b>\$0.00</b>	<b>\$0.00</b>	<b>(\$161,910.00)</b>	<b>0.00</b>
<b>Subtotal of Element: [Fund] 24101 - Title I -</b>		<b>\$0.00</b>	<b>(\$161,910.00)</b>	<b>\$0.00</b>	<b>\$0.00</b>	<b>(\$161,910.00)</b>	<b>0.00</b>
24106-0000-41924-0000-001752-0000-000000	Entitlement IDEA-B-Flow-through Grants From Districts to Charter Schools	\$0.00	(\$55,859.00)	\$0.00	\$0.00	(\$55,859.00)	0.00
<b>Subtotal of Element: [Function] 0000 - Revenue/Balance Sheet</b>		<b>\$0.00</b>	<b>(\$55,859.00)</b>	<b>\$0.00</b>	<b>\$0.00</b>	<b>(\$55,859.00)</b>	<b>0.00</b>
<b>Subtotal of Element: [Fund] 24106 - Entitlement IDEA-B</b>		<b>\$0.00</b>	<b>(\$55,859.00)</b>	<b>\$0.00</b>	<b>\$0.00</b>	<b>(\$55,859.00)</b>	<b>0.00</b>
24153-0000-41924-0000-001752-0000-000000	English Language Acquisition-Flow-through Grants From Districts to Charter Schools	\$0.00	(\$2,800.00)	\$0.00	\$0.00	(\$2,800.00)	0.00
<b>Subtotal of Element: [Function] 0000 - Revenue/Balance Sheet</b>		<b>\$0.00</b>	<b>(\$2,800.00)</b>	<b>\$0.00</b>	<b>\$0.00</b>	<b>(\$2,800.00)</b>	<b>0.00</b>
<b>Subtotal of Element: [Fund] 24153 - English Language Acquisition</b>		<b>\$0.00</b>	<b>(\$2,800.00)</b>	<b>\$0.00</b>	<b>\$0.00</b>	<b>(\$2,800.00)</b>	<b>0.00</b>
24154-0000-41924-0000-001752-0000-000000	Teacher/Principal Training & Recruiting-Flow-through Grants From Districts to Charter Schools	\$0.00	(\$13,500.00)	\$0.00	\$0.00	(\$13,500.00)	0.00
<b>Subtotal of Element: [Function] 0000 - Revenue/Balance Sheet</b>		<b>\$0.00</b>	<b>(\$13,500.00)</b>	<b>\$0.00</b>	<b>\$0.00</b>	<b>(\$13,500.00)</b>	<b>0.00</b>
<b>Subtotal of Element: [Fund] 24154 - Teacher/Principal Training &amp; Recruiting</b>		<b>\$0.00</b>	<b>(\$13,500.00)</b>	<b>\$0.00</b>	<b>\$0.00</b>	<b>(\$13,500.00)</b>	<b>0.00</b>
24174-0000-41924-0000-001752-0000-000000	Carl D Perkins Secondary - Current-Flow-through Grants From Districts to Charter Schools	\$0.00	(\$9,440.00)	\$0.00	\$0.00	(\$9,440.00)	0.00
<b>Subtotal of Element: [Function] 0000 - Revenue/Balance Sheet</b>		<b>\$0.00</b>	<b>(\$9,440.00)</b>	<b>\$0.00</b>	<b>\$0.00</b>	<b>(\$9,440.00)</b>	<b>0.00</b>
<b>Subtotal of Element: [Fund] 24174 - Carl D Perkins Secondary - Current</b>		<b>\$0.00</b>	<b>(\$9,440.00)</b>	<b>\$0.00</b>	<b>\$0.00</b>	<b>(\$9,440.00)</b>	<b>0.00</b>
24330-0000-41924-0000-001752-0000-000000	CRRSA, ESSER III-Flow-through Grants From Districts to Charter Schools	\$0.00	(\$484,134.00)	\$0.00	\$0.00	(\$484,134.00)	0.00
<b>Subtotal of Element: [Function] 0000 - Revenue/Balance Sheet</b>		<b>\$0.00</b>	<b>(\$484,134.00)</b>	<b>\$0.00</b>	<b>\$0.00</b>	<b>(\$484,134.00)</b>	<b>0.00</b>

<b>Subtotal of Element: [Fund] 24330 - CRRSA, ESSER III</b>		<b>\$0.00</b>	<b>(\$484,134.00)</b>	<b>\$0.00</b>	<b>\$0.00</b>	<b>(\$484,134.00)</b>	<b>0.00</b>
27107-0000-43204-0000-001752-0000-00000	Library GO Bonds-Prior Year Balances	\$0.00	(\$3,317.00)	\$0.00	\$0.00	(\$3,317.00)	0.00
<b>Subtotal of Element: [Function] 0000 - Revenue/Balance Sheet</b>		<b>\$0.00</b>	<b>(\$3,317.00)</b>	<b>\$0.00</b>	<b>\$0.00</b>	<b>(\$3,317.00)</b>	<b>0.00</b>
<b>Subtotal of Element: [Fund] 27107 - Library GO Bonds</b>		<b>\$0.00</b>	<b>(\$3,317.00)</b>	<b>\$0.00</b>	<b>\$0.00</b>	<b>(\$3,317.00)</b>	<b>0.00</b>
27408-0000-43202-0000-001752-0000-00000	K-12 Plus/ELTP Planning-State Flow-through Grant	\$0.00	(\$18,500.00)	\$0.00	\$0.00	(\$18,500.00)	0.00
<b>Subtotal of Element: [Function] 0000 - Revenue/Balance Sheet</b>		<b>\$0.00</b>	<b>(\$18,500.00)</b>	<b>\$0.00</b>	<b>\$0.00</b>	<b>(\$18,500.00)</b>	<b>0.00</b>
<b>Subtotal of Element: [Fund] 27408 - K-12 Plus/ELTP Planning</b>		<b>\$0.00</b>	<b>(\$18,500.00)</b>	<b>\$0.00</b>	<b>\$0.00</b>	<b>(\$18,500.00)</b>	<b>0.00</b>
27502-0000-41924-0000-001752-0000-00000	Student Advisement Plan-Flow-through Grants From Districts to Charter Schools	\$0.00	(\$9,135.00)	\$0.00	\$0.00	(\$9,135.00)	0.00
<b>Subtotal of Element: [Function] 0000 - Revenue/Balance Sheet</b>		<b>\$0.00</b>	<b>(\$9,135.00)</b>	<b>\$0.00</b>	<b>\$0.00</b>	<b>(\$9,135.00)</b>	<b>0.00</b>
<b>Subtotal of Element: [Fund] 27502 - Student Advisement Plan</b>		<b>\$0.00</b>	<b>(\$9,135.00)</b>	<b>\$0.00</b>	<b>\$0.00</b>	<b>(\$9,135.00)</b>	<b>0.00</b>
28211-0000-43215-0000-001752-0000-00000	NMSchools Covid19 TestProgDOH-Inter-Governmental Contract Revenue	(\$18,577.98)	\$0.00	(\$18,577.98)	\$0.00	\$18,577.98	0.00
<b>Subtotal of Element: [Function] 0000 - Revenue/Balance Sheet</b>		<b>(\$18,577.98)</b>	<b>\$0.00</b>	<b>(\$18,577.98)</b>	<b>\$0.00</b>	<b>\$18,577.98</b>	<b>0.00</b>
<b>Subtotal of Element: [Fund] 28211 - NMSchools Covid19 TestProgDOH</b>		<b>(\$18,577.98)</b>	<b>\$0.00</b>	<b>(\$18,577.98)</b>	<b>\$0.00</b>	<b>\$18,577.98</b>	<b>0.00</b>
31400-0000-43202-0000-001752-0000-00000	Special Capital Outlay-State-State Flow-through Grant	\$0.00	(\$550,000.00)	\$0.00	\$0.00	(\$550,000.00)	0.00
31400-0000-43204-0000-001752-0000-00000	Special Capital Outlay-State-Prior Year Balances	\$0.00	(\$296,618.00)	\$0.00	\$0.00	(\$296,618.00)	0.00
<b>Subtotal of Element: [Function] 0000 - Revenue/Balance Sheet</b>		<b>\$0.00</b>	<b>(\$846,618.00)</b>	<b>\$0.00</b>	<b>\$0.00</b>	<b>(\$846,618.00)</b>	<b>0.00</b>
<b>Subtotal of Element: [Fund] 31400 - Special Capital Outlay-State</b>		<b>\$0.00</b>	<b>(\$846,618.00)</b>	<b>\$0.00</b>	<b>\$0.00</b>	<b>(\$846,618.00)</b>	<b>0.00</b>
31600-0000-41110-0000-001752-0000-00000	Capital Improvements HB-33-Ad Valorem Taxes - School District	(\$2,720.65)	(\$188,416.00)	(\$2,720.65)	\$0.00	(\$185,695.35)	1.44
<b>Subtotal of Element: [Function] 0000 - Revenue/Balance Sheet</b>		<b>(\$2,720.65)</b>	<b>(\$188,416.00)</b>	<b>(\$2,720.65)</b>	<b>\$0.00</b>	<b>(\$185,695.35)</b>	<b>1.44</b>
<b>Subtotal of Element: [Fund] 31600 - Capital Improvements HB-33</b>		<b>(\$2,720.65)</b>	<b>(\$188,416.00)</b>	<b>(\$2,720.65)</b>	<b>\$0.00</b>	<b>(\$185,695.35)</b>	<b>1.44</b>
31700-0000-43204-0000-001752-0000-00000	Capital Improvements SB-9-Prior Year Balances	\$0.00	(\$4,443.00)	\$0.00	\$0.00	(\$4,443.00)	0.00
<b>Subtotal of Element: [Function] 0000 - Revenue/Balance Sheet</b>		<b>\$0.00</b>	<b>(\$4,443.00)</b>	<b>\$0.00</b>	<b>\$0.00</b>	<b>(\$4,443.00)</b>	<b>0.00</b>
<b>Subtotal of Element: [Fund] 31700 - Capital Improvements SB-9</b>		<b>\$0.00</b>	<b>(\$4,443.00)</b>	<b>\$0.00</b>	<b>\$0.00</b>	<b>(\$4,443.00)</b>	<b>0.00</b>
31701-0000-41110-0000-001752-0000-00000	Capital Improvements SB-9 Local-Ad Valorem Taxes - School District	(\$1,384.68)	(\$97,120.00)	(\$1,384.68)	\$0.00	(\$95,735.32)	1.42
<b>Subtotal of Element: [Function] 0000 - Revenue/Balance Sheet</b>		<b>(\$1,384.68)</b>	<b>(\$97,120.00)</b>	<b>(\$1,384.68)</b>	<b>\$0.00</b>	<b>(\$95,735.32)</b>	<b>1.43</b>

Subtotal of Element: [Fund] 31701 - Capital Improvements SB-9 Local		(\$1,384.68)	(\$97,120.00)	(\$1,384.68)	\$0.00	(\$95,735.32)	1.43
Grand Total		(\$273,073.90)	(\$4,888,242.00)	(\$273,073.90)	\$0.00	(\$4,615,168.10)	5.59

# Health Leadership High School

## Rollup Report

Cycle: FY22-23; 1st Detail Element: Fund; 1st Detail Level: Detailed; 2nd Detail Element: Object; 2nd Detail Level: Highest; 3rd Detail Element: None; 3rd Detail Level: None; 4th Detail Element: None; 4th Detail Level: None; 5th Detail Element: None; 5th Detail Level: None; Account Expression: ([Object] >= "5") ; 1st Subtotal Element: Fund; 1st Subtotal Rollup Level: Detailed; 2nd Subtotal Element: None; 2nd Subtotal Rollup Level: None; 3rd Subtotal Element: None; 3rd Subtotal Rollup Level: None; 4th Subtotal Element: None; 4th Subtotal Rollup Level: None; 5th Subtotal Element: None; 5th Subtotal Rollup Level: None; Begin Date: 07/01/2022; End Date: 07/31/2022; Subtotal on Account Type: No; Include Encumbrances: Yes; Created On: 8/25/2022 2:02:14 PM

Fund	Object	Actuals (Selected Range)	Adopted Budget	Current Budget	Actuals (YTD)	Encumbrances (YTD)	Available	% of Budget
11000 - Operational	51000 - Personnel Services - Compensation	\$61,290.41	\$1,310,313.00	\$1,310,313.00	\$61,290.41	\$1,075,194.56	\$173,828.03	4.68
11000 - Operational	52000 - Personnel Services - Employee Benefits	\$34,377.54	\$509,394.00	\$509,394.00	\$34,377.54	\$387,477.00	\$87,539.46	6.75
11000 - Operational	53000 - Purchased Professional and Technical Services	\$120.00	\$297,002.00	\$297,002.00	\$120.00	\$281,937.04	\$14,944.96	0.04
11000 - Operational	54000 - Purchased Property Services	\$45,743.18	\$304,366.00	\$304,366.00	\$45,743.18	\$250,262.82	\$8,360.00	15.03
11000 - Operational	54320 - Technology-Related Repairs and Maintenance	\$0.00	\$37,000.00	\$37,000.00	\$0.00	\$0.00	\$37,000.00	0.00
11000 - Operational	55000 - Other Purchased Services	\$24,855.42	\$113,843.00	\$113,843.00	\$24,855.42	\$46,937.36	\$42,050.22	21.83
11000 - Operational	56000 - Supplies	\$15,866.25	\$147,586.00	\$147,586.00	\$15,866.25	\$28,810.00	\$102,909.75	10.75
11000 - Operational	56105 - Instructional Materials – Operational	\$0.00	\$26,462.00	\$26,462.00	\$0.00	\$0.00	\$26,462.00	0.00
11000 - Operational	56106 - Other Classroom Materials - Operational	\$0.00	\$10,000.00	\$10,000.00	\$0.00	\$0.00	\$10,000.00	0.00
11000 - Operational	56119 - Supply Assets (\$5,000 or Less)	\$0.00	\$4,100.00	\$4,100.00	\$0.00	\$0.00	\$4,100.00	0.00
11000 - Operational	57000 - Property	\$0.00	\$2,737,984.00	\$2,737,984.00	\$0.00	\$0.00	\$2,737,984.00	0.00
<b>Subtotal of Element: [Fund] 11000 - Operational</b>		<b>\$182,252.80</b>	<b>\$5,498,050.00</b>	<b>\$5,498,050.00</b>	<b>\$182,252.80</b>	<b>\$2,070,618.78</b>	<b>\$3,245,178.42</b>	
23000 - Non-Instructional Support	56000 - Supplies	\$0.00	\$2,443.00	\$2,443.00	\$0.00	\$0.00	\$2,443.00	0.00
<b>Subtotal of Element: [Fund] 23000 - Non-Instructional Support</b>		<b>\$0.00</b>	<b>\$2,443.00</b>	<b>\$2,443.00</b>	<b>\$0.00</b>	<b>\$0.00</b>	<b>\$2,443.00</b>	
24101 - Title I - IASA	51000 - Personnel Services - Compensation	\$4,616.27	\$120,023.00	\$120,023.00	\$4,616.27	\$115,406.74	(\$0.01)	3.85
24101 - Title I - IASA	52000 - Personnel Services - Employee Benefits	\$1,237.18	\$40,550.00	\$40,550.00	\$1,237.18	\$37,174.94	\$2,137.88	3.05
24101 - Title I - IASA	53000 - Purchased Professional and Technical Services	\$0.00	\$200.00	\$200.00	\$0.00	\$0.00	\$200.00	0.00
24101 - Title I - IASA	56000 - Supplies	\$0.00	\$1,137.00	\$1,137.00	\$0.00	\$80.00	\$1,057.00	0.00
<b>Subtotal of Element: [Fund] 24101 - Title I - IASA</b>		<b>\$5,853.45</b>	<b>\$161,910.00</b>	<b>\$161,910.00</b>	<b>\$5,853.45</b>	<b>\$152,661.68</b>	<b>\$3,394.87</b>	
24106 - Entitlement IDEA-B	51000 - Personnel Services - Compensation	\$1,356.83	\$41,422.00	\$41,422.00	\$1,356.83	\$33,920.73	\$6,144.44	3.28
24106 - Entitlement IDEA-B	52000 - Personnel Services - Employee Benefits	\$363.62	\$14,437.00	\$14,437.00	\$363.62	\$9,970.97	\$4,102.41	2.52
<b>Subtotal of Element: [Fund] 24106 - Entitlement IDEA-B</b>		<b>\$1,720.45</b>	<b>\$55,859.00</b>	<b>\$55,859.00</b>	<b>\$1,720.45</b>	<b>\$43,891.70</b>	<b>\$10,246.85</b>	
24153 - English Language Acquisition	56000 - Supplies	\$0.00	\$2,800.00	\$2,800.00	\$0.00	\$0.00	\$2,800.00	0.00

<b>Subtotal of Element: [Fund] 24153 - English Language Acquisition</b>		<b>\$0.00</b>	<b>\$2,800.00</b>	<b>\$2,800.00</b>	<b>\$0.00</b>	<b>\$0.00</b>	<b>\$2,800.00</b>	
24154 - Teacher/Principal Training & Recruiting	51000 - Personnel Services - Compensation	\$0.00	\$5,400.00	\$5,400.00	\$0.00	\$0.00	\$5,400.00	0.00
24154 - Teacher/Principal Training & Recruiting	52000 - Personnel Services - Employee Benefits	\$0.00	\$661.00	\$661.00	\$0.00	\$0.00	\$661.00	0.00
24154 - Teacher/Principal Training & Recruiting	53000 - Purchased Professional and Technical Services	\$1,618.13	\$7,439.00	\$7,439.00	\$1,618.13	\$3,783.87	\$2,037.00	21.75
<b>Subtotal of Element: [Fund] 24154 - Teacher/Principal Training &amp; Recruiting</b>		<b>\$1,618.13</b>	<b>\$13,500.00</b>	<b>\$13,500.00</b>	<b>\$1,618.13</b>	<b>\$3,783.87</b>	<b>\$8,098.00</b>	
24174 - Carl D Perkins Secondary - Current	56000 - Supplies	\$0.00	\$9,440.00	\$9,440.00	\$0.00	\$0.00	\$9,440.00	0.00
<b>Subtotal of Element: [Fund] 24174 - Carl D Perkins Secondary - Current</b>		<b>\$0.00</b>	<b>\$9,440.00</b>	<b>\$9,440.00</b>	<b>\$0.00</b>	<b>\$0.00</b>	<b>\$9,440.00</b>	
24309 - CRRSA - SEL	51000 - Personnel Services - Compensation	\$2,500.00		\$0.00	\$2,500.00	\$0.00	(\$2,500.00)	
24309 - CRRSA - SEL	52000 - Personnel Services - Employee Benefits	\$667.98		\$0.00	\$667.98	\$0.00	(\$667.98)	
24309 - CRRSA - SEL	56000 - Supplies	\$4,221.36		\$0.00	\$4,221.36	\$0.00	(\$4,221.36)	
<b>Subtotal of Element: [Fund] 24309 - CRRSA - SEL</b>		<b>\$7,389.34</b>		<b>\$0.00</b>	<b>\$7,389.34</b>	<b>\$0.00</b>	<b>(\$7,389.34)</b>	
24330 - CRRSA, ESSER III	51000 - Personnel Services - Compensation	\$2,894.23	\$183,370.00	\$183,370.00	\$2,894.23	\$72,355.77	\$108,120.00	1.58
24330 - CRRSA, ESSER III	52000 - Personnel Services - Employee Benefits	\$3,102.40	\$66,726.00	\$66,726.00	\$3,102.40	\$19,546.88	\$44,076.72	4.65
24330 - CRRSA, ESSER III	53000 - Purchased Professional and Technical Services	\$0.00	\$14,288.00	\$14,288.00	\$0.00	\$34,650.00	(\$20,362.00)	0.00
24330 - CRRSA, ESSER III	56000 - Supplies	\$25,000.00	\$219,750.00	\$219,750.00	\$25,000.00	\$0.00	\$194,750.00	11.38
<b>Subtotal of Element: [Fund] 24330 - CRRSA, ESSER III</b>		<b>\$30,996.63</b>	<b>\$484,134.00</b>	<b>\$484,134.00</b>	<b>\$30,996.63</b>	<b>\$126,552.65</b>	<b>\$326,584.72</b>	
26121 - Kellogg Fund/Kellogg Foundation	56000 - Supplies	\$0.00	\$2,500.00	\$2,500.00	\$0.00	\$0.00	\$2,500.00	0.00
<b>Subtotal of Element: [Fund] 26121 - Kellogg Fund/Kellogg Foundation</b>		<b>\$0.00</b>	<b>\$2,500.00</b>	<b>\$2,500.00</b>	<b>\$0.00</b>	<b>\$0.00</b>	<b>\$2,500.00</b>	
27107 - Library GO Bonds	56000 - Supplies	\$0.00	\$3,317.00	\$3,317.00	\$0.00	\$0.00	\$3,317.00	0.00
<b>Subtotal of Element: [Fund] 27107 - Library GO Bonds</b>		<b>\$0.00</b>	<b>\$3,317.00</b>	<b>\$3,317.00</b>	<b>\$0.00</b>	<b>\$0.00</b>	<b>\$3,317.00</b>	
27109 - Instructional Materials	56000 - Supplies	\$0.00	\$3,019.00	\$3,019.00	\$0.00	\$0.00	\$3,019.00	0.00
<b>Subtotal of Element: [Fund] 27109 - Instructional Materials</b>		<b>\$0.00</b>	<b>\$3,019.00</b>	<b>\$3,019.00</b>	<b>\$0.00</b>	<b>\$0.00</b>	<b>\$3,019.00</b>	
27408 - K-12 Plus/ELTP Planning	56000 - Supplies	\$0.00	\$18,500.00	\$18,500.00	\$0.00	\$0.00	\$18,500.00	0.00
<b>Subtotal of Element: [Fund] 27408 - K-12 Plus/ELTP Planning</b>		<b>\$0.00</b>	<b>\$18,500.00</b>	<b>\$18,500.00</b>	<b>\$0.00</b>	<b>\$0.00</b>	<b>\$18,500.00</b>	
27502 - Student Advisement Plan	56000 - Supplies	\$0.00	\$9,135.00	\$9,135.00	\$0.00	\$0.00	\$9,135.00	0.00
<b>Subtotal of Element: [Fund] 27502 - Student Advisement Plan</b>		<b>\$0.00</b>	<b>\$9,135.00</b>	<b>\$9,135.00</b>	<b>\$0.00</b>	<b>\$0.00</b>	<b>\$9,135.00</b>	
29102 - Private Dir Grants (Categorical)	56000 - Supplies	\$0.00	\$17,000.00	\$17,000.00	\$0.00	\$0.00	\$17,000.00	0.00

29102 - Private Dir Grants (Categorical)	57000 - Property	\$0.00	\$13,763.00	\$13,763.00	\$0.00	\$0.00	\$13,763.00	0.00
<b>Subtotal of Element: [Fund] 29102 - Private Dir Grants (Categorical)</b>		<b>\$0.00</b>	<b>\$30,763.00</b>	<b>\$30,763.00</b>	<b>\$0.00</b>	<b>\$0.00</b>	<b>\$30,763.00</b>	
31400 - Special Capital Outlay-State	57000 - Property	\$0.00	\$846,618.00	\$846,618.00	\$0.00	\$0.00	\$846,618.00	0.00
<b>Subtotal of Element: [Fund] 31400 - Special Capital Outlay-State</b>		<b>\$0.00</b>	<b>\$846,618.00</b>	<b>\$846,618.00</b>	<b>\$0.00</b>	<b>\$0.00</b>	<b>\$846,618.00</b>	
31600 - Capital Improvements HB-33	53000 - Purchased Professional and Technical Services	\$27.21	\$2,827.00	\$2,827.00	\$27.21	\$0.00	\$2,799.79	0.96
31600 - Capital Improvements HB-33	56119 - Supply Assets (\$5,000 or Less)	\$0.00	\$69,371.00	\$69,371.00	\$0.00	\$0.00	\$69,371.00	0.00
31600 - Capital Improvements HB-33	57000 - Property	\$110,000.00	\$903,039.00	\$903,039.00	\$110,000.00	\$0.00	\$793,039.00	12.18
<b>Subtotal of Element: [Fund] 31600 - Capital Improvements HB-33</b>		<b>\$110,027.21</b>	<b>\$975,237.00</b>	<b>\$975,237.00</b>	<b>\$110,027.21</b>	<b>\$0.00</b>	<b>\$865,209.79</b>	
31700 - Capital Improvements SB-9	56119 - Supply Assets (\$5,000 or Less)	\$0.00	\$4,443.00	\$4,443.00	\$0.00	\$0.00	\$4,443.00	0.00
<b>Subtotal of Element: [Fund] 31700 - Capital Improvements SB-9</b>		<b>\$0.00</b>	<b>\$4,443.00</b>	<b>\$4,443.00</b>	<b>\$0.00</b>	<b>\$0.00</b>	<b>\$4,443.00</b>	
31701 - Capital Improvements SB-9 Local	53000 - Purchased Professional and Technical Services	\$13.85	\$1,456.00	\$1,456.00	\$13.85	\$0.00	\$1,442.15	0.95
31701 - Capital Improvements SB-9 Local	56119 - Supply Assets (\$5,000 or Less)	\$0.00	\$25,144.00	\$25,144.00	\$0.00	\$0.00	\$25,144.00	0.00
31701 - Capital Improvements SB-9 Local	57000 - Property	\$0.00	\$542,296.00	\$542,296.00	\$0.00	\$0.00	\$542,296.00	0.00
<b>Subtotal of Element: [Fund] 31701 - Capital Improvements SB-9 Local</b>		<b>\$13.85</b>	<b>\$568,896.00</b>	<b>\$568,896.00</b>	<b>\$13.85</b>	<b>\$0.00</b>	<b>\$568,882.15</b>	
<b>Grand Total</b>		<b>\$339,871.86</b>	<b>\$8,690,564.00</b>	<b>\$8,690,564.00</b>	<b>\$339,871.86</b>	<b>\$2,397,508.68</b>	<b>\$5,953,183.46</b>	



# Health Leadership High School

## Account Summary Report

Cycle: FY22-23; Begin Date: 07/01/2022; End Date: 07/31/2022; Account Type: Expenditure; Subtotal Elements: Fund,Function; Account Expression: [All]; Subtotal By Account Type: No; Include Unposted Transactions: No; Created On: 8/25/2022 1:57:00 PM

Account Code	Description	Actual (Date Range)	Budget (YTD)	Actual (YTD)	Encumbrance (YTD)	Available (YTD)	% of Budget
11000-1000-51100-0000-001752-1611-00000	Operational-Salaries Expense	\$135.14	\$10,000.00	\$135.14	\$0.00	\$9,864.86	1.35
11000-1000-51100-1010-001752-1411-00000	Salaries Expense: Teachers-Grades 1-12	\$14,738.36	\$441,850.00	\$14,738.36	\$368,458.98	\$58,652.66	3.33
11000-1000-51100-2000-001752-1412-00000	Salaries Expense: Teachers- Special Education	\$1,714.50	\$105,097.00	\$1,714.50	\$103,470.89	(\$88.39)	1.63
11000-1000-51100-4040-001752-1411-00000	Operational-Salaries Expense	\$932.10	\$37,553.00	\$932.10	\$23,302.55	\$13,318.35	2.48
11000-1000-51100-4040-001752-1412-00000	Operational-Salaries Expense	\$159.67	\$3,261.00	\$159.67	\$7,181.38	(\$4,080.05)	4.89
11000-1000-51300-1010-001752-1411-00000	Operational-Additional Compensation	\$0.00	\$3,500.00	\$0.00	\$0.00	\$3,500.00	0.00
11000-1000-51300-9000-001752-1618-00000	Operational-Additional Compensation	\$0.00	\$6,000.00	\$0.00	\$0.00	\$6,000.00	0.00
11000-1000-52111-0000-001752-1611-00000	Operational-Educational Retirement	\$0.00	\$1,715.00	\$0.00	\$0.00	\$1,715.00	0.00
11000-1000-52111-1010-001752-1411-00000	Operational-Educational Retirement	\$2,527.64	\$76,384.00	\$2,527.64	\$63,185.37	\$10,670.99	3.30
11000-1000-52111-2000-001752-1412-00000	Operational-Educational Retirement	\$294.03	\$18,025.00	\$294.03	\$17,745.00	(\$14.03)	1.63
11000-1000-52111-4040-001752-1411-00000	Operational-Educational Retirement	\$159.85	\$6,446.00	\$159.85	\$3,983.74	\$2,302.41	2.47
11000-1000-52111-4040-001752-1412-00000	Operational-Educational Retirement	\$27.39	\$560.00	\$27.39	\$1,231.75	(\$699.14)	4.89
11000-1000-52111-9000-001752-1618-00000	Operational-Educational Retirement	\$0.00	\$1,031.00	\$0.00	\$0.00	\$1,031.00	0.00
11000-1000-52112-0000-001752-1611-00000	Operational-ERA - Retiree Health	\$0.00	\$200.00	\$0.00	\$0.00	\$200.00	0.00
11000-1000-52112-1010-001752-1411-00000	Operational-ERA - Retiree Health	\$294.75	\$8,911.00	\$294.75	\$7,368.80	\$1,247.45	3.30
11000-1000-52112-2000-001752-1412-00000	Operational-ERA - Retiree Health	\$34.29	\$2,103.00	\$34.29	\$2,069.50	(\$0.79)	1.63
11000-1000-52112-4040-001752-1411-00000	Operational-ERA - Retiree Health	\$18.65	\$757.00	\$18.65	\$464.88	\$273.47	2.46
11000-1000-52112-4040-001752-1412-00000	Operational-ERA - Retiree Health	\$3.20	\$66.00	\$3.20	\$143.75	(\$80.95)	4.84
11000-1000-52112-9000-001752-1618-00000	Operational-ERA - Retiree Health	\$0.00	\$120.00	\$0.00	\$0.00	\$120.00	0.00
11000-1000-52210-0000-001752-1611-00000	Operational-FICA Payments	\$0.00	\$620.00	\$0.00	\$0.00	\$620.00	0.00
11000-1000-52210-1010-001752-1411-00000	Operational-FICA Payments	\$913.78	\$27,617.00	\$913.78	\$22,866.50	\$3,836.72	3.30
11000-1000-52210-2000-001752-1412-00000	Operational-FICA Payments	\$106.30	\$6,517.00	\$106.30	\$4,494.08	\$1,916.62	1.63
11000-1000-52210-4040-001752-1411-00000	Operational-FICA Payments	\$57.78	\$2,333.00	\$57.78	\$1,454.31	\$820.91	2.47
11000-1000-52210-4040-001752-1412-00000	Operational-FICA Payments	\$9.90	\$203.00	\$9.90	\$236.68	(\$43.58)	4.87
11000-1000-52210-9000-001752-1618-00000	Operational-FICA Payments	\$0.00	\$372.00	\$0.00	\$0.00	\$372.00	0.00
11000-1000-52220-0000-001752-1611-00000	Operational-Medicare Payments	\$0.00	\$145.00	\$0.00	\$0.00	\$145.00	0.00
11000-1000-52220-1010-001752-1411-00000	Operational-Medicare Payments	\$213.71	\$6,464.00	\$213.71	\$5,347.76	\$902.53	3.30
11000-1000-52220-2000-001752-1412-00000	Operational-Medicare Payments	\$24.86	\$1,525.00	\$24.86	\$1,401.35	\$98.79	1.63
11000-1000-52220-4040-001752-1411-00000	Operational-Medicare Payments	\$13.51	\$550.00	\$13.51	\$340.07	\$196.42	2.45
11000-1000-52220-4040-001752-1412-00000	Operational-Medicare Payments	\$2.32	\$48.00	\$2.32	\$97.38	(\$51.70)	4.83
11000-1000-52220-9000-001752-1618-00000	Operational-Medicare Payments	\$0.00	\$89.00	\$0.00	\$0.00	\$89.00	0.00
11000-1000-52311-0000-001752-1611-00000	Operational-Health and Medical Premiums	\$0.00	\$10,211.00	\$0.00	\$0.00	\$10,211.00	0.00

11000-1000-52311-1010-001752-1411-00000	Operational-Health and Medical Premiums	\$0.00	\$29,697.00	\$0.00	\$23,966.98	\$5,730.02	0.00
11000-1000-52311-2000-001752-1412-00000	Operational-Health and Medical Premiums	\$0.00	\$13,516.00	\$0.00	\$6,524.53	\$6,991.47	0.00
11000-1000-52311-4040-001752-1411-00000	Operational-Health and Medical Premiums	\$0.00	\$3,066.00	\$0.00	\$1,409.29	\$1,656.71	0.00
11000-1000-52311-4040-001752-1412-00000	Operational-Health and Medical Premiums	\$0.00	\$24.00	\$0.00	\$485.22	(\$461.22)	0.00
11000-1000-52312-0000-001752-1611-00000	Operational-Life	\$0.00	\$57.00	\$0.00	\$0.00	\$57.00	0.00
11000-1000-52312-1010-001752-1411-00000	Operational-Life	\$4.74	\$379.00	\$4.74	\$389.00	(\$14.74)	1.25
11000-1000-52312-2000-001752-1412-00000	Operational-Life	\$1.24	\$77.00	\$1.24	\$106.08	(\$30.32)	1.61
11000-1000-52312-4040-001752-1411-00000	Operational-Life	\$0.25	\$33.00	\$0.25	\$23.40	\$9.35	0.75
11000-1000-52312-4040-001752-1412-00000	Operational-Life	\$0.06	\$3.00	\$0.06	\$7.38	(\$4.44)	2.00
11000-1000-52313-0000-001752-1611-00000	Operational-Dental	\$0.00	\$386.00	\$0.00	\$0.00	\$386.00	0.00
11000-1000-52313-1010-001752-1411-00000	Operational-Dental	\$0.00	\$1,179.00	\$0.00	\$726.15	\$452.85	0.00
11000-1000-52313-2000-001752-1412-00000	Operational-Dental	\$0.00	\$669.00	\$0.00	\$336.81	\$332.19	0.00
11000-1000-52313-4040-001752-1411-00000	Operational-Dental	\$0.00	\$143.00	\$0.00	\$48.68	\$94.32	0.00
11000-1000-52313-4040-001752-1412-00000	Operational-Dental	\$0.00	\$11.00	\$0.00	\$23.78	(\$12.78)	0.00
11000-1000-52314-0000-001752-1611-00000	Operational-Vision	\$0.00	\$128.00	\$0.00	\$0.00	\$128.00	0.00
11000-1000-52314-1010-001752-1411-00000	Operational-Vision	\$0.00	\$319.00	\$0.00	\$136.04	\$182.96	0.00
11000-1000-52314-2000-001752-1412-00000	Operational-Vision	\$0.00	\$116.00	\$0.00	\$23.60	\$92.40	0.00
11000-1000-52314-4040-001752-1411-00000	Operational-Vision	\$0.00	\$36.00	\$0.00	\$6.84	\$29.16	0.00
11000-1000-52314-4040-001752-1412-00000	Operational-Vision	\$0.00	\$3.00	\$0.00	\$2.52	\$0.48	0.00
11000-1000-52315-0000-001752-1611-00000	Operational-Disability	\$0.00	\$360.00	\$0.00	\$0.00	\$360.00	0.00
11000-1000-52315-1010-001752-1411-00000	Operational-Disability	\$0.00	\$748.00	\$0.00	\$190.28	\$557.72	0.00
11000-1000-52315-2000-001752-1412-00000	Operational-Disability	\$0.00	\$164.00	\$0.00	\$0.00	\$164.00	0.00
11000-1000-52315-4040-001752-1411-00000	Operational-Disability	\$0.00	\$73.00	\$0.00	\$10.06	\$62.94	0.00
11000-1000-52500-0000-001752-1611-00000	Operational-Unemployment Compensation	\$0.00	\$95.00	\$0.00	\$0.00	\$95.00	0.00
11000-1000-52500-1010-001752-1411-00000	Operational-Unemployment Compensation	\$16.43	\$637.00	\$16.43	\$530.40	\$90.17	2.57
11000-1000-52500-2000-001752-1412-00000	Operational-Unemployment Compensation	\$2.28	\$129.00	\$2.28	\$148.92	(\$22.20)	1.76
11000-1000-52500-4040-001752-1411-00000	Operational-Unemployment Compensation	\$0.61	\$55.00	\$0.61	\$32.61	\$21.78	1.10
11000-1000-52500-4040-001752-1412-00000	Operational-Unemployment Compensation	\$0.12	\$5.00	\$0.12	\$10.47	(\$5.59)	2.40
11000-1000-52710-0000-001752-1611-00000	Operational-Workers Compensation Premium	\$0.00	\$139.00	\$0.00	\$0.00	\$139.00	0.00
11000-1000-52710-1010-001752-1411-00000	Operational-Workers Compensation Premium	\$6,635.41	\$6,146.00	\$6,635.41	\$0.00	(\$489.41)	107.96
11000-1000-52710-2000-001752-1412-00000	Operational-Workers Compensation Premium	\$2,187.50	\$1,462.00	\$2,187.50	\$0.00	(\$725.50)	149.62
11000-1000-52710-4040-001752-1411-00000	Operational-Workers Compensation Premium	\$512.36	\$527.00	\$512.36	\$0.00	\$14.64	97.22
11000-1000-52710-4040-001752-1412-00000	Operational-Workers Compensation Premium	\$44.72	\$46.00	\$44.72	\$0.00	\$1.28	97.21
11000-1000-52720-0000-001752-1611-00000	Operational-Workers Compensation Employer's Fee	\$0.00	\$10.00	\$0.00	\$0.00	\$10.00	0.00

11000-1000-52720-1010-001752-1411-00000	Operational-Workers Compensation Employer's Fee	\$0.00	\$70.00	\$0.00	\$22.00	\$48.00	0.00
11000-1000-52720-2000-001752-1412-00000	Operational-Workers Compensation Employer's Fee	\$0.00	\$14.00	\$0.00	\$1.88	\$12.12	0.00
11000-1000-52720-4040-001752-1411-00000	Operational-Workers Compensation Employer's Fee	\$0.00	\$11.00	\$0.00	\$1.34	\$9.66	0.00
11000-1000-52720-4040-001752-1412-00000	Operational-Workers Compensation Employer's Fee	\$0.00	\$1.00	\$0.00	\$0.22	\$0.78	0.00
11000-1000-53330-1010-001752-0000-00000	Operational-Professional Development	\$0.00	\$20,000.00	\$0.00	\$700.00	\$19,300.00	0.00
11000-1000-53711-1010-001752-0000-00000	Operational-Other Charges	\$0.00	\$2,000.00	\$0.00	\$1,000.00	\$1,000.00	0.00
11000-1000-53711-9000-001752-0000-00000	Operational-Other Charges	\$0.00	\$4,223.00	\$0.00	\$0.00	\$4,223.00	0.00
11000-1000-53711-9000-001752-0000-60003	Operational-Other Charges	\$0.00	\$0.00	\$0.00	\$4,223.00	(\$4,223.00)	0.00
11000-1000-54311-1010-001752-0000-00000	Operational-Maintenance & Repair Furniture/Fixtures/Equipment	\$0.00	\$1,200.00	\$0.00	\$1,200.00	\$0.00	0.00
11000-1000-54610-1010-001752-0000-00000	Operational-Rental - Land and Buildings	\$0.00	\$1,000.00	\$0.00	\$0.00	\$1,000.00	0.00
11000-1000-54630-1010-001752-0000-00000	Rental - Computers and Related Equipment	\$298.81	\$2,520.00	\$298.81	\$2,221.19	\$0.00	11.85
11000-1000-55813-1010-001752-0000-00000	Operational-Employee Travel - Non-Teachers	\$0.00	\$16,000.00	\$0.00	\$0.00	\$16,000.00	0.00
11000-1000-55817-1010-001752-0000-00000	Operational-Student Travel	\$0.00	\$6,000.00	\$0.00	\$0.00	\$6,000.00	0.00
11000-1000-55915-1010-001752-0000-00000	Operational-Other Contract Services	\$0.00	\$6,000.00	\$0.00	\$6,194.74	(\$194.74)	0.00
11000-1000-56105-1010-001752-0000-00000	Operational-Instructional Materials – Operational	\$0.00	\$26,462.00	\$0.00	\$0.00	\$26,462.00	0.00
11000-1000-56106-1010-001752-0000-00000	Operational-Other Classroom Materials - Operational	\$0.00	\$10,000.00	\$0.00	\$0.00	\$10,000.00	0.00
11000-1000-56113-1010-001752-0000-00000	Operational-Software	\$0.00	\$450.00	\$0.00	\$450.00	\$0.00	0.00
11000-1000-56118-1010-001752-0000-00000	Operational-General Supplies and Materials	\$57.53	\$1,519.00	\$57.53	\$1,400.00	\$61.47	3.78
11000-1000-56118-4040-001752-0000-00000	Operational-General Supplies and Materials	\$0.00	\$76,089.00	\$0.00	\$0.00	\$76,089.00	0.00
11000-1000-56118-9000-001752-0000-00000	Operational-General Supplies and Materials	\$0.00	\$4,000.00	\$0.00	\$0.00	\$4,000.00	0.00
11000-1000-56119-1010-001752-0000-00000	Operational-Supply Assets (\$5,000 or Less)	\$0.00	\$2,500.00	\$0.00	\$0.00	\$2,500.00	0.00
11000-1000-57331-1010-001752-0000-00000	Operational-Fixed Assets (More Than \$5,000)	\$0.00	\$761,221.00	\$0.00	\$0.00	\$761,221.00	0.00
<b>Subtotal of Element: [Function] 1000 - Instruction</b>		<b>\$32,143.79</b>	<b>\$1,781,991.00</b>	<b>\$32,143.79</b>	<b>\$687,398.13</b>	<b>\$1,062,449.08</b>	<b>1.80</b>
11000-2100-51100-0000-001752-1211-00000	Salaries Expense: Coordinator/Subject Matter Specialist	\$12,824.73	\$146,057.00	\$12,824.73	\$136,433.12	(\$3,200.85)	8.78
11000-2100-51100-0000-001752-1216-00000	Operational-Salaries Expense	\$192.30	\$12,500.00	\$192.30	\$2,307.70	\$10,000.00	1.53
11000-2100-51100-0000-001752-1217-00000	Salaries Expense: Secretarial/Clerical/Technical Assistants	\$3,846.16	\$25,000.00	\$3,846.16	\$46,153.84	(\$25,000.00)	15.38
11000-2100-51100-0000-001752-1218-00000	Operational-Salaries Expense	\$0.00	\$90,000.00	\$0.00	\$0.00	\$90,000.00	0.00
11000-2100-51100-2000-001752-1211-00000	Operational-Salaries Expense	\$2,178.62	\$56,681.00	\$2,178.62	\$54,465.38	\$37.00	3.84
11000-2100-51100-2000-001752-1214-00000	Operational-Salaries Expense	\$2,931.81	\$78,817.00	\$2,931.81	\$73,295.24	\$2,589.95	3.71
11000-2100-51100-4025-001752-1214-00000	Operational-Salaries Expense	\$1,155.00	\$26,276.00	\$1,155.00	\$28,875.00	(\$3,754.00)	4.39

11000-2100-51100-4040-001752-1211-00000	Operational-Salaries Expense	\$112.33	\$0.00	\$112.33	\$2,808.22	(\$2,920.55)	0.00
11000-2100-51100-4040-001752-1214-00000	Operational-Salaries Expense	\$154.31	\$7,556.00	\$154.31	\$3,857.64	\$3,544.05	2.04
11000-2100-51300-0000-001752-1211-00000	Operational-Additional Compensation	\$1,500.00	\$3,000.00	\$1,500.00	\$0.00	\$1,500.00	50.00
11000-2100-51300-2000-001752-1214-00000	Operational-Additional Compensation	\$0.00	\$3,865.00	\$0.00	\$0.00	\$3,865.00	0.00
11000-2100-52111-0000-001752-1211-00000	Operational-Educational Retirement	\$2,456.69	\$25,564.00	\$2,456.69	\$23,641.14	(\$533.83)	9.60
11000-2100-52111-0000-001752-1216-00000	Operational-Educational Retirement	\$32.98	\$2,144.00	\$32.98	\$395.74	\$1,715.28	1.53
11000-2100-52111-0000-001752-1217-00000	Operational-Educational Retirement	\$659.62	\$4,288.00	\$659.62	\$7,915.49	(\$4,287.11)	15.38
11000-2100-52111-0000-001752-1218-00000	Operational-Educational Retirement	\$0.00	\$15,435.00	\$0.00	\$0.00	\$15,435.00	0.00
11000-2100-52111-2000-001752-1211-00000	Operational-Educational Retirement	\$373.63	\$9,721.00	\$373.63	\$9,340.74	\$6.63	3.84
11000-2100-52111-2000-001752-1214-00000	Operational-Educational Retirement	\$502.81	\$14,181.00	\$502.81	\$12,570.23	\$1,107.96	3.54
11000-2100-52111-4025-001752-1214-00000	Operational-Educational Retirement	\$198.08	\$4,507.00	\$198.08	\$4,952.00	(\$643.08)	4.39
11000-2100-52111-4040-001752-1211-00000	Operational-Educational Retirement	\$19.26	\$0.00	\$19.26	\$481.50	(\$500.76)	0.00
11000-2100-52111-4040-001752-1214-00000	Operational-Educational Retirement	\$26.46	\$1,297.00	\$26.46	\$661.50	\$609.04	2.04
11000-2100-52112-0000-001752-1211-00000	Operational-ERA - Retiree Health	\$286.49	\$2,982.00	\$286.49	\$2,756.87	(\$61.36)	9.60
11000-2100-52112-0000-001752-1216-00000	Operational-ERA - Retiree Health	\$3.84	\$250.00	\$3.84	\$46.08	\$200.08	1.53
11000-2100-52112-0000-001752-1217-00000	Operational-ERA - Retiree Health	\$76.92	\$500.00	\$76.92	\$922.99	(\$499.91)	15.38
11000-2100-52112-0000-001752-1218-00000	Operational-ERA - Retiree Health	\$0.00	\$1,800.00	\$0.00	\$0.00	\$1,800.00	0.00
11000-2100-52112-2000-001752-1211-00000	Operational-ERA - Retiree Health	\$43.57	\$1,134.00	\$43.57	\$1,089.25	\$1.18	3.84
11000-2100-52112-2000-001752-1214-00000	Operational-ERA - Retiree Health	\$58.63	\$1,655.00	\$58.63	\$1,465.75	\$130.62	3.54
11000-2100-52112-4025-001752-1214-00000	Operational-ERA - Retiree Health	\$23.10	\$526.00	\$23.10	\$577.50	(\$74.60)	4.39
11000-2100-52112-4040-001752-1211-00000	Operational-ERA - Retiree Health	\$2.25	\$0.00	\$2.25	\$56.25	(\$58.50)	0.00
11000-2100-52112-4040-001752-1214-00000	Operational-ERA - Retiree Health	\$3.09	\$153.00	\$3.09	\$77.25	\$72.66	2.01
11000-2100-52210-0000-001752-1211-00000	Operational-FICA Payments	\$847.86	\$9,242.00	\$847.86	\$7,739.06	\$655.08	9.17
11000-2100-52210-0000-001752-1216-00000	Operational-FICA Payments	\$11.92	\$775.00	\$11.92	\$143.03	\$620.05	1.53
11000-2100-52210-0000-001752-1217-00000	Operational-FICA Payments	\$238.46	\$1,550.00	\$238.46	\$2,861.61	(\$1,550.07)	15.38
11000-2100-52210-0000-001752-1218-00000	Operational-FICA Payments	\$0.00	\$5,580.00	\$0.00	\$0.00	\$5,580.00	0.00
11000-2100-52210-2000-001752-1211-00000	Operational-FICA Payments	\$135.08	\$3,515.00	\$135.08	\$3,260.26	\$119.66	3.84
11000-2100-52210-2000-001752-1214-00000	Operational-FICA Payments	\$181.77	\$5,127.00	\$181.77	\$3,950.66	\$994.57	3.54
11000-2100-52210-4025-001752-1214-00000	Operational-FICA Payments	\$71.61	\$1,630.00	\$71.61	\$1,700.29	(\$141.90)	4.39
11000-2100-52210-4040-001752-1211-00000	Operational-FICA Payments	\$6.96	\$0.00	\$6.96	\$163.07	(\$170.03)	0.00
11000-2100-52210-4040-001752-1214-00000	Operational-FICA Payments	\$9.57	\$469.00	\$9.57	\$208.05	\$251.38	2.04
11000-2100-52220-0000-001752-1211-00000	Operational-Medicare Payments	\$198.28	\$2,162.00	\$198.28	\$1,809.81	\$153.91	9.17
11000-2100-52220-0000-001752-1216-00000	Operational-Medicare Payments	\$2.78	\$182.00	\$2.78	\$33.36	\$145.86	1.52
11000-2100-52220-0000-001752-1217-00000	Operational-Medicare Payments	\$55.76	\$363.00	\$55.76	\$669.08	(\$361.84)	15.36
11000-2100-52220-0000-001752-1218-00000	Operational-Medicare Payments	\$0.00	\$1,305.00	\$0.00	\$0.00	\$1,305.00	0.00
11000-2100-52220-2000-001752-1211-00000	Operational-Medicare Payments	\$31.59	\$822.00	\$31.59	\$762.45	\$27.96	3.84
11000-2100-52220-2000-001752-1214-00000	Operational-Medicare Payments	\$42.51	\$1,200.00	\$42.51	\$923.91	\$233.58	3.54
11000-2100-52220-4025-001752-1214-00000	Operational-Medicare Payments	\$16.75	\$382.00	\$16.75	\$397.69	(\$32.44)	4.38

11000-2100-52220-4040-001752-1211-00000	Operational-Medicare Payments	\$1.63	\$0.00	\$1.63	\$38.15	(\$39.78)	0.00
11000-2100-52220-4040-001752-1214-00000	Operational-Medicare Payments	\$2.24	\$111.00	\$2.24	\$48.72	\$60.04	2.01
11000-2100-52311-0000-001752-1211-00000	Operational-Health and Medical Premiums	\$0.00	\$10,970.00	\$0.00	\$23,753.06	(\$12,783.06)	0.00
11000-2100-52311-0000-001752-1218-00000	Operational-Health and Medical Premiums	\$0.00	\$14,027.00	\$0.00	\$0.00	\$14,027.00	0.00
11000-2100-52311-2000-001752-1211-00000	Operational-Health and Medical Premiums	\$0.00	\$6,127.00	\$0.00	\$2,629.75	\$3,497.25	0.00
11000-2100-52311-2000-001752-1214-00000	Operational-Health and Medical Premiums	\$0.00	\$13,326.00	\$0.00	\$13,618.80	(\$292.80)	0.00
11000-2100-52311-4025-001752-1214-00000	Operational-Health and Medical Premiums	\$0.00	\$166.00	\$0.00	\$2,048.02	(\$1,882.02)	0.00
11000-2100-52311-4040-001752-1211-00000	Operational-Health and Medical Premiums	\$0.00	\$0.00	\$0.00	\$246.25	(\$246.25)	0.00
11000-2100-52311-4040-001752-1214-00000	Operational-Health and Medical Premiums	\$0.00	\$726.00	\$0.00	\$716.82	\$9.18	0.00
11000-2100-52312-0000-001752-1211-00000	Operational-Life	\$0.00	\$111.00	\$0.00	\$137.26	(\$26.26)	0.00
11000-2100-52312-0000-001752-1216-00000	Operational-Life	\$0.00	\$15.00	\$0.00	\$3.12	\$11.88	0.00
11000-2100-52312-0000-001752-1217-00000	Operational-Life	\$0.00	\$29.00	\$0.00	\$62.14	(\$33.14)	0.00
11000-2100-52312-0000-001752-1218-00000	Operational-Life	\$0.00	\$57.00	\$0.00	\$0.00	\$57.00	0.00
11000-2100-52312-2000-001752-1211-00000	Operational-Life	\$3.96	\$43.00	\$3.96	\$49.50	(\$10.46)	9.20
11000-2100-52312-2000-001752-1214-00000	Operational-Life	\$0.00	\$54.00	\$0.00	\$65.00	(\$11.00)	0.00
11000-2100-52312-4025-001752-1214-00000	Operational-Life	\$0.00	\$20.00	\$0.00	\$27.30	(\$7.30)	0.00
11000-2100-52312-4040-001752-1211-00000	Operational-Life	\$0.00	\$0.00	\$0.00	\$3.38	(\$3.38)	0.00
11000-2100-52312-4040-001752-1214-00000	Operational-Life	\$0.00	\$6.00	\$0.00	\$3.38	\$2.62	0.00
11000-2100-52313-0000-001752-1211-00000	Operational-Dental	\$0.00	\$588.00	\$0.00	\$900.57	(\$312.57)	0.00
11000-2100-52313-0000-001752-1218-00000	Operational-Dental	\$0.00	\$616.00	\$0.00	\$0.00	\$616.00	0.00
11000-2100-52313-2000-001752-1211-00000	Operational-Dental	\$0.00	\$232.00	\$0.00	\$80.50	\$151.50	0.00
11000-2100-52313-2000-001752-1214-00000	Operational-Dental	\$0.00	\$586.00	\$0.00	\$633.88	(\$47.88)	0.00
11000-2100-52313-4025-001752-1214-00000	Operational-Dental	\$0.00	\$73.00	\$0.00	\$89.18	(\$16.18)	0.00
11000-2100-52313-4040-001752-1211-00000	Operational-Dental	\$0.00	\$0.00	\$0.00	\$10.75	(\$10.75)	0.00
11000-2100-52313-4040-001752-1214-00000	Operational-Dental	\$0.00	\$42.00	\$0.00	\$33.28	\$8.72	0.00
11000-2100-52314-0000-001752-1211-00000	Operational-Vision	\$2.54	\$119.00	\$2.54	\$159.23	(\$42.77)	2.13
11000-2100-52314-0000-001752-1218-00000	Operational-Vision	\$0.00	\$102.00	\$0.00	\$0.00	\$102.00	0.00
11000-2100-52314-2000-001752-1211-00000	Operational-Vision	\$0.00	\$77.00	\$0.00	\$0.00	\$77.00	0.00
11000-2100-52314-2000-001752-1214-00000	Operational-Vision	\$0.00	\$97.00	\$0.00	\$104.78	(\$7.78)	0.00
11000-2100-52314-4025-001752-1214-00000	Operational-Vision	\$0.00	\$16.00	\$0.00	\$18.75	(\$2.75)	0.00
11000-2100-52314-4040-001752-1211-00000	Operational-Vision	\$0.00	\$0.00	\$0.00	\$2.25	(\$2.25)	0.00
11000-2100-52314-4040-001752-1214-00000	Operational-Vision	\$0.00	\$9.00	\$0.00	\$5.46	\$3.54	0.00
11000-2100-52315-0000-001752-1211-00000	Operational-Disability	\$0.00	\$293.00	\$0.00	\$124.54	\$168.46	0.00
11000-2100-52315-2000-001752-1211-00000	Operational-Disability	\$0.00	\$216.00	\$0.00	\$0.00	\$216.00	0.00
11000-2100-52315-2000-001752-1214-00000	Operational-Disability	\$0.00	\$150.00	\$0.00	\$161.72	(\$11.72)	0.00
11000-2100-52315-4025-001752-1214-00000	Operational-Disability	\$0.00	\$47.00	\$0.00	\$39.69	\$7.31	0.00
11000-2100-52315-4040-001752-1211-00000	Operational-Disability	\$0.00	\$0.00	\$0.00	\$6.50	(\$6.50)	0.00
11000-2100-52315-4040-001752-1214-00000	Operational-Disability	\$0.00	\$15.00	\$0.00	\$8.58	\$6.42	0.00

11000-2100-52500-0000-001752-1211-00000	Operational-Unemployment Compensation	\$3.48	\$186.00	\$3.48	\$182.93	(\$0.41)	1.87
11000-2100-52500-0000-001752-1216-00000	Operational-Unemployment Compensation	\$0.00	\$24.00	\$0.00	\$4.34	\$19.66	0.00
11000-2100-52500-0000-001752-1217-00000	Operational-Unemployment Compensation	\$0.00	\$48.00	\$0.00	\$86.16	(\$38.16)	0.00
11000-2100-52500-0000-001752-1218-00000	Operational-Unemployment Compensation	\$0.00	\$95.00	\$0.00	\$0.00	\$95.00	0.00
11000-2100-52500-2000-001752-1211-00000	Operational-Unemployment Compensation	\$7.19	\$72.00	\$7.19	\$63.81	\$1.00	9.98
11000-2100-52500-2000-001752-1214-00000	Operational-Unemployment Compensation	\$0.00	\$91.00	\$0.00	\$89.97	\$1.03	0.00
11000-2100-52500-4025-001752-1214-00000	Operational-Unemployment Compensation	\$0.00	\$34.00	\$0.00	\$37.86	(\$3.86)	0.00
11000-2100-52500-4040-001752-1211-00000	Operational-Unemployment Compensation	\$0.18	\$0.00	\$0.18	\$4.55	(\$4.73)	0.00
11000-2100-52500-4040-001752-1214-00000	Operational-Unemployment Compensation	\$0.00	\$10.00	\$0.00	\$4.74	\$5.26	0.00
11000-2100-52710-0000-001752-1211-00000	Operational-Workers Compensation Premium	\$1,974.58	\$2,031.00	\$1,974.58	\$0.00	\$56.42	97.22
11000-2100-52710-0000-001752-1216-00000	Operational-Workers Compensation Premium	\$169.17	\$174.00	\$169.17	\$0.00	\$4.83	97.22
11000-2100-52710-0000-001752-1217-00000	Operational-Workers Compensation Premium	\$338.33	\$348.00	\$338.33	\$0.00	\$9.67	97.22
11000-2100-52710-0000-001752-1218-00000	Operational-Workers Compensation Premium	\$1,216.25	\$1,251.00	\$1,216.25	\$0.00	\$34.75	97.22
11000-2100-52710-2000-001752-1211-00000	Operational-Workers Compensation Premium	\$0.00	\$788.00	\$0.00	\$0.00	\$788.00	0.00
11000-2100-52710-2000-001752-1214-00000	Operational-Workers Compensation Premium	\$1,065.55	\$1,096.00	\$1,065.55	\$0.00	\$30.45	97.22
11000-2100-52710-4025-001752-1214-00000	Operational-Workers Compensation Premium	\$355.83	\$366.00	\$355.83	\$0.00	\$10.17	97.22
11000-2100-52710-4040-001752-1214-00000	Operational-Workers Compensation Premium	\$103.06	\$106.00	\$103.06	\$0.00	\$2.94	97.22
11000-2100-52720-0000-001752-1211-00000	Operational-Workers Compensation Employer's Fee	\$0.00	\$20.00	\$0.00	\$9.04	\$10.96	0.00
11000-2100-52720-0000-001752-1216-00000	Operational-Workers Compensation Employer's Fee	\$0.00	\$3.00	\$0.00	\$0.20	\$2.80	0.00
11000-2100-52720-0000-001752-1217-00000	Operational-Workers Compensation Employer's Fee	\$0.00	\$5.00	\$0.00	\$4.18	\$0.82	0.00
11000-2100-52720-0000-001752-1218-00000	Operational-Workers Compensation Employer's Fee	\$0.00	\$10.00	\$0.00	\$0.00	\$10.00	0.00
11000-2100-52720-2000-001752-1211-00000	Operational-Workers Compensation Employer's Fee	\$0.00	\$8.00	\$0.00	\$0.00	\$8.00	0.00
11000-2100-52720-2000-001752-1214-00000	Operational-Workers Compensation Employer's Fee	\$0.00	\$10.00	\$0.00	\$4.38	\$5.62	0.00
11000-2100-52720-4025-001752-1214-00000	Operational-Workers Compensation Employer's Fee	\$0.00	\$4.00	\$0.00	\$1.84	\$2.16	0.00
11000-2100-52720-4040-001752-1211-00000	Operational-Workers Compensation Employer's Fee	\$0.00	\$0.00	\$0.00	\$0.24	(\$0.24)	0.00
11000-2100-52720-4040-001752-1214-00000	Operational-Workers Compensation Employer's Fee	\$0.00	\$2.00	\$0.00	\$0.22	\$1.78	0.00
11000-2100-53211-2000-001752-0000-00000	Diagnosticians - Contracted	\$0.00	\$10,000.00	\$0.00	\$10,000.00	\$0.00	0.00
11000-2100-53212-2000-001752-0000-00000	Speech Therapists - Contracted	\$0.00	\$8,500.00	\$0.00	\$0.00	\$8,500.00	0.00
11000-2100-53215-2000-001752-0000-00000	Operational-Psychologists/Counselors - Contracted	\$0.00	\$1,500.00	\$0.00	\$1,500.00	\$0.00	0.00



11000-2100-53330-0000-001752-0000-00000	Operational-Professional Development	\$0.00	\$2,616.00	\$0.00	\$116.00	\$2,500.00	0.00
11000-2100-53414-2000-001752-0000-00000	Operational-Other Services	\$0.00	\$10,000.00	\$0.00	\$10,000.00	\$0.00	0.00
11000-2100-53711-0000-001752-0000-00000	Operational-Other Charges	\$0.00	\$750.00	\$0.00	\$750.00	\$0.00	0.00
11000-2100-55813-0000-001752-0000-00000	Employee Travel - Non-Teachers	\$0.00	\$500.00	\$0.00	\$0.00	\$500.00	0.00
11000-2100-55915-0000-001752-0000-00000	Operational-Other Contract Services	\$0.00	\$7,050.00	\$0.00	\$6,364.60	\$685.40	0.00
11000-2100-56113-0000-001752-0000-00000	Operational-Software	\$0.00	\$3,000.00	\$0.00	\$14,235.00	(\$11,235.00)	0.00
11000-2100-56113-2000-001752-0000-00000	Operational-Software	\$0.00	\$2,900.00	\$0.00	\$2,900.00	\$0.00	0.00
11000-2100-56118-0000-001752-0000-00000	General Supplies and Materials	\$57.77	\$3,500.00	\$57.77	\$1,000.00	\$2,442.23	1.65
<b>Subtotal of Element: [Function] 2100 - Support Services-Students</b>		<b>\$36,815.34</b>	<b>\$676,357.00</b>	<b>\$36,815.34</b>	<b>\$532,959.12</b>	<b>\$106,582.54</b>	<b>5.44</b>
11000-2200-51100-0000-001752-1211-00000	Operational-Salaries Expense	\$6,923.08	\$90,000.00	\$6,923.08	\$83,076.92	\$0.00	7.69
11000-2200-52111-0000-001752-1211-00000	Operational-Educational Retirement	\$1,187.30	\$15,435.00	\$1,187.30	\$14,247.59	\$0.11	7.69
11000-2200-52112-0000-001752-1211-00000	Operational-ERA - Retiree Health	\$138.46	\$1,800.00	\$138.46	\$1,661.52	\$0.02	7.69
11000-2200-52210-0000-001752-1211-00000	Operational-FICA Payments	\$416.60	\$5,580.00	\$416.60	\$4,667.63	\$495.77	7.46
11000-2200-52220-0000-001752-1211-00000	Operational-Medicare Payments	\$97.43	\$1,305.00	\$97.43	\$1,091.56	\$116.01	7.46
11000-2200-52311-0000-001752-1211-00000	Operational-Health and Medical Premiums	\$0.00	\$3,474.00	\$0.00	\$7,516.23	(\$4,042.23)	0.00
11000-2200-52312-0000-001752-1211-00000	Operational-Life	\$0.00	\$57.00	\$0.00	\$65.75	(\$8.75)	0.00
11000-2200-52313-0000-001752-1211-00000	Operational-Dental	\$0.00	\$104.00	\$0.00	\$115.03	(\$11.03)	0.00
11000-2200-52314-0000-001752-1211-00000	Operational-Vision	\$6.35	\$46.00	\$6.35	\$78.75	(\$39.10)	13.80
11000-2200-52315-0000-001752-1211-00000	Operational-Disability	\$0.00	\$178.00	\$0.00	\$185.25	(\$7.25)	0.00
11000-2200-52500-0000-001752-1211-00000	Operational-Unemployment Compensation	\$0.00	\$95.00	\$0.00	\$94.71	\$0.29	0.00
11000-2200-52710-0000-001752-1211-00000	Operational-Workers Compensation Premium	\$1,216.25	\$1,251.00	\$1,216.25	\$0.00	\$34.75	97.22
11000-2200-52720-0000-001752-1211-00000	Operational-Workers Compensation Employer's Fee	\$0.00	\$10.00	\$0.00	\$4.60	\$5.40	0.00
11000-2200-56113-0000-001752-0000-00000	Operational-Software	\$0.00	\$5,000.00	\$0.00	\$5,000.00	\$0.00	0.00
11000-2200-56118-0000-001752-0000-00000	Operational-General Supplies and Materials	\$0.00	\$3,000.00	\$0.00	\$0.00	\$3,000.00	0.00
<b>Subtotal of Element: [Function] 2200 - Support Services-Instruction</b>		<b>\$9,985.47</b>	<b>\$127,335.00</b>	<b>\$9,985.47</b>	<b>\$117,805.54</b>	<b>(\$456.01)</b>	<b>7.84</b>
11000-2300-51100-0000-001752-1111-00000	Operational-Salaries Expense	\$9,615.38	\$125,000.00	\$9,615.38	\$115,384.62	\$0.00	7.69
11000-2300-52111-0000-001752-1111-00000	Operational-Educational Retirement	\$1,649.04	\$21,438.00	\$1,649.04	\$19,788.48	\$0.48	7.69
11000-2300-52112-0000-001752-1111-00000	Operational-ERA - Retiree Health	\$192.30	\$2,500.00	\$192.30	\$2,307.82	(\$0.12)	7.69
11000-2300-52210-0000-001752-1111-00000	Operational-FICA Payments	\$572.13	\$7,750.00	\$572.13	\$6,553.09	\$624.78	7.38
11000-2300-52220-0000-001752-1111-00000	Operational-Medicare Payments	\$133.80	\$1,813.00	\$133.80	\$1,532.52	\$146.68	7.38
11000-2300-52311-0000-001752-1111-00000	Operational-Health and Medical Premiums	\$0.00	\$14,027.00	\$0.00	\$13,784.25	\$242.75	0.00
11000-2300-52312-0000-001752-1111-00000	Operational-Life	\$0.00	\$57.00	\$0.00	\$65.75	(\$8.75)	0.00
11000-2300-52313-0000-001752-1111-00000	Operational-Dental	\$0.00	\$616.00	\$0.00	\$641.50	(\$25.50)	0.00
11000-2300-52314-0000-001752-1111-00000	Operational-Vision	\$0.00	\$102.00	\$0.00	\$106.25	(\$4.25)	0.00
11000-2300-52315-0000-001752-1111-00000	Operational-Disability	\$0.00	\$206.00	\$0.00	\$213.75	(\$7.75)	0.00

11000-2300-52500-0000-001752-1111-00000	Operational-Unemployment Compensation	\$0.00	\$95.00	\$0.00	\$94.71	\$0.29	0.00
11000-2300-52710-0000-001752-1111-00000	Operational-Workers Compensation Premium	\$1,689.72	\$1,738.00	\$1,689.72	\$0.00	\$48.28	97.22
11000-2300-52720-0000-001752-1111-00000	Operational-Workers Compensation Employer's Fee	\$0.00	\$10.00	\$0.00	\$4.60	\$5.40	0.00
11000-2300-53330-0000-001752-0000-00000	Operational-Professional Development	\$0.00	\$1,000.00	\$0.00	\$0.00	\$1,000.00	0.00
11000-2300-53411-0000-001752-0000-00000	Auditing	\$0.00	\$20,000.00	\$0.00	\$22,830.00	(\$2,830.00)	0.00
11000-2300-53413-0000-001752-0000-00000	Legal	\$0.00	\$39,600.00	\$0.00	\$39,600.00	\$0.00	0.00
11000-2300-53414-0000-001752-0000-00000	Operational-Other Services	\$0.00	\$16,660.00	\$0.00	\$11,640.00	\$5,020.00	0.00
11000-2300-53711-0000-001752-0000-00000	Operational-Other Charges	\$0.00	\$1,500.00	\$0.00	\$2,900.00	(\$1,400.00)	0.00
11000-2300-55400-0000-001752-0000-00000	Operational-Advertising	\$5,043.81	\$25,000.00	\$5,043.81	\$5,747.63	\$14,208.56	20.17
11000-2300-55812-0000-001752-0000-00000	Board Training	\$0.00	\$1,000.00	\$0.00	\$0.00	\$1,000.00	0.00
11000-2300-56118-0000-001752-0000-00000	Operational-General Supplies and Materials	\$0.00	\$1,000.00	\$0.00	\$0.00	\$1,000.00	0.00
<b>Subtotal of Element: [Function] 2300 - Support Services-General Administration</b>		<b>\$18,896.18</b>	<b>\$281,112.00</b>	<b>\$18,896.18</b>	<b>\$243,194.97</b>	<b>\$19,020.85</b>	<b>6.72</b>
11000-2400-51100-0000-001752-1217-00000	Salaries Expense: Secretarial/Clerical/Technical Assistants	\$2,176.92	\$38,300.00	\$2,176.92	\$26,123.08	\$10,000.00	5.68
11000-2400-52111-0000-001752-1217-00000	Operational-Educational Retirement	\$373.34	\$6,569.00	\$373.34	\$4,480.05	\$1,715.61	5.68
11000-2400-52112-0000-001752-1217-00000	Operational-ERA - Retiree Health	\$43.56	\$766.00	\$43.56	\$522.72	\$199.72	5.68
11000-2400-52210-0000-001752-1217-00000	Operational-FICA Payments	\$134.96	\$2,375.00	\$134.96	\$1,619.51	\$620.53	5.68
11000-2400-52220-0000-001752-1217-00000	Operational-Medicare Payments	\$31.58	\$557.00	\$31.58	\$378.96	\$146.46	5.66
11000-2400-52311-0000-001752-1217-00000	Operational-Health and Medical Premiums	\$0.00	\$8,169.00	\$0.00	\$0.00	\$8,169.00	0.00
11000-2400-52312-0000-001752-1217-00000	Operational-Life	\$0.00	\$72.00	\$0.00	\$74.13	(\$2.13)	0.00
11000-2400-52313-0000-001752-1217-00000	Operational-Dental	\$0.00	\$309.00	\$0.00	\$0.00	\$309.00	0.00
11000-2400-52314-0000-001752-1217-00000	Operational-Vision	\$0.00	\$102.00	\$0.00	\$0.00	\$102.00	0.00
11000-2400-52315-0000-001752-1217-00000	Operational-Disability	\$0.00	\$288.00	\$0.00	\$0.00	\$288.00	0.00
11000-2400-52500-0000-001752-1217-00000	Operational-Unemployment Compensation	\$6.54	\$119.00	\$6.54	\$82.69	\$29.77	5.49
11000-2400-52710-0000-001752-1217-00000	Operational-Workers Compensation Premium	\$518.19	\$533.00	\$518.19	\$0.00	\$14.81	97.22
11000-2400-52720-0000-001752-1217-00000	Operational-Workers Compensation Employer's Fee	\$0.00	\$13.00	\$0.00	\$4.82	\$8.18	0.00
11000-2400-53330-0000-001752-0000-00000	Operational-Professional Development	\$0.00	\$0.00	\$0.00	\$1,400.00	(\$1,400.00)	0.00
11000-2400-53711-0000-001752-0000-00000	Operational-Other Charges	\$0.00	\$500.00	\$0.00	\$0.00	\$500.00	0.00
11000-2400-54610-0000-001752-0000-00000	Operational-Rental - Land and Buildings	\$1,580.00	\$3,500.00	\$1,580.00	\$250.00	\$1,670.00	45.14
11000-2400-55813-0000-001752-0000-00000	Operational-Employee Travel - Non-Teachers	\$0.00	\$500.00	\$0.00	\$0.00	\$500.00	0.00
11000-2400-55915-0000-001752-0000-00000	Operational-Other Contract Services	\$0.00	\$4,000.00	\$0.00	\$0.00	\$4,000.00	0.00
11000-2400-56118-0000-001752-0000-00000	General Supplies and Materials	\$0.00	\$3,250.00	\$0.00	\$0.00	\$3,250.00	0.00
<b>Subtotal of Element: [Function] 2400 - Support Services-School Administration</b>		<b>\$4,865.09</b>	<b>\$69,922.00</b>	<b>\$4,865.09</b>	<b>\$34,935.96</b>	<b>\$30,120.95</b>	<b>6.96</b>
11000-2500-53414-0000-001752-0000-00000	Operational-Other Services	\$0.00	\$156,768.00	\$0.00	\$175,193.04	(\$18,425.04)	0.00



11000-2500-53711-0000-001752-0000-00000	Other Charges	\$0.00	\$1,160.00	\$0.00	\$60.00	\$1,100.00	0.00
11000-2500-54311-0000-001752-0000-00000	Operational-Maintenance & Repair Furniture/Fixtures/Equipment	\$0.00	\$5,000.00	\$0.00	\$5,000.00	\$0.00	0.00
11000-2500-54320-0000-001752-0000-00000	Operational-Technology-Related Repairs and Maintenance	\$0.00	\$37,000.00	\$0.00	\$0.00	\$37,000.00	0.00
11000-2500-54630-0000-001752-0000-00000	Operational-Rentals - Computers and Related Equipment	\$0.00	\$800.00	\$0.00	\$0.00	\$800.00	0.00
11000-2500-55400-0000-001752-0000-00000	Operational-Advertising	\$0.00	\$1,500.00	\$0.00	\$0.00	\$1,500.00	0.00
11000-2500-56113-0000-001752-0000-00000	Operational-Software	\$15,700.96	\$18,225.00	\$15,700.96	\$2,725.00	(\$200.96)	86.15
11000-2500-56118-0000-001752-0000-00000	General Supplies and Materials	\$49.99	\$2,453.00	\$49.99	\$600.00	\$1,803.01	2.03
11000-2500-57331-0000-001752-0000-00000	Operational-Fixed Assets (More Than \$5,000)	\$0.00	\$316,763.00	\$0.00	\$0.00	\$316,763.00	0.00
<b>Subtotal of Element: [Function] 2500 - Central Services</b>		<b>\$15,750.95</b>	<b>\$539,669.00</b>	<b>\$15,750.95</b>	<b>\$183,578.04</b>	<b>\$340,340.01</b>	<b>2.92</b>
11000-2600-53711-0000-001752-0000-00000	Operational-Other Charges	\$120.00	\$25.00	\$120.00	\$25.00	(\$120.00)	480.00
11000-2600-54312-0000-001752-0000-00000	Operational-Maintenance & Repair - Buildings And Grounds	\$512.43	\$5,000.00	\$512.43	\$4,487.57	\$0.00	10.24
11000-2600-54313-0000-001752-0000-00000	Operational-Maintenance & Repair - Vehicles	\$0.00	\$2,500.00	\$0.00	\$0.00	\$2,500.00	0.00
11000-2600-54411-0000-001752-0000-00000	Electricity	\$1,080.48	\$22,000.00	\$1,080.48	\$20,919.52	\$0.00	4.91
11000-2600-54412-0000-001752-0000-00000	Natural Gas (Buildings)	\$0.00	\$2,500.00	\$0.00	\$0.00	\$2,500.00	0.00
11000-2600-54415-0000-001752-0000-00000	Water/Sewage	\$692.89	\$5,000.00	\$692.89	\$4,307.11	\$0.00	13.85
11000-2600-54416-0000-001752-0000-00000	Communication Services	\$1,559.57	\$12,386.00	\$1,559.57	\$10,936.43	(\$110.00)	12.59
11000-2600-54610-0000-001752-0000-00000	Rental - Land and Buildings	\$40,019.00	\$240,960.00	\$40,019.00	\$200,941.00	\$0.00	16.60
11000-2600-55200-0000-001752-0000-00000	Property/Liability Insurance	\$19,698.00	\$19,749.00	\$19,698.00	\$0.00	\$51.00	99.74
11000-2600-55915-0000-001752-0000-00000	Other Contract Services	\$113.61	\$26,544.00	\$113.61	\$28,630.39	(\$2,200.00)	0.42
11000-2600-56118-0000-001752-0000-00000	General Supplies and Materials	\$0.00	\$20,000.00	\$0.00	\$0.00	\$20,000.00	0.00
11000-2600-56119-0000-001752-0000-00000	Operational-Supply Assets (\$5,000 or Less)	\$0.00	\$1,600.00	\$0.00	\$0.00	\$1,600.00	0.00
11000-2600-56211-0000-001752-0000-00000	Operational-Gasoline	\$0.00	\$1,200.00	\$0.00	\$500.00	\$700.00	0.00
<b>Subtotal of Element: [Function] 2600 - Operation &amp; Maintenance of Plant</b>		<b>\$63,795.98</b>	<b>\$359,464.00</b>	<b>\$63,795.98</b>	<b>\$270,747.02</b>	<b>\$24,921.00</b>	<b>17.75</b>
11000-2700-56215-0000-001752-0000-00000	Tires	\$0.00	\$1,000.00	\$0.00	\$0.00	\$1,000.00	0.00
11000-2700-56216-0000-001752-0000-00000	Maintenance Supplies/ Parts	\$0.00	\$500.00	\$0.00	\$0.00	\$500.00	0.00
<b>Subtotal of Element: [Function] 2700 - Student Transportation</b>		<b>\$0.00</b>	<b>\$1,500.00</b>	<b>\$0.00</b>	<b>\$0.00</b>	<b>\$1,500.00</b>	<b>0.00</b>
11000-3100-53330-0000-001752-0000-00000	Operational-Professional Development	\$0.00	\$200.00	\$0.00	\$0.00	\$200.00	0.00
11000-3100-56116-0000-001752-0000-00000	Operational-Food	\$0.00	\$500.00	\$0.00	\$0.00	\$500.00	0.00
<b>Subtotal of Element: [Function] 3100 - Food Services Operations</b>		<b>\$0.00</b>	<b>\$700.00</b>	<b>\$0.00</b>	<b>\$0.00</b>	<b>\$700.00</b>	<b>0.00</b>
11000-4000-57200-0000-001752-0000-00000	Operational-Buildings Purchase	\$0.00	\$1,660,000.00	\$0.00	\$0.00	\$1,660,000.00	0.00
<b>Subtotal of Element: [Function] 4000 - Capital Outlay</b>		<b>\$0.00</b>	<b>\$1,660,000.00</b>	<b>\$0.00</b>	<b>\$0.00</b>	<b>\$1,660,000.00</b>	<b>0.00</b>
<b>Subtotal of Element: [Fund] 11000 - Operational</b>		<b>\$182,252.80</b>	<b>\$5,498,050.00</b>	<b>\$182,252.80</b>	<b>\$2,070,618.78</b>	<b>\$3,245,178.42</b>	<b>3.31</b>

23000-1000-56118-9000-001752-0000-00000	Non-Instructional Support-General Supplies and Materials	\$0.00	\$2,443.00	\$0.00	\$0.00	\$2,443.00	0.00
<b>Subtotal of Element: [Function] 1000 - Instruction</b>		<b>\$0.00</b>	<b>\$2,443.00</b>	<b>\$0.00</b>	<b>\$0.00</b>	<b>\$2,443.00</b>	<b>0.00</b>
<b>Subtotal of Element: [Fund] 23000 - Non-Instructional Support</b>		<b>\$0.00</b>	<b>\$2,443.00</b>	<b>\$0.00</b>	<b>\$0.00</b>	<b>\$2,443.00</b>	<b>0.00</b>
24101-1000-51100-1010-001752-1411-00000	Title I - IASA-Salaries Expense	\$2,883.77	\$74,978.00	\$2,883.77	\$72,094.24	(\$0.01)	3.84
24101-1000-52111-1010-001752-1411-00000	Title I - IASA-Educational Retirement	\$494.57	\$12,859.00	\$494.57	\$12,139.46	\$224.97	3.84
24101-1000-52112-1010-001752-1411-00000	Title I - IASA-ERA - Retiree Health	\$57.68	\$1,500.00	\$57.68	\$1,415.67	\$26.65	3.84
24101-1000-52210-1010-001752-1411-00000	Title I - IASA-FICA Payments	\$178.79	\$4,964.00	\$178.79	\$4,627.72	\$157.49	3.60
24101-1000-52220-1010-001752-1411-00000	Title I - IASA-Medicare Payments	\$41.82	\$1,088.00	\$41.82	\$1,082.34	(\$36.16)	3.84
24101-1000-52311-1010-001752-1411-00000	Title I - IASA-Health and Medical Premiums	\$0.00	\$6,565.00	\$0.00	\$2,728.81	\$3,836.19	0.00
24101-1000-52312-1010-001752-1411-00000	Title I - IASA-Life	\$0.00	\$51.00	\$0.00	\$59.75	(\$8.75)	0.00
24101-1000-52313-1010-001752-1411-00000	Title I - IASA-Dental	\$0.00	\$353.00	\$0.00	\$195.00	\$158.00	0.00
24101-1000-52500-1010-001752-1411-00000	Title I - IASA-Unemployment Compensation	\$0.00	\$86.00	\$0.00	\$86.06	(\$0.06)	0.00
24101-1000-52720-1010-001752-1411-00000	Title I - IASA-Workers Compensation Employer's Fee	\$0.00	\$9.00	\$0.00	\$4.18	\$4.82	0.00
<b>Subtotal of Element: [Function] 1000 - Instruction</b>		<b>\$3,656.63</b>	<b>\$102,453.00</b>	<b>\$3,656.63</b>	<b>\$94,433.23</b>	<b>\$4,363.14</b>	<b>3.57</b>
24101-2100-51100-0000-001752-1214-00000	Title I - IASA-Salaries Expense	\$1,732.50	\$45,045.00	\$1,732.50	\$43,312.50	\$0.00	3.84
24101-2100-52111-0000-001752-1214-00000	Title I - IASA-Educational Retirement	\$297.13	\$7,726.00	\$297.13	\$7,428.25	\$0.62	3.84
24101-2100-52112-0000-001752-1214-00000	Title I - IASA-ERA - Retiree Health	\$34.65	\$901.00	\$34.65	\$866.25	\$0.10	3.84
24101-2100-52210-0000-001752-1214-00000	Title I - IASA-FICA Payments	\$107.42	\$3,179.00	\$107.42	\$2,550.56	\$521.02	3.37
24101-2100-52220-0000-001752-1214-00000	Title I - IASA-Medicare Payments	\$25.12	\$654.00	\$25.12	\$596.54	\$32.34	3.84
24101-2100-52311-0000-001752-1214-00000	Title I - IASA-Health and Medical Premiums	\$0.00	\$285.00	\$0.00	\$3,071.90	(\$2,786.90)	0.00
24101-2100-52312-0000-001752-1214-00000	Title I - IASA-Life	\$0.00	\$34.00	\$0.00	\$41.08	(\$7.08)	0.00
24101-2100-52313-0000-001752-1214-00000	Title I - IASA-Dental	\$0.00	\$124.00	\$0.00	\$133.90	(\$9.90)	0.00
24101-2100-52314-0000-001752-1214-00000	Title I - IASA-Vision	\$0.00	\$28.00	\$0.00	\$28.25	(\$0.25)	0.00
24101-2100-52315-0000-001752-1214-00000	Title I - IASA-Disability	\$0.00	\$81.00	\$0.00	\$59.62	\$21.38	0.00
24101-2100-52500-0000-001752-1214-00000	Title I - IASA-Unemployment Compensation	\$0.00	\$57.00	\$0.00	\$56.84	\$0.16	0.00
24101-2100-52720-0000-001752-1214-00000	Title I - IASA-Workers Compensation Employer's Fee	\$0.00	\$6.00	\$0.00	\$2.76	\$3.24	0.00
24101-2100-53711-0000-001752-0000-00000	Title I - IASA-Other Charges	\$0.00	\$200.00	\$0.00	\$0.00	\$200.00	0.00
24101-2100-56113-0000-001752-0000-00000	Title I - IASA-Software	\$0.00	\$80.00	\$0.00	\$80.00	\$0.00	0.00
24101-2100-56118-0000-001752-0000-00000	0	\$0.00	\$1,057.00	\$0.00	\$0.00	\$1,057.00	0.00
<b>Subtotal of Element: [Function] 2100 - Support Services-Students</b>		<b>\$2,196.82</b>	<b>\$59,457.00</b>	<b>\$2,196.82</b>	<b>\$58,228.45</b>	<b>(\$968.27)</b>	<b>3.69</b>
<b>Subtotal of Element: [Fund] 24101 - Title I - IASA</b>		<b>\$5,853.45</b>	<b>\$161,910.00</b>	<b>\$5,853.45</b>	<b>\$152,661.68</b>	<b>\$3,394.87</b>	<b>3.62</b>
24106-1000-51100-2000-001752-1412-00000	Salaries Expense: Teachers- Special Education	\$1,356.83	\$41,422.00	\$1,356.83	\$33,920.73	\$6,144.44	3.27
24106-1000-52111-2000-001752-1412-00000	Entitlement IDEA-B-Educational Retirement	\$232.69	\$6,276.00	\$232.69	\$5,817.24	\$226.07	3.70
24106-1000-52112-2000-001752-1412-00000	Entitlement IDEA-B-ERA - Retiree Health	\$27.14	\$829.00	\$27.14	\$678.50	\$123.36	3.27

24106-1000-52210-2000-001752-1412-00000	Entitlement IDEA-B-FICA Payments	\$84.12	\$2,700.00	\$84.12	\$0.00	\$2,615.88	3.11
24106-1000-52220-2000-001752-1412-00000	Entitlement IDEA-B-Medicare Payments	\$19.67	\$601.00	\$19.67	\$463.67	\$117.66	3.27
24106-1000-52311-2000-001752-1412-00000	Entitlement IDEA-B-Health and Medical Premiums	\$0.00	\$3,575.00	\$0.00	\$2,773.42	\$801.58	0.00
24106-1000-52312-2000-001752-1412-00000	Entitlement IDEA-B-Life	\$0.00	\$40.00	\$0.00	\$36.92	\$3.08	0.00
24106-1000-52313-2000-001752-1412-00000	Entitlement IDEA-B-Dental	\$0.00	\$145.00	\$0.00	\$120.90	\$24.10	0.00
24106-1000-52314-2000-001752-1412-00000	Entitlement IDEA-B-Vision	\$0.00	\$32.00	\$0.00	\$26.52	\$5.48	0.00
24106-1000-52500-2000-001752-1412-00000	Entitlement IDEA-B-Unemployment Compensation	\$0.00	\$63.00	\$0.00	\$51.30	\$11.70	0.00
24106-1000-52710-2000-001752-1412-00000	Entitlement IDEA-B-Workers Compensation Premium	\$0.00	\$169.00	\$0.00	\$0.00	\$169.00	0.00
24106-1000-52720-2000-001752-1412-00000	Entitlement IDEA-B-Workers Compensation Employer's Fee	\$0.00	\$7.00	\$0.00	\$2.50	\$4.50	0.00
<b>Subtotal of Element: [Function] 1000 - Instruction</b>		<b>\$1,720.45</b>	<b>\$55,859.00</b>	<b>\$1,720.45</b>	<b>\$43,891.70</b>	<b>\$10,246.85</b>	<b>3.08</b>
<b>Subtotal of Element: [Fund] 24106 - Entitlement IDEA-B</b>		<b>\$1,720.45</b>	<b>\$55,859.00</b>	<b>\$1,720.45</b>	<b>\$43,891.70</b>	<b>\$10,246.85</b>	<b>3.08</b>
24153-1000-56118-1010-001752-0000-00000	English Language Acquisition-General Supplies and Materials	\$0.00	\$2,800.00	\$0.00	\$0.00	\$2,800.00	0.00
<b>Subtotal of Element: [Function] 1000 - Instruction</b>		<b>\$0.00</b>	<b>\$2,800.00</b>	<b>\$0.00</b>	<b>\$0.00</b>	<b>\$2,800.00</b>	<b>0.00</b>
<b>Subtotal of Element: [Fund] 24153 - English Language Acquisition</b>		<b>\$0.00</b>	<b>\$2,800.00</b>	<b>\$0.00</b>	<b>\$0.00</b>	<b>\$2,800.00</b>	<b>0.00</b>
24154-1000-51300-1010-001752-1411-00000	Teacher/Principal Training & Recruiting-Additional Compensation	\$0.00	\$5,400.00	\$0.00	\$0.00	\$5,400.00	0.00
24154-1000-52111-1010-001752-1411-00000	Teacher/Principal Training & Recruiting-Educational Retirement	\$0.00	\$182.00	\$0.00	\$0.00	\$182.00	0.00
24154-1000-52112-1010-001752-1411-00000	Teacher/Principal Training & Recruiting-ERA - Retiree Health	\$0.00	\$24.00	\$0.00	\$0.00	\$24.00	0.00
24154-1000-52210-1010-001752-1411-00000	Teacher/Principal Training & Recruiting-FICA Payments	\$0.00	\$376.00	\$0.00	\$0.00	\$376.00	0.00
24154-1000-52220-1010-001752-1411-00000	Teacher/Principal Training & Recruiting-Medicare Payments	\$0.00	\$79.00	\$0.00	\$0.00	\$79.00	0.00
24154-1000-53330-1010-001752-0000-00000	Teacher/Principal Training & Recruiting-Professional Development	\$1,618.13	\$7,439.00	\$1,618.13	\$3,783.87	\$2,037.00	21.75
<b>Subtotal of Element: [Function] 1000 - Instruction</b>		<b>\$1,618.13</b>	<b>\$13,500.00</b>	<b>\$1,618.13</b>	<b>\$3,783.87</b>	<b>\$8,098.00</b>	<b>11.99</b>
<b>Subtotal of Element: [Fund] 24154 - Teacher/Principal Training &amp; Recruiting</b>		<b>\$1,618.13</b>	<b>\$13,500.00</b>	<b>\$1,618.13</b>	<b>\$3,783.87</b>	<b>\$8,098.00</b>	<b>11.99</b>
24174-1000-56118-3000-001752-0000-00000	Carl D Perkins Secondary - Current-General Supplies and Materials	\$0.00	\$9,440.00	\$0.00	\$0.00	\$9,440.00	0.00
<b>Subtotal of Element: [Function] 1000 - Instruction</b>		<b>\$0.00</b>	<b>\$9,440.00</b>	<b>\$0.00</b>	<b>\$0.00</b>	<b>\$9,440.00</b>	<b>0.00</b>
<b>Subtotal of Element: [Fund] 24174 - Carl D Perkins Secondary - Current</b>		<b>\$0.00</b>	<b>\$9,440.00</b>	<b>\$0.00</b>	<b>\$0.00</b>	<b>\$9,440.00</b>	<b>0.00</b>
24309-2100-51300-0000-001752-1211-00000	CRRSA - SEL-Additional Compensation	\$2,500.00	\$0.00	\$2,500.00	\$0.00	(\$2,500.00)	0.00
24309-2100-52111-0000-001752-1211-00000	CRRSA - SEL-Educational Retirement	\$428.75	\$0.00	\$428.75	\$0.00	(\$428.75)	0.00
24309-2100-52112-0000-001752-1211-00000	CRRSA - SEL-ERA - Retiree Health	\$50.00	\$0.00	\$50.00	\$0.00	(\$50.00)	0.00

24309-2100-52210-0000-001752-1211-00000	CRRSA - SEL-FICA Payments	\$153.36	\$0.00	\$153.36	\$0.00	(\$153.36)	0.00
24309-2100-52220-0000-001752-1211-00000	CRRSA - SEL-Medicare Payments	\$35.87	\$0.00	\$35.87	\$0.00	(\$35.87)	0.00
24309-2100-56118-0000-001752-0000-00000	CRRSA - SEL-General Supplies and Materials	\$4,221.36	\$0.00	\$4,221.36	\$0.00	(\$4,221.36)	0.00
<b>Subtotal of Element: [Function] 2100 - Support Services-Students</b>		<b>\$7,389.34</b>	<b>\$0.00</b>	<b>\$7,389.34</b>	<b>\$0.00</b>	<b>(\$7,389.34)</b>	<b>0.00</b>
<b>Subtotal of Element: [Fund] 24309 - CRRSA - SEL</b>		<b>\$7,389.34</b>	<b>\$0.00</b>	<b>\$7,389.34</b>	<b>\$0.00</b>	<b>(\$7,389.34)</b>	<b>0.00</b>
24330-1000-51100-1010-001752-1411-00000	CRRSA, ESSER III-Salaries Expense	\$0.00	\$71,488.00	\$0.00	\$0.00	\$71,488.00	0.00
24330-1000-51100-4040-001752-1411-00000	CRRSA, ESSER III-Salaries Expense	\$0.00	\$3,763.00	\$0.00	\$0.00	\$3,763.00	0.00
24330-1000-51300-1010-001752-1411-00000	CRRSA, ESSER III-Additional Compensation	\$0.00	\$5,000.00	\$0.00	\$0.00	\$5,000.00	0.00
24330-1000-52111-1010-001752-1411-00000	CRRSA, ESSER III-Educational Retirement	\$0.00	\$13,119.00	\$0.00	\$0.00	\$13,119.00	0.00
24330-1000-52111-4040-001752-1411-00000	CRRSA, ESSER III-Educational Retirement	\$0.00	\$646.00	\$0.00	\$0.00	\$646.00	0.00
24330-1000-52112-1010-001752-1411-00000	CRRSA, ESSER III-ERA - Retiree Health	\$0.00	\$1,531.00	\$0.00	\$0.00	\$1,531.00	0.00
24330-1000-52112-4040-001752-1411-00000	CRRSA, ESSER III-ERA - Retiree Health	\$0.00	\$76.00	\$0.00	\$0.00	\$76.00	0.00
24330-1000-52210-1010-001752-1411-00000	CRRSA, ESSER III-FICA Payments	\$0.00	\$4,743.00	\$0.00	\$0.00	\$4,743.00	0.00
24330-1000-52210-4040-001752-1411-00000	CRRSA, ESSER III-FICA Payments	\$0.00	\$234.00	\$0.00	\$0.00	\$234.00	0.00
24330-1000-52220-1010-001752-1411-00000	CRRSA, ESSER III-Medicare Payments	\$0.00	\$1,111.00	\$0.00	\$0.00	\$1,111.00	0.00
24330-1000-52220-4040-001752-1411-00000	CRRSA, ESSER III-Medicare Payments	\$0.00	\$55.00	\$0.00	\$0.00	\$55.00	0.00
24330-1000-52311-1010-001752-1411-00000	CRRSA, ESSER III-Health and Medical Premiums	\$0.00	\$7,761.00	\$0.00	\$0.00	\$7,761.00	0.00
24330-1000-52311-4040-001752-1411-00000	CRRSA, ESSER III-Health and Medical Premiums	\$0.00	\$409.00	\$0.00	\$0.00	\$409.00	0.00
24330-1000-52312-1010-001752-1411-00000	CRRSA, ESSER III-Life	\$0.00	\$55.00	\$0.00	\$0.00	\$55.00	0.00
24330-1000-52312-4040-001752-1411-00000	CRRSA, ESSER III-Life	\$0.00	\$3.00	\$0.00	\$0.00	\$3.00	0.00
24330-1000-52313-1010-001752-1411-00000	CRRSA, ESSER III-Dental	\$0.00	\$294.00	\$0.00	\$0.00	\$294.00	0.00
24330-1000-52313-4040-001752-1411-00000	CRRSA, ESSER III-Dental	\$0.00	\$16.00	\$0.00	\$0.00	\$16.00	0.00
24330-1000-52314-1010-001752-1411-00000	CRRSA, ESSER III-Vision	\$0.00	\$97.00	\$0.00	\$0.00	\$97.00	0.00
24330-1000-52314-4040-001752-1411-00000	CRRSA, ESSER III-Vision	\$0.00	\$6.00	\$0.00	\$0.00	\$6.00	0.00
24330-1000-52315-1010-001752-1411-00000	CRRSA, ESSER III-Disability	\$0.00	\$274.00	\$0.00	\$0.00	\$274.00	0.00
24330-1000-52315-4040-001752-1411-00000	CRRSA, ESSER III-Disability	\$0.00	\$15.00	\$0.00	\$0.00	\$15.00	0.00
24330-1000-52500-1010-001752-1411-00000	CRRSA, ESSER III-Unemployment Compensation	\$0.00	\$91.00	\$0.00	\$0.00	\$91.00	0.00
24330-1000-52500-4040-001752-1411-00000	CRRSA, ESSER III-Unemployment Compensation	\$0.00	\$5.00	\$0.00	\$0.00	\$5.00	0.00
24330-1000-52710-1010-001752-1411-00000	CRRSA, ESSER III-Workers Compensation Premium	\$966.39	\$994.00	\$966.39	\$0.00	\$27.61	97.22
24330-1000-52710-4040-001752-1411-00000	CRRSA, ESSER III-Workers Compensation Premium	\$51.53	\$53.00	\$51.53	\$0.00	\$1.47	97.22
24330-1000-52720-1010-001752-1411-00000	CRRSA, ESSER III-Workers Compensation Employer's Fee	\$0.00	\$10.00	\$0.00	\$0.00	\$10.00	0.00
24330-1000-52720-4040-001752-1411-00000	CRRSA, ESSER III-Workers Compensation Employer's Fee	\$0.00	\$1.00	\$0.00	\$0.00	\$1.00	0.00

24330-1000-53711-1010-001752-0000-00000	CRRSA, ESSER III-Other Charges	\$0.00	\$4,519.00	\$0.00	\$3,000.00	\$1,519.00	0.00
24330-1000-56113-1010-001752-0000-00000	CRRSA, ESSER III-Software	\$25,000.00	\$11,000.00	\$25,000.00	\$0.00	(\$14,000.00)	227.27
24330-1000-56118-1010-001752-0000-00000	CRRSA, ESSER III-General Supplies and Materials	\$0.00	\$86,378.00	\$0.00	\$0.00	\$86,378.00	0.00
<b>Subtotal of Element: [Function] 1000 - Instruction</b>		<b>\$26,017.92</b>	<b>\$213,747.00</b>	<b>\$26,017.92</b>	<b>\$3,000.00</b>	<b>\$184,729.08</b>	<b>12.17</b>
24330-2100-51100-4025-001752-1211-00000	CRRSA, ESSER III-Salaries Expense	\$2,749.54	\$79,219.00	\$2,749.54	\$68,738.46	\$7,731.00	3.47
24330-2100-51100-4040-001752-1211-00000	CRRSA, ESSER III-Salaries Expense	\$144.69	\$0.00	\$144.69	\$3,617.31	(\$3,762.00)	0.00
24330-2100-51300-0000-001752-1211-00000	CRRSA, ESSER III-Additional Compensation	\$0.00	\$5,000.00	\$0.00	\$0.00	\$5,000.00	0.00
24330-2100-51300-0000-001752-1216-00000	CRRSA, ESSER III-Additional Compensation	\$0.00	\$2,500.00	\$0.00	\$0.00	\$2,500.00	0.00
24330-2100-52111-0000-001752-1211-00000	CRRSA, ESSER III-Educational Retirement	\$0.00	\$858.00	\$0.00	\$0.00	\$858.00	0.00
24330-2100-52111-0000-001752-1216-00000	CRRSA, ESSER III-Educational Retirement	\$0.00	\$429.00	\$0.00	\$0.00	\$429.00	0.00
24330-2100-52111-4025-001752-1211-00000	CRRSA, ESSER III-Educational Retirement	\$471.55	\$13,587.00	\$471.55	\$11,788.67	\$1,326.78	3.47
24330-2100-52111-4040-001752-1211-00000	CRRSA, ESSER III-Educational Retirement	\$24.81	\$0.00	\$24.81	\$620.25	(\$645.06)	0.00
24330-2100-52112-0000-001752-1211-00000	CRRSA, ESSER III-ERA - Retiree Health	\$0.00	\$100.00	\$0.00	\$0.00	\$100.00	0.00
24330-2100-52112-0000-001752-1216-00000	CRRSA, ESSER III-ERA - Retiree Health	\$0.00	\$50.00	\$0.00	\$0.00	\$50.00	0.00
24330-2100-52112-4025-001752-1211-00000	CRRSA, ESSER III-ERA - Retiree Health	\$54.99	\$1,586.00	\$54.99	\$1,375.00	\$156.01	3.46
24330-2100-52112-4040-001752-1211-00000	CRRSA, ESSER III-ERA - Retiree Health	\$2.89	\$0.00	\$2.89	\$72.25	(\$75.14)	0.00
24330-2100-52210-0000-001752-1211-00000	CRRSA, ESSER III-FICA Payments	\$0.00	\$310.00	\$0.00	\$0.00	\$310.00	0.00
24330-2100-52210-0000-001752-1216-00000	CRRSA, ESSER III-FICA Payments	\$0.00	\$155.00	\$0.00	\$0.00	\$155.00	0.00
24330-2100-52210-4025-001752-1211-00000	CRRSA, ESSER III-FICA Payments	\$170.47	\$4,912.00	\$170.47	\$4,261.72	\$479.81	3.47
24330-2100-52210-4040-001752-1211-00000	CRRSA, ESSER III-FICA Payments	\$8.97	\$0.00	\$8.97	\$224.25	(\$233.22)	0.00
24330-2100-52220-0000-001752-1211-00000	CRRSA, ESSER III-Medicare Payments	\$0.00	\$73.00	\$0.00	\$0.00	\$73.00	0.00
24330-2100-52220-0000-001752-1216-00000	CRRSA, ESSER III-Medicare Payments	\$0.00	\$37.00	\$0.00	\$0.00	\$37.00	0.00
24330-2100-52220-4025-001752-1211-00000	CRRSA, ESSER III-Medicare Payments	\$39.87	\$1,150.00	\$39.87	\$996.74	\$113.39	3.46
24330-2100-52220-4040-001752-1211-00000	CRRSA, ESSER III-Medicare Payments	\$2.10	\$0.00	\$2.10	\$52.50	(\$54.60)	0.00
24330-2100-52311-4025-001752-1211-00000	CRRSA, ESSER III-Health and Medical Premiums	\$0.00	\$3,475.00	\$0.00	\$0.00	\$3,475.00	0.00
24330-2100-52312-4025-001752-1211-00000	CRRSA, ESSER III-Life	\$5.00	\$57.00	\$5.00	\$62.50	(\$10.50)	8.77
24330-2100-52312-4040-001752-1211-00000	CRRSA, ESSER III-Life	\$0.26	\$0.00	\$0.26	\$3.25	(\$3.51)	0.00
24330-2100-52313-4025-001752-1211-00000	CRRSA, ESSER III-Dental	\$0.00	\$207.00	\$0.00	\$0.00	\$207.00	0.00
24330-2100-52314-4025-001752-1211-00000	CRRSA, ESSER III-Vision	\$0.00	\$46.00	\$0.00	\$0.00	\$46.00	0.00
24330-2100-52500-4025-001752-1211-00000	CRRSA, ESSER III-Unemployment Compensation	\$9.07	\$96.00	\$9.07	\$80.88	\$6.05	9.44
24330-2100-52500-4040-001752-1211-00000	CRRSA, ESSER III-Unemployment Compensation	\$0.48	\$0.00	\$0.48	\$4.27	(\$4.75)	0.00
24330-2100-52710-4025-001752-1211-00000	CRRSA, ESSER III-Workers Compensation Premium	\$1,017.92	\$1,103.00	\$1,017.92	\$0.00	\$85.08	92.28
24330-2100-52710-4040-001752-1211-00000	CRRSA, ESSER III-Workers Compensation Premium	\$54.44	\$0.00	\$54.44	\$0.00	(\$54.44)	0.00

24330-2100-52720-4025-001752-1211-00000	CRRSA, ESSER III-Workers Compensation Employer's Fee	\$0.00	\$11.00	\$0.00	\$4.38	\$6.62	0.00
24330-2100-52720-4040-001752-1211-00000	CRRSA, ESSER III-Workers Compensation Employer's Fee	\$0.00	\$0.00	\$0.00	\$0.22	(\$0.22)	0.00
24330-2100-53330-0000-001752-0000-00000	CRRSA, ESSER III-Professional Development	\$0.00	\$0.00	\$0.00	\$4,900.00	(\$4,900.00)	0.00
24330-2100-53414-0000-001752-0000-00000	CRRSA, ESSER III-Other Services	\$0.00	\$9,769.00	\$0.00	\$26,750.00	(\$16,981.00)	0.00
24330-2100-56118-0000-001752-0000-00000	CRRSA, ESSER III-General Supplies and Materials	\$0.00	\$97,372.00	\$0.00	\$0.00	\$97,372.00	0.00
<b>Subtotal of Element: [Function] 2100 - Support Services-Students</b>		<b>\$4,757.05</b>	<b>\$222,102.00</b>	<b>\$4,757.05</b>	<b>\$123,552.65</b>	<b>\$93,792.30</b>	<b>2.14</b>
24330-2200-51100-0000-001752-1211-00000	CRRSA, ESSER III-Salaries Expense	\$0.00	\$16,400.00	\$0.00	\$0.00	\$16,400.00	0.00
24330-2200-52111-0000-001752-1211-00000	CRRSA, ESSER III-Educational Retirement	\$0.00	\$2,813.00	\$0.00	\$0.00	\$2,813.00	0.00
24330-2200-52112-0000-001752-1211-00000	CRRSA, ESSER III-ERA - Retiree Health	\$0.00	\$328.00	\$0.00	\$0.00	\$328.00	0.00
24330-2200-52210-0000-001752-1211-00000	CRRSA, ESSER III-FICA Payments	\$0.00	\$1,017.00	\$0.00	\$0.00	\$1,017.00	0.00
24330-2200-52220-0000-001752-1211-00000	CRRSA, ESSER III-Medicare Payments	\$0.00	\$238.00	\$0.00	\$0.00	\$238.00	0.00
24330-2200-52311-0000-001752-1211-00000	CRRSA, ESSER III-Health and Medical Premiums	\$0.00	\$2,043.00	\$0.00	\$0.00	\$2,043.00	0.00
24330-2200-52312-0000-001752-1211-00000	CRRSA, ESSER III-Life	\$0.00	\$15.00	\$0.00	\$0.00	\$15.00	0.00
24330-2200-52313-0000-001752-1211-00000	CRRSA, ESSER III-Dental	\$0.00	\$78.00	\$0.00	\$0.00	\$78.00	0.00
24330-2200-52314-0000-001752-1211-00000	CRRSA, ESSER III-Vision	\$0.00	\$26.00	\$0.00	\$0.00	\$26.00	0.00
24330-2200-52315-0000-001752-1211-00000	CRRSA, ESSER III-Disability	\$0.00	\$72.00	\$0.00	\$0.00	\$72.00	0.00
24330-2200-52500-0000-001752-1211-00000	CRRSA, ESSER III-Unemployment Compensation	\$0.00	\$24.00	\$0.00	\$0.00	\$24.00	0.00
24330-2200-52710-0000-001752-1211-00000	CRRSA, ESSER III-Workers Compensation Premium	\$221.66	\$228.00	\$221.66	\$0.00	\$6.34	97.21
24330-2200-52720-0000-001752-1211-00000	CRRSA, ESSER III-Workers Compensation Employer's Fee	\$0.00	\$3.00	\$0.00	\$0.00	\$3.00	0.00
<b>Subtotal of Element: [Function] 2200 - Support Services-Instruction</b>		<b>\$221.66</b>	<b>\$23,285.00</b>	<b>\$221.66</b>	<b>\$0.00</b>	<b>\$23,063.34</b>	<b>0.95</b>
24330-2600-56118-0000-001752-0000-00000	CRRSA, ESSER III-General Supplies and Materials	\$0.00	\$25,000.00	\$0.00	\$0.00	\$25,000.00	0.00
<b>Subtotal of Element: [Function] 2600 - Operation &amp; Maintenance of Plant</b>		<b>\$0.00</b>	<b>\$25,000.00</b>	<b>\$0.00</b>	<b>\$0.00</b>	<b>\$25,000.00</b>	<b>0.00</b>
<b>Subtotal of Element: [Fund] 24330 - CRRSA, ESSER III</b>		<b>\$30,996.63</b>	<b>\$484,134.00</b>	<b>\$30,996.63</b>	<b>\$126,552.65</b>	<b>\$326,584.72</b>	<b>6.40</b>
26121-2100-56118-0000-001752-0000-00000	Kellogg Fund/Kellogg Foundation-General Supplies and Materials	\$0.00	\$2,500.00	\$0.00	\$0.00	\$2,500.00	0.00
<b>Subtotal of Element: [Function] 2100 - Support Services-Students</b>		<b>\$0.00</b>	<b>\$2,500.00</b>	<b>\$0.00</b>	<b>\$0.00</b>	<b>\$2,500.00</b>	<b>0.00</b>
<b>Subtotal of Element: [Fund] 26121 - Kellogg Fund/Kellogg Foundation</b>		<b>\$0.00</b>	<b>\$2,500.00</b>	<b>\$0.00</b>	<b>\$0.00</b>	<b>\$2,500.00</b>	<b>0.00</b>
27107-2200-56114-0000-001752-0000-00000	Library GO Bonds-Library And Audio-Visual	\$0.00	\$3,317.00	\$0.00	\$0.00	\$3,317.00	0.00
<b>Subtotal of Element: [Function] 2200 - Support Services-Instruction</b>		<b>\$0.00</b>	<b>\$3,317.00</b>	<b>\$0.00</b>	<b>\$0.00</b>	<b>\$3,317.00</b>	<b>0.00</b>

<b>Subtotal of Element: [Fund] 27107 - Library GO Bonds</b>		<b>\$0.00</b>	<b>\$3,317.00</b>	<b>\$0.00</b>	<b>\$0.00</b>	<b>\$3,317.00</b>	<b>0.00</b>
27109-1000-56111-1010-001752-0000-00000	Instructional Materials-Instructional Materials Cash - 50% Textbooks	\$0.00	\$3,019.00	\$0.00	\$0.00	\$3,019.00	0.00
<b>Subtotal of Element: [Function] 1000 - Instruction</b>		<b>\$0.00</b>	<b>\$3,019.00</b>	<b>\$0.00</b>	<b>\$0.00</b>	<b>\$3,019.00</b>	<b>0.00</b>
<b>Subtotal of Element: [Fund] 27109 - Instructional Materials</b>		<b>\$0.00</b>	<b>\$3,019.00</b>	<b>\$0.00</b>	<b>\$0.00</b>	<b>\$3,019.00</b>	<b>0.00</b>
27408-1000-56118-4040-001752-0000-00000	K-12 Plus/ELTP Planning-General Supplies and Materials	\$0.00	\$17,500.00	\$0.00	\$0.00	\$17,500.00	0.00
<b>Subtotal of Element: [Function] 1000 - Instruction</b>		<b>\$0.00</b>	<b>\$17,500.00</b>	<b>\$0.00</b>	<b>\$0.00</b>	<b>\$17,500.00</b>	<b>0.00</b>
27408-2400-56118-0000-001752-0000-00000	K-12 Plus/ELTP Planning-General Supplies and Materials	\$0.00	\$1,000.00	\$0.00	\$0.00	\$1,000.00	0.00
<b>Subtotal of Element: [Function] 2400 - Support Services-School Administration</b>		<b>\$0.00</b>	<b>\$1,000.00</b>	<b>\$0.00</b>	<b>\$0.00</b>	<b>\$1,000.00</b>	<b>0.00</b>
<b>Subtotal of Element: [Fund] 27408 - K-12 Plus/ELTP Planning</b>		<b>\$0.00</b>	<b>\$18,500.00</b>	<b>\$0.00</b>	<b>\$0.00</b>	<b>\$18,500.00</b>	<b>0.00</b>
27502-1000-56118-3000-001752-0000-00000	Student Advisement Plan-General Supplies and Materials	\$0.00	\$9,135.00	\$0.00	\$0.00	\$9,135.00	0.00
<b>Subtotal of Element: [Function] 1000 - Instruction</b>		<b>\$0.00</b>	<b>\$9,135.00</b>	<b>\$0.00</b>	<b>\$0.00</b>	<b>\$9,135.00</b>	<b>0.00</b>
<b>Subtotal of Element: [Fund] 27502 - Student Advisement Plan</b>		<b>\$0.00</b>	<b>\$9,135.00</b>	<b>\$0.00</b>	<b>\$0.00</b>	<b>\$9,135.00</b>	<b>0.00</b>
29102-1000-56118-1010-001752-0000-00000	Private Dir Grants (Categorical)-General Supplies and Materials	\$0.00	\$2,000.00	\$0.00	\$0.00	\$2,000.00	0.00
29102-1000-57331-1010-001752-0000-00000	Private Dir Grants (Categorical)-Fixed Assets (More Than \$5,000)	\$0.00	\$13,763.00	\$0.00	\$0.00	\$13,763.00	0.00
<b>Subtotal of Element: [Function] 1000 - Instruction</b>		<b>\$0.00</b>	<b>\$15,763.00</b>	<b>\$0.00</b>	<b>\$0.00</b>	<b>\$15,763.00</b>	<b>0.00</b>
29102-2100-56118-0000-001752-0000-00000	Private Dir Grants (Categorical)-General Supplies and Materials	\$0.00	\$13,000.00	\$0.00	\$0.00	\$13,000.00	0.00
<b>Subtotal of Element: [Function] 2100 - Support Services-Students</b>		<b>\$0.00</b>	<b>\$13,000.00</b>	<b>\$0.00</b>	<b>\$0.00</b>	<b>\$13,000.00</b>	<b>0.00</b>
29102-2400-56118-0000-001752-0000-00000	Private Dir Grants (Categorical)-General Supplies and Materials	\$0.00	\$2,000.00	\$0.00	\$0.00	\$2,000.00	0.00
<b>Subtotal of Element: [Function] 2400 - Support Services-School Administration</b>		<b>\$0.00</b>	<b>\$2,000.00</b>	<b>\$0.00</b>	<b>\$0.00</b>	<b>\$2,000.00</b>	<b>0.00</b>
<b>Subtotal of Element: [Fund] 29102 - Private Dir Grants (Categorical)</b>		<b>\$0.00</b>	<b>\$30,763.00</b>	<b>\$0.00</b>	<b>\$0.00</b>	<b>\$30,763.00</b>	<b>0.00</b>
31400-4000-57200-0000-001752-0000-00000	Special Capital Outlay-State-Buildings Purchase	\$0.00	\$801,618.00	\$0.00	\$0.00	\$801,618.00	0.00
31400-4000-57331-0000-001752-0000-00000	"Fixed Assets (more than \$5	\$0.00	\$45,000.00	\$0.00	\$0.00	\$45,000.00	0.00
<b>Subtotal of Element: [Function] 4000 - Capital Outlay</b>		<b>\$0.00</b>	<b>\$846,618.00</b>	<b>\$0.00</b>	<b>\$0.00</b>	<b>\$846,618.00</b>	<b>0.00</b>
<b>Subtotal of Element: [Fund] 31400 - Special Capital Outlay-State</b>		<b>\$0.00</b>	<b>\$846,618.00</b>	<b>\$0.00</b>	<b>\$0.00</b>	<b>\$846,618.00</b>	<b>0.00</b>
31600-2300-53712-0000-001752-0000-00000	Capital Improvements HB-33-County Tax Collection Costs	\$27.21	\$2,827.00	\$27.21	\$0.00	\$2,799.79	0.96



<b>Subtotal of Element: [Function] 2300 - Support Services-General Administration</b>		<b>\$27.21</b>	<b>\$2,827.00</b>	<b>\$27.21</b>	<b>\$0.00</b>	<b>\$2,799.79</b>	<b>0.96</b>
31600-4000-56119-0000-001752-0000-00000	Capital Improvements HB-33-Supply Assets (\$5,000 or Less)	\$0.00	\$69,371.00	\$0.00	\$0.00	\$69,371.00	0.00
31600-4000-57200-0000-001752-0000-00000	Capital Improvements HB-33-Buildings Purchase	\$110,000.00	\$800,000.00	\$110,000.00	\$0.00	\$690,000.00	13.75
31600-4000-57331-0000-001752-0000-00000	Capital Improvements HB-33-Fixed Assets (More Than \$5,000)	\$0.00	\$103,039.00	\$0.00	\$0.00	\$103,039.00	0.00
<b>Subtotal of Element: [Function] 4000 - Capital Outlay</b>		<b>\$110,000.00</b>	<b>\$972,410.00</b>	<b>\$110,000.00</b>	<b>\$0.00</b>	<b>\$862,410.00</b>	<b>11.31</b>
<b>Subtotal of Element: [Fund] 31600 - Capital Improvements HB-33</b>		<b>\$110,027.21</b>	<b>\$975,237.00</b>	<b>\$110,027.21</b>	<b>\$0.00</b>	<b>\$865,209.79</b>	<b>11.28</b>
31700-4000-56119-0000-001752-0000-00000	Capital Improvements SB-9-Supply Assets (\$5,000 or Less)	\$0.00	\$4,443.00	\$0.00	\$0.00	\$4,443.00	0.00
<b>Subtotal of Element: [Function] 4000 - Capital Outlay</b>		<b>\$0.00</b>	<b>\$4,443.00</b>	<b>\$0.00</b>	<b>\$0.00</b>	<b>\$4,443.00</b>	<b>0.00</b>
<b>Subtotal of Element: [Fund] 31700 - Capital Improvements SB-9</b>		<b>\$0.00</b>	<b>\$4,443.00</b>	<b>\$0.00</b>	<b>\$0.00</b>	<b>\$4,443.00</b>	<b>0.00</b>
31701-2300-53712-0000-001752-0000-00000	Capital Improvements SB-9 Local-County Tax Collection Costs	\$13.85	\$1,456.00	\$13.85	\$0.00	\$1,442.15	0.95
<b>Subtotal of Element: [Function] 2300 - Support Services-General Administration</b>		<b>\$13.85</b>	<b>\$1,456.00</b>	<b>\$13.85</b>	<b>\$0.00</b>	<b>\$1,442.15</b>	<b>0.95</b>
31701-4000-56119-0000-001752-0000-00000	Capital Improvements SB-9 Local-Supply Assets (\$5,000 or Less)	\$0.00	\$25,144.00	\$0.00	\$0.00	\$25,144.00	0.00
31701-4000-57200-0000-001752-0000-00000	Capital Improvements SB-9 Local-Buildings Purchase	\$0.00	\$475,177.00	\$0.00	\$0.00	\$475,177.00	0.00
31701-4000-57331-0000-001752-0000-00000	Capital Improvements SB-9 Local-Fixed Assets (More Than \$5,000)	\$0.00	\$67,119.00	\$0.00	\$0.00	\$67,119.00	0.00
<b>Subtotal of Element: [Function] 4000 - Capital Outlay</b>		<b>\$0.00</b>	<b>\$567,440.00</b>	<b>\$0.00</b>	<b>\$0.00</b>	<b>\$567,440.00</b>	<b>0.00</b>
<b>Subtotal of Element: [Fund] 31701 - Capital Improvements SB-9 Local</b>		<b>\$13.85</b>	<b>\$568,896.00</b>	<b>\$13.85</b>	<b>\$0.00</b>	<b>\$568,882.15</b>	<b>0.00</b>
<b>Grand Total</b>		<b>\$339,871.86</b>	<b>\$8,690,564.00</b>	<b>\$339,871.86</b>	<b>\$2,397,508.68</b>	<b>\$5,953,183.46</b>	<b>3.91</b>



# Health Leadership High School

## Statement of Revenues and Expenditures and Change in Fund Balance

Cycle: FY22-23; Fund Class: [All]; Fund Columns: [All Non-Zero Funds]; Account Expression: [All]; Include Element Value: Yes; Revenue Element: Object; Expenditure Element: Function; Begin Date: 07/01/2022; End Date: 07/31/2022

Description	11000 - Operational	14000 - Instructional Materials	23000 - Non- Instructional Support	24101 - Title I - IASA Entitlement IDEA-B	24106 - Teacher/Princip al Trainin	24154 -
41110 - Ad Valorem Taxes - School District	\$0.00	\$0.00	\$0.00	\$0.00	\$0.00	\$0.00
43101 - State Equalization Guarantee	\$249,442.09	\$0.00	\$0.00	\$0.00	\$0.00	\$0.00
43214 - Inter-Governmental Contract Revenue/REC	\$948.50	\$0.00	\$0.00	\$0.00	\$0.00	\$0.00
43215 - Inter-Governmental Contract Revenue	\$0.00	\$0.00	\$0.00	\$0.00	\$0.00	\$0.00
<b>Total Revenue</b>	<b>\$250,390.59</b>	<b>\$0.00</b>	<b>\$0.00</b>	<b>\$0.00</b>	<b>\$0.00</b>	<b>\$0.00</b>
1000 - Instruction	\$32,143.79	\$0.00	\$0.00	\$3,656.63	\$1,720.45	\$1,618.13
2100 - Support Services-Students	\$36,815.34	\$0.00	\$0.00	\$2,196.82	\$0.00	\$0.00
2200 - Support Services-Instruction	\$9,985.47	\$0.00	\$0.00	\$0.00	\$0.00	\$0.00
2300 - Support Services-General Administration	\$18,896.18	\$0.00	\$0.00	\$0.00	\$0.00	\$0.00
2400 - Support Services-School Administration	\$4,865.09	\$0.00	\$0.00	\$0.00	\$0.00	\$0.00
2500 - Central Services	\$15,750.95	\$0.00	\$0.00	\$0.00	\$0.00	\$0.00
2600 - Operation & Maintenance of Plant	\$63,795.98	\$0.00	\$0.00	\$0.00	\$0.00	\$0.00
4000 - Capital Outlay	\$0.00	\$0.00	\$0.00	\$0.00	\$0.00	\$0.00
<b>Total Expenditure</b>	<b>\$182,252.80</b>	<b>\$0.00</b>	<b>\$0.00</b>	<b>\$5,853.45</b>	<b>\$1,720.45</b>	<b>\$1,618.13</b>
<b>Total Other Financing Sources (Uses)</b>	<b>\$0.00</b>	<b>\$0.00</b>	<b>\$0.00</b>	<b>\$0.00</b>	<b>\$0.00</b>	<b>\$0.00</b>
<b>Excess (deficiency) of revenues and other financing sources over expenditures and other financing uses</b>	<b>\$68,137.79</b>	<b>\$0.00</b>	<b>\$0.00</b>	<b>(\$5,853.45)</b>	<b>(\$1,720.45)</b>	<b>(\$1,618.13)</b>
Fund Balance, Beginning of year	\$2,545,111.14	\$7,244.78	\$2,442.50	(\$35,859.36)	(\$9,909.14)	(\$1,303.05)
<b>Fund Balance, End of year</b>	<b>\$2,613,248.93</b>	<b>\$7,244.78</b>	<b>\$2,442.50</b>	<b>(\$41,712.81)</b>	<b>(\$11,629.59)</b>	<b>(\$2,921.18)</b>

# Health Leadership High School

## Statement of Revenues and Expenditures and Change in Fund Balance

Cycle: FY22-23; Fund Class: [All]; Fund Columns: [All Non-Zero Funds]; Account Expression: [All]; Include Element Value: Yes; Revenue Element: Object; Expenditure Element: Function; Begin Date: 07/01/2022; End Date: 07/31/2022

Description	24174 - Carl D Perkins Secondary	24308 - CRRSA, ESSER II	24309 - CRRSA - SEL	24316 - CRRSA, ESSER II Air Quali	24330 - CRRSA, ESSER III	26121 - Kellogg Fund/Kellogg Foun
41110 - Ad Valorem Taxes - School District	\$0.00	\$0.00	\$0.00	\$0.00	\$0.00	\$0.00
43101 - State Equalization Guarantee	\$0.00	\$0.00	\$0.00	\$0.00	\$0.00	\$0.00
43214 - Inter-Governmental Contract Revenue/REC	\$0.00	\$0.00	\$0.00	\$0.00	\$0.00	\$0.00
43215 - Inter-Governmental Contract Revenue	\$0.00	\$0.00	\$0.00	\$0.00	\$0.00	\$0.00
<b>Total Revenue</b>	\$0.00	\$0.00	\$0.00	\$0.00	\$0.00	\$0.00
1000 - Instruction	\$0.00	\$0.00	\$0.00	\$0.00	\$26,017.92	\$0.00
2100 - Support Services-Students	\$0.00	\$0.00	\$7,389.34	\$0.00	\$4,757.05	\$0.00
2200 - Support Services-Instruction	\$0.00	\$0.00	\$0.00	\$0.00	\$221.66	\$0.00
2300 - Support Services-General Administration	\$0.00	\$0.00	\$0.00	\$0.00	\$0.00	\$0.00
2400 - Support Services-School Administration	\$0.00	\$0.00	\$0.00	\$0.00	\$0.00	\$0.00
2500 - Central Services	\$0.00	\$0.00	\$0.00	\$0.00	\$0.00	\$0.00
2600 - Operation & Maintenance of Plant	\$0.00	\$0.00	\$0.00	\$0.00	\$0.00	\$0.00
4000 - Capital Outlay	\$0.00	\$0.00	\$0.00	\$0.00	\$0.00	\$0.00
<b>Total Expenditure</b>	\$0.00	\$0.00	\$7,389.34	\$0.00	\$30,996.63	\$0.00
<b>Total Other Financing Sources (Uses)</b>	\$0.00	\$0.00	\$0.00	\$0.00	\$0.00	\$0.00
<b>Excess (deficiency) of revenues and other financing sources over expenditures and other financing uses</b>	\$0.00	\$0.00	(\$7,389.34)	\$0.00	(\$30,996.63)	\$0.00
Fund Balance, Beginning of year	(\$6,945.21)	(\$73,510.56)	(\$3,841.22)	(\$2,754.18)	\$0.00	\$5,000.00
<b>Fund Balance, End of year</b>	<b>(\$6,945.21)</b>	<b>(\$73,510.56)</b>	<b>(\$11,230.56)</b>	<b>(\$2,754.18)</b>	<b>(\$30,996.63)</b>	<b>\$5,000.00</b>

# Health Leadership High School

## Statement of Revenues and Expenditures and Change in Fund Balance

Cycle: FY22-23; Fund Class: [All]; Fund Columns: [All Non-Zero Funds]; Account Expression: [All]; Include Element Value: Yes; Revenue Element: Object; Expenditure Element: Function; Begin Date: 07/01/2022; End Date: 07/31/2022

Description	26222 - Emergency Connectivity Fu	27109 - Instructional Materials	27502 - Student Advisement Plan	28211 - NMSchools Covid19 TestPro	29102 - Private Dir Grants (Categ
41110 - Ad Valorem Taxes - School District	\$0.00	\$0.00	\$0.00	\$0.00	\$0.00
43101 - State Equalization Guarantee	\$0.00	\$0.00	\$0.00	\$0.00	\$0.00
43214 - Inter-Governmental Contract Revenue/REC	\$0.00	\$0.00	\$0.00	\$0.00	\$0.00
43215 - Inter-Governmental Contract Revenue	\$0.00	\$0.00	\$0.00	\$18,577.98	\$0.00
<b>Total Revenue</b>	\$0.00	\$0.00	\$0.00	\$18,577.98	\$0.00
1000 - Instruction	\$0.00	\$0.00	\$0.00	\$0.00	\$0.00
2100 - Support Services-Students	\$0.00	\$0.00	\$0.00	\$0.00	\$0.00
2200 - Support Services-Instruction	\$0.00	\$0.00	\$0.00	\$0.00	\$0.00
2300 - Support Services-General Administration	\$0.00	\$0.00	\$0.00	\$0.00	\$0.00
2400 - Support Services-School Administration	\$0.00	\$0.00	\$0.00	\$0.00	\$0.00
2500 - Central Services	\$0.00	\$0.00	\$0.00	\$0.00	\$0.00
2600 - Operation & Maintenance of Plant	\$0.00	\$0.00	\$0.00	\$0.00	\$0.00
4000 - Capital Outlay	\$0.00	\$0.00	\$0.00	\$0.00	\$0.00
<b>Total Expenditure</b>	\$0.00	\$0.00	\$0.00	\$0.00	\$0.00
<b>Total Other Financing Sources (Uses)</b>	\$0.00	\$0.00	\$0.00	\$0.00	\$0.00
<b>Excess (deficiency) of revenues and other financing sources over expenditures and other financing uses</b>	\$0.00	\$0.00	\$0.00	\$18,577.98	\$0.00
Fund Balance, Beginning of year	(\$63,545.96)	\$4,226.32	(\$18,686.47)	(\$18,577.98)	\$28,775.12
<b>Fund Balance, End of year</b>	<b>(\$63,545.96)</b>	<b>\$4,226.32</b>	<b>(\$18,686.47)</b>	<b>\$0.00</b>	<b>\$28,775.12</b>

# Health Leadership High School

## Statement of Revenues and Expenditures and Change in Fund Balance

Cycle: FY22-23; Fund Class: [All]; Fund Columns: [All Non-Zero Funds]; Account Expression: [All]; Include Element Value: Yes; Revenue Element: Object; Expenditure Element: Function; Begin Date: 07/01/2022; End Date: 07/31/2022

Description	31400 - Special Capital Outlay-St	31600 - Capital Improvements HB-3	31700 - Capital Improvements SB-9	31701 - Capital Improvements SB- 9	31703 - SB-9 State Match Cash	Total
41110 - Ad Valorem Taxes - School District	\$0.00	\$2,720.65	\$0.00	\$1,384.68	\$0.00	\$4,105.33
43101 - State Equalization Guarantee	\$0.00	\$0.00	\$0.00	\$0.00	\$0.00	\$249,442.09
43214 - Inter-Governmental Contract Revenue/REC	\$0.00	\$0.00	\$0.00	\$0.00	\$0.00	\$948.50
43215 - Inter-Governmental Contract Revenue	\$0.00	\$0.00	\$0.00	\$0.00	\$0.00	\$18,577.98
<b>Total Revenue</b>	<b>\$0.00</b>	<b>\$2,720.65</b>	<b>\$0.00</b>	<b>\$1,384.68</b>	<b>\$0.00</b>	<b>\$273,073.90</b>
1000 - Instruction	\$0.00	\$0.00	\$0.00	\$0.00	\$0.00	\$65,156.92
2100 - Support Services-Students	\$0.00	\$0.00	\$0.00	\$0.00	\$0.00	\$51,158.55
2200 - Support Services-Instruction	\$0.00	\$0.00	\$0.00	\$0.00	\$0.00	\$10,207.13
2300 - Support Services-General Administration	\$0.00	\$27.21	\$0.00	\$13.85	\$0.00	\$18,937.24
2400 - Support Services-School Administration	\$0.00	\$0.00	\$0.00	\$0.00	\$0.00	\$4,865.09
2500 - Central Services	\$0.00	\$0.00	\$0.00	\$0.00	\$0.00	\$15,750.95
2600 - Operation & Maintenance of Plant	\$0.00	\$0.00	\$0.00	\$0.00	\$0.00	\$63,795.98
4000 - Capital Outlay	\$0.00	\$110,000.00	\$0.00	\$0.00	\$0.00	\$110,000.00
<b>Total Expenditure</b>	<b>\$0.00</b>	<b>\$110,027.21</b>	<b>\$0.00</b>	<b>\$13.85</b>	<b>\$0.00</b>	<b>\$339,871.86</b>
<b>Total Other Financing Sources (Uses)</b>	<b>\$0.00</b>	<b>\$0.00</b>	<b>\$0.00</b>	<b>\$0.00</b>	<b>\$0.00</b>	<b>\$0.00</b>
<b>Excess (deficiency) of revenues and other financing sources over expenditures and other financing uses</b>	<b>\$0.00</b>	<b>(\$107,306.56)</b>	<b>\$0.00</b>	<b>\$1,370.83</b>	<b>\$0.00</b>	<b>(\$66,797.96)</b>
Fund Balance, Beginning of year	(\$21,790.75)	\$791,829.52	\$755.90	\$434,955.48	\$17,981.25	\$3,581,598.13
<b>Fund Balance, End of year</b>	<b>(\$21,790.75)</b>	<b>\$684,522.96</b>	<b>\$755.90</b>	<b>\$436,326.31</b>	<b>\$17,981.25</b>	<b>\$3,514,800.17</b>

# Health Leadership High School

## Balance Sheet Report

Cycle: FY22-23; Fund Class: [All]; Fund Columns: [All Non-Zero Funds]; Account Expression: [All]; Balance Date: 07/31/2022; Detail: No; Created On: 8/25/2022 2:05:25 PM

Description	11000	14000	23000	24101	24106	24154	24174	24308
11012 - Cash	\$2,642,501.10	\$7,244.78	\$2,442.50	(\$39,433.95)	(\$10,595.90)	(\$2,921.18)	(\$6,945.21)	(\$71,502.10)
<b>Subtotal of Account Type: Asset</b>	<b>\$2,642,501.10</b>	<b>\$7,244.78</b>	<b>\$2,442.50</b>	<b>(\$39,433.95)</b>	<b>(\$10,595.90)</b>	<b>(\$2,921.18)</b>	<b>(\$6,945.21)</b>	<b>(\$71,502.10)</b>
<b>Subtotal of Account Group: Assets</b>	<b>\$2,642,501.10</b>	<b>\$7,244.78</b>	<b>\$2,442.50</b>	<b>(\$39,433.95)</b>	<b>(\$10,595.90)</b>	<b>(\$2,921.18)</b>	<b>(\$6,945.21)</b>	<b>(\$71,502.10)</b>
23126 - Unemployment Insurance	\$260.04	\$0.00	\$0.00	\$0.00	\$0.00	\$0.00	\$0.00	\$0.00
23127 - Workers' Compensation (Employee)	\$0.38	\$0.00	\$0.00	\$0.00	\$0.00	\$0.00	\$0.00	\$0.00
23134 - State Retirement System Contributions (Employer)	\$879.46	\$0.00	\$0.00	\$0.00	\$0.00	\$0.00	\$0.00	\$0.00
23141 - Federal Income Tax	\$0.02	\$0.00	\$0.00	\$0.00	\$0.00	\$0.00	\$0.00	\$0.00
23142 - State Income Tax	\$3,935.68	\$0.00	\$0.00	\$468.08	\$104.29	\$0.00	\$0.00	\$153.62
23147 - Voluntary Deductions	(\$44.00)	\$0.00	\$0.00	\$0.00	\$0.00	\$0.00	\$0.00	\$0.00
23161 - VD - ReliaStar	\$50.00	\$0.00	\$0.00	\$0.00	\$0.00	\$0.00	\$0.00	\$0.00
23162 - VD - Security Benefit	\$338.00	\$0.00	\$0.00	\$0.00	\$312.00	\$0.00	\$0.00	\$0.00
23224 - Education Retirement	\$15,531.11	\$0.00	\$0.00	\$1,285.64	\$377.87	\$0.00	\$0.00	\$0.00
23225 - Health Insurance	\$10,789.28	\$0.00	\$0.00	\$925.59	\$362.17	\$0.00	\$0.00	\$2,395.02
23226 - Unemployment Insurance	(\$126.94)	\$0.00	\$0.00	(\$14.71)	(\$21.35)	\$0.00	\$0.00	\$0.00
23227 - Workers Comensation	(\$0.38)	\$0.00	\$0.00	\$0.00	\$0.00	\$0.00	\$0.00	\$0.00
23245 - Retiree Health Care	(\$2,360.48)	\$0.00	\$0.00	(\$385.74)	(\$101.29)	\$0.00	\$0.00	(\$540.18)
<b>Subtotal of Account Type: Liability</b>	<b>\$29,252.17</b>	<b>\$0.00</b>	<b>\$0.00</b>	<b>\$2,278.86</b>	<b>\$1,033.69</b>	<b>\$0.00</b>	<b>\$0.00</b>	<b>\$2,008.46</b>
32300 - Unreserved Fund Balance	\$2,545,111.14	\$7,244.78	\$2,442.50	(\$35,859.36)	(\$9,909.14)	(\$1,303.05)	(\$6,945.21)	(\$73,510.56)
Net Increase/Decrease	\$68,137.79	\$0.00	\$0.00	(\$5,853.45)	(\$1,720.45)	(\$1,618.13)	\$0.00	\$0.00
<b>Subtotal of Account Type: Fund Balance/Retained Earnings</b>	<b>\$2,613,248.93</b>	<b>\$7,244.78</b>	<b>\$2,442.50</b>	<b>(\$41,712.81)</b>	<b>(\$11,629.59)</b>	<b>(\$2,921.18)</b>	<b>(\$6,945.21)</b>	<b>(\$73,510.56)</b>
<b>Subtotal of Account Group: Liabilities/Fund Balance</b>	<b>\$2,642,501.10</b>	<b>\$7,244.78</b>	<b>\$2,442.50</b>	<b>(\$39,433.95)</b>	<b>(\$10,595.90)</b>	<b>(\$2,921.18)</b>	<b>(\$6,945.21)</b>	<b>(\$71,502.10)</b>

# Health Leadership High School

## Balance Sheet Report

Cycle: FY22-23; Fund Class: [All]; Fund Columns: [All Non-Zero Funds]; Account Expression: [All]; Balance Date: 07/31/2022; Detail: No; Created On: 8/25/2022 2:05:25 PM

Description	24309	24316	24330	26121	26222	27109	27189	27502
11012 - Cash	(\$10,384.51)	(\$2,754.18)	(\$29,985.27)	\$5,000.00	(\$63,545.96)	\$4,226.32	\$22.94	(\$18,686.47)
<b>Subtotal of Account Type: Asset</b>	<b>(\$10,384.51)</b>	<b>(\$2,754.18)</b>	<b>(\$29,985.27)</b>	<b>\$5,000.00</b>	<b>(\$63,545.96)</b>	<b>\$4,226.32</b>	<b>\$22.94</b>	<b>(\$18,686.47)</b>
<b>Subtotal of Account Group: Assets</b>	<b>(\$10,384.51)</b>	<b>(\$2,754.18)</b>	<b>(\$29,985.27)</b>	<b>\$5,000.00</b>	<b>(\$63,545.96)</b>	<b>\$4,226.32</b>	<b>\$22.94</b>	<b>(\$18,686.47)</b>
23126 - Unemployment Insurance	\$0.00	\$0.00	\$0.00	\$0.00	\$0.00	\$0.00	\$0.00	\$0.00
23127 - Workers' Compensation (Employee)	\$0.00	\$0.00	\$0.00	\$0.00	\$0.00	\$0.00	\$0.00	\$0.00
23134 - State Retirement System Contributions (Employer)	\$0.00	\$0.00	\$0.00	\$0.00	\$0.00	\$0.00	\$0.00	\$0.00
23141 - Federal Income Tax	\$0.00	\$0.00	\$0.00	\$0.00	\$0.00	\$0.00	\$0.00	\$0.00
23142 - State Income Tax	\$47.28	\$0.00	\$103.69	\$0.00	\$0.00	\$0.00	\$0.00	\$0.00
23147 - Voluntary Deductions	\$0.00	\$0.00	\$0.00	\$0.00	\$0.00	\$0.00	\$0.00	\$0.00
23161 - VD - ReliaStar	\$0.00	\$0.00	\$0.00	\$0.00	\$0.00	\$0.00	\$0.00	\$0.00
23162 - VD - Security Benefit	\$0.00	\$0.00	\$0.00	\$0.00	\$0.00	\$0.00	\$0.00	\$0.00
23224 - Education Retirement	\$696.25	\$0.00	\$806.04	\$0.00	\$0.00	\$0.00	\$0.00	\$0.00
23225 - Health Insurance	\$27.52	\$0.00	\$5.26	\$0.00	\$0.00	\$0.00	\$22.94	\$0.00
23226 - Unemployment Insurance	\$0.00	\$0.00	\$9.55	\$0.00	\$0.00	\$0.00	\$0.00	\$0.00
23227 - Workers Comensation	\$0.00	\$0.00	\$0.00	\$0.00	\$0.00	\$0.00	\$0.00	\$0.00
23245 - Retiree Health Care	\$75.00	\$0.00	\$86.82	\$0.00	\$0.00	\$0.00	\$0.00	\$0.00
<b>Subtotal of Account Type: Liability</b>	<b>\$846.05</b>	<b>\$0.00</b>	<b>\$1,011.36</b>	<b>\$0.00</b>	<b>\$0.00</b>	<b>\$0.00</b>	<b>\$22.94</b>	<b>\$0.00</b>
32300 - Unreserved Fund Balance	(\$3,841.22)	(\$2,754.18)	\$0.00	\$5,000.00	(\$63,545.96)	\$4,226.32	\$0.00	(\$18,686.47)
Net Increase/Decrease	(\$7,389.34)	\$0.00	(\$30,996.63)	\$0.00	\$0.00	\$0.00	\$0.00	\$0.00
<b>Subtotal of Account Type: Fund Balance/Retained Earnings</b>	<b>(\$11,230.56)</b>	<b>(\$2,754.18)</b>	<b>(\$30,996.63)</b>	<b>\$5,000.00</b>	<b>(\$63,545.96)</b>	<b>\$4,226.32</b>	<b>\$0.00</b>	<b>(\$18,686.47)</b>
<b>Subtotal of Account Group: Liabilities/Fund Balance</b>	<b>(\$10,384.51)</b>	<b>(\$2,754.18)</b>	<b>(\$29,985.27)</b>	<b>\$5,000.00</b>	<b>(\$63,545.96)</b>	<b>\$4,226.32</b>	<b>\$22.94</b>	<b>(\$18,686.47)</b>

# Health Leadership High School

## Balance Sheet Report

Cycle: FY22-23; Fund Class: [All]; Fund Columns: [All Non-Zero Funds]; Account Expression: [All]; Balance Date: 07/31/2022; Detail: No; Created On: 8/25/2022 2:05:25 PM

Description	28211	29102	31400	31600	31700	31701	31703	Total
11012 - Cash	(\$71.02)	\$28,775.12	(\$21,790.75)	\$684,522.96	\$755.90	\$436,326.31	\$17,981.25	\$3,551,182.68
<b>Subtotal of Account Type: Asset</b>	<b>(\$71.02)</b>	<b>\$28,775.12</b>	<b>(\$21,790.75)</b>	<b>\$684,522.96</b>	<b>\$755.90</b>	<b>\$436,326.31</b>	<b>\$17,981.25</b>	<b>\$3,551,182.68</b>
<b>Subtotal of Account Group: Assets</b>	<b>(\$71.02)</b>	<b>\$28,775.12</b>	<b>(\$21,790.75)</b>	<b>\$684,522.96</b>	<b>\$755.90</b>	<b>\$436,326.31</b>	<b>\$17,981.25</b>	<b>\$3,551,182.68</b>
23126 - Unemployment Insurance	\$0.00	\$0.00	\$0.00	\$0.00	\$0.00	\$0.00	\$0.00	\$260.04
23127 - Workers' Compensation (Employee)	\$0.00	\$0.00	\$0.00	\$0.00	\$0.00	\$0.00	\$0.00	\$0.38
23134 - State Retirement System Contributions (Employer)	\$0.00	\$0.00	\$0.00	\$0.00	\$0.00	\$0.00	\$0.00	\$879.46
23141 - Federal Income Tax	\$0.00	\$0.00	\$0.00	\$0.00	\$0.00	\$0.00	\$0.00	\$0.02
23142 - State Income Tax	\$45.98	\$0.00	\$0.00	\$0.00	\$0.00	\$0.00	\$0.00	\$4,858.62
23147 - Voluntary Deductions	\$0.00	\$0.00	\$0.00	\$0.00	\$0.00	\$0.00	\$0.00	(\$44.00)
23161 - VD - ReliaStar	\$0.00	\$0.00	\$0.00	\$0.00	\$0.00	\$0.00	\$0.00	\$50.00
23162 - VD - Security Benefit	\$0.00	\$0.00	\$0.00	\$0.00	\$0.00	\$0.00	\$0.00	\$650.00
23224 - Education Retirement	\$0.00	\$0.00	\$0.00	\$0.00	\$0.00	\$0.00	\$0.00	\$18,696.91
23225 - Health Insurance	\$0.00	\$0.00	\$0.00	\$0.00	\$0.00	\$0.00	\$0.00	\$14,527.78
23226 - Unemployment Insurance	\$0.00	\$0.00	\$0.00	\$0.00	\$0.00	\$0.00	\$0.00	(\$153.45)
23227 - Workers Comensation	\$0.00	\$0.00	\$0.00	\$0.00	\$0.00	\$0.00	\$0.00	(\$0.38)
23245 - Retiree Health Care	(\$117.00)	\$0.00	\$0.00	\$0.00	\$0.00	\$0.00	\$0.00	(\$3,342.87)
<b>Subtotal of Account Type: Liability</b>	<b>(\$71.02)</b>	<b>\$0.00</b>	<b>\$0.00</b>	<b>\$0.00</b>	<b>\$0.00</b>	<b>\$0.00</b>	<b>\$0.00</b>	<b>\$36,382.51</b>
32300 - Unreserved Fund Balance	(\$18,577.98)	\$28,775.12	(\$21,790.75)	\$791,829.52	\$755.90	\$434,955.48	\$17,981.25	\$3,581,598.13
Net Increase/Decrease	\$18,577.98	\$0.00	\$0.00	(\$107,306.56)	\$0.00	\$1,370.83	\$0.00	(\$66,797.96)
<b>Subtotal of Account Type: Fund Balance/Retained Earnings</b>	<b>\$0.00</b>	<b>\$28,775.12</b>	<b>(\$21,790.75)</b>	<b>\$684,522.96</b>	<b>\$755.90</b>	<b>\$436,326.31</b>	<b>\$17,981.25</b>	<b>\$3,514,800.17</b>
<b>Subtotal of Account Group: Liabilities/Fund Balance</b>	<b>(\$71.02)</b>	<b>\$28,775.12</b>	<b>(\$21,790.75)</b>	<b>\$684,522.96</b>	<b>\$755.90</b>	<b>\$436,326.31</b>	<b>\$17,981.25</b>	<b>\$3,551,182.68</b>