

**Health Leadership High School  
Financial Update  
September 28, 2022**

**A. BARs**

	<u>BAR #</u>	<u>Fund Description</u>	<u>Reason/Type</u>	<u>Amount</u>
1	2223-0004-M	11000 - Operational	1000 Function Maintenance	\$ -
2	2223-0005-M	11000 - Operational	2XXX Function Maintenance	\$ -
3	2223-0006-I	26121 - Kellogg Foundation	Increase	\$ 2,500
4	2223-0007-I	31600 - Capital Improvements HB-33	Increase	\$ 5,009
5	2223-0008-D	31701 - Capital Improvements SB-9 Local	Decrease	\$ (36,821)
6	2223-0009-I	11000 - Operational	Increase	\$ 40,111
7	<i>waiting for APS</i>	24309 - SEL II	Initial Budget for Carryover	\$ 9,583
8	<i>waiting for APS</i>	24342 - ESSER III OST Grant	Initial Budget	\$ 52,100

**B. Payroll & Accounts Payable Payment Vouchers**

1 August 2022

**C. Financial Statement Reports - as of August 31, 2022**

1 Recommended Change  
2 Financial Analysis  
3 Bank Reconciliations

**D. Other**

Must submit backup for all BARs, except transfers of funds for SEG or direct grants

**STATE OF NEW MEXICO**  
**PUBLIC EDUCATION DEPARTMENT**  
 300 Don Gaspar Santa Fe, NM 87501-2786  
**Budget Adjustment Request**

Doc. ID: 001-752-2223-0004-M

Fund Type: General Fund / Capital Outlay / Debt Service

Adjustment Type: Maintenance

Fiscal Year: 2022-2023

Entity Name: Health Leadership High School

Adjustment Changes Intent/Scope of Program Yes or No?: No

Contact: Jolene Jaramillo, Business Manager

Total Approved Budget (Flowthrough):

Phone: (505) 429-1080

Email: jolene@k12accounting.com

<b>FLOWTHROUGH ONLY</b>	
Budget Period: Jul 1 2022 12:00AM	To: Jun 30 2023 12:00AM
A. Approved Carryover:	
B. Total Current Year Allocation:	
D. Total Funding Available:	

Fund	Function	Object	Program	Location	Job Class	Present Budget	Adj Amt Exp	Adj Budget	ADD'L FTE
11000 Operational	1000 Instruction	52311 Health and Medical Premiums	0000 No Program	001752 Health Leadership High School	1611 Substitutes-Sick Leave	\$10,211	(\$8,535)	\$1,676	
11000 Operational	1000 Instruction	52710 Workers Compensation Premium	0000 No Program	001752 Health Leadership High School	1611 Substitutes-Sick Leave	\$139	(\$139)		
11000 Operational	1000 Instruction	52710 Workers Compensation Premium	4040 Extended Learning Time Programs	001752 Health Leadership High School	1411 Teachers-Grades 1-12	\$527	(\$15)	\$512	
11000 Operational	1000 Instruction	52710 Workers Compensation Premium	4040 Extended Learning Time Programs	001752 Health Leadership High School	1412 Teachers-Special Education	\$46	(\$2)	\$44	
11000 Operational	1000 Instruction	56106 Other Classroom Materials - Operational	1010 Regular Education (PreK-12) Programs	001752 Health Leadership High School	0000 No Job Class	\$10,000	(\$1,865)	\$8,135	
11000 Operational	1000 Instruction	56118 General Supplies and Materials	4040 Extended Learning Time Programs	001752 Health Leadership High School	0000 No Job Class	\$76,089	(\$2,202)	\$73,887	
11000 Operational	1000 Instruction	51100 Salaries Expense	2000 Special Programs	001752 Health Leadership High School	1412 Teachers-Special Education	\$105,097	\$89	\$105,186	
11000 Operational	1000 Instruction	51100 Salaries Expense	4040 Extended Learning Time Programs	001752 Health Leadership High School	1412 Teachers-Special Education	\$3,261	\$4,081	\$7,342	
11000 Operational	1000 Instruction	52710 Workers Compensation Premium	1010 Regular Education (PreK-12) Programs	001752 Health Leadership High School	1411 Teachers-Grades 1-12	\$6,146	\$490	\$6,636	
11000 Operational	1000 Instruction	52710 Workers Compensation Premium	2000 Special Programs	001752 Health Leadership High School	1412 Teachers-Special Education	\$1,462	\$726	\$2,188	
11000 Operational	1000 Instruction	54610 Rental - Land and Buildings	9000 Co-Curricular and Extra-Curricular Activities	001752 Health Leadership High School	0000 No Job Class		\$3,305	\$3,305	
11000 Operational	1000 Instruction	56109 Instructional Materials On Line Digital Subscriptions	1010 Regular Education (PreK-12) Programs	001752 Health Leadership High School	0000 No Job Class		\$990	\$990	
11000 Operational	1000 Instruction	56112 Other Instructional Materials	1010 Regular Education (PreK-12) Programs	001752 Health Leadership High School	0000 No Job Class		\$875	\$875	
11000 Operational	1000 Instruction	56118 General Supplies and Materials	1010 Regular Education (PreK-12) Programs	001752 Health Leadership High School	0000 No Job Class	\$1,519	\$2,202	\$3,721	
Sub Total							\$0		
Indirect Cost									
<b>DOC. TOTAL</b>							\$0		

**Justification:**

1000 Function Maintenance (City of Alb rental; and other misc adjustments)

Compliance with Sections 10-15-1 and 22-8-12, NMSA, 1978 Compilation:

A. The requested budget/changes were authorized at a scheduled Board of Education or Governance Council meeting open to the public on:

B. Justification for the transfer: Explanation such as "underbudgeted", "insufficient budget", or "needed to close out Project" ARE NOT ACCEPTABLE. Attach additional sheets if necessary.

ALL TRANSFER BARS MUST NET OUT TO ZERO ON THE DOC. TOTAL LINE.

Must submit backup for all BARs,  
except transfers of funds for SEG or  
direct grants

**STATE OF NEW MEXICO**  
**PUBLIC EDUCATION DEPARTMENT**  
300 Don Gaspar Santa Fe, NM 87501-2786  
**Budget Adjustment Request**

Doc. ID: 001-752-2223-0005-M

Fund Type: General Fund / Capital  
Outlay / Debt Service

Adjustment Type: Maintenance

Fiscal Year: 2022-2023

Entity Name: Health Leadership High School

Adjustment Changes Intent/Scope of Program Yes or No?: No

Contact: Jolene Jaramillo, Business Manager

Total Approved Budget (Flowthrough):

Phone: (505) 429-1080

Email: jolene@k12accounting.com

<b>FLOWTHROUGH ONLY</b>	<b>Budget Period:</b> Jul 1 2022 12:00AM	<b>To:</b> Jun 30 2023 12:00AM
<b>A. Approved Carryover:</b>		
<b>B. Total Current Year Allocation:</b>		
<b>D. Total Funding Available:</b>		

Fund	Function	Object	Program	Location	Job Class	Present Budget	Adj Amt Exp	Adj Budget	ADD'L FTE
11000 Operational	2100 Support Services-Students	51100 Salaries Expense	0000 No Program	001752 Health Leadership High School	1216 Health Assistants	\$12,500	(\$10,000)	\$2,500	(0.20)
11000 Operational	2100 Support Services-Students	51100 Salaries Expense	0000 No Program	001752 Health Leadership High School	1218 School/Student Support	\$90,000	(\$90,000)		(1.00)
11000 Operational	2100 Support Services-Students	51100 Salaries Expense	2000 Special Programs	001752 Health Leadership High School	1214 Guidance Counselors/Social Workers	\$78,817	(\$2,590)	\$76,227	
11000 Operational	2100 Support Services-Students	52111 Educational Retirement	0000 No Program	001752 Health Leadership High School	1218 School/Student Support	\$15,435	(\$15,435)		
11000 Operational	2100 Support Services-Students	52111 Educational Retirement	2000 Special Programs	001752 Health Leadership High School	1211 Coordinator/Subject Matter Specialist	\$9,721	(\$7)	\$9,714	
11000 Operational	2100 Support Services-Students	52111 Educational Retirement	2000 Special Programs	001752 Health Leadership High School	1214 Guidance Counselors/Social Workers	\$14,181	(\$1,108)	\$13,073	
11000 Operational	2100 Support Services-Students	52111 Educational Retirement	0000 No Program	001752 Health Leadership High School	1216 Health Assistants	\$2,144	(\$1,716)	\$428	
11000 Operational	2100 Support Services-Students	52111 Educational Retirement	4040 Extended Learning Time Programs	001752 Health Leadership High School	1214 Guidance Counselors/Social Workers	\$1,297	(\$610)	\$687	
11000 Operational	2100 Support Services-Students	52112 ERA - Retiree Health	0000 No Program	001752 Health Leadership High School	1218 School/Student Support	\$1,800	(\$1,800)		
11000 Operational	2100 Support Services-Students	52112 ERA - Retiree Health	2000 Special Programs	001752 Health Leadership High School	1211 Coordinator/Subject Matter Specialist	\$1,134	(\$2)	\$1,132	
11000 Operational	2100 Support Services-Students	52112 ERA - Retiree Health	2000 Special Programs	001752 Health Leadership High School	1214 Guidance Counselors/Social Workers	\$1,655	(\$131)	\$1,524	
11000 Operational	2100 Support Services-Students	52112 ERA - Retiree Health	0000 No Program	001752 Health Leadership High School	1216 Health Assistants	\$250	(\$201)	\$49	
11000 Operational	2100 Support Services-Students	52112 ERA - Retiree Health	4040 Extended Learning Time Programs	001752 Health Leadership High School	1214 Guidance Counselors/Social Workers	\$153	(\$73)	\$80	
11000 Operational	2100 Support Services-Students	52312 Life	0000 No Program	001752 Health Leadership High School	1218 School/Student Support	\$57	(\$57)		
11000 Operational	2100 Support Services-Students	52312 Life	0000 No Program	001752 Health Leadership High School	1216 Health Assistants	\$15	(\$12)	\$3	
11000 Operational	2100 Support Services-Students	52312 Life	4040 Extended Learning Time Programs	001752 Health Leadership High School	1214 Guidance Counselors/Social Workers	\$6	(\$3)	\$3	
11000 Operational	2100 Support Services-Students	52500 Unemployment Compensation	0000 No Program	001752 Health Leadership High School	1216 Health Assistants	\$24	(\$20)	\$4	

11000 Operational	2100 Support Services-Students	52500 Unemployment Compensation	0000 No Program	001752 Health Leadership High School	1218 School/Student Support	\$95	(\$95)	Page 5 of 56	
11000 Operational	2100 Support Services-Students	52500 Unemployment Compensation	4040 Extended Learning Time Programs	001752 Health Leadership High School	1214 Guidance Counselors/Social Workers	\$10	(\$6)	\$4	
11000 Operational	2100 Support Services-Students	52500 Unemployment Compensation	2000 Special Programs	001752 Health Leadership High School	1214 Guidance Counselors/Social Workers	\$91	(\$2)	\$89	
11000 Operational	2400 Support Services-School Administration	51100 Salaries Expense	0000 No Program	001752 Health Leadership High School	1217 Secretarial/Clerical/Technical Assistants	\$38,300	(\$10,000)	\$28,300	(0.20)
11000 Operational	2400 Support Services-School Administration	52311 Health and Medical Premiums	0000 No Program	001752 Health Leadership High School	1217 Secretarial/Clerical/Technical Assistants	\$8,169	(\$8,169)		
11000 Operational	2500 Central Services	57331 Fixed Assets (more than \$5,000)	0000 No Program	001752 Health Leadership High School	0000 No Job Class	\$316,763	(\$37,361)	\$279,402	
11000 Operational	2100 Support Services-Students	51100 Salaries Expense	0000 No Program	001752 Health Leadership High School	1211 Coordinator/Subject Matter Specialist	\$146,057	\$90,000	\$236,057	1.00
11000 Operational	2100 Support Services-Students	51100 Salaries Expense	0000 No Program	001752 Health Leadership High School	1217 Secretarial/Clerical/Technical Assistants	\$25,000	\$25,000	\$50,000	0.40
11000 Operational	2100 Support Services-Students	51100 Salaries Expense	4025 At-Risk Special Programs	001752 Health Leadership High School	1214 Guidance Counselors/Social Workers	\$26,276	\$3,754	\$30,030	
11000 Operational	2100 Support Services-Students	51100 Salaries Expense	4040 Extended Learning Time Programs	001752 Health Leadership High School	1211 Coordinator/Subject Matter Specialist		\$2,921	\$2,921	
11000 Operational	2100 Support Services-Students	52111 Educational Retirement	0000 No Program	001752 Health Leadership High School	1217 Secretarial/Clerical/Technical Assistants	\$4,288	\$4,288	\$8,576	
11000 Operational	2100 Support Services-Students	52111 Educational Retirement	4025 At-Risk Special Programs	001752 Health Leadership High School	1214 Guidance Counselors/Social Workers	\$4,507	\$643	\$5,150	
11000 Operational	2100 Support Services-Students	52111 Educational Retirement	4040 Extended Learning Time Programs	001752 Health Leadership High School	1211 Coordinator/Subject Matter Specialist		\$501	\$501	
11000 Operational	2100 Support Services-Students	52111 Educational Retirement	0000 No Program	001752 Health Leadership High School	1211 Coordinator/Subject Matter Specialist	\$25,564	\$14,075	\$39,639	
11000 Operational	2100 Support Services-Students	52112 ERA - Retiree Health	0000 No Program	001752 Health Leadership High School	1217 Secretarial/Clerical/Technical Assistants	\$500	\$500	\$1,000	
11000 Operational	2100 Support Services-Students	52112 ERA - Retiree Health	0000 No Program	001752 Health Leadership High School	1211 Coordinator/Subject Matter Specialist	\$2,982	\$1,641	\$4,623	
11000 Operational	2100 Support Services-Students	52112 ERA - Retiree Health	4025 At-Risk Special Programs	001752 Health Leadership High School	1214 Guidance Counselors/Social Workers	\$526	\$75	\$601	
11000 Operational	2100 Support Services-Students	52112 ERA - Retiree Health	4040 Extended Learning Time Programs	001752 Health Leadership High School	1211 Coordinator/Subject Matter Specialist		\$59	\$59	
11000 Operational	2100 Support Services-Students	52312 Life	0000 No Program	001752 Health Leadership High School	1211 Coordinator/Subject Matter Specialist	\$111	\$81	\$192	
11000 Operational	2100 Support Services-Students	52312 Life	2000 Special Programs	001752 Health Leadership High School	1211 Coordinator/Subject Matter Specialist	\$43	\$11	\$54	
11000 Operational	2100 Support Services-Students	52312 Life	2000 Special Programs	001752 Health Leadership High School	1214 Guidance Counselors/Social Workers	\$54	\$9	\$63	
11000 Operational	2100 Support Services-Students	52312 Life	4025 At-Risk Special Programs	001752 Health Leadership High School	1214 Guidance Counselors/Social Workers	\$20	\$7	\$27	

11000 Operational	2100 Support Services-Students	52312 Life	4040 Extended Learning Time Programs	001752 Health Leadership High School	1211 Coordinator/Subject Matter Specialist		\$4		Page 6 of 56
11000 Operational	2100 Support Services-Students	52312 Life	0000 No Program	001752 Health Leadership High School	1217 Secretarial/Clerical/Technical Assistants	\$29	\$31	\$60	
11000 Operational	2100 Support Services-Students	52500 Unemployment Compensation	0000 No Program	001752 Health Leadership High School	1211 Coordinator/Subject Matter Specialist	\$186	\$120	\$306	
11000 Operational	2100 Support Services-Students	52500 Unemployment Compensation	2000 Special Programs	001752 Health Leadership High School	1211 Coordinator/Subject Matter Specialist	\$72	\$28	\$100	
11000 Operational	2100 Support Services-Students	52500 Unemployment Compensation	0000 No Program	001752 Health Leadership High School	1217 Secretarial/Clerical/Technical Assistants	\$48	\$39	\$87	
11000 Operational	2100 Support Services-Students	52500 Unemployment Compensation	4025 At-Risk Special Programs	001752 Health Leadership High School	1214 Guidance Counselors/Social Workers	\$34	\$4	\$38	
11000 Operational	2100 Support Services-Students	52500 Unemployment Compensation	4040 Extended Learning Time Programs	001752 Health Leadership High School	1211 Coordinator/Subject Matter Specialist		\$5	\$5	
11000 Operational	2100 Support Services-Students	53211 Diagnosticians - Contracted	2000 Special Programs	001752 Health Leadership High School	0000 No Job Class	\$10,000	\$992	\$10,992	
11000 Operational	2100 Support Services-Students	53213 Occupational Therapists - Contracted	2000 Special Programs	001752 Health Leadership High School	0000 No Job Class		\$910	\$910	
11000 Operational	2100 Support Services-Students	53330 Professional Development	0000 No Program	001752 Health Leadership High School	0000 No Job Class	\$2,616	\$435	\$3,051	
11000 Operational	2100 Support Services-Students	56118 General Supplies and Materials	0000 No Program	001752 Health Leadership High School	0000 No Job Class	\$3,500	\$634	\$4,134	
11000 Operational	2200 Support Services-Instruction	52311 Health and Medical Premiums	0000 No Program	001752 Health Leadership High School	1211 Coordinator/Subject Matter Specialist	\$3,474	\$4,260	\$7,734	
11000 Operational	2200 Support Services-Instruction	52312 Life	0000 No Program	001752 Health Leadership High School	1211 Coordinator/Subject Matter Specialist	\$57	\$9	\$66	
11000 Operational	2200 Support Services-Instruction	52313 Dental	0000 No Program	001752 Health Leadership High School	1211 Coordinator/Subject Matter Specialist	\$104	\$12	\$116	
11000 Operational	2200 Support Services-Instruction	52314 Vision	0000 No Program	001752 Health Leadership High School	1211 Coordinator/Subject Matter Specialist	\$46	\$40	\$86	
11000 Operational	2200 Support Services-Instruction	52315 Disability	0000 No Program	001752 Health Leadership High School	1211 Coordinator/Subject Matter Specialist	\$178	\$8	\$186	
11000 Operational	2200 Support Services-Instruction	53414 Other Services	0000 No Program	001752 Health Leadership High School	0000 No Job Class		\$1,537	\$1,537	
11000 Operational	2300 Support Services-General Administration	52311 Health and Medical Premiums	0000 No Program	001752 Health Leadership High School	1111 Superintendent	\$14,027	\$519	\$14,546	
11000 Operational	2300 Support Services-General Administration	52312 Life	0000 No Program	001752 Health Leadership High School	1111 Superintendent	\$57	\$9	\$66	
11000 Operational	2300 Support Services-General Administration	52313 Dental	0000 No Program	001752 Health Leadership High School	1111 Superintendent	\$616	\$26	\$642	
11000 Operational	2300 Support Services-General Administration	52314 Vision	0000 No Program	001752 Health Leadership High School	1111 Superintendent	\$102	\$5	\$107	
11000 Operational	2300 Support Services-General Administration	52315 Disability	0000 No Program	001752 Health Leadership High School	1111 Superintendent	\$206	\$8	\$214	

11000 Operational	2300 Support Services-General Administration	53411 Auditing	0000 No Program	001752 Health Leadership High School	0000 No Job Class	\$20,000	\$2,830	\$22,830	Page 7 of 56
11000 Operational	2300 Support Services-General Administration	53413 Legal	0000 No Program	001752 Health Leadership High School	0000 No Job Class	\$39,600	\$1,619	\$41,219	
11000 Operational	2300 Support Services-General Administration	53711 Other Charges	0000 No Program	001752 Health Leadership High School	0000 No Job Class	\$1,500	\$1,400	\$2,900	
11000 Operational	2300 Support Services-General Administration	56113 Software	0000 No Program	001752 Health Leadership High School	0000 No Job Class		\$162	\$162	
11000 Operational	2400 Support Services-School Administration	53330 Professional Development	0000 No Program	001752 Health Leadership High School	0000 No Job Class		\$1,200	\$1,200	
11000 Operational	2500 Central Services	54311 Maintenance & Repair - Furniture/Fixtures/ Equipment	0000 No Program	001752 Health Leadership High School	0000 No Job Class	\$5,000	\$4,975	\$9,975	
11000 Operational	2500 Central Services	54630 Rental - Computers and Related Equipment	0000 No Program	001752 Health Leadership High School	0000 No Job Class	\$800	\$200	\$1,000	
11000 Operational	2500 Central Services	56113 Software	0000 No Program	001752 Health Leadership High School	0000 No Job Class	\$18,225	\$3,395	\$21,620	
11000 Operational	2600 Operation & Maintenance of Plant	54312 Maintenance & Repair - Buildings and Grounds	0000 No Program	001752 Health Leadership High School	0000 No Job Class	\$5,000	\$4,407	\$9,407	
11000 Operational	2600 Operation & Maintenance of Plant	54411 Electricity	0000 No Program	001752 Health Leadership High School	0000 No Job Class	\$22,000	\$2,350	\$24,350	
11000 Operational	2600 Operation & Maintenance of Plant	54416 Communication Services	0000 No Program	001752 Health Leadership High School	0000 No Job Class	\$12,386	\$1,210	\$13,596	
11000 Operational	2600 Operation & Maintenance of Plant	55915 Other Contract Services	0000 No Program	001752 Health Leadership High School	0000 No Job Class	\$26,544	\$2,450	\$28,994	
Sub Total							\$0		
Indirect Cost									
<b>DOC. TOTAL</b>							\$0		

**Justification:**

Function Maintenance (Increase to staff salary; increase for other costs; corrections to acct code)

Compliance with Sections 10-15-1 and 22-8-12, NMSA, 1978 Compilation:

A. The requested budget/changes were authorized at a scheduled Board of Education or Governance Council meeting open to the public on:

B. Justification for the transfer: Explanation such as "underbudgeted", "insufficient budget", or "needed to close out Project" ARE NOT ACCEPTABLE. Attach additional sheets if necessary.

ALL TRANSFER BARS MUST NET OUT TO ZERO ON THE DOC. TOTAL LINE.

Must submit backup for all BARs,  
except transfers of funds for SEG or  
direct grants

**STATE OF NEW MEXICO**  
**PUBLIC EDUCATION DEPARTMENT**  
300 Don Gaspar Santa Fe, NM 87501-2786  
**Budget Adjustment Request**

Doc. ID: 001-752-2223-0006-I

Fund Type: Direct Grant

Adjustment Type: Increase

Fiscal Year: 2022-2023

Entity Name: Health Leadership High School

Adjustment Changes Intent/Scope of Program Yes or No?: No

Contact: Jolene Jaramillo, Business Manager

Total Approved Budget (Flowthrough):

Phone: (505) 429-1080

Email: jolene@k12accounting.com

<b>FLOWTHROUGH ONLY</b>	Budget Period: Jul 1 2022 12:00AM	To: Jun 30 2023 12:00AM
A. Approved Carryover:		
B. Total Current Year Allocation:		
D. Total Funding Available:		

Revenue 26121.0000.11112 \$2,500

Fund	Function	Object	Program	Location	Job Class	Present Budget	Adj Amt Exp	Adj Budget	ADD'L FTE
26121 Kellogg Fund/Kellogg Foundation	2100 Support Services-Students	56118 General Supplies and Materials	0000 No Program	001752 Health Leadership High School	0000 No Job Class	\$2,500	\$2,500	\$5,000	
Sub Total							\$2,500		
Indirect Cost									
<b>DOC. TOTAL</b>							\$2,500		

**Justification:**

True up Fund Balance budget vs. actual.

Compliance with Sections 10-15-1 and 22-8-12, NMSA, 1978 Compilation:

A. The requested budget/changes were authorized at a scheduled Board of Education or Governance Council meeting open to the public on:

B. Justification for the transfer: Explanation such as "underbudgeted", "insufficient budget", or "needed to close out Project" ARE NOT ACCEPTABLE. Attach additional sheets if necessary.

ALL TRANSFER BARS MUST NET OUT TO ZERO ON THE DOC. TOTAL LINE.



Must submit backup for all BARs, except transfers of funds for SEG or direct grants

**STATE OF NEW MEXICO**  
**PUBLIC EDUCATION DEPARTMENT**  
 300 Don Gaspar Santa Fe, NM 87501-2786  
**Budget Adjustment Request**

Doc. ID: 001-752-2223-0007-1

Fund Type: General Fund / Capital Outlay / Debt Service

Adjustment Type: Increase

Fiscal Year: 2022-2023

Entity Name: Health Leadership High School

Adjustment Changes Intent/Scope of Program Yes or No?: No

Contact: Jolene Jaramillo, Business Manager

Total Approved Budget (Flowthrough):

Phone: (505) 429-1080

Email: jolene@k12accounting.com

<b>FLOWTHROUGH ONLY</b>	
Budget Period: Jul 1 2022 12:00AM	To: Jun 30 2023 12:00AM
A. Approved Carryover:	
B. Total Current Year Allocation:	
D. Total Funding Available:	

Revenue 31600.0000.11112 \$5,009

Fund	Function	Object	Program	Location	Job Class	Present Budget	Adj Amt Exp	Adj Budget	ADD'L FTE
31600	4000 Capital Outlay	57331 Fixed Assets (more than \$5,000)	0000 No Program	001752 Health Leadership High School	0000 No Job Class	\$103,039	\$5,009	\$108,048	
Sub Total							\$5,009		
Indirect Cost									
<b>DOC. TOTAL</b>							\$5,009		

**Justification:**

True up Cash Balance budget vs. actual.

Compliance with Sections 10-15-1 and 22-8-12, NMSA, 1978 Compilation:

A. The requested budget/changes were authorized at a scheduled Board of Education or Governance Council meeting open to the public on:

B. Justification for the transfer: Explanation such as "underbudgeted", "insufficient budget", or "needed to close out Project" ARE NOT ACCEPTABLE. Attach additional sheets if necessary.

ALL TRANSFER BARS MUST NET OUT TO ZERO ON THE DOC. TOTAL LINE.

Must submit backup for all BARs,  
except transfers of funds for SEG or  
direct grants

**STATE OF NEW MEXICO**  
**PUBLIC EDUCATION DEPARTMENT**  
300 Don Gaspar Santa Fe, NM 87501-2786  
**Budget Adjustment Request**

Doc. ID: 001-752-2223-0008-D

Fund Type: Flowthrough

Adjustment Type: Decrease

Fiscal Year: 2022-2023

Entity Name: Health Leadership High School

Adjustment Changes Intent/Scope of Program Yes or No?: No

Contact: Jolene Jaramillo, Business Manager

Total Approved Budget (Flowthrough):

Phone: (505) 429-1080

Email: jolene@k12accounting.com

<b>FLOWTHROUGH ONLY</b>	
Budget Period: 07/01/2022	To: 06/30/2023
A. Approved Carryover:	
B. Total Current Year Allocation:	
D. Total Funding Available:	

Revenue 31701.0000.11112 (\$36,821)

Fund	Function	Object	Program	Location	Job Class	Present Budget	Adj Amt Exp	Adj Budget	ADD'L FTE
31701 Capital Improvements SB-9 Local	4000 Capital Outlay	56119 Supply Assets (\$5,000 or less).	0000 No Program	001752 Health Leadership High School	0000 No Job Class	\$25,144	(\$15,000)	\$10,144	
31701 Capital Improvements SB-9 Local	4000 Capital Outlay	57331 Fixed Assets (more than \$5,000)	0000 No Program	001752 Health Leadership High School	0000 No Job Class	\$67,119	(\$21,821)	\$45,298	
						Sub Total	(\$36,821)		
						<b>Indirect Cost</b>			
						<b>DOC. TOTAL</b>	(\$36,821)		

**Justification:**

True down of cash balance budget vs. actual.

Compliance with Sections 10-15-1 and 22-8-12, NMSA, 1978 Compilation:

A. The requested budget/changes were authorized at a scheduled Board of Education or Governance Council meeting open to the public on:

B. Justification for the transfer: Explanation such as "underbudgeted", "insufficient budget", or "needed to close out Project" ARE NOT ACCEPTABLE. Attach additional sheets if necessary.

ALL TRANSFER BARS MUST NET OUT TO ZERO ON THE DOC. TOTAL LINE.

Must submit backup for all BARs,  
except transfers of funds for SEG or  
direct grants

**STATE OF NEW MEXICO**  
**PUBLIC EDUCATION DEPARTMENT**  
300 Don Gaspar Santa Fe, NM 87501-2786  
**Budget Adjustment Request**

Doc. ID: 001-752-2223-0009-I

Fund Type: General Fund / Capital  
Outlay / Debt Service

Adjustment Type: Increase

Fiscal Year: 2022-2023

Entity Name: Health Leadership High School

Adjustment Changes Intent/Scope of Program Yes or No?: No

Contact: Jolene Jaramillo, Business Manager

Total Approved Budget (Flowthrough):

Phone: (505) 429-1080

Email: jolene@k12accounting.com

<b>FLOWTHROUGH ONLY</b>	Budget Period: 07/01/2022	To: 06/30/2023
	A. Approved Carryover:	
	B. Total Current Year Allocation:	
	D. Total Funding Available:	

Revenue 11000.0000.11111 \$40,111

Fund	Function	Object	Program	Location	Job Class	Present Budget	Adj Amt Exp	Adj Budget	ADD'L FTE
11000 Operational	1000 Instruction	55915 Other Contract Services	1010 Regular Education (PreK-12) Programs	001752 Health Leadership High School	0000 No Job Class	\$6,000	\$226	\$6,226	
11000 Operational	2100 Support Services-Students	53414 Other Services	0000 No Program	001752 Health Leadership High School	0000 No Job Class		\$18,334	\$18,334	
11000 Operational	2100 Support Services-Students	56113 Software	0000 No Program	001752 Health Leadership High School	0000 No Job Class	\$3,000	\$11,235	\$14,235	
11000 Operational	2200 Support Services-Instruction	53414 Other Services	0000 No Program	001752 Health Leadership High School	0000 No Job Class		\$10,316	\$10,316	
Sub Total							\$40,111		
Indirect Cost									
<b>DOC. TOTAL</b>							<b>\$40,111</b>		

**Justification:**

True up cash balance budget vs. actual (Power School training; Testing Services; Other Services).

Compliance with Sections 10-15-1 and 22-8-12, NMSA, 1978 Compilation:

A. The requested budget/changes were authorized at a scheduled Board of Education or Governance Council meeting open to the public on:

B. Justification for the transfer: Explanation such as "underbudgeted", "insufficient budget", or "needed to close out Project" ARE NOT ACCEPTABLE. Attach additional sheets if necessary.

ALL TRANSFER BARS MUST NET OUT TO ZERO ON THE DOC. TOTAL LINE.



**EXHIBIT B—FINANCIAL INFORMATION SHEET**

Description	Function Code	Object Code	Description	Amount
Direct Instructors - Certified Teachers Academic Year	1000	51300	Additional Compensation Academic Year	\$6,800.00
Direct Instructors - Non-Certified Instructors AY	1000	51300	Additional Compensation Academic Year	\$41,400.00
Benefits - Certified Teachers	1000	52111	Educational Retirement	\$900.00
Benefits - Certified Teachers	1000	52112	ERA	\$104.00
Benefits - Certified Teachers	1000	52210	FICA	\$323.00
Benefits - Certified Teachers	1000	52220	Medicare	\$76.00
Benefits - Program Director	2100	52111	Educational Retirement	\$241.00
Benefits - Program Director	2100	52112	ERA	\$32.00
Benefits - Program Director	2100	52210	FICA	\$100.00
Benefits - Program Director	2100	52220	Medicare	\$24.00
Software	2500	55915	EZReports Software (purchased by subcontractor)	\$1,100.00
Other #1 Admin	2200	55913	OTHER 1: ENTER BRIEF DESCRIPTION: Evaluation	\$1,000.00
			<b>Direct Cost Subtotal</b>	<b>\$52,100.00</b>
<b>Indirect Cost</b>	<b>2300</b>	<b>53713</b>	<b>Indirect Cost Allocation (@ 0%)</b>	<b>\$ 0.00</b>
			<b>Total</b>	<b>\$52,100.00</b>

\* All fieldtrips require program-level preapproval through lesson plan submission and review.

Requested changes between Function Codes 1000 to 2000 or 3300 require submission of a "Transfer" Budget Adjustment Request (BAR) within the OBMS and requires preapproval at program level.

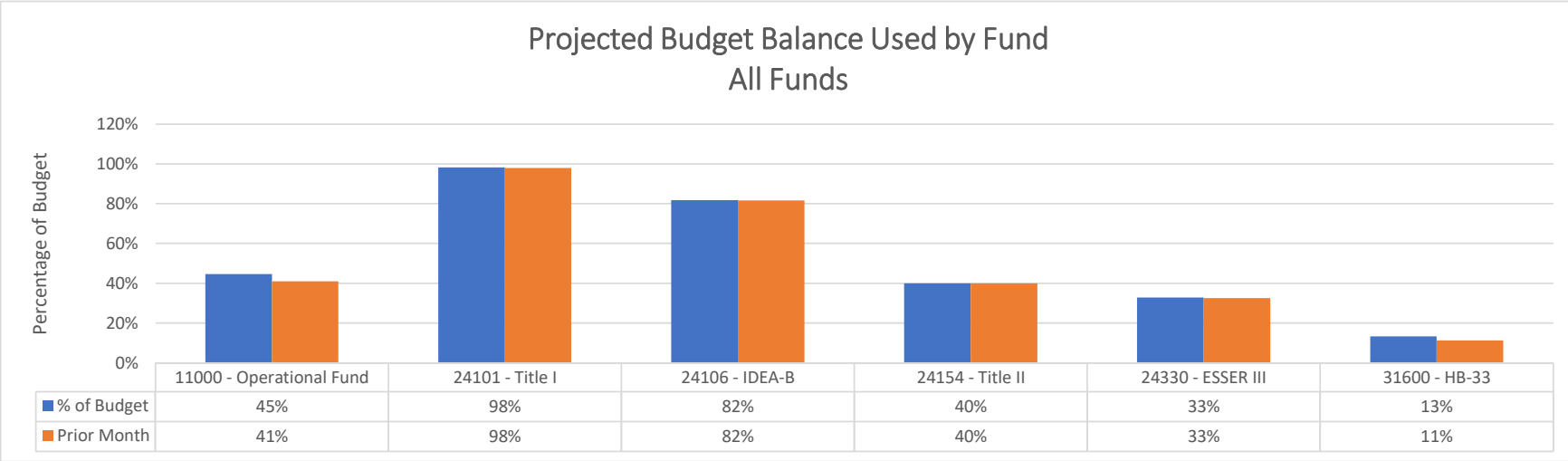
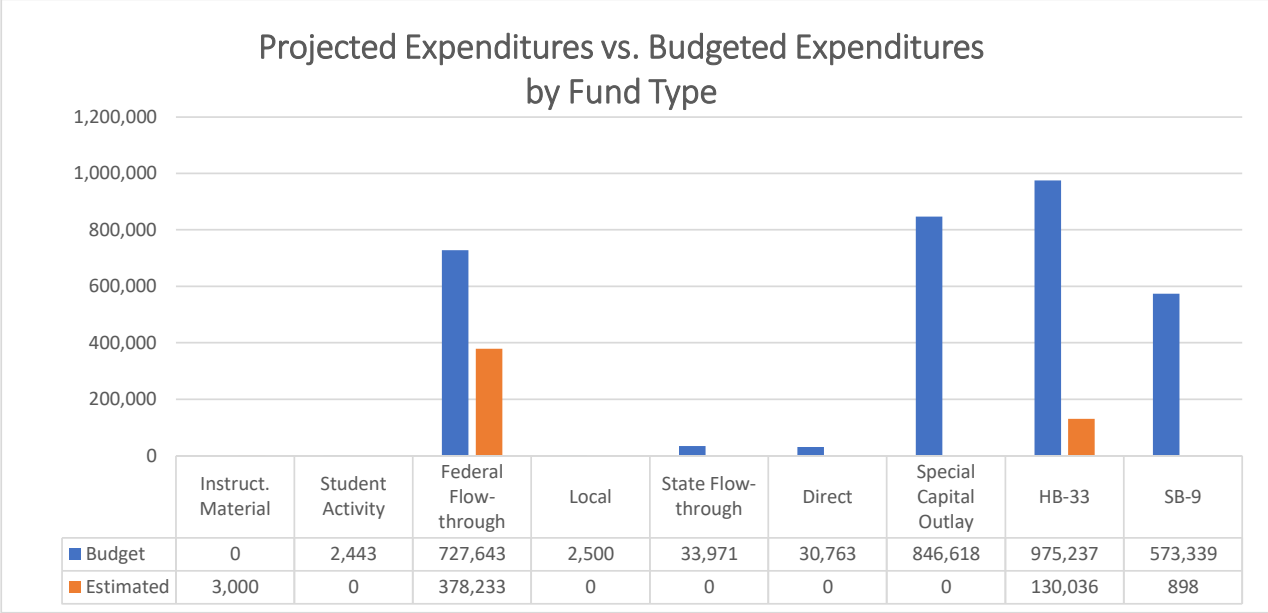
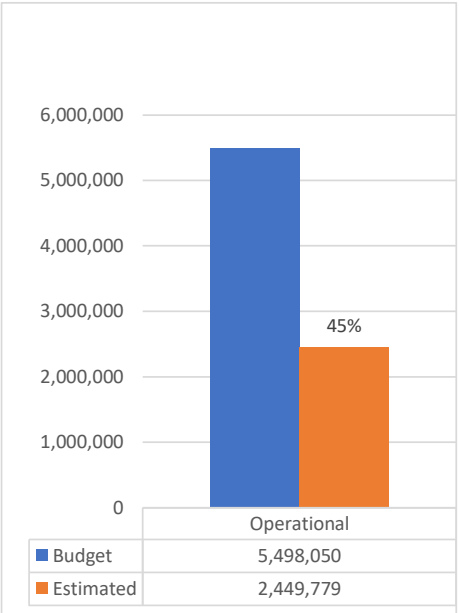
**PED24341GY201**

<b>Fund:</b>	67302	
<b>Dept:</b>	S0500	
<b>Bud Ref:</b>	92136	
<b>Class Code:</b>	E0000	

# Health Leadership High School

## Expenditure Analytical Review

August 31, 2022











## Health Leadership High School Financial Summary

Source	Beginning Fund Balance	Revenue	Expenditure	Net Dec/Inc	Fund Balance	Liabilities	Cash Balance
11000 - Operational Fund	\$ 2,545,111.14	\$ 499,882.61	\$ (362,942.04)	\$ 136,940.57	\$ 2,682,051.71	\$ 43,573.46	\$ 2,725,625.17
14000 - Inst. Materials Fund	\$ 7,244.78	\$ -	\$ -	\$ -	\$ 7,244.78	\$ -	\$ 7,244.78
23000 - Non-Instruct. Fund	\$ 2,442.50	\$ -	\$ -	\$ -	\$ 2,442.50	\$ -	\$ 2,442.50
24101 - Title I	\$ (35,859.36)	\$ 35,859.36	\$ (18,069.45)	\$ 17,789.91	\$ (18,069.45)	\$ 4,040.99	\$ (14,028.46)
24106 - IDEA-B	\$ (9,909.14)	\$ 9,909.14	\$ (5,377.42)	\$ 4,531.72	\$ (5,377.42)	\$ 1,279.64	\$ (4,097.78)
24146 - Charter Schools	\$ -	\$ -	\$ -	\$ -	\$ -	\$ -	\$ -
24153 - Title III	\$ -	\$ -	\$ -	\$ -	\$ -	\$ -	\$ -
24154 - Title II	\$ (1,303.05)	\$ 1,303.05	\$ (1,618.13)	\$ (315.08)	\$ (1,618.13)	\$ -	\$ (1,618.13)
24174 - Carl D Perkins	\$ (3,021.21)	\$ 6,945.21	\$ -	\$ 6,945.21	\$ 3,924.00	\$ -	\$ 3,924.00
24176 - Carl Perkins Redistribution	\$ -	\$ -	\$ -	\$ -	\$ -	\$ -	\$ -
24190 - CSI	\$ -	\$ -	\$ -	\$ -	\$ -	\$ -	\$ -
24191 - HSRD	\$ -	\$ -	\$ -	\$ -	\$ -	\$ -	\$ -
24307 - SEL	\$ -	\$ -	\$ -	\$ -	\$ -	\$ -	\$ -
24308 - CRRSA GEER	\$ (73,510.56)	\$ 76,264.74	\$ -	\$ 76,264.74	\$ 2,754.18	\$ 12.94	\$ 2,767.12
24309 - CRRSA, SEL	\$ (3,841.22)	\$ 3,841.22	\$ (8,446.41)	\$ (4,605.19)	\$ (8,446.41)	\$ 0.00	\$ (8,446.41)
24316 - USDE CRRSA ESSER II	\$ (2,754.18)	\$ -	\$ -	\$ -	\$ (2,754.18)	\$ -	\$ (2,754.18)
24330 - ESSER III	\$ -	\$ -	\$ (38,360.75)	\$ (38,360.75)	\$ (38,360.75)	\$ 2,027.01	\$ (36,333.74)
26121 - Kellogg Foundation	\$ 5,000.00	\$ -	\$ -	\$ -	\$ 5,000.00	\$ -	\$ 5,000.00
26222 - Emergency Connectivity Fund FCC	\$ (63,545.96)	\$ -	\$ -	\$ -	\$ (63,545.96)	\$ -	\$ (63,545.96)
27107 - Library SB-66	\$ -	\$ -	\$ -	\$ -	\$ -	\$ -	\$ -
27109 - Inst Mat GAA	\$ 4,226.32	\$ -	\$ -	\$ -	\$ 4,226.32	\$ -	\$ 4,226.32
27189 - College Advisor	\$ -	\$ -	\$ -	\$ -	\$ -	\$ 22.94	\$ 22.94
27502 - CTE Program	\$ (18,686.47)	\$ 18,686.47	\$ -	\$ 18,686.47	\$ -	\$ -	\$ -
28182 - Adult Basic Education HED	\$ -	\$ -	\$ -	\$ -	\$ -	\$ -	\$ -
28211 - COVID Testing Program	\$ (18,577.98)	\$ 18,577.98	\$ -	\$ 18,577.98	\$ -	\$ 0.00	\$ 0.00
29102 - Direct Grant	\$ 28,775.12	\$ -	\$ -	\$ -	\$ 28,775.12	\$ -	\$ 28,775.12
31200 - Lease Assistance	\$ -	\$ -	\$ -	\$ -	\$ -	\$ -	\$ -
31400 - Special Capital Outlay	\$ (21,790.75)	\$ -	\$ -	\$ -	\$ (21,790.75)	\$ -	\$ (21,790.75)
31600 - HB-33	\$ 791,829.52	\$ 3,642.73	\$ (130,036.43)	\$ (126,393.70)	\$ 665,435.82	\$ -	\$ 665,435.82
31700 - SB-9 State Match	\$ 755.90	\$ -	\$ -	\$ -	\$ 755.90	\$ -	\$ 755.90
31701 - SB-9 Local	\$ 434,955.48	\$ 1,852.86	\$ (18.53)	\$ 1,834.33	\$ 436,789.81	\$ -	\$ 436,789.81
31703 - SB-9 Cash	\$ 17,981.25	\$ -	\$ -	\$ -	\$ 17,981.25	\$ -	\$ 17,981.25
<b>TOTAL</b>	<b>\$ 3,585,522.13</b>	<b>\$ 676,765.37</b>	<b>\$ (564,869.16)</b>	<b>\$ 111,896.21</b>	<b>\$ 3,697,418.34</b>	<b>\$ 50,956.98</b>	<b>\$ 3,748,375.32</b>

	Cash in Bank	Prepaid Expense	Receivables	
Bank Statement Ending Balance	\$3,756,059.66	-	-	3,756,059.66
Uncleared Payments	7,684.34			7,684.34
Uncleared Deposits				
Revised System Cash Balance				3,748,375.32

# Health Leadership High School

## Check Report

Begin Date: 08/01/2022; End Date: 08/31/2022; Check Type: Accounts Payable; Payee: [All]; Bank: [All]; Accounting Cycle: FY22-23; Limit Results to This Cycle: Yes; Account Expression: [All]; Show Detail by Voucher: Yes; Created On: 9/16/2022 6:28:36 PM

Check Date	Check Number	Payee	Type	Amount
08/04/2022		ACES - Assoc. of Charter School Education Services	Accounts Payable	\$11,211.39
08/04/2022		CenturyLink Communications, LLC	Accounts Payable	\$72.31
08/04/2022	4225	Clear Channel Outdoor	Accounts Payable	\$2,873.81
08/04/2022	4226	Comnet Consulting, Inc.	Accounts Payable	\$2,991.49
08/04/2022	4227	GoTo Technologies USA, Inc	Accounts Payable	\$680.07
08/04/2022	4228	JMP Academy of Professional Development	Accounts Payable	\$1,185.25
08/04/2022	4229	Melissa Plese	Accounts Payable	\$297.00
08/04/2022	4230	National Cleaning	Accounts Payable	\$2,045.31
08/04/2022	4231	Unite Private Networks, LLC	Accounts Payable	\$854.90
08/04/2022	4232	Verizon Wireless	Accounts Payable	\$3,295.38
08/11/2022		Amazon Online	Accounts Payable	\$366.15
08/11/2022	4236	Cristian Hernandez Campo	Accounts Payable	\$20.68
08/11/2022	4237	DMH Law LLC	Accounts Payable	\$2,693.75
08/11/2022	4238	Kelsey C. Baun	Accounts Payable	\$1,986.91
08/12/2022	4239	RM 6401 LLC	Accounts Payable	\$20,000.00
08/19/2022		Quadient Leasing USA, Inc	Accounts Payable	\$200.00
08/19/2022	4240	Alarm Research Inc.	Accounts Payable	\$86.20
08/19/2022	4241	City Of Albuquerque - Attention Community Centers	Accounts Payable	\$1,337.50
08/19/2022	4242	Culligan Bottled Water of Albuquerque	Accounts Payable	\$37.75
08/19/2022	4243	Ephesus Inc	Accounts Payable	\$206.14
08/19/2022	4244	Sharp Business Systems	Accounts Payable	\$6.14
08/19/2022	4245	U-Stor-It	Accounts Payable	\$139.00
08/19/2022	4246	Verizon Wireless	Accounts Payable	\$852.96
08/19/2022	4247	GUERRILLA GRAPHIX INC	Accounts Payable	\$1,057.07
08/26/2022		Amazon Online	Accounts Payable	\$1,627.92
08/26/2022		Chyno, Ltd. Co.	Accounts Payable	\$20,291.30
08/26/2022		NM Gas Company	Accounts Payable	\$27.45
08/26/2022		Quadient Leasing USA, Inc	Accounts Payable	\$190.72
08/26/2022	4249	Albuquerque Charter School League	Accounts Payable	\$925.00
08/26/2022	4250	Comnet Consulting, Inc.	Accounts Payable	\$1,050.56
08/26/2022	4251	Cristian Hernandez Campo	Accounts Payable	\$37.75
08/26/2022	4252	Rising Sun Technologies	Accounts Payable	\$375.00
08/26/2022	4253	Sandia Safe & Lock	Accounts Payable	\$105.00
<b>Sub Total</b>				<b>\$79,127.86</b>

# Health Leadership High School

## Check Report

Begin Date: 08/01/2022; End Date: 08/31/2022; Check Type: Accounts Payable; Payee: [All]; Bank: [All]; Accounting Cycle: FY22-23; Limit Results to This Cycle: Yes; Account Expression: [All]; Show Detail by Voucher: Yes; Created On: 9/16/2022 6:28:36 PM

Voucher Number	Bank Name	Account Number	Check Number	Payee	Amount	Type
AP23007	NM Bank and Trust	120106281		ACES - Assoc. of Charter School Education Services	\$11,211.39	Accounts Payable
Vendor	PO Number	Invoice #	Account Code	Description	Issue Date	Amount
ACES - Assoc. of Charter School Education Services	PO23-0042	9731	11000-2500-53414-0000-001752-0000-00000	Business Management Services FY23	06/30/2022	\$11,211.39
<b>Sub Total</b>						<b>\$11,211.39</b>
Voucher Number	Bank Name	Account Number	Check Number	Payee	Amount	Type
AP23012	NM Bank and Trust	120106281		Amazon Online	\$1,627.92	Accounts Payable
Vendor	PO Number	Invoice #	Account Code	Description	Issue Date	Amount
Amazon Online	PO23-0078	443546984455	11000-1000-56118-1010-001752-0000-00000	800 hojas de notas adhesivas emergentes de 3 x 3 pulgadas, con forro de notas adhesivas a rayas, lista de colores brillantes surtidos para oficina, universidad, suministros para cuadernos, 8 almohadillas	08/03/2022	\$12.99
Amazon Online	PO23-0078	443546984455	11000-1000-56118-1010-001752-0000-00000	Alternate Tender	08/03/2022	(\$6.51)
Amazon Online	PO23-0078	443546984455	11000-1000-56118-1010-001752-0000-00000	Amazon Basics Multipurpose Copy Printer Paper, 8.5 x 11 Inch 20Lb Paper - 8 Ream Case (4,000 Sheets), 92 GE Bright White	08/03/2022	\$315.60
Amazon Online	PO23-0078	568675837993	11000-1000-56118-1010-001752-0000-00000	AmazonCommercial Tela facial de 2 capas, color blanco, a granel para negocios, certificado FSC, 100 hojas por caja (30 cajas) (hoja de 8 x 8 pulgadas)	08/03/2022	\$45.80
Amazon Online	PO23-0078	443546984455	11000-1000-56118-1010-001752-0000-00000	Arteza Notas adhesivas, 96 almohadillas, 100 hojas cada una, 3 x 3 pulgadas, 6 colores surtidos, readhesivos, suministros de oficina para listas de tareas, recordatorios y estudios	08/03/2022	\$98.60
Amazon Online	PO23-0078	443546984455	11000-1000-56118-1010-001752-0000-00000	Arteza Resaltadores amarillos, paquete de 64, marcadores de punta ancha de cincel, paquete a granel de marcadores de colores, suministros de oficina para exámenes, escuela, oficina, hogar	08/03/2022	\$32.89
Amazon Online	PO23-0078	443546984455	11000-1000-56118-1010-001752-0000-00000	FreeLionVon Bomba de bola eléctrica, bomba de aire inteligente, inflado rápido portátil, bomba de bola eléctrica automática (2 agujas y 1 boquilla para fútbol, baloncesto, voleibol, rugby y vueltas de natación (negro)	08/03/2022	\$17.99
Amazon Online	PO23-0078	443546984455	11000-1000-56118-1010-001752-0000-00000	Oxford, fichas hojas con renglones, Blanco	08/03/2022	\$22.00
Amazon Online	PO23-0078	443546984455	11000-1000-56118-1010-001752-0000-00000	Paquete de 100 gomas de borrar blancas, sin látex ni manchas para aulas de arte, dibujo, profesores, escuela en el hogar y mucho más	08/03/2022	\$21.99

Amazon Online	PO23-0078	443546984455	11000-1000-56118-1010-001752-0000-00000	Paquete de 8 notas adhesivas con forro, 8 colores autoadhesivas para notas, 4 x 6 pulgadas, brillantes postes adhesivos coloridos y cuadrados grandes para oficina, hogar, escuela, reuniones, 40 hojas/bloc	08/03/2022	\$7.19
Amazon Online	PO23-0078	437834684475	11000-1000-56118-1010-001752-0000-00000	Post-it Self-Stick Easel Pad, Blanco	08/03/2022	\$269.12
Amazon Online	PO23-0078	468669649675	11000-1000-56118-1010-001752-0000-00000	ProAdvantage P150125 vendas adhesivas flexibles grande, " x 4", paquete de 50 unidades	08/03/2022	\$7.99
Amazon Online	PO23-0078	443546984455	11000-1000-56118-1010-001752-0000-00000	Separadores de solapa grande Avery de papel gamuza con 5 etiquetas multicolor, 1 Set (1119), Multicolor Paquete de 6	08/03/2022	\$21.95
Amazon Online	PO23-0078	443546984455	11000-1000-56118-1010-001752-0000-00000	SUNEE Carpetas de 2 bolsillos con puntas (100 paquetes, 5 colores surtidos), carpetas de papel con 2 bolsillos y 3 puntas para papel tamaño carta, carpetas con puntas para la escuela, oficina, hogar, negocios	08/03/2022	\$90.06
Amazon Online	PO23-0078	443546984455	11000-1000-56118-1010-001752-0000-00000	Tarjetas para negocios, Blanco	08/03/2022	\$9.96
Amazon Online	PO23-0078	443546984455	11000-1000-56118-1010-001752-0000-00000	Tops 1- Tema Espiral Portatil., Colores Variados	08/03/2022	\$278.90
Amazon Online	PO23-0078	443546984455	11000-1000-56118-1010-001752-0000-00000	TOWWI Calendario mensual de escritorio para planificar horarios diarios, 16.7 x 11.6 pulgadas (negro)	08/03/2022	\$26.97
Amazon Online	PO23-0078	443546984455	11000-1000-56118-1010-001752-0000-00000	Vendora's - Soporte elevador de aluminio portátil y plegable con soporte ergonómico desmontable para computadora para escritorio, sofá y cama (plateado)	08/03/2022	\$24.99
Amazon Online	PO23-0078	443546984455	11000-1000-56118-1010-001752-0000-00000	Yyxlife - Cinta adhesiva de doble cara para alfombras, extraíble, multiusos, de agarre, para suelos de madera dura, alfombras al aire libre, alfombras, resistente, 2 pulgadas x 10 yardas, color blanco	08/03/2022	\$9.67
Amazon Online	PO23-0078	443546984455	11000-2100-56118-0000-001752-0000-00000	Alternate Tender	08/03/2022	(\$1.35)
Amazon Online	PO23-0078	443546984455	11000-2100-56118-0000-001752-0000-00000	Medpride - Guantes de vinilo para examen médico   Sin látex ni talco   Desechables, ultrarresistentes, transparentes   Uso en manejo de alimentos	08/03/2022	\$179.80
Amazon Online	PO23-0078	443546984455	11000-2100-56118-0000-001752-0000-00000	Solimo Amazon Brand - Detergente líquido concentrado para ropa, lavanda, 110 cargas, 82.5 onzas líquidas	08/03/2022	\$25.98
Amazon Online	PO23-0078	443546984455	11000-3100-56117-0000-001752-0000-00000	Alternate Tender	08/03/2022	(\$0.36)
Amazon Online	PO23-0078	443546984455	11000-3100-56117-0000-001752-0000-00000	Guantes desechables de preparación de alimentos, 500 guantes desechables de plástico, seguros para alimentos, manipulación de alimentos, talla única (500 unidades)	08/03/2022	\$32.67
Amazon Online	PO23-0078	443546984455	11000-3100-56117-0000-001752-0000-00000	Kit de prueba desinfectante para restaurante para amonio cuaternario (QAC, Multi Quat) 0-500 ppm y papel de prueba de cloro 10-200 ppm [2 frascos de 100 tiras de papel]	08/03/2022	\$11.83
Amazon Online	PO23-0078	443546984455	11000-3100-56117-0000-001752-0000-00000	Red para el cabello, 100 unidades, malla elástica invisible de 20 pulgadas, para servicio de alimentos, moño de ballet, dormir, mujeres y peluca (100, negro)	08/03/2022	\$9.97
Amazon Online	PO23-0077	537547774666	11000-1000-56118-1010-001752-0000-00000	Franklin Sports Baseball and Softball Glove - Field Master - Baseball and Softball Mitt	08/03/2022	\$24.99

Amazon Online	PO23-0077	537547774666	11000-1000-56118-1010-001752-0000-00000	MacGregor X2Y Youth Rubber Football	08/03/2022	\$36.24
<b>Sub Total</b>						<b>\$1,627.92</b>
<b>Voucher Number</b>	<b>Bank Name</b>	<b>Account Number</b>	<b>Check Number</b>	<b>Payee</b>	<b>Amount</b>	<b>Type</b>
AP23008	NM Bank and Trust	120106281		Amazon Online	\$366.15	Accounts Payable
<b>Vendor</b>	<b>PO Number</b>	<b>Invoice #</b>	<b>Account Code</b>	<b>Description</b>	<b>Issue Date</b>	<b>Amount</b>
Amazon Online	PO23-0077	668997353996	11000-1000-56118-1010-001752-0000-00000	20ft Agility Ladder & Soccer Training Equipment for Kids - Football Training Equipment for Youth Set - Increase Speed & Footwork for Tennis, Basketball, Sports & Fitness - Cones, Bag & Workout Charts	08/03/2022	\$25.97
Amazon Online	PO23-0077	856563574357	11000-1000-56118-1010-001752-0000-00000	Aozora Baseball Bat 25 inch Softball Bat Family Self-Defense Yellow Lightweight Wood Bat (Bat with Tape)	08/03/2022	\$20.99
Amazon Online	PO23-0077	895879454396	11000-1000-56118-1010-001752-0000-00000	Franklin Sports Blackhawk Backyard Soccer Goal - Portable Kids Soccer Net - Pop Up Folding Indoor Outdoor Goals - 12' x 6' - Optic Yellow	08/03/2022	\$59.99
Amazon Online	PO23-0077	944379593789	11000-1000-56118-1010-001752-0000-00000	GoSports Classic Soccer Ball 6 Pack - Size 5 - with Premium Pump and Carrying Bag	08/03/2022	\$49.73
Amazon Online	PO23-0077	668997353996	11000-1000-56118-1010-001752-0000-00000	Hey! Play! 80-10605	08/03/2022	\$16.64
Amazon Online	PO23-0077	668997353996	11000-1000-56118-1010-001752-0000-00000	Pro Disc Cones (Set of 50) - Agility Soccer Cones with Carry Bag and Holder for Sports Training, Football, Basketball, Coaching, Practice Equipment, Kids - Includes 15 Best Drills Book (Bright Orange)	08/03/2022	\$22.95
Amazon Online	PO23-0077	895879454396	11000-1000-56118-1010-001752-0000-00000	Tebery 12 Pack Standard Size Adult Baseballs Unmarked & Leather Covered Training Ball	08/03/2022	\$36.95
Amazon Online	PO23-0077	895879454396	11000-1000-56118-1010-001752-0000-00000	Xcello Sports Volleyball Assorted Graphics with Pump (Pack of 2)	08/03/2022	\$27.95
Amazon Online	PO23-0077	697444983636	11000-1000-56119-1010-001752-0000-00000	Mac Sports Heavy Duty Steel Frame Collapsible Folding 150 Pound Capacity Outdoor Camping Garden Utility Wagon Yard Cart, Gray	08/03/2022	\$104.98
<b>Sub Total</b>						<b>\$366.15</b>
<b>Voucher Number</b>	<b>Bank Name</b>	<b>Account Number</b>	<b>Check Number</b>	<b>Payee</b>	<b>Amount</b>	<b>Type</b>
AP23007	NM Bank and Trust	120106281		CenturyLink Communications, LLC	\$72.31	Accounts Payable
<b>Vendor</b>	<b>PO Number</b>	<b>Invoice #</b>	<b>Account Code</b>	<b>Description</b>	<b>Issue Date</b>	<b>Amount</b>
CenturyLink Communications, LLC	PO23-0008	499 20220722	11000-2600-54416-0000-001752-0000-00000	Commication services	06/30/2022	\$72.31
<b>Sub Total</b>						<b>\$72.31</b>
<b>Voucher Number</b>	<b>Bank Name</b>	<b>Account Number</b>	<b>Check Number</b>	<b>Payee</b>	<b>Amount</b>	<b>Type</b>
AP23012	NM Bank and Trust	120106281		Chyno, Ltd. Co.	\$20,291.30	Accounts Payable
<b>Vendor</b>	<b>PO Number</b>	<b>Invoice #</b>	<b>Account Code</b>	<b>Description</b>	<b>Issue Date</b>	<b>Amount</b>
Chyno, Ltd. Co.	PO23-0011	287192597273	11000-2600-54415-0000-001752-0000-00000	Water/ Sewage	06/30/2022	\$351.30
Chyno, Ltd. Co.	PO23-0012	September Rent	11000-2600-54610-0000-001752-0000-00000	Lease of Building	06/30/2022	\$19,940.00
<b>Sub Total</b>						<b>\$20,291.30</b>

Voucher Number	Bank Name	Account Number	Check Number	Payee	Amount	Type
AP23012	NM Bank and Trust	120106281		NM Gas Company	\$27.45	Accounts Payable
Vendor	PO Number	Invoice #	Account Code	Description	Issue Date	Amount
NM Gas Company	PO23-0029	20220817	11000-2600-55915-0000-001752-0000-00000	Natural Gas Utility for Building	06/30/2022	\$27.45
<b>Sub Total</b>						<b>\$27.45</b>
Voucher Number	Bank Name	Account Number	Check Number	Payee	Amount	Type
AP23010	NM Bank and Trust	120106281		Quadient Leasing USA, Inc	\$200.00	Accounts Payable
Vendor	PO Number	Invoice #	Account Code	Description	Issue Date	Amount
Quadient Leasing USA, Inc	PO23-0083	20220728	11000-2500-54630-0000-001752-0000-00000	Quarterly Leasing, Postage and Equipment purchases	08/12/2022	\$200.00
<b>Sub Total</b>						<b>\$200.00</b>
Voucher Number	Bank Name	Account Number	Check Number	Payee	Amount	Type
AP23012	NM Bank and Trust	120106281		Quadient Leasing USA, Inc	\$190.72	Accounts Payable
Vendor	PO Number	Invoice #	Account Code	Description	Issue Date	Amount
Quadient Leasing USA, Inc	PO23-0083	N9536486	11000-2500-54630-0000-001752-0000-00000	Quarterly Leasing, Postage and Equipment purchases	08/12/2022	\$190.72
<b>Sub Total</b>						<b>\$190.72</b>
Voucher Number	Bank Name	Account Number	Check Number	Payee	Amount	Type
AP23007	NM Bank and Trust	120106281	4225	Clear Channel Outdoor	\$2,873.81	Accounts Payable
Vendor	PO Number	Invoice #	Account Code	Description	Issue Date	Amount
Clear Channel Outdoor	PO22-0127	27109537	11000-2300-55400-0000-001752-0000-00000	Poster Advertising: Dates: July 4th through the week of September 19th – 12 weeks Panel 5711 Eubank North of Central Face North Panel 30271 University North of Lomas Face South Panel 97761 Bridge West of 8th Street Face West	04/26/2022	\$2,873.81
<b>Sub Total</b>						<b>\$2,873.81</b>
Voucher Number	Bank Name	Account Number	Check Number	Payee	Amount	Type
AP23007	NM Bank and Trust	120106281	4226	Comnet Consulting, Inc.	\$2,991.49	Accounts Payable
Vendor	PO Number	Invoice #	Account Code	Description	Issue Date	Amount
Comnet Consulting, Inc.	PO23-0046	15636	11000-2500-53414-0000-001752-0000-00000	IT Services FY23	08/04/2022	\$2,966.56
Comnet Consulting, Inc.	PO23-0046	15575	11000-2500-56118-0000-001752-0000-00000	Miscellaneous Items	08/04/2022	\$24.93
<b>Sub Total</b>						<b>\$2,991.49</b>
Voucher Number	Bank Name	Account Number	Check Number	Payee	Amount	Type
AP23007	NM Bank and Trust	120106281	4227	GoTo Technologies USA, Inc	\$680.07	Accounts Payable
Vendor	PO Number	Invoice #	Account Code	Description	Issue Date	Amount
GoTo Technologies USA, Inc	PO23-0023	IN7101311071	11000-2600-54416-0000-001752-0000-00000	Communication Services	06/30/2022	\$680.07
<b>Sub Total</b>						<b>\$680.07</b>
Voucher Number	Bank Name	Account Number	Check Number	Payee	Amount	Type

AP23007	NM Bank and Trust	120106281	4228	JMP Academy of Professional Development	\$1,185.25	Accounts Payable
Vendor	PO Number	Invoice #	Account Code	Description	Issue Date	Amount
JMP Academy of Professional	PO23-0022	1131	11000-2100-53414-2000-001752-0000-00000	PD for SPED Coordinator	06/30/2022	\$1,185.25
<b>Sub Total</b>						<b>\$1,185.25</b>
Voucher Number	Bank Name	Account Number	Check Number	Payee	Amount	Type
AP23007	NM Bank and Trust	120106281	4229	Melissa Plese	\$297.00	Accounts Payable
Vendor	PO Number	Invoice #	Account Code	Description	Issue Date	Amount
Melissa Plese	PO22-0117	20220114	11000-2500-53711-0000-001752-0000-00000	College Credit Connection Reimbursment. Literacy Techniques	11/20/2021	\$297.00
<b>Sub Total</b>						<b>\$297.00</b>
Voucher Number	Bank Name	Account Number	Check Number	Payee	Amount	Type
AP23007	NM Bank and Trust	120106281	4230	National Cleaning	\$2,045.31	Accounts Payable
Vendor	PO Number	Invoice #	Account Code	Description	Issue Date	Amount
National Cleaning	PO23-0028	000509	11000-2600-55915-0000-001752-0000-00000	Janitorial Services 7/1/22 - 6/30/2023 July 2022	06/30/2022	\$2,045.31
<b>Sub Total</b>						<b>\$2,045.31</b>
Voucher Number	Bank Name	Account Number	Check Number	Payee	Amount	Type
AP23007	NM Bank and Trust	120106281	4231	Unite Private Networks, LLC	\$854.90	Accounts Payable
Vendor	PO Number	Invoice #	Account Code	Description	Issue Date	Amount
Unite Private Networks, LLC	PO23-0040	SI-22-022943	11000-2600-54416-0000-001752-0000-00000	Communication Service	06/30/2022	\$854.90
<b>Sub Total</b>						<b>\$854.90</b>
Voucher Number	Bank Name	Account Number	Check Number	Payee	Amount	Type
AP23007	NM Bank and Trust	120106281	4232	Verizon Wireless	\$3,295.38	Accounts Payable
Vendor	PO Number	Invoice #	Account Code	Description	Issue Date	Amount
Verizon Wireless	PO22-0167	9907805428a	11000-2600-53711-0000-001752-0000-00000	18-Hot Spots for Students Use , additional 30 Hotspots added	08/04/2022	\$2,442.42
Verizon Wireless	PO22-0167	9910112680	11000-2600-53711-0000-001752-0000-00000	18-Hot Spots for Students Use , additional 30 Hotspots added	08/04/2022	\$852.96
<b>Sub Total</b>						<b>\$3,295.38</b>
Voucher Number	Bank Name	Account Number	Check Number	Payee	Amount	Type
AP23008	NM Bank and Trust	120106281	4236	Cristian Hernandez Campo	\$20.68	Accounts Payable
Vendor	PO Number	Invoice #	Account Code	Description	Issue Date	Amount
Cristian Hernandez Campo	PO23-0059	111-3740357-8405809	11000-1000-56118-1010-001752-0000-00000	Teachers Supplies ( Reimbursement) NTE:\$100	07/20/2022	\$8.69
Cristian Hernandez Campo	PO23-0059	111-7977421-8885011	11000-1000-56118-1010-001752-0000-00000	Teachers Supplies ( Reimbursement) NTE:\$100	07/20/2022	\$11.99
<b>Sub Total</b>						<b>\$20.68</b>
Voucher Number	Bank Name	Account Number	Check Number	Payee	Amount	Type
AP23008	NM Bank and Trust	120106281	4237	DMH Law LLC	\$2,693.75	Accounts Payable



Vendor	PO Number	Invoice #	Account Code	Description	Issue Date	Amount
DMH Law LLC	PO23-0051	58	11000-2300-53413-0000-001752-0000- 00000	Legal Services	06/30/2022	\$2,693.75
<b>Sub Total</b>						<b>\$2,693.75</b>
Voucher Number	Bank Name	Account Number	Check Number	Payee	Amount	Type
AP23008	NM Bank and Trust	120106281	4238	Kelsey C. Baun	\$1,986.91	Accounts Payable
Vendor	PO Number	Invoice #	Account Code	Description	Issue Date	Amount
Kelsey C. Baun	PO22-0180	400	11000-1000-53330-1010-001752-0000- 00000	Professional Staff Development	08/08/2022	\$1,986.91
<b>Sub Total</b>						<b>\$1,986.91</b>
Voucher Number	Bank Name	Account Number	Check Number	Payee	Amount	Type
AP23009	NM Bank and Trust	120106281	4239	RM 6401 LLC	\$20,000.00	Accounts Payable
Vendor	PO Number	Invoice #	Account Code	Description	Issue Date	Amount
RM 6401 LLC	PO23-0054	20220812	31600-4000-57200-0000-001752-0000- 00000	Pre-Development Contract for the purchase of property at 6401 Jefferson NE, Albuquerque, NM 87109 Rm6401	07/05/2022	\$20,000.00
<b>Sub Total</b>						<b>\$20,000.00</b>
Voucher Number	Bank Name	Account Number	Check Number	Payee	Amount	Type
AP23010	NM Bank and Trust	120106281	4240	Alarm Research Inc.	\$86.20	Accounts Payable
Vendor	PO Number	Invoice #	Account Code	Description	Issue Date	Amount
Alarm Research Inc.	PO23-0003	213699	11000-2600-55915-0000-001752-0000- 00000	Alarm Services and Repairs	06/30/2022	\$86.20
<b>Sub Total</b>						<b>\$86.20</b>
Voucher Number	Bank Name	Account Number	Check Number	Payee	Amount	Type
AP23010	NM Bank and Trust	120106281	4241	City Of Albuquerque - Attention Community Centers	\$1,337.50	Accounts Payable
Vendor	PO Number	Invoice #	Account Code	Description	Issue Date	Amount
City Of Albuquerque - Attention Community Centers	PO23-0087	3881848	11000-1000-54610-9000-001752-0000- 00000	Fall Semester Gym Usage. August 18 2022 - December 20, 2022 Tuesday & Thursday 9:30am-12:30pm	08/16/2022	\$1,312.50
City Of Albuquerque - Attention Community Centers	PO23-0087	3881848	11000-1000-54610-9000-001752-0000- 00000	Non-Refundable Cleaning Fee	08/16/2022	\$25.00
<b>Sub Total</b>						<b>\$1,337.50</b>
Voucher Number	Bank Name	Account Number	Check Number	Payee	Amount	Type
AP23010	NM Bank and Trust	120106281	4242	Culligan Bottled Water of Albuquerque	\$37.75	Accounts Payable
Vendor	PO Number	Invoice #	Account Code	Description	Issue Date	Amount
Culligan Bottled Water of Albuquerque	PO23-0015	270180	11000-2100-56118-0000-001752-0000- 00000	Culligan Bottle Water	06/30/2022	\$37.75
<b>Sub Total</b>						<b>\$37.75</b>
Voucher Number	Bank Name	Account Number	Check Number	Payee	Amount	Type
AP23010	NM Bank and Trust	120106281	4243	Ephesus Inc	\$206.14	Accounts Payable
Vendor	PO Number	Invoice #	Account Code	Description	Issue Date	Amount
Ephesus Inc	PO23-0019	5021271968	11000-1000-54630-1010-001752-0000- 00000	Copier Lease	06/30/2022	\$206.14

<b>Sub Total</b>						<b>\$206.14</b>
<b>Voucher Number</b>	<b>Bank Name</b>	<b>Account Number</b>	<b>Check Number</b>	<b>Payee</b>	<b>Amount</b>	<b>Type</b>
AP23010	NM Bank and Trust	120106281	4244	Sharp Business Systems	\$6.14	Accounts Payable
<b>Vendor</b>	<b>PO Number</b>	<b>Invoice #</b>	<b>Account Code</b>	<b>Description</b>	<b>Issue Date</b>	<b>Amount</b>
Sharp Business Systems	PO21-0205	9003933912	11000-1000-55915-1010-001752-0000- 00000	Copy Overages	12/17/2021	\$6.14
<b>Sub Total</b>						<b>\$6.14</b>
<b>Voucher Number</b>	<b>Bank Name</b>	<b>Account Number</b>	<b>Check Number</b>	<b>Payee</b>	<b>Amount</b>	<b>Type</b>
AP23010	NM Bank and Trust	120106281	4245	U-Stor-It	\$139.00	Accounts Payable
<b>Vendor</b>	<b>PO Number</b>	<b>Invoice #</b>	<b>Account Code</b>	<b>Description</b>	<b>Issue Date</b>	<b>Amount</b>
U-Stor-It	PO23-0041	4154-2	11000-2600-54610-0000-001752-0000- 00000	Storage Unit	06/30/2022	\$139.00
<b>Sub Total</b>						<b>\$139.00</b>
<b>Voucher Number</b>	<b>Bank Name</b>	<b>Account Number</b>	<b>Check Number</b>	<b>Payee</b>	<b>Amount</b>	<b>Type</b>
AP23010	NM Bank and Trust	120106281	4246	Verizon Wireless	\$852.96	Accounts Payable
<b>Vendor</b>	<b>PO Number</b>	<b>Invoice #</b>	<b>Account Code</b>	<b>Description</b>	<b>Issue Date</b>	<b>Amount</b>
Verizon Wireless	PO23-0081	9912438765	11000-2600-53711-0000-001752-0000- 00000	48 Hotspots for 3 months.	08/12/2022	\$852.96
<b>Sub Total</b>						<b>\$852.96</b>
<b>Voucher Number</b>	<b>Bank Name</b>	<b>Account Number</b>	<b>Check Number</b>	<b>Payee</b>	<b>Amount</b>	<b>Type</b>
AP23011	NM Bank and Trust	120106281	4247	GUERRILLA GRAPHIX INC	\$1,057.07	Accounts Payable
<b>Vendor</b>	<b>PO Number</b>	<b>Invoice #</b>	<b>Account Code</b>	<b>Description</b>	<b>Issue Date</b>	<b>Amount</b>
GUERRILLA GRAPHIX INC	PO22-0229	P-2201462-2	24309-2100-56118-0000-001752-0000- 00000	2XL Unisex Short Sleeve Crewneck TShirts	06/23/2022	\$64.28
GUERRILLA GRAPHIX INC	PO22-0229	P-2201462-2	24309-2100-56118-0000-001752-0000- 00000	3XL Unisex Short Sleeve Crewneck Tshirts	06/23/2022	\$43.96
GUERRILLA GRAPHIX INC	PO22-0229	P-2201462-2	24309-2100-56118-0000-001752-0000- 00000	Large Unisex Short Sleeve Crewneck TShirt	06/23/2022	\$237.21
GUERRILLA GRAPHIX INC	PO22-0229	P-2201462-2	24309-2100-56118-0000-001752-0000- 00000	Medium Unisex Short Sleeve Crewneck TShirts	06/23/2022	\$237.21
GUERRILLA GRAPHIX INC	PO22-0229	P-2201462-2	24309-2100-56118-0000-001752-0000- 00000	Rounding Error Correction	06/23/2022	(\$0.01)
GUERRILLA GRAPHIX INC	PO22-0229	P-2201462-2	24309-2100-56118-0000-001752-0000- 00000	Small - Unisex shorts sleeve crewneck Tshirts	06/23/2022	\$237.21
GUERRILLA GRAPHIX INC	PO22-0229	P-2201462-2	24309-2100-56118-0000-001752-0000- 00000	XLarge Unisex Short Sleeve Crewneck TShirts	06/23/2022	\$237.21
<b>Sub Total</b>						<b>\$1,057.07</b>
<b>Voucher Number</b>	<b>Bank Name</b>	<b>Account Number</b>	<b>Check Number</b>	<b>Payee</b>	<b>Amount</b>	<b>Type</b>
AP23012	NM Bank and Trust	120106281	4249	Albuquerque Charter School League	\$925.00	Accounts Payable
<b>Vendor</b>	<b>PO Number</b>	<b>Invoice #</b>	<b>Account Code</b>	<b>Description</b>	<b>Issue Date</b>	<b>Amount</b>
Albuquerque Charter School League	PO23-0005	018B	11000-1000-53711-9000-001752-0000- 00000	Registration Fees	06/30/2022	\$850.00
Albuquerque Charter School League	PO23-0004	018	11000-1000-53711-9000-001752-0000- 00000	Official Coordinator Fee	06/30/2022	\$75.00
<b>Sub Total</b>						<b>\$925.00</b>
<b>Voucher Number</b>	<b>Bank Name</b>	<b>Account Number</b>	<b>Check Number</b>	<b>Payee</b>	<b>Amount</b>	<b>Type</b>
AP23012	NM Bank and Trust	120106281	4250	Comnet Consulting, Inc.	\$1,050.56	Accounts Payable
<b>Vendor</b>	<b>PO Number</b>	<b>Invoice #</b>	<b>Account Code</b>	<b>Description</b>	<b>Issue Date</b>	<b>Amount</b>
Comnet Consulting, Inc.	PO23-0013	15860	11000-2500-56113-0000-001752-0000- 00000	Office 365 Software	08/04/2022	\$1,050.56

<b>Sub Total</b>						<b>\$1,050.56</b>
<b>Voucher Number</b>	<b>Bank Name</b>	<b>Account Number</b>	<b>Check Number</b>	<b>Payee</b>	<b>Amount</b>	<b>Type</b>
AP23012	NM Bank and Trust	120106281	4251	Cristian Hernandez Campo	\$37.75	Accounts Payable
<b>Vendor</b>	<b>PO Number</b>	<b>Invoice #</b>	<b>Account Code</b>	<b>Description</b>	<b>Issue Date</b>	<b>Amount</b>
Cristian Hernandez Campo	PO23-0059	111-7479846-3240267	11000-1000-56118-1010-001752-0000-00000	Teachers Supplies ( Reimbursement) NTE:\$100	07/20/2022	\$37.75
<b>Sub Total</b>						<b>\$37.75</b>
<b>Voucher Number</b>	<b>Bank Name</b>	<b>Account Number</b>	<b>Check Number</b>	<b>Payee</b>	<b>Amount</b>	<b>Type</b>
AP23012	NM Bank and Trust	120106281	4252	Rising Sun Technologies	\$375.00	Accounts Payable
<b>Vendor</b>	<b>PO Number</b>	<b>Invoice #</b>	<b>Account Code</b>	<b>Description</b>	<b>Issue Date</b>	<b>Amount</b>
Rising Sun Technologies	PO23-0034	1596	11000-2500-53414-0000-001752-0000-00000	Website Maintenance	07/13/2022	\$375.00
<b>Sub Total</b>						<b>\$375.00</b>
<b>Voucher Number</b>	<b>Bank Name</b>	<b>Account Number</b>	<b>Check Number</b>	<b>Payee</b>	<b>Amount</b>	<b>Type</b>
AP23012	NM Bank and Trust	120106281	4253	Sandia Safe & Lock	\$105.00	Accounts Payable
<b>Vendor</b>	<b>PO Number</b>	<b>Invoice #</b>	<b>Account Code</b>	<b>Description</b>	<b>Issue Date</b>	<b>Amount</b>
Sandia Safe & Lock	PO22-0031	22-561919	11000-2600-54312-0000-001752-0000-00000	Key Services	06/29/2021	\$105.00
<b>Sub Total</b>						<b>\$105.00</b>
<b>Grand Total</b>						<b>\$79,127.86</b>

# Health Leadership High School

## Account Summary Report

Cycle: FY22-23; Begin Date: 08/01/2022; End Date: 08/31/2022; Account Type: Revenue; Subtotal Elements: Fund,Function; Account Expression: [All]; Subtotal By Account Type: Yes; Include Unposted Transactions: No; Created On: 9/16/2022 10:48:04 AM

Account Code	Description	Actual (Date Range)	Budget (YTD)	Actual (YTD)	Encumbrance (YTD)	Available (YTD)	% of Budget
11000-0000-41701-0000-001752-0000-00000	Operational-Fees - Activities	(\$50.00)	\$0.00	(\$50.00)	\$0.00	\$50.00	0.00
11000-0000-43101-0000-001752-0000-00000	State Equalization Guarantee	(\$249,442.02)	(\$2,993,050.00)	(\$498,884.11)	\$0.00	(\$2,494,165.89)	16.66
11000-0000-43214-0000-001752-0000-00000	Operational-Inter-Governmental Contract Revenue/REC	\$0.00	\$0.00	(\$948.50)	\$0.00	\$948.50	0.00
<b>Subtotal of Element: Revenue</b>		<b>(\$249,492.02)</b>	<b>(\$2,993,050.00)</b>	<b>(\$499,882.61)</b>	<b>\$0.00</b>	<b>(\$2,493,167.39)</b>	<b>16.70</b>
<b>Subtotal of Element: [Function] 0000 - Revenue/Balance Sheet</b>		<b>(\$249,492.02)</b>	<b>(\$2,993,050.00)</b>	<b>(\$499,882.61)</b>	<b>\$0.00</b>	<b>(\$2,493,167.39)</b>	<b>16.70</b>
<b>Subtotal of Element: [Fund] 11000 - Operational</b>		<b>(\$249,492.02)</b>	<b>(\$2,993,050.00)</b>	<b>(\$499,882.61)</b>	<b>\$0.00</b>	<b>(\$2,493,167.39)</b>	<b>16.70</b>
24101-0000-41924-0000-001752-0000-00000	Title I - IASA-Flow-through Grants From Districts to Charter Schools	(\$35,859.36)	(\$161,910.00)	(\$35,859.36)	\$0.00	(\$126,050.64)	22.14
<b>Subtotal of Element: Revenue</b>		<b>(\$35,859.36)</b>	<b>(\$161,910.00)</b>	<b>(\$35,859.36)</b>	<b>\$0.00</b>	<b>(\$126,050.64)</b>	<b>22.15</b>
<b>Subtotal of Element: [Function] 0000 - Revenue/Balance Sheet</b>		<b>(\$35,859.36)</b>	<b>(\$161,910.00)</b>	<b>(\$35,859.36)</b>	<b>\$0.00</b>	<b>(\$126,050.64)</b>	<b>22.15</b>
<b>Subtotal of Element: [Fund] 24101 - Title I - IASA</b>		<b>(\$35,859.36)</b>	<b>(\$161,910.00)</b>	<b>(\$35,859.36)</b>	<b>\$0.00</b>	<b>(\$126,050.64)</b>	<b>22.15</b>
24106-0000-41924-0000-001752-0000-00000	Entitlement IDEA-B-Flow-through Grants From Districts to Charter Schools	(\$9,909.14)	(\$55,859.00)	(\$9,909.14)	\$0.00	(\$45,949.86)	17.73
<b>Subtotal of Element: Revenue</b>		<b>(\$9,909.14)</b>	<b>(\$55,859.00)</b>	<b>(\$9,909.14)</b>	<b>\$0.00</b>	<b>(\$45,949.86)</b>	<b>17.74</b>
<b>Subtotal of Element: [Function] 0000 - Revenue/Balance Sheet</b>		<b>(\$9,909.14)</b>	<b>(\$55,859.00)</b>	<b>(\$9,909.14)</b>	<b>\$0.00</b>	<b>(\$45,949.86)</b>	<b>17.74</b>
<b>Subtotal of Element: [Fund] 24106 - Entitlement IDEA-B</b>		<b>(\$9,909.14)</b>	<b>(\$55,859.00)</b>	<b>(\$9,909.14)</b>	<b>\$0.00</b>	<b>(\$45,949.86)</b>	<b>17.74</b>
24153-0000-41924-0000-001752-0000-00000	English Language Acquisition-Flow-through Grants From Districts to Charter Schools	\$0.00	(\$2,800.00)	\$0.00	\$0.00	(\$2,800.00)	0.00
<b>Subtotal of Element: Revenue</b>		<b>\$0.00</b>	<b>(\$2,800.00)</b>	<b>\$0.00</b>	<b>\$0.00</b>	<b>(\$2,800.00)</b>	<b>0.00</b>
<b>Subtotal of Element: [Function] 0000 - Revenue/Balance Sheet</b>		<b>\$0.00</b>	<b>(\$2,800.00)</b>	<b>\$0.00</b>	<b>\$0.00</b>	<b>(\$2,800.00)</b>	<b>0.00</b>
<b>Subtotal of Element: [Fund] 24153 - English Language Acquisition</b>		<b>\$0.00</b>	<b>(\$2,800.00)</b>	<b>\$0.00</b>	<b>\$0.00</b>	<b>(\$2,800.00)</b>	<b>0.00</b>
24154-0000-41924-0000-001752-0000-00000	Teacher/Principal Training & Recruiting-Flow-through Grants From Districts to Charter Schools	(\$1,303.05)	(\$13,500.00)	(\$1,303.05)	\$0.00	(\$12,196.95)	9.65
<b>Subtotal of Element: Revenue</b>		<b>(\$1,303.05)</b>	<b>(\$13,500.00)</b>	<b>(\$1,303.05)</b>	<b>\$0.00</b>	<b>(\$12,196.95)</b>	<b>9.65</b>
<b>Subtotal of Element: [Function] 0000 - Revenue/Balance Sheet</b>		<b>(\$1,303.05)</b>	<b>(\$13,500.00)</b>	<b>(\$1,303.05)</b>	<b>\$0.00</b>	<b>(\$12,196.95)</b>	<b>9.65</b>
<b>Subtotal of Element: [Fund] 24154 - Teacher/Principal Training &amp; Recruiting</b>		<b>(\$1,303.05)</b>	<b>(\$13,500.00)</b>	<b>(\$1,303.05)</b>	<b>\$0.00</b>	<b>(\$12,196.95)</b>	<b>9.65</b>

24174-0000-41924-0000-001752-0000-00000	Carl D Perkins Secondary - Current-Flow-through Grants From Districts to Charter Schools	(\$6,945.21)	(\$9,440.00)	(\$6,945.21)	\$0.00	(\$2,494.79)	73.57
<b>Subtotal of Element: Revenue</b>		<b>(\$6,945.21)</b>	<b>(\$9,440.00)</b>	<b>(\$6,945.21)</b>	<b>\$0.00</b>	<b>(\$2,494.79)</b>	<b>73.57</b>
<b>Subtotal of Element: [Function] 0000 - Revenue/Balance Sheet</b>		<b>(\$6,945.21)</b>	<b>(\$9,440.00)</b>	<b>(\$6,945.21)</b>	<b>\$0.00</b>	<b>(\$2,494.79)</b>	<b>73.57</b>
<b>Subtotal of Element: [Fund] 24174 - Carl D Perkins Secondary - Current</b>		<b>(\$6,945.21)</b>	<b>(\$9,440.00)</b>	<b>(\$6,945.21)</b>	<b>\$0.00</b>	<b>(\$2,494.79)</b>	<b>73.57</b>
24308-0000-41924-0000-001752-0000-00000	CRRSA, ESSER II-Flow-through Grants From Districts to Charter Schools	(\$76,264.74)	\$0.00	(\$76,264.74)	\$0.00	\$76,264.74	0.00
<b>Subtotal of Element: Revenue</b>		<b>(\$76,264.74)</b>	<b>\$0.00</b>	<b>(\$76,264.74)</b>	<b>\$0.00</b>	<b>\$76,264.74</b>	<b>0.00</b>
<b>Subtotal of Element: [Function] 0000 - Revenue/Balance Sheet</b>		<b>(\$76,264.74)</b>	<b>\$0.00</b>	<b>(\$76,264.74)</b>	<b>\$0.00</b>	<b>\$76,264.74</b>	<b>0.00</b>
<b>Subtotal of Element: [Fund] 24308 - CRRSA, ESSER II</b>		<b>(\$76,264.74)</b>	<b>\$0.00</b>	<b>(\$76,264.74)</b>	<b>\$0.00</b>	<b>\$76,264.74</b>	<b>0.00</b>
24309-0000-41924-0000-001752-0000-00000	CRRSA - SEL-Flow-through Grants From Districts to Charter Schools	(\$3,841.22)	\$0.00	(\$3,841.22)	\$0.00	\$3,841.22	0.00
<b>Subtotal of Element: Revenue</b>		<b>(\$3,841.22)</b>	<b>\$0.00</b>	<b>(\$3,841.22)</b>	<b>\$0.00</b>	<b>\$3,841.22</b>	<b>0.00</b>
<b>Subtotal of Element: [Function] 0000 - Revenue/Balance Sheet</b>		<b>(\$3,841.22)</b>	<b>\$0.00</b>	<b>(\$3,841.22)</b>	<b>\$0.00</b>	<b>\$3,841.22</b>	<b>0.00</b>
<b>Subtotal of Element: [Fund] 24309 - CRRSA - SEL</b>		<b>(\$3,841.22)</b>	<b>\$0.00</b>	<b>(\$3,841.22)</b>	<b>\$0.00</b>	<b>\$3,841.22</b>	<b>0.00</b>
24330-0000-41924-0000-001752-0000-00000	CRRSA, ESSER III-Flow-through Grants From Districts to Charter Schools	\$0.00	(\$484,134.00)	\$0.00	\$0.00	(\$484,134.00)	0.00
<b>Subtotal of Element: Revenue</b>		<b>\$0.00</b>	<b>(\$484,134.00)</b>	<b>\$0.00</b>	<b>\$0.00</b>	<b>(\$484,134.00)</b>	<b>0.00</b>
<b>Subtotal of Element: [Function] 0000 - Revenue/Balance Sheet</b>		<b>\$0.00</b>	<b>(\$484,134.00)</b>	<b>\$0.00</b>	<b>\$0.00</b>	<b>(\$484,134.00)</b>	<b>0.00</b>
<b>Subtotal of Element: [Fund] 24330 - CRRSA, ESSER III</b>		<b>\$0.00</b>	<b>(\$484,134.00)</b>	<b>\$0.00</b>	<b>\$0.00</b>	<b>(\$484,134.00)</b>	<b>0.00</b>
27107-0000-43204-0000-001752-0000-00000	Library GO Bonds-Prior Year Balances	\$0.00	(\$3,317.00)	\$0.00	\$0.00	(\$3,317.00)	0.00
<b>Subtotal of Element: Revenue</b>		<b>\$0.00</b>	<b>(\$3,317.00)</b>	<b>\$0.00</b>	<b>\$0.00</b>	<b>(\$3,317.00)</b>	<b>0.00</b>
<b>Subtotal of Element: [Function] 0000 - Revenue/Balance Sheet</b>		<b>\$0.00</b>	<b>(\$3,317.00)</b>	<b>\$0.00</b>	<b>\$0.00</b>	<b>(\$3,317.00)</b>	<b>0.00</b>
<b>Subtotal of Element: [Fund] 27107 - Library GO Bonds</b>		<b>\$0.00</b>	<b>(\$3,317.00)</b>	<b>\$0.00</b>	<b>\$0.00</b>	<b>(\$3,317.00)</b>	<b>0.00</b>
27408-0000-43202-0000-001752-0000-00000	K-12 Plus/ELTP Planning-State Flow-through Grant	\$0.00	(\$18,500.00)	\$0.00	\$0.00	(\$18,500.00)	0.00
<b>Subtotal of Element: Revenue</b>		<b>\$0.00</b>	<b>(\$18,500.00)</b>	<b>\$0.00</b>	<b>\$0.00</b>	<b>(\$18,500.00)</b>	<b>0.00</b>
<b>Subtotal of Element: [Function] 0000 - Revenue/Balance Sheet</b>		<b>\$0.00</b>	<b>(\$18,500.00)</b>	<b>\$0.00</b>	<b>\$0.00</b>	<b>(\$18,500.00)</b>	<b>0.00</b>
<b>Subtotal of Element: [Fund] 27408 - K-12 Plus/ELTP Planning</b>		<b>\$0.00</b>	<b>(\$18,500.00)</b>	<b>\$0.00</b>	<b>\$0.00</b>	<b>(\$18,500.00)</b>	<b>0.00</b>
27502-0000-41924-0000-001752-0000-00000	Student Advisement Plan-Flow-through Grants From Districts to Charter Schools	(\$18,686.47)	(\$9,135.00)	(\$18,686.47)	\$0.00	\$9,551.47	204.55
<b>Subtotal of Element: Revenue</b>		<b>(\$18,686.47)</b>	<b>(\$9,135.00)</b>	<b>(\$18,686.47)</b>	<b>\$0.00</b>	<b>\$9,551.47</b>	<b>204.55</b>
<b>Subtotal of Element: [Function] 0000 - Revenue/Balance Sheet</b>		<b>(\$18,686.47)</b>	<b>(\$9,135.00)</b>	<b>(\$18,686.47)</b>	<b>\$0.00</b>	<b>\$9,551.47</b>	<b>204.55</b>

<b>Subtotal of Element: [Fund] 27502 - Student Advisement Plan</b>		<b>(\$18,686.47)</b>	<b>(\$9,135.00)</b>	<b>(\$18,686.47)</b>	<b>\$0.00</b>	<b>\$9,551.47</b>	<b>204.56</b>
28211-0000-43203-0000-001752-0000-00000	NMSchools Covid19 TestProgDOH-State Direct Grants	\$0.00	\$0.00	(\$18,577.98)	\$0.00	\$18,577.98	0.00
<b>Subtotal of Element: Revenue</b>		<b>\$0.00</b>	<b>\$0.00</b>	<b>(\$18,577.98)</b>	<b>\$0.00</b>	<b>\$18,577.98</b>	<b>0.00</b>
<b>Subtotal of Element: [Function] 0000 - Revenue/Balance Sheet</b>		<b>\$0.00</b>	<b>\$0.00</b>	<b>(\$18,577.98)</b>	<b>\$0.00</b>	<b>\$18,577.98</b>	<b>0.00</b>
<b>Subtotal of Element: [Fund] 28211 - NMSchools Covid19 TestProgDOH</b>		<b>\$0.00</b>	<b>\$0.00</b>	<b>(\$18,577.98)</b>	<b>\$0.00</b>	<b>\$18,577.98</b>	<b>0.00</b>
31400-0000-43202-0000-001752-0000-00000	Special Capital Outlay-State-State Flow-through Grant	\$0.00	(\$550,000.00)	\$0.00	\$0.00	(\$550,000.00)	0.00
31400-0000-43204-0000-001752-0000-00000	Special Capital Outlay-State-Prior Year Balances	\$0.00	(\$296,618.00)	\$0.00	\$0.00	(\$296,618.00)	0.00
<b>Subtotal of Element: Revenue</b>		<b>\$0.00</b>	<b>(\$846,618.00)</b>	<b>\$0.00</b>	<b>\$0.00</b>	<b>(\$846,618.00)</b>	<b>0.00</b>
<b>Subtotal of Element: [Function] 0000 - Revenue/Balance Sheet</b>		<b>\$0.00</b>	<b>(\$846,618.00)</b>	<b>\$0.00</b>	<b>\$0.00</b>	<b>(\$846,618.00)</b>	<b>0.00</b>
<b>Subtotal of Element: [Fund] 31400 - Special Capital Outlay-State</b>		<b>\$0.00</b>	<b>(\$846,618.00)</b>	<b>\$0.00</b>	<b>\$0.00</b>	<b>(\$846,618.00)</b>	<b>0.00</b>
31600-0000-41110-0000-001752-0000-00000	Capital Improvements HB-33-Ad Valorem Taxes - School District	(\$922.08)	(\$188,416.00)	(\$3,642.73)	\$0.00	(\$184,773.27)	1.93
<b>Subtotal of Element: Revenue</b>		<b>(\$922.08)</b>	<b>(\$188,416.00)</b>	<b>(\$3,642.73)</b>	<b>\$0.00</b>	<b>(\$184,773.27)</b>	<b>1.93</b>
<b>Subtotal of Element: [Function] 0000 - Revenue/Balance Sheet</b>		<b>(\$922.08)</b>	<b>(\$188,416.00)</b>	<b>(\$3,642.73)</b>	<b>\$0.00</b>	<b>(\$184,773.27)</b>	<b>1.93</b>
<b>Subtotal of Element: [Fund] 31600 - Capital Improvements HB-33</b>		<b>(\$922.08)</b>	<b>(\$188,416.00)</b>	<b>(\$3,642.73)</b>	<b>\$0.00</b>	<b>(\$184,773.27)</b>	<b>1.93</b>
31700-0000-43204-0000-001752-0000-00000	Capital Improvements SB-9-Prior Year Balances	\$0.00	(\$4,443.00)	\$0.00	\$0.00	(\$4,443.00)	0.00
<b>Subtotal of Element: Revenue</b>		<b>\$0.00</b>	<b>(\$4,443.00)</b>	<b>\$0.00</b>	<b>\$0.00</b>	<b>(\$4,443.00)</b>	<b>0.00</b>
<b>Subtotal of Element: [Function] 0000 - Revenue/Balance Sheet</b>		<b>\$0.00</b>	<b>(\$4,443.00)</b>	<b>\$0.00</b>	<b>\$0.00</b>	<b>(\$4,443.00)</b>	<b>0.00</b>
<b>Subtotal of Element: [Fund] 31700 - Capital Improvements SB-9</b>		<b>\$0.00</b>	<b>(\$4,443.00)</b>	<b>\$0.00</b>	<b>\$0.00</b>	<b>(\$4,443.00)</b>	<b>0.00</b>
31701-0000-41110-0000-001752-0000-00000	Capital Improvements SB-9 Local-Ad Valorem Taxes - School District	(\$468.18)	(\$97,120.00)	(\$1,852.86)	\$0.00	(\$95,267.14)	1.90
<b>Subtotal of Element: Revenue</b>		<b>(\$468.18)</b>	<b>(\$97,120.00)</b>	<b>(\$1,852.86)</b>	<b>\$0.00</b>	<b>(\$95,267.14)</b>	<b>1.91</b>
<b>Subtotal of Element: [Function] 0000 - Revenue/Balance Sheet</b>		<b>(\$468.18)</b>	<b>(\$97,120.00)</b>	<b>(\$1,852.86)</b>	<b>\$0.00</b>	<b>(\$95,267.14)</b>	<b>1.91</b>
<b>Subtotal of Element: [Fund] 31701 - Capital Improvements SB-9 Local</b>		<b>(\$468.18)</b>	<b>(\$97,120.00)</b>	<b>(\$1,852.86)</b>	<b>\$0.00</b>	<b>(\$95,267.14)</b>	<b>1.91</b>
<b>Grand Total</b>		<b>(\$403,691.47)</b>	<b>(\$4,888,242.00)</b>	<b>(\$676,765.37)</b>	<b>\$0.00</b>	<b>(\$4,211,476.63)</b>	<b>13.84</b>

# Health Leadership High School

## Rollup Report

Cycle: FY22-23; 1st Detail Element: Fund; 1st Detail Level: Detailed; 2nd Detail Element: Object; 2nd Detail Level: Highest; 3rd Detail Element: None; 3rd Detail Level: None; 4th Detail Element: None; 4th Detail Level: None; 5th Detail Element: None; 5th Detail Level: None; Account Expression: ([Object] >= "5") ; 1st Subtotal Element: Fund; 1st Subtotal Rollup Level: Detailed; 2nd Subtotal Element: None; 2nd Subtotal Rollup Level: None; 3rd Subtotal Element: None; 3rd Subtotal Rollup Level: None; 4th Subtotal Element: None; 4th Subtotal Rollup Level: None; 5th Subtotal Element: None; 5th Subtotal Rollup Level: None; Begin Date: 07/01/2022; End Date: 08/01/2022; Subtotal on Account Type: No; Include Encumbrances: Yes; Created On: 9/16/2022 10:50:11 AM

Fund	Object	Actuals (Selected Range)	Adopted Budget	Current Budget	Actuals (YTD)	Encumbrances (YTD)	Available	% of Budget
11000 - Operational	51000 - Personnel Services - Compensation	\$61,290.41	\$1,310,313.00	\$1,310,313.00	\$61,290.41	\$1,075,194.56	\$173,828.03	4.68
11000 - Operational	52000 - Personnel Services - Employee Benefits	\$34,368.74	\$509,394.00	\$509,394.00	\$34,368.74	\$387,477.00	\$87,548.26	6.75
11000 - Operational	53000 - Purchased Professional and Technical Services	\$120.00	\$297,002.00	\$297,002.00	\$120.00	\$282,234.04	\$14,647.96	0.04
11000 - Operational	54000 - Purchased Property Services	\$45,743.18	\$304,366.00	\$304,366.00	\$45,743.18	\$250,262.82	\$8,360.00	15.03
11000 - Operational	54320 - Technology-Related Repairs and Maintenance	\$0.00	\$37,000.00	\$37,000.00	\$0.00	\$0.00	\$37,000.00	0.00
11000 - Operational	55000 - Other Purchased Services	\$24,855.42	\$113,843.00	\$113,843.00	\$24,855.42	\$46,937.36	\$42,050.22	21.83
11000 - Operational	56000 - Supplies	\$15,866.25	\$147,586.00	\$147,586.00	\$15,866.25	\$28,810.00	\$102,909.75	10.75
11000 - Operational	56105 - Instructional Materials – Operational	\$0.00	\$26,462.00	\$26,462.00	\$0.00	\$0.00	\$26,462.00	0.00
11000 - Operational	56106 - Other Classroom Materials - Operational	\$0.00	\$10,000.00	\$10,000.00	\$0.00	\$0.00	\$10,000.00	0.00
11000 - Operational	56119 - Supply Assets (\$5,000 or Less)	\$0.00	\$4,100.00	\$4,100.00	\$0.00	\$0.00	\$4,100.00	0.00
11000 - Operational	57000 - Property	\$0.00	\$2,737,984.00	\$2,737,984.00	\$0.00	\$0.00	\$2,737,984.00	0.00
<b>Subtotal of Element: [Fund] 11000 - Operational</b>		<b>\$182,244.00</b>	<b>\$5,498,050.00</b>	<b>\$5,498,050.00</b>	<b>\$182,244.00</b>	<b>\$2,070,915.78</b>	<b>\$3,244,890.22</b>	
23000 - Non-Instructional Support	56000 - Supplies	\$0.00	\$2,443.00	\$2,443.00	\$0.00	\$0.00	\$2,443.00	0.00
<b>Subtotal of Element: [Fund] 23000 - Non-Instructional Support</b>		<b>\$0.00</b>	<b>\$2,443.00</b>	<b>\$2,443.00</b>	<b>\$0.00</b>	<b>\$0.00</b>	<b>\$2,443.00</b>	
24101 - Title I - IASA	51000 - Personnel Services - Compensation	\$4,616.27	\$120,023.00	\$120,023.00	\$4,616.27	\$115,406.74	(\$0.01)	3.85
24101 - Title I - IASA	52000 - Personnel Services - Employee Benefits	\$1,237.18	\$40,550.00	\$40,550.00	\$1,237.18	\$37,174.94	\$2,137.88	3.05
24101 - Title I - IASA	53000 - Purchased Professional and Technical Services	\$0.00	\$200.00	\$200.00	\$0.00	\$0.00	\$200.00	0.00
24101 - Title I - IASA	56000 - Supplies	\$0.00	\$1,137.00	\$1,137.00	\$0.00	\$80.00	\$1,057.00	0.00
<b>Subtotal of Element: [Fund] 24101 - Title I - IASA</b>		<b>\$5,853.45</b>	<b>\$161,910.00</b>	<b>\$161,910.00</b>	<b>\$5,853.45</b>	<b>\$152,661.68</b>	<b>\$3,394.87</b>	
24106 - Entitlement IDEA-B	51000 - Personnel Services - Compensation	\$1,356.83	\$41,422.00	\$41,422.00	\$1,356.83	\$33,920.73	\$6,144.44	3.28
24106 - Entitlement IDEA-B	52000 - Personnel Services - Employee Benefits	\$363.62	\$14,437.00	\$14,437.00	\$363.62	\$9,970.97	\$4,102.41	2.52
<b>Subtotal of Element: [Fund] 24106 - Entitlement IDEA-B</b>		<b>\$1,720.45</b>	<b>\$55,859.00</b>	<b>\$55,859.00</b>	<b>\$1,720.45</b>	<b>\$43,891.70</b>	<b>\$10,246.85</b>	
24153 - English Language Acquisition	56000 - Supplies	\$0.00	\$2,800.00	\$2,800.00	\$0.00	\$0.00	\$2,800.00	0.00

<b>Subtotal of Element: [Fund] 24153 - English Language Acquisition</b>		<b>\$0.00</b>	<b>\$2,800.00</b>	<b>\$2,800.00</b>	<b>\$0.00</b>	<b>\$0.00</b>	<b>\$2,800.00</b>	
24154 - Teacher/Principal Training & Recruiting	51000 - Personnel Services - Compensation	\$0.00	\$5,400.00	\$5,400.00	\$0.00	\$0.00	\$5,400.00	0.00
24154 - Teacher/Principal Training & Recruiting	52000 - Personnel Services - Employee Benefits	\$0.00	\$661.00	\$661.00	\$0.00	\$0.00	\$661.00	0.00
24154 - Teacher/Principal Training & Recruiting	53000 - Purchased Professional and Technical Services	\$1,618.13	\$7,439.00	\$7,439.00	\$1,618.13	\$3,783.87	\$2,037.00	21.75
<b>Subtotal of Element: [Fund] 24154 - Teacher/Principal Training &amp; Recruiting</b>		<b>\$1,618.13</b>	<b>\$13,500.00</b>	<b>\$13,500.00</b>	<b>\$1,618.13</b>	<b>\$3,783.87</b>	<b>\$8,098.00</b>	
24174 - Carl D Perkins Secondary - Current	56000 - Supplies	\$0.00	\$9,440.00	\$9,440.00	\$0.00	\$0.00	\$9,440.00	0.00
<b>Subtotal of Element: [Fund] 24174 - Carl D Perkins Secondary - Current</b>		<b>\$0.00</b>	<b>\$9,440.00</b>	<b>\$9,440.00</b>	<b>\$0.00</b>	<b>\$0.00</b>	<b>\$9,440.00</b>	
24309 - CRRSA - SEL	51000 - Personnel Services - Compensation	\$2,500.00		\$0.00	\$2,500.00	\$0.00	(\$2,500.00)	
24309 - CRRSA - SEL	52000 - Personnel Services - Employee Benefits	\$667.98		\$0.00	\$667.98	\$0.00	(\$667.98)	
24309 - CRRSA - SEL	56000 - Supplies	\$4,221.36		\$0.00	\$4,221.36	\$0.00	(\$4,221.36)	
<b>Subtotal of Element: [Fund] 24309 - CRRSA - SEL</b>		<b>\$7,389.34</b>		<b>\$0.00</b>	<b>\$7,389.34</b>	<b>\$0.00</b>	<b>(\$7,389.34)</b>	
24330 - CRRSA, ESSER III	51000 - Personnel Services - Compensation	\$2,894.23	\$183,370.00	\$183,370.00	\$2,894.23	\$72,355.77	\$108,120.00	1.58
24330 - CRRSA, ESSER III	52000 - Personnel Services - Employee Benefits	\$3,102.40	\$66,726.00	\$66,726.00	\$3,102.40	\$19,546.88	\$44,076.72	4.65
24330 - CRRSA, ESSER III	53000 - Purchased Professional and Technical Services	\$0.00	\$14,288.00	\$14,288.00	\$0.00	\$34,650.00	(\$20,362.00)	0.00
24330 - CRRSA, ESSER III	56000 - Supplies	\$25,000.00	\$219,750.00	\$219,750.00	\$25,000.00	\$0.00	\$194,750.00	11.38
<b>Subtotal of Element: [Fund] 24330 - CRRSA, ESSER III</b>		<b>\$30,996.63</b>	<b>\$484,134.00</b>	<b>\$484,134.00</b>	<b>\$30,996.63</b>	<b>\$126,552.65</b>	<b>\$326,584.72</b>	
26121 - Kellogg Fund/Kellogg Foundation	56000 - Supplies	\$0.00	\$2,500.00	\$2,500.00	\$0.00	\$0.00	\$2,500.00	0.00
<b>Subtotal of Element: [Fund] 26121 - Kellogg Fund/Kellogg Foundation</b>		<b>\$0.00</b>	<b>\$2,500.00</b>	<b>\$2,500.00</b>	<b>\$0.00</b>	<b>\$0.00</b>	<b>\$2,500.00</b>	
27107 - Library GO Bonds	56000 - Supplies	\$0.00	\$3,317.00	\$3,318.00	\$0.00	\$0.00	\$3,318.00	0.00
<b>Subtotal of Element: [Fund] 27107 - Library GO Bonds</b>		<b>\$0.00</b>	<b>\$3,317.00</b>	<b>\$3,318.00</b>	<b>\$0.00</b>	<b>\$0.00</b>	<b>\$3,318.00</b>	
27109 - Instructional Materials	56000 - Supplies	\$0.00	\$3,019.00	\$3,019.00	\$0.00	\$0.00	\$3,019.00	0.00
<b>Subtotal of Element: [Fund] 27109 - Instructional Materials</b>		<b>\$0.00</b>	<b>\$3,019.00</b>	<b>\$3,019.00</b>	<b>\$0.00</b>	<b>\$0.00</b>	<b>\$3,019.00</b>	
27408 - K-12 Plus/ELTP Planning	56000 - Supplies	\$0.00	\$18,500.00	\$18,500.00	\$0.00	\$0.00	\$18,500.00	0.00
<b>Subtotal of Element: [Fund] 27408 - K-12 Plus/ELTP Planning</b>		<b>\$0.00</b>	<b>\$18,500.00</b>	<b>\$18,500.00</b>	<b>\$0.00</b>	<b>\$0.00</b>	<b>\$18,500.00</b>	
27502 - Student Advisement Plan	56000 - Supplies	\$0.00	\$9,135.00	\$9,135.00	\$0.00	\$0.00	\$9,135.00	0.00
<b>Subtotal of Element: [Fund] 27502 - Student Advisement Plan</b>		<b>\$0.00</b>	<b>\$9,135.00</b>	<b>\$9,135.00</b>	<b>\$0.00</b>	<b>\$0.00</b>	<b>\$9,135.00</b>	
29102 - Private Dir Grants (Categorical)	56000 - Supplies	\$0.00	\$17,000.00	\$17,000.00	\$0.00	\$0.00	\$17,000.00	0.00



29102 - Private Dir Grants (Categorical)	57000 - Property	\$0.00	\$13,763.00	\$13,763.00	\$0.00	\$0.00	\$13,763.00	0.00
<b>Subtotal of Element: [Fund] 29102 - Private Dir Grants (Categorical)</b>		<b>\$0.00</b>	<b>\$30,763.00</b>	<b>\$30,763.00</b>	<b>\$0.00</b>	<b>\$0.00</b>	<b>\$30,763.00</b>	
31400 - Special Capital Outlay-State	57000 - Property	\$0.00	\$846,618.00	\$846,460.00	\$0.00	\$0.00	\$846,460.00	0.00
<b>Subtotal of Element: [Fund] 31400 - Special Capital Outlay-State</b>		<b>\$0.00</b>	<b>\$846,618.00</b>	<b>\$846,460.00</b>	<b>\$0.00</b>	<b>\$0.00</b>	<b>\$846,460.00</b>	
31600 - Capital Improvements HB-33	53000 - Purchased Professional and Technical Services	\$27.21	\$2,827.00	\$2,827.00	\$27.21	\$0.00	\$2,799.79	0.96
31600 - Capital Improvements HB-33	56119 - Supply Assets (\$5,000 or Less)	\$0.00	\$69,371.00	\$69,371.00	\$0.00	\$0.00	\$69,371.00	0.00
31600 - Capital Improvements HB-33	57000 - Property	\$110,000.00	\$903,039.00	\$903,039.00	\$110,000.00	\$0.00	\$793,039.00	12.18
<b>Subtotal of Element: [Fund] 31600 - Capital Improvements HB-33</b>		<b>\$110,027.21</b>	<b>\$975,237.00</b>	<b>\$975,237.00</b>	<b>\$110,027.21</b>	<b>\$0.00</b>	<b>\$865,209.79</b>	
31700 - Capital Improvements SB-9	56119 - Supply Assets (\$5,000 or Less)	\$0.00	\$4,443.00	\$4,443.00	\$0.00	\$0.00	\$4,443.00	0.00
<b>Subtotal of Element: [Fund] 31700 - Capital Improvements SB-9</b>		<b>\$0.00</b>	<b>\$4,443.00</b>	<b>\$4,443.00</b>	<b>\$0.00</b>	<b>\$0.00</b>	<b>\$4,443.00</b>	
31701 - Capital Improvements SB-9 Local	53000 - Purchased Professional and Technical Services	\$13.85	\$1,456.00	\$1,456.00	\$13.85	\$0.00	\$1,442.15	0.95
31701 - Capital Improvements SB-9 Local	56119 - Supply Assets (\$5,000 or Less)	\$0.00	\$25,144.00	\$25,144.00	\$0.00	\$0.00	\$25,144.00	0.00
31701 - Capital Improvements SB-9 Local	57000 - Property	\$0.00	\$542,296.00	\$542,296.00	\$0.00	\$0.00	\$542,296.00	0.00
<b>Subtotal of Element: [Fund] 31701 - Capital Improvements SB-9 Local</b>		<b>\$13.85</b>	<b>\$568,896.00</b>	<b>\$568,896.00</b>	<b>\$13.85</b>	<b>\$0.00</b>	<b>\$568,882.15</b>	
<b>Grand Total</b>		<b>\$339,863.06</b>	<b>\$8,690,564.00</b>	<b>\$8,690,407.00</b>	<b>\$339,863.06</b>	<b>\$2,397,805.68</b>	<b>\$5,952,738.26</b>	

# Health Leadership High School

## Account Summary Report

Cycle: FY22-23; Begin Date: 08/01/2022; End Date: 08/31/2022; Account Type: Expenditure; Subtotal Elements: Fund,Function; Account Expression: ([Object] >= "5"); Subtotal By Account Type:  
Yes; Include Unposted Transactions: No; Created On: 9/16/2022 10:47:47 AM

Account Code	Description	Actual (Date Range)	Budget (YTD)	Actual (YTD)	Encumbrance (YTD)	Available (YTD)	% of Budget
11000-1000-51100-0000-001752-1611-00000	Operational-Salaries Expense	\$0.00	\$10,000.00	\$135.14	\$0.00	\$9,864.86	1.35
11000-1000-51100-1010-001752-1411-00000	Salaries Expense: Teachers-Grades 1-12	\$29,476.72	\$441,850.00	\$44,215.08	\$338,982.26	\$58,652.66	10.00
11000-1000-51100-2000-001752-1412-00000	Salaries Expense: Teachers- Special Education	\$8,277.66	\$105,097.00	\$9,992.16	\$95,193.23	(\$88.39)	9.50
11000-1000-51100-4040-001752-1411-00000	Operational-Salaries Expense	\$1,864.20	\$37,553.00	\$2,796.30	\$21,438.33	\$13,318.37	7.44
11000-1000-51100-4040-001752-1412-00000	Operational-Salaries Expense	\$574.52	\$3,261.00	\$734.19	\$6,606.86	(\$4,080.05)	22.51
11000-1000-51300-1010-001752-1411-00000	Operational-Additional Compensation	\$0.00	\$3,500.00	\$0.00	\$0.00	\$3,500.00	0.00
11000-1000-51300-9000-001752-1618-00000	Operational-Additional Compensation	\$0.00	\$6,000.00	\$0.00	\$0.00	\$6,000.00	0.00
11000-1000-52111-0000-001752-1611-00000	Operational-Educational Retirement	\$0.00	\$1,715.00	\$0.00	\$0.00	\$1,715.00	0.00
11000-1000-52111-1010-001752-1411-00000	Operational-Educational Retirement	\$5,055.28	\$76,384.00	\$7,582.92	\$58,135.63	\$10,665.45	9.92
11000-1000-52111-2000-001752-1412-00000	Operational-Educational Retirement	\$1,419.60	\$18,025.00	\$1,713.63	\$16,325.40	(\$14.03)	9.50
11000-1000-52111-4040-001752-1411-00000	Operational-Educational Retirement	\$319.70	\$6,446.00	\$479.55	\$3,676.51	\$2,289.94	7.43
11000-1000-52111-4040-001752-1412-00000	Operational-Educational Retirement	\$98.54	\$560.00	\$125.93	\$1,133.21	(\$699.14)	22.48
11000-1000-52111-9000-001752-1618-00000	Operational-Educational Retirement	\$0.00	\$1,031.00	\$0.00	\$0.00	\$1,031.00	0.00
11000-1000-52112-0000-001752-1611-00000	Operational-ERA - Retiree Health	\$0.00	\$200.00	\$0.00	\$0.00	\$200.00	0.00
11000-1000-52112-1010-001752-1411-00000	Operational-ERA - Retiree Health	\$589.50	\$8,911.00	\$884.25	\$6,779.93	\$1,246.82	9.92
11000-1000-52112-2000-001752-1412-00000	Operational-ERA - Retiree Health	\$165.56	\$2,103.00	\$199.85	\$1,903.94	(\$0.79)	9.50
11000-1000-52112-4040-001752-1411-00000	Operational-ERA - Retiree Health	\$37.30	\$757.00	\$55.95	\$428.95	\$272.10	7.39
11000-1000-52112-4040-001752-1412-00000	Operational-ERA - Retiree Health	\$11.50	\$66.00	\$14.70	\$132.25	(\$80.95)	22.27
11000-1000-52112-9000-001752-1618-00000	Operational-ERA - Retiree Health	\$0.00	\$120.00	\$0.00	\$0.00	\$120.00	0.00
11000-1000-52210-0000-001752-1611-00000	Operational-FICA Payments	\$0.00	\$620.00	\$0.00	\$0.00	\$620.00	0.00
11000-1000-52210-1010-001752-1411-00000	Operational-FICA Payments	\$1,735.50	\$27,617.00	\$2,649.28	\$21,160.20	\$3,807.52	9.59
11000-1000-52210-2000-001752-1412-00000	Operational-FICA Payments	\$491.52	\$6,517.00	\$597.82	\$4,272.02	\$1,647.16	9.17
11000-1000-52210-4040-001752-1411-00000	Operational-FICA Payments	\$110.10	\$2,333.00	\$167.88	\$1,354.60	\$810.52	7.19
11000-1000-52210-4040-001752-1412-00000	Operational-FICA Payments	\$34.02	\$203.00	\$43.92	\$224.94	(\$65.86)	21.63
11000-1000-52210-9000-001752-1618-00000	Operational-FICA Payments	\$0.00	\$372.00	\$0.00	\$0.00	\$372.00	0.00
11000-1000-52220-0000-001752-1611-00000	Operational-Medicare Payments	\$0.00	\$145.00	\$0.00	\$0.00	\$145.00	0.00
11000-1000-52220-1010-001752-1411-00000	Operational-Medicare Payments	\$405.90	\$6,464.00	\$619.61	\$4,948.90	\$895.49	9.58
11000-1000-52220-2000-001752-1412-00000	Operational-Medicare Payments	\$114.96	\$1,525.00	\$139.82	\$1,322.04	\$63.14	9.16
11000-1000-52220-4040-001752-1411-00000	Operational-Medicare Payments	\$25.74	\$550.00	\$39.25	\$316.70	\$194.05	7.13
11000-1000-52220-4040-001752-1412-00000	Operational-Medicare Payments	\$7.96	\$48.00	\$10.28	\$91.54	(\$53.82)	21.41
11000-1000-52220-9000-001752-1618-00000	Operational-Medicare Payments	\$0.00	\$89.00	\$0.00	\$0.00	\$89.00	0.00
11000-1000-52311-0000-001752-1611-00000	Operational-Health and Medical Premiums	\$0.00	\$10,211.00	\$0.00	\$0.00	\$10,211.00	0.00

11000-1000-52311-1010-001752-1411-00000	Operational-Health and Medical Premiums	\$2,159.64	\$29,697.00	\$2,159.64	\$25,011.78	\$2,525.58	7.27
11000-1000-52311-2000-001752-1412-00000	Operational-Health and Medical Premiums	\$494.20	\$13,516.00	\$494.20	\$5,683.30	\$7,338.50	3.65
11000-1000-52311-4040-001752-1411-00000	Operational-Health and Medical Premiums	\$127.73	\$3,066.00	\$127.73	\$1,452.88	\$1,485.39	4.16
11000-1000-52311-4040-001752-1412-00000	Operational-Health and Medical Premiums	\$36.92	\$24.00	\$36.92	\$424.58	(\$437.50)	153.83
11000-1000-52312-0000-001752-1611-00000	Operational-Life	\$0.00	\$57.00	\$0.00	\$0.00	\$57.00	0.00
11000-1000-52312-1010-001752-1411-00000	Operational-Life	\$30.39	\$379.00	\$35.13	\$348.88	(\$5.01)	9.26
11000-1000-52312-2000-001752-1412-00000	Operational-Life	\$3.14	\$77.00	\$4.38	\$96.60	(\$23.98)	5.68
11000-1000-52312-4040-001752-1411-00000	Operational-Life	\$1.84	\$33.00	\$2.09	\$21.29	\$9.62	6.33
11000-1000-52312-4040-001752-1412-00000	Operational-Life	\$0.58	\$3.00	\$0.64	\$6.67	(\$4.31)	21.33
11000-1000-52313-0000-001752-1611-00000	Operational-Dental	\$0.00	\$386.00	\$0.00	\$0.00	\$386.00	0.00
11000-1000-52313-1010-001752-1411-00000	Operational-Dental	\$57.44	\$1,179.00	\$57.44	\$668.71	\$452.85	4.87
11000-1000-52313-2000-001752-1412-00000	Operational-Dental	\$25.36	\$669.00	\$25.36	\$291.64	\$352.00	3.79
11000-1000-52313-4040-001752-1411-00000	Operational-Dental	\$3.88	\$143.00	\$3.88	\$45.05	\$94.07	2.71
11000-1000-52313-4040-001752-1412-00000	Operational-Dental	\$1.80	\$11.00	\$1.80	\$20.70	(\$11.50)	16.36
11000-1000-52314-0000-001752-1611-00000	Operational-Vision	\$0.00	\$128.00	\$0.00	\$0.00	\$128.00	0.00
11000-1000-52314-1010-001752-1411-00000	Operational-Vision	\$10.74	\$319.00	\$10.74	\$125.30	\$182.96	3.36
11000-1000-52314-2000-001752-1412-00000	Operational-Vision	\$1.54	\$116.00	\$1.54	\$17.71	\$96.75	1.32
11000-1000-52314-4040-001752-1411-00000	Operational-Vision	\$0.54	\$36.00	\$0.54	\$6.30	\$29.16	1.50
11000-1000-52314-4040-001752-1412-00000	Operational-Vision	\$0.18	\$3.00	\$0.18	\$2.07	\$0.75	6.00
11000-1000-52315-0000-001752-1611-00000	Operational-Disability	\$0.00	\$360.00	\$0.00	\$0.00	\$360.00	0.00
11000-1000-52315-1010-001752-1411-00000	Operational-Disability	\$17.77	\$748.00	\$17.77	\$208.83	\$521.40	2.37
11000-1000-52315-2000-001752-1412-00000	Operational-Disability	\$0.00	\$164.00	\$0.00	\$0.00	\$164.00	0.00
11000-1000-52315-4040-001752-1411-00000	Operational-Disability	\$0.94	\$73.00	\$0.94	\$11.04	\$61.02	1.28
11000-1000-52500-0000-001752-1611-00000	Operational-Unemployment Compensation	\$0.00	\$95.00	\$0.00	\$0.00	\$95.00	0.00
11000-1000-52500-1010-001752-1411-00000	Operational-Unemployment Compensation	\$24.37	\$637.00	\$40.80	\$510.90	\$85.30	6.40
11000-1000-52500-2000-001752-1412-00000	Operational-Unemployment Compensation	\$20.56	\$129.00	\$22.84	\$138.64	(\$32.48)	17.70
11000-1000-52500-4040-001752-1411-00000	Operational-Unemployment Compensation	\$1.28	\$55.00	\$1.89	\$31.69	\$21.42	3.43
11000-1000-52500-4040-001752-1412-00000	Operational-Unemployment Compensation	\$1.08	\$5.00	\$1.20	\$9.93	(\$6.13)	24.00
11000-1000-52710-0000-001752-1611-00000	Operational-Workers Compensation Premium	\$0.00	\$139.00	\$0.00	\$0.00	\$139.00	0.00
11000-1000-52710-1010-001752-1411-00000	Operational-Workers Compensation Premium	\$0.00	\$6,146.00	\$6,635.41	\$0.00	(\$489.41)	107.96
11000-1000-52710-2000-001752-1412-00000	Operational-Workers Compensation Premium	\$0.00	\$1,462.00	\$2,187.50	\$0.00	(\$725.50)	149.62
11000-1000-52710-4040-001752-1411-00000	Operational-Workers Compensation Premium	\$0.00	\$527.00	\$512.36	\$0.00	\$14.64	97.22
11000-1000-52710-4040-001752-1412-00000	Operational-Workers Compensation Premium	\$0.00	\$46.00	\$44.72	\$0.00	\$1.28	97.21
11000-1000-52720-0000-001752-1611-00000	Operational-Workers Compensation Employer's Fee	\$0.00	\$10.00	\$0.00	\$0.00	\$10.00	0.00

11000-1000-52720-1010-001752-1411-00000	Operational-Workers Compensation Employer's Fee	\$0.00	\$70.00	\$0.00	\$22.00	\$48.00	0.00
11000-1000-52720-2000-001752-1412-00000	Operational-Workers Compensation Employer's Fee	\$0.00	\$14.00	\$0.00	\$1.88	\$12.12	0.00
11000-1000-52720-4040-001752-1411-00000	Operational-Workers Compensation Employer's Fee	\$0.00	\$11.00	\$0.00	\$1.34	\$9.66	0.00
11000-1000-52720-4040-001752-1412-00000	Operational-Workers Compensation Employer's Fee	\$0.00	\$1.00	\$0.00	\$0.22	\$0.78	0.00
11000-1000-53330-1010-001752-0000-00000	Operational-Professional Development	\$1,986.91	\$20,000.00	\$1,986.91	\$2,090.00	\$15,923.09	9.93
11000-1000-53711-1010-001752-0000-00000	Operational-Other Charges	\$0.00	\$2,000.00	\$0.00	\$1,410.00	\$590.00	0.00
11000-1000-53711-9000-001752-0000-00000	Operational-Other Charges	\$0.00	\$4,223.00	\$0.00	\$180.00	\$4,043.00	0.00
11000-1000-53711-9000-001752-0000-60003	Operational-Other Charges	\$925.00	\$0.00	\$925.00	\$2,300.00	(\$3,225.00)	0.00
11000-1000-54311-1010-001752-0000-00000	Operational-Maintenance & Repair Furniture/Fixtures/Equipment	\$0.00	\$1,200.00	\$0.00	\$1,200.00	\$0.00	0.00
11000-1000-54610-1010-001752-0000-00000	Operational-Rental - Land and Buildings	\$0.00	\$1,000.00	\$0.00	\$0.00	\$1,000.00	0.00
11000-1000-54610-9000-001752-0000-00000	Operational-Rental - Land and Buildings	\$1,337.50	\$0.00	\$1,337.50	\$1,967.50	(\$3,305.00)	0.00
11000-1000-54630-1010-001752-0000-00000	Rental - Computers and Related Equipment	\$206.14	\$2,520.00	\$504.95	\$2,015.05	\$0.00	20.03
11000-1000-55813-1010-001752-0000-00000	Operational-Employee Travel - Non-Teachers	\$0.00	\$16,000.00	\$0.00	\$0.00	\$16,000.00	0.00
11000-1000-55817-1010-001752-0000-00000	Operational-Student Travel	\$0.00	\$6,000.00	\$0.00	\$805.00	\$5,195.00	0.00
11000-1000-55915-1010-001752-0000-00000	Operational-Other Contract Services	\$6.14	\$6,000.00	\$6.14	\$6,188.60	(\$194.74)	0.10
11000-1000-56105-1010-001752-0000-00000	Operational-Instructional Materials – Operational	\$0.00	\$26,462.00	\$0.00	\$0.00	\$26,462.00	0.00
11000-1000-56106-1010-001752-0000-00000	Operational-Other Classroom Materials - Operational	\$0.00	\$10,000.00	\$0.00	\$0.00	\$10,000.00	0.00
11000-1000-56109-1010-001752-0000-00000	Operational-Instructional Materials On-Line	\$0.00	\$0.00	\$0.00	\$990.00	(\$990.00)	0.00
11000-1000-56112-1010-001752-0000-00000	Operational-Other Textbooks	\$0.00	\$0.00	\$0.00	\$875.00	(\$875.00)	0.00
11000-1000-56113-1010-001752-0000-00000	Operational-Software	\$0.00	\$450.00	\$0.00	\$450.00	\$0.00	0.00
11000-1000-56118-1010-001752-0000-00000	Operational-General Supplies and Materials	\$1,688.98	\$1,519.00	\$1,746.51	\$1,914.49	(\$2,142.00)	114.97
11000-1000-56118-4040-001752-0000-00000	Operational-General Supplies and Materials	\$0.00	\$76,089.00	\$0.00	\$0.00	\$76,089.00	0.00
11000-1000-56118-9000-001752-0000-00000	Operational-General Supplies and Materials	\$0.00	\$4,000.00	\$0.00	\$960.90	\$3,039.10	0.00
11000-1000-56119-1010-001752-0000-00000	Operational-Supply Assets (\$5,000 or Less)	\$104.98	\$2,500.00	\$104.98	\$0.00	\$2,395.02	4.19
11000-1000-57331-1010-001752-0000-00000	Operational-Fixed Assets (More Than \$5,000)	\$0.00	\$761,221.00	\$0.00	\$0.00	\$761,221.00	0.00
<b>Subtotal of Element: Expenditure</b>		<b>\$60,093.35</b>	<b>\$1,781,991.00</b>	<b>\$92,237.14</b>	<b>\$642,933.91</b>	<b>\$1,046,819.95</b>	<b>5.18</b>
<b>Subtotal of Element: [Function] 1000 - Instruction</b>		<b>\$60,093.35</b>	<b>\$1,781,991.00</b>	<b>\$92,237.14</b>	<b>\$642,933.91</b>	<b>\$1,046,819.95</b>	<b>5.18</b>
11000-2100-51100-0000-001752-1211-00000	Salaries Expense: Coordinator/Subject Matter Specialist	\$14,685.98	\$146,057.00	\$27,510.71	\$202,118.34	(\$83,572.05)	18.83
11000-2100-51100-0000-001752-1216-00000	Operational-Salaries Expense	\$192.30	\$12,500.00	\$384.60	\$2,115.40	\$10,000.00	3.07
11000-2100-51100-0000-001752-1217-00000	Salaries Expense: Secretarial/Clerical/Technical Assistants	\$3,846.16	\$25,000.00	\$7,692.32	\$42,307.68	(\$25,000.00)	30.76

11000-2100-51100-0000-001752-1218-00000	Operational-Salaries Expense	\$0.00	\$90,000.00	\$0.00	\$0.00	\$90,000.00	0.00
11000-2100-51100-2000-001752-1211-00000	Operational-Salaries Expense	\$4,357.24	\$56,681.00	\$6,535.86	\$50,108.14	\$37.00	11.53
11000-2100-51100-2000-001752-1214-00000	Operational-Salaries Expense	\$5,863.62	\$78,817.00	\$8,795.43	\$67,431.62	\$2,589.95	11.15
11000-2100-51100-4025-001752-1214-00000	Operational-Salaries Expense	\$2,310.00	\$26,276.00	\$3,465.00	\$26,565.00	(\$3,754.00)	13.18
11000-2100-51100-4040-001752-1211-00000	Operational-Salaries Expense	\$224.66	\$0.00	\$336.99	\$2,583.56	(\$2,920.55)	0.00
11000-2100-51100-4040-001752-1214-00000	Operational-Salaries Expense	\$308.62	\$7,556.00	\$462.93	\$3,549.02	\$3,544.05	6.12
11000-2100-51300-0000-001752-1211-00000	Operational-Additional Compensation	\$0.00	\$3,000.00	\$1,500.00	\$0.00	\$1,500.00	50.00
11000-2100-51300-2000-001752-1214-00000	Operational-Additional Compensation	\$0.00	\$3,865.00	\$0.00	\$0.00	\$3,865.00	0.00
11000-2100-52111-0000-001752-1211-00000	Operational-Educational Retirement	\$2,518.65	\$25,564.00	\$4,975.34	\$34,663.35	(\$14,074.69)	19.46
11000-2100-52111-0000-001752-1216-00000	Operational-Educational Retirement	\$32.98	\$2,144.00	\$65.96	\$362.76	\$1,715.28	3.07
11000-2100-52111-0000-001752-1217-00000	Operational-Educational Retirement	\$659.62	\$4,288.00	\$1,319.24	\$7,255.87	(\$4,287.11)	30.76
11000-2100-52111-0000-001752-1218-00000	Operational-Educational Retirement	\$0.00	\$15,435.00	\$0.00	\$0.00	\$15,435.00	0.00
11000-2100-52111-2000-001752-1211-00000	Operational-Educational Retirement	\$747.26	\$9,721.00	\$1,120.89	\$8,593.48	\$6.63	11.53
11000-2100-52111-2000-001752-1214-00000	Operational-Educational Retirement	\$1,005.62	\$14,181.00	\$1,508.43	\$11,564.61	\$1,107.96	10.63
11000-2100-52111-4025-001752-1214-00000	Operational-Educational Retirement	\$396.16	\$4,507.00	\$594.24	\$4,555.84	(\$643.08)	13.18
11000-2100-52111-4040-001752-1211-00000	Operational-Educational Retirement	\$38.52	\$0.00	\$57.78	\$442.98	(\$500.76)	0.00
11000-2100-52111-4040-001752-1214-00000	Operational-Educational Retirement	\$52.92	\$1,297.00	\$79.38	\$608.58	\$609.04	6.12
11000-2100-52112-0000-001752-1211-00000	Operational-ERA - Retiree Health	\$293.71	\$2,982.00	\$580.20	\$4,042.28	(\$1,640.48)	19.45
11000-2100-52112-0000-001752-1216-00000	Operational-ERA - Retiree Health	\$3.84	\$250.00	\$7.68	\$42.24	\$200.08	3.07
11000-2100-52112-0000-001752-1217-00000	Operational-ERA - Retiree Health	\$76.92	\$500.00	\$153.84	\$846.07	(\$499.91)	30.76
11000-2100-52112-0000-001752-1218-00000	Operational-ERA - Retiree Health	\$0.00	\$1,800.00	\$0.00	\$0.00	\$1,800.00	0.00
11000-2100-52112-2000-001752-1211-00000	Operational-ERA - Retiree Health	\$87.14	\$1,134.00	\$130.71	\$1,002.11	\$1.18	11.52
11000-2100-52112-2000-001752-1214-00000	Operational-ERA - Retiree Health	\$117.26	\$1,655.00	\$175.89	\$1,348.49	\$130.62	10.62
11000-2100-52112-4025-001752-1214-00000	Operational-ERA - Retiree Health	\$46.20	\$526.00	\$69.30	\$531.30	(\$74.60)	13.17
11000-2100-52112-4040-001752-1211-00000	Operational-ERA - Retiree Health	\$4.50	\$0.00	\$6.75	\$51.75	(\$58.50)	0.00
11000-2100-52112-4040-001752-1214-00000	Operational-ERA - Retiree Health	\$6.18	\$153.00	\$9.27	\$71.07	\$72.66	6.05
11000-2100-52210-0000-001752-1211-00000	Operational-FICA Payments	\$846.19	\$9,242.00	\$1,694.05	\$11,815.42	(\$4,267.47)	18.32
11000-2100-52210-0000-001752-1216-00000	Operational-FICA Payments	\$11.92	\$775.00	\$23.84	\$131.11	\$620.05	3.07
11000-2100-52210-0000-001752-1217-00000	Operational-FICA Payments	\$238.46	\$1,550.00	\$476.92	\$2,623.14	(\$1,550.06)	30.76
11000-2100-52210-0000-001752-1218-00000	Operational-FICA Payments	\$0.00	\$5,580.00	\$0.00	\$0.00	\$5,580.00	0.00
11000-2100-52210-2000-001752-1211-00000	Operational-FICA Payments	\$261.18	\$3,515.00	\$396.26	\$3,003.57	\$115.17	11.27
11000-2100-52210-2000-001752-1214-00000	Operational-FICA Payments	\$317.88	\$5,127.00	\$499.65	\$3,655.61	\$971.74	9.74
11000-2100-52210-4025-001752-1214-00000	Operational-FICA Payments	\$136.36	\$1,630.00	\$207.97	\$1,567.45	(\$145.42)	12.75
11000-2100-52210-4040-001752-1211-00000	Operational-FICA Payments	\$13.08	\$0.00	\$20.04	\$150.42	(\$170.46)	0.00
11000-2100-52210-4040-001752-1214-00000	Operational-FICA Payments	\$16.74	\$469.00	\$26.31	\$192.51	\$250.18	5.60
11000-2100-52220-0000-001752-1211-00000	Operational-Medicare Payments	\$197.89	\$2,162.00	\$396.17	\$2,763.20	(\$997.37)	18.32
11000-2100-52220-0000-001752-1216-00000	Operational-Medicare Payments	\$2.78	\$182.00	\$5.56	\$30.58	\$145.86	3.05
11000-2100-52220-0000-001752-1217-00000	Operational-Medicare Payments	\$55.76	\$363.00	\$111.52	\$613.33	(\$361.85)	30.72

11000-2100-52220-0000-001752-1218-00000	Operational-Medicare Payments	\$0.00	\$1,305.00	\$0.00	\$0.00	\$1,305.00	0.00
11000-2100-52220-2000-001752-1211-00000	Operational-Medicare Payments	\$61.08	\$822.00	\$92.67	\$702.42	\$26.91	11.27
11000-2100-52220-2000-001752-1214-00000	Operational-Medicare Payments	\$74.34	\$1,200.00	\$116.85	\$854.91	\$228.24	9.73
11000-2100-52220-4025-001752-1214-00000	Operational-Medicare Payments	\$31.89	\$382.00	\$48.64	\$366.62	(\$33.26)	12.73
11000-2100-52220-4040-001752-1211-00000	Operational-Medicare Payments	\$3.06	\$0.00	\$4.69	\$35.19	(\$39.88)	0.00
11000-2100-52220-4040-001752-1214-00000	Operational-Medicare Payments	\$3.92	\$111.00	\$6.16	\$45.08	\$59.76	5.54
11000-2100-52311-0000-001752-1211-00000	Operational-Health and Medical Premiums	\$1,476.86	\$10,970.00	\$1,476.86	\$16,983.89	(\$7,490.75)	13.46
11000-2100-52311-0000-001752-1218-00000	Operational-Health and Medical Premiums	\$0.00	\$14,027.00	\$0.00	\$0.00	\$14,027.00	0.00
11000-2100-52311-2000-001752-1211-00000	Operational-Health and Medical Premiums	\$210.38	\$6,127.00	\$210.38	\$2,419.37	\$3,497.25	3.43
11000-2100-52311-2000-001752-1214-00000	Operational-Health and Medical Premiums	\$1,047.60	\$13,326.00	\$1,047.60	\$12,047.40	\$231.00	7.86
11000-2100-52311-4025-001752-1214-00000	Operational-Health and Medical Premiums	\$157.53	\$166.00	\$157.53	\$1,811.71	(\$1,803.24)	94.89
11000-2100-52311-4040-001752-1211-00000	Operational-Health and Medical Premiums	\$19.70	\$0.00	\$19.70	\$226.55	(\$246.25)	0.00
11000-2100-52311-4040-001752-1214-00000	Operational-Health and Medical Premiums	\$55.14	\$726.00	\$55.14	\$634.11	\$36.75	7.59
11000-2100-52312-0000-001752-1211-00000	Operational-Life	\$12.89	\$111.00	\$12.89	\$175.85	(\$77.74)	11.61
11000-2100-52312-0000-001752-1216-00000	Operational-Life	\$0.24	\$15.00	\$0.24	\$2.76	\$12.00	1.60
11000-2100-52312-0000-001752-1217-00000	Operational-Life	\$4.78	\$29.00	\$4.78	\$54.97	(\$30.75)	16.48
11000-2100-52312-0000-001752-1218-00000	Operational-Life	\$0.00	\$57.00	\$0.00	\$0.00	\$57.00	0.00
11000-2100-52312-2000-001752-1211-00000	Operational-Life	\$3.96	\$43.00	\$7.92	\$45.54	(\$10.46)	18.41
11000-2100-52312-2000-001752-1214-00000	Operational-Life	\$5.00	\$54.00	\$5.00	\$57.50	(\$8.50)	9.25
11000-2100-52312-4025-001752-1214-00000	Operational-Life	\$2.10	\$20.00	\$2.10	\$24.15	(\$6.25)	10.50
11000-2100-52312-4040-001752-1211-00000	Operational-Life	\$0.26	\$0.00	\$0.26	\$2.99	(\$3.25)	0.00
11000-2100-52312-4040-001752-1214-00000	Operational-Life	\$0.26	\$6.00	\$0.26	\$2.99	\$2.75	4.33
11000-2100-52313-0000-001752-1211-00000	Operational-Dental	\$67.62	\$588.00	\$67.62	\$777.63	(\$257.25)	11.50
11000-2100-52313-0000-001752-1218-00000	Operational-Dental	\$0.00	\$616.00	\$0.00	\$0.00	\$616.00	0.00
11000-2100-52313-2000-001752-1211-00000	Operational-Dental	\$6.44	\$232.00	\$6.44	\$74.06	\$151.50	2.77
11000-2100-52313-2000-001752-1214-00000	Operational-Dental	\$48.76	\$586.00	\$48.76	\$560.74	(\$23.50)	8.32
11000-2100-52313-4025-001752-1214-00000	Operational-Dental	\$6.86	\$73.00	\$6.86	\$78.89	(\$12.75)	9.39
11000-2100-52313-4040-001752-1211-00000	Operational-Dental	\$0.86	\$0.00	\$0.86	\$9.89	(\$10.75)	0.00
11000-2100-52313-4040-001752-1214-00000	Operational-Dental	\$2.56	\$42.00	\$2.56	\$29.44	\$10.00	6.09
11000-2100-52314-0000-001752-1211-00000	Operational-Vision	\$8.25	\$119.00	\$10.79	\$138.69	(\$30.48)	9.06
11000-2100-52314-0000-001752-1218-00000	Operational-Vision	\$0.00	\$102.00	\$0.00	\$0.00	\$102.00	0.00
11000-2100-52314-2000-001752-1211-00000	Operational-Vision	\$0.00	\$77.00	\$0.00	\$0.00	\$77.00	0.00
11000-2100-52314-2000-001752-1214-00000	Operational-Vision	\$8.06	\$97.00	\$8.06	\$92.69	(\$3.75)	8.30
11000-2100-52314-4025-001752-1214-00000	Operational-Vision	\$1.50	\$16.00	\$1.50	\$17.25	(\$2.75)	9.37
11000-2100-52314-4040-001752-1211-00000	Operational-Vision	\$0.18	\$0.00	\$0.18	\$2.07	(\$2.25)	0.00
11000-2100-52314-4040-001752-1214-00000	Operational-Vision	\$0.42	\$9.00	\$0.42	\$4.83	\$3.75	4.66
11000-2100-52315-0000-001752-1211-00000	Operational-Disability	\$9.57	\$293.00	\$9.57	\$110.18	\$173.25	3.26
11000-2100-52315-2000-001752-1211-00000	Operational-Disability	\$0.00	\$216.00	\$0.00	\$0.00	\$216.00	0.00

11000-2100-52315-2000-001752-1214-00000	Operational-Disability	\$12.44	\$150.00	\$12.44	\$143.06	(\$5.50)	8.29
11000-2100-52315-4025-001752-1214-00000	Operational-Disability	\$2.23	\$47.00	\$2.23	\$51.29	(\$6.52)	4.74
11000-2100-52315-4040-001752-1211-00000	Operational-Disability	\$0.50	\$0.00	\$0.50	\$5.75	(\$6.25)	0.00
11000-2100-52315-4040-001752-1214-00000	Operational-Disability	\$0.66	\$15.00	\$0.66	\$7.59	\$6.75	4.40
11000-2100-52500-0000-001752-1211-00000	Operational-Unemployment Compensation	\$11.53	\$186.00	\$15.01	\$267.86	(\$96.87)	8.06
11000-2100-52500-0000-001752-1216-00000	Operational-Unemployment Compensation	\$0.00	\$24.00	\$0.00	\$4.34	\$19.66	0.00
11000-2100-52500-0000-001752-1217-00000	Operational-Unemployment Compensation	\$0.00	\$48.00	\$0.00	\$86.16	(\$38.16)	0.00
11000-2100-52500-0000-001752-1218-00000	Operational-Unemployment Compensation	\$0.00	\$95.00	\$0.00	\$0.00	\$95.00	0.00
11000-2100-52500-2000-001752-1211-00000	Operational-Unemployment Compensation	\$14.38	\$72.00	\$21.57	\$56.62	(\$6.19)	29.95
11000-2100-52500-2000-001752-1214-00000	Operational-Unemployment Compensation	\$0.00	\$91.00	\$0.00	\$89.97	\$1.03	0.00
11000-2100-52500-4025-001752-1214-00000	Operational-Unemployment Compensation	\$0.00	\$34.00	\$0.00	\$37.86	(\$3.86)	0.00
11000-2100-52500-4040-001752-1211-00000	Operational-Unemployment Compensation	\$0.00	\$0.00	\$0.18	\$4.73	(\$4.91)	0.00
11000-2100-52500-4040-001752-1214-00000	Operational-Unemployment Compensation	\$0.00	\$10.00	\$0.00	\$4.74	\$5.26	0.00
11000-2100-52710-0000-001752-1211-00000	Operational-Workers Compensation Premium	\$0.00	\$2,031.00	\$1,974.58	\$0.00	\$56.42	97.22
11000-2100-52710-0000-001752-1216-00000	Operational-Workers Compensation Premium	\$0.00	\$174.00	\$169.17	\$0.00	\$4.83	97.22
11000-2100-52710-0000-001752-1217-00000	Operational-Workers Compensation Premium	\$0.00	\$348.00	\$338.33	\$0.00	\$9.67	97.22
11000-2100-52710-0000-001752-1218-00000	Operational-Workers Compensation Premium	\$0.00	\$1,251.00	\$1,216.25	\$0.00	\$34.75	97.22
11000-2100-52710-2000-001752-1211-00000	Operational-Workers Compensation Premium	\$0.00	\$788.00	\$0.00	\$0.00	\$788.00	0.00
11000-2100-52710-2000-001752-1214-00000	Operational-Workers Compensation Premium	\$0.00	\$1,096.00	\$1,065.55	\$0.00	\$30.45	97.22
11000-2100-52710-4025-001752-1214-00000	Operational-Workers Compensation Premium	\$0.00	\$366.00	\$355.83	\$0.00	\$10.17	97.22
11000-2100-52710-4040-001752-1214-00000	Operational-Workers Compensation Premium	\$0.00	\$106.00	\$103.06	\$0.00	\$2.94	97.22
11000-2100-52720-0000-001752-1211-00000	Operational-Workers Compensation Employer's Fee	\$0.00	\$20.00	\$0.00	\$8.98	\$11.02	0.00
11000-2100-52720-0000-001752-1216-00000	Operational-Workers Compensation Employer's Fee	\$0.00	\$3.00	\$0.00	\$0.20	\$2.80	0.00
11000-2100-52720-0000-001752-1217-00000	Operational-Workers Compensation Employer's Fee	\$0.00	\$5.00	\$0.00	\$4.18	\$0.82	0.00
11000-2100-52720-0000-001752-1218-00000	Operational-Workers Compensation Employer's Fee	\$0.00	\$10.00	\$0.00	\$0.00	\$10.00	0.00
11000-2100-52720-2000-001752-1211-00000	Operational-Workers Compensation Employer's Fee	\$0.00	\$8.00	\$0.00	\$0.00	\$8.00	0.00
11000-2100-52720-2000-001752-1214-00000	Operational-Workers Compensation Employer's Fee	\$0.00	\$10.00	\$0.00	\$4.36	\$5.64	0.00
11000-2100-52720-4025-001752-1214-00000	Operational-Workers Compensation Employer's Fee	\$0.00	\$4.00	\$0.00	\$1.84	\$2.16	0.00
11000-2100-52720-4040-001752-1211-00000	Operational-Workers Compensation Employer's Fee	\$0.00	\$0.00	\$0.00	\$0.22	(\$0.22)	0.00

11000-2100-52720-4040-001752-1214-00000	Operational-Workers Compensation Employer's Fee	\$0.00	\$2.00	\$0.00	\$0.24	\$1.76	0.00
11000-2100-53211-2000-001752-0000-00000	Diagnosticians - Contracted	\$0.00	\$10,000.00	\$0.00	\$10,991.44	(\$991.44)	0.00
11000-2100-53212-2000-001752-0000-00000	Speech Therapists - Contracted	\$0.00	\$8,500.00	\$0.00	\$3,647.84	\$4,852.16	0.00
11000-2100-53213-2000-001752-0000-00000	Operational-Occupational Therapists - Contracted	\$0.00	\$0.00	\$0.00	\$409.90	(\$409.90)	0.00
11000-2100-53215-2000-001752-0000-00000	Operational-Psychologists/Counselors - Contracted	\$0.00	\$1,500.00	\$0.00	\$1,500.00	\$0.00	0.00
11000-2100-53330-0000-001752-0000-00000	Operational-Professional Development	\$0.00	\$2,616.00	\$0.00	\$2,455.22	\$160.78	0.00
11000-2100-53414-2000-001752-0000-00000	Operational-Other Services	\$1,185.25	\$10,000.00	\$1,185.25	\$27,148.01	(\$18,333.26)	11.85
11000-2100-53711-0000-001752-0000-00000	Operational-Other Charges	\$0.00	\$750.00	\$0.00	\$750.00	\$0.00	0.00
11000-2100-55813-0000-001752-0000-00000	Employee Travel - Non-Teachers	\$0.00	\$500.00	\$0.00	\$0.00	\$500.00	0.00
11000-2100-55915-0000-001752-0000-00000	Operational-Other Contract Services	\$0.00	\$7,050.00	\$0.00	\$6,364.60	\$685.40	0.00
11000-2100-56113-0000-001752-0000-00000	Operational-Software	\$0.00	\$3,000.00	\$0.00	\$14,235.00	(\$11,235.00)	0.00
11000-2100-56113-2000-001752-0000-00000	Operational-Software	\$0.00	\$2,900.00	\$0.00	\$2,900.00	\$0.00	0.00
11000-2100-56118-0000-001752-0000-00000	General Supplies and Materials	\$242.18	\$3,500.00	\$299.95	\$2,533.06	\$666.99	8.57
<b>Subtotal of Element: Expenditure</b>		<b>\$44,775.54</b>	<b>\$676,357.00</b>	<b>\$81,590.88</b>	<b>\$611,413.30</b>	<b>(\$16,647.18)</b>	<b>12.06</b>
<b>Subtotal of Element: [Function] 2100 - Support Services-Students</b>		<b>\$44,775.54</b>	<b>\$676,357.00</b>	<b>\$81,590.88</b>	<b>\$611,413.30</b>	<b>(\$16,647.18)</b>	<b>12.06</b>
11000-2200-51100-0000-001752-1211-00000	Operational-Salaries Expense	\$6,923.08	\$90,000.00	\$13,846.16	\$76,153.84	\$0.00	15.38
11000-2200-52111-0000-001752-1211-00000	Operational-Educational Retirement	\$1,187.30	\$15,435.00	\$2,374.60	\$13,060.29	\$0.11	15.38
11000-2200-52112-0000-001752-1211-00000	Operational-ERA - Retiree Health	\$138.46	\$1,800.00	\$276.92	\$1,523.06	\$0.02	15.38
11000-2200-52210-0000-001752-1211-00000	Operational-FICA Payments	\$404.28	\$5,580.00	\$820.88	\$4,289.53	\$469.59	14.71
11000-2200-52220-0000-001752-1211-00000	Operational-Medicare Payments	\$94.54	\$1,305.00	\$191.97	\$1,003.14	\$109.89	14.71
11000-2200-52311-0000-001752-1211-00000	Operational-Health and Medical Premiums	\$588.96	\$3,474.00	\$588.96	\$6,927.27	(\$4,042.23)	16.95
11000-2200-52312-0000-001752-1211-00000	Operational-Life	\$5.26	\$57.00	\$5.26	\$60.49	(\$8.75)	9.22
11000-2200-52313-0000-001752-1211-00000	Operational-Dental	\$8.58	\$104.00	\$8.58	\$106.45	(\$11.03)	8.25
11000-2200-52314-0000-001752-1211-00000	Operational-Vision	\$6.30	\$46.00	\$12.65	\$72.45	(\$39.10)	27.50
11000-2200-52315-0000-001752-1211-00000	Operational-Disability	\$14.82	\$178.00	\$14.82	\$170.43	(\$7.25)	8.32
11000-2200-52500-0000-001752-1211-00000	Operational-Unemployment Compensation	\$0.00	\$95.00	\$0.00	\$94.71	\$0.29	0.00
11000-2200-52710-0000-001752-1211-00000	Operational-Workers Compensation Premium	\$0.00	\$1,251.00	\$1,216.25	\$0.00	\$34.75	97.22
11000-2200-52720-0000-001752-1211-00000	Operational-Workers Compensation Employer's Fee	\$0.00	\$10.00	\$0.00	\$4.60	\$5.40	0.00
11000-2200-56113-0000-001752-0000-00000	Operational-Software	\$0.00	\$5,000.00	\$0.00	\$5,000.00	\$0.00	0.00
11000-2200-56118-0000-001752-0000-00000	Operational-General Supplies and Materials	\$0.00	\$3,000.00	\$0.00	\$1,229.12	\$1,770.88	0.00
<b>Subtotal of Element: Expenditure</b>		<b>\$9,371.58</b>	<b>\$127,335.00</b>	<b>\$19,357.05</b>	<b>\$109,695.38</b>	<b>(\$1,717.43)</b>	<b>15.20</b>
<b>Subtotal of Element: [Function] 2200 - Support Services-Instruction</b>		<b>\$9,371.58</b>	<b>\$127,335.00</b>	<b>\$19,357.05</b>	<b>\$109,695.38</b>	<b>(\$1,717.43)</b>	<b>15.20</b>
11000-2300-51100-0000-001752-1111-00000	Operational-Salaries Expense	\$9,615.38	\$125,000.00	\$19,230.76	\$105,769.24	\$0.00	15.38
11000-2300-52111-0000-001752-1111-00000	Operational-Educational Retirement	\$1,649.04	\$21,438.00	\$3,298.08	\$18,139.44	\$0.48	15.38



11000-2300-52112-0000-001752-1111-00000	Operational-ERA - Retiree Health	\$192.30	\$2,500.00	\$384.60	\$2,115.50	(\$0.10)	15.38
11000-2300-52210-0000-001752-1111-00000	Operational-FICA Payments	\$548.10	\$7,750.00	\$1,120.23	\$6,029.02	\$600.75	14.45
11000-2300-52220-0000-001752-1111-00000	Operational-Medicare Payments	\$128.18	\$1,813.00	\$261.98	\$1,409.96	\$141.06	14.45
11000-2300-52311-0000-001752-1111-00000	Operational-Health and Medical Premiums	\$1,102.74	\$14,027.00	\$1,102.74	\$12,681.51	\$242.75	7.86
11000-2300-52312-0000-001752-1111-00000	Operational-Life	\$5.26	\$57.00	\$5.26	\$60.49	(\$8.75)	9.22
11000-2300-52313-0000-001752-1111-00000	Operational-Dental	\$51.32	\$616.00	\$51.32	\$590.18	(\$25.50)	8.33
11000-2300-52314-0000-001752-1111-00000	Operational-Vision	\$8.49	\$102.00	\$8.49	\$97.76	(\$4.25)	8.32
11000-2300-52315-0000-001752-1111-00000	Operational-Disability	\$17.10	\$206.00	\$17.10	\$196.65	(\$7.75)	8.30
11000-2300-52500-0000-001752-1111-00000	Operational-Unemployment Compensation	\$0.00	\$95.00	\$0.00	\$94.71	\$0.29	0.00
11000-2300-52710-0000-001752-1111-00000	Operational-Workers Compensation Premium	\$0.00	\$1,738.00	\$1,689.72	\$0.00	\$48.28	97.22
11000-2300-52720-0000-001752-1111-00000	Operational-Workers Compensation Employer's Fee	\$0.00	\$10.00	\$0.00	\$4.60	\$5.40	0.00
11000-2300-53330-0000-001752-0000-00000	Operational-Professional Development	\$0.00	\$1,000.00	\$0.00	\$0.00	\$1,000.00	0.00
11000-2300-53411-0000-001752-0000-00000	Auditing	\$0.00	\$20,000.00	\$0.00	\$22,830.00	(\$2,830.00)	0.00
11000-2300-53413-0000-001752-0000-00000	Legal	\$2,693.75	\$39,600.00	\$2,693.75	\$38,524.36	(\$1,618.11)	6.80
11000-2300-53414-0000-001752-0000-00000	Operational-Other Services	\$0.00	\$16,660.00	\$0.00	\$11,640.00	\$5,020.00	0.00
11000-2300-53711-0000-001752-0000-00000	Operational-Other Charges	\$0.00	\$1,500.00	\$0.00	\$2,900.00	(\$1,400.00)	0.00
11000-2300-55400-0000-001752-0000-00000	Operational-Advertising	\$2,873.81	\$25,000.00	\$7,917.62	\$2,873.82	\$14,208.56	31.67
11000-2300-55812-0000-001752-0000-00000	Board Training	\$0.00	\$1,000.00	\$0.00	\$500.00	\$500.00	0.00
11000-2300-56113-0000-001752-0000-00000	Operational-Software	\$0.00	\$0.00	\$0.00	\$161.52	(\$161.52)	0.00
11000-2300-56118-0000-001752-0000-00000	Operational-General Supplies and Materials	\$0.00	\$1,000.00	\$0.00	\$0.00	\$1,000.00	0.00
<b>Subtotal of Element: Expenditure</b>		<b>\$18,885.47</b>	<b>\$281,112.00</b>	<b>\$37,781.65</b>	<b>\$226,618.76</b>	<b>\$16,711.59</b>	<b>13.44</b>
<b>Subtotal of Element: [Function] 2300 - Support Services-General Administration</b>		<b>\$18,885.47</b>	<b>\$281,112.00</b>	<b>\$37,781.65</b>	<b>\$226,618.76</b>	<b>\$16,711.59</b>	<b>13.44</b>
11000-2400-51100-0000-001752-1217-00000	Salaries Expense: Secretarial/Clerical/Technical Assistants	\$2,176.92	\$38,300.00	\$4,353.84	\$23,946.16	\$10,000.00	11.36
11000-2400-52111-0000-001752-1217-00000	Operational-Educational Retirement	\$373.34	\$6,569.00	\$746.68	\$4,106.71	\$1,715.61	11.36
11000-2400-52112-0000-001752-1217-00000	Operational-ERA - Retiree Health	\$43.56	\$766.00	\$87.12	\$479.16	\$199.72	11.37
11000-2400-52210-0000-001752-1217-00000	Operational-FICA Payments	\$134.96	\$2,375.00	\$269.92	\$1,484.55	\$620.53	11.36
11000-2400-52220-0000-001752-1217-00000	Operational-Medicare Payments	\$31.58	\$557.00	\$63.16	\$347.38	\$146.46	11.33
11000-2400-52311-0000-001752-1217-00000	Operational-Health and Medical Premiums	\$0.00	\$8,169.00	\$0.00	\$0.00	\$8,169.00	0.00
11000-2400-52312-0000-001752-1217-00000	Operational-Life	\$5.50	\$72.00	\$5.50	\$68.51	(\$2.01)	7.63
11000-2400-52313-0000-001752-1217-00000	Operational-Dental	\$0.00	\$309.00	\$0.00	\$0.00	\$309.00	0.00
11000-2400-52314-0000-001752-1217-00000	Operational-Vision	\$0.00	\$102.00	\$0.00	\$0.00	\$102.00	0.00
11000-2400-52315-0000-001752-1217-00000	Operational-Disability	\$0.00	\$288.00	\$0.00	\$0.00	\$288.00	0.00
11000-2400-52500-0000-001752-1217-00000	Operational-Unemployment Compensation	\$6.54	\$119.00	\$13.08	\$76.15	\$29.77	10.99
11000-2400-52710-0000-001752-1217-00000	Operational-Workers Compensation Premium	\$0.00	\$533.00	\$518.19	\$0.00	\$14.81	97.22

11000-2400-52720-0000-001752-1217-00000	Operational-Workers Compensation Employer's Fee	\$0.00	\$13.00	\$0.00	\$4.82	\$8.18	0.00
11000-2400-53330-0000-001752-0000-00000	Operational-Professional Development	\$0.00	\$0.00	\$0.00	\$1,400.00	(\$1,400.00)	0.00
11000-2400-53711-0000-001752-0000-00000	Operational-Other Charges	\$0.00	\$500.00	\$0.00	\$0.00	\$500.00	0.00
11000-2400-54610-0000-001752-0000-00000	Operational-Rental - Land and Buildings	\$0.00	\$3,500.00	\$1,580.00	\$250.00	\$1,670.00	45.14
11000-2400-55813-0000-001752-0000-00000	Operational-Employee Travel - Non-Teachers	\$0.00	\$500.00	\$0.00	\$0.00	\$500.00	0.00
11000-2400-55915-0000-001752-0000-00000	Operational-Other Contract Services	\$0.00	\$4,000.00	\$0.00	\$0.00	\$4,000.00	0.00
11000-2400-56118-0000-001752-0000-00000	General Supplies and Materials	\$0.00	\$3,250.00	\$0.00	\$982.74	\$2,267.26	0.00
<b>Subtotal of Element: Expenditure</b>		<b>\$2,772.40</b>	<b>\$69,922.00</b>	<b>\$7,637.49</b>	<b>\$33,146.18</b>	<b>\$29,138.33</b>	<b>10.92</b>
<b>Subtotal of Element: [Function] 2400 - Support Services-School Administration</b>		<b>\$2,772.40</b>	<b>\$69,922.00</b>	<b>\$7,637.49</b>	<b>\$33,146.18</b>	<b>\$29,138.33</b>	<b>10.92</b>
11000-2500-53414-0000-001752-0000-00000	Operational-Other Services	\$14,552.95	\$156,768.00	\$14,552.95	\$170,392.72	(\$28,177.67)	9.28
11000-2500-53711-0000-001752-0000-00000	Other Charges	\$297.00	\$1,160.00	\$297.00	\$148.00	\$715.00	25.60
11000-2500-54311-0000-001752-0000-00000	Operational-Maintenance & Repair Furniture/Fixtures/Equipment	\$0.00	\$5,000.00	\$0.00	\$9,975.00	(\$4,975.00)	0.00
11000-2500-54320-0000-001752-0000-00000	Operational-Technology-Related Repairs and Maintenance	\$0.00	\$37,000.00	\$0.00	\$0.00	\$37,000.00	0.00
11000-2500-54630-0000-001752-0000-00000	Operational-Rentals - Computers and Related Equipment	\$390.72	\$800.00	\$390.72	\$609.28	(\$200.00)	48.84
11000-2500-55400-0000-001752-0000-00000	Operational-Advertising	\$0.00	\$1,500.00	\$0.00	\$0.00	\$1,500.00	0.00
11000-2500-56113-0000-001752-0000-00000	Operational-Software	\$1,050.56	\$18,225.00	\$16,751.52	\$4,867.80	(\$3,394.32)	91.91
11000-2500-56118-0000-001752-0000-00000	General Supplies and Materials	(\$4.32)	\$2,453.00	\$45.67	\$717.34	\$1,689.99	1.86
11000-2500-57331-0000-001752-0000-00000	Operational-Fixed Assets (More Than \$5,000)	\$0.00	\$316,763.00	\$0.00	\$0.00	\$316,763.00	0.00
<b>Subtotal of Element: Expenditure</b>		<b>\$16,286.91</b>	<b>\$539,669.00</b>	<b>\$32,037.86</b>	<b>\$186,710.14</b>	<b>\$320,921.00</b>	<b>5.94</b>
<b>Subtotal of Element: [Function] 2500 - Central Services</b>		<b>\$16,286.91</b>	<b>\$539,669.00</b>	<b>\$32,037.86</b>	<b>\$186,710.14</b>	<b>\$320,921.00</b>	<b>5.94</b>
11000-2600-53711-0000-001752-0000-00000	Operational-Other Charges	\$4,148.34	\$25.00	\$4,268.34	\$2,064.16	(\$6,307.50)	#####
11000-2600-54312-0000-001752-0000-00000	Operational-Maintenance & Repair - Buildings And Grounds	\$105.00	\$5,000.00	\$617.43	\$8,335.58	(\$3,953.01)	12.34
11000-2600-54313-0000-001752-0000-00000	Operational-Maintenance & Repair - Vehicles	\$0.00	\$2,500.00	\$0.00	\$0.00	\$2,500.00	0.00
11000-2600-54411-0000-001752-0000-00000	Electricity	\$0.00	\$22,000.00	\$1,080.48	\$23,269.12	(\$2,349.60)	4.91
11000-2600-54412-0000-001752-0000-00000	Natural Gas (Buildings)	\$0.00	\$2,500.00	\$0.00	\$1,616.40	\$883.60	0.00
11000-2600-54415-0000-001752-0000-00000	Water/Sewage	\$351.30	\$5,000.00	\$1,044.19	\$3,955.81	\$0.00	20.88
11000-2600-54416-0000-001752-0000-00000	Communication Services	\$1,607.28	\$12,386.00	\$3,166.85	\$10,429.15	(\$1,210.00)	25.56
11000-2600-54610-0000-001752-0000-00000	Rental - Land and Buildings	\$20,079.00	\$240,960.00	\$60,098.00	\$180,862.00	\$0.00	24.94
11000-2600-55200-0000-001752-0000-00000	Property/Liability Insurance	\$0.00	\$19,749.00	\$19,698.00	\$0.00	\$51.00	99.74
11000-2600-55915-0000-001752-0000-00000	Other Contract Services	\$2,158.96	\$26,544.00	\$2,272.57	\$26,721.43	(\$2,450.00)	8.56
11000-2600-56118-0000-001752-0000-00000	General Supplies and Materials	\$0.00	\$20,000.00	\$0.00	\$17,879.18	\$2,120.82	0.00
11000-2600-56119-0000-001752-0000-00000	Operational-Supply Assets (\$5,000 or Less)	\$0.00	\$1,600.00	\$0.00	\$285.99	\$1,314.01	0.00

11000-2600-56211-0000-001752-0000-00000	Operational-Gasoline	\$0.00	\$1,200.00	\$0.00	\$500.00	\$700.00	0.00
<b>Subtotal of Element: Expenditure</b>		<b>\$28,449.88</b>	<b>\$359,464.00</b>	<b>\$92,245.86</b>	<b>\$275,918.82</b>	<b>(\$8,700.68)</b>	<b>25.66</b>
<b>Subtotal of Element: [Function] 2600 - Operation &amp; Maintenance of Plant</b>		<b>\$28,449.88</b>	<b>\$359,464.00</b>	<b>\$92,245.86</b>	<b>\$275,918.82</b>	<b>(\$8,700.68)</b>	<b>25.66</b>
11000-2700-56215-0000-001752-0000-00000	Tires	\$0.00	\$1,000.00	\$0.00	\$0.00	\$1,000.00	0.00
11000-2700-56216-0000-001752-0000-00000	Maintenance Supplies/ Parts	\$0.00	\$500.00	\$0.00	\$0.00	\$500.00	0.00
<b>Subtotal of Element: Expenditure</b>		<b>\$0.00</b>	<b>\$1,500.00</b>	<b>\$0.00</b>	<b>\$0.00</b>	<b>\$1,500.00</b>	<b>0.00</b>
<b>Subtotal of Element: [Function] 2700 - Student Transportation</b>		<b>\$0.00</b>	<b>\$1,500.00</b>	<b>\$0.00</b>	<b>\$0.00</b>	<b>\$1,500.00</b>	<b>0.00</b>
11000-3100-53330-0000-001752-0000-00000	Operational-Professional Development	\$0.00	\$200.00	\$0.00	\$200.00	\$0.00	0.00
11000-3100-56116-0000-001752-0000-00000	Operational-Food	\$0.00	\$500.00	\$0.00	\$200.00	\$300.00	0.00
11000-3100-56117-0000-001752-0000-00000	Operational-Non-Food	\$54.11	\$0.00	\$54.11	\$0.00	(\$54.11)	0.00
<b>Subtotal of Element: Expenditure</b>		<b>\$54.11</b>	<b>\$700.00</b>	<b>\$54.11</b>	<b>\$400.00</b>	<b>\$245.89</b>	<b>7.73</b>
<b>Subtotal of Element: [Function] 3100 - Food Services Operations</b>		<b>\$54.11</b>	<b>\$700.00</b>	<b>\$54.11</b>	<b>\$400.00</b>	<b>\$245.89</b>	<b>7.73</b>
11000-4000-57200-0000-001752-0000-00000	Operational-Buildings Purchase	\$0.00	\$1,660,000.00	\$0.00	\$0.00	\$1,660,000.00	0.00
<b>Subtotal of Element: Expenditure</b>		<b>\$0.00</b>	<b>\$1,660,000.00</b>	<b>\$0.00</b>	<b>\$0.00</b>	<b>\$1,660,000.00</b>	<b>0.00</b>
<b>Subtotal of Element: [Function] 4000 - Capital Outlay</b>		<b>\$0.00</b>	<b>\$1,660,000.00</b>	<b>\$0.00</b>	<b>\$0.00</b>	<b>\$1,660,000.00</b>	<b>0.00</b>
<b>Subtotal of Element: [Fund] 11000 - Operational</b>		<b>\$180,689.24</b>	<b>\$5,498,050.00</b>	<b>\$362,942.04</b>	<b>\$2,086,836.49</b>	<b>\$3,048,271.47</b>	<b>6.60</b>
14000-1000-56111-1010-001752-0000-00000	Instructional Materials-Instructional Materials Cash - 50% Textbooks	\$0.00	\$0.00	\$0.00	\$3,000.00	(\$3,000.00)	0.00
<b>Subtotal of Element: Expenditure</b>		<b>\$0.00</b>	<b>\$0.00</b>	<b>\$0.00</b>	<b>\$3,000.00</b>	<b>(\$3,000.00)</b>	<b>0.00</b>
<b>Subtotal of Element: [Function] 1000 - Instruction</b>		<b>\$0.00</b>	<b>\$0.00</b>	<b>\$0.00</b>	<b>\$3,000.00</b>	<b>(\$3,000.00)</b>	<b>0.00</b>
<b>Subtotal of Element: [Fund] 14000 - Instructional Materials</b>		<b>\$0.00</b>	<b>\$0.00</b>	<b>\$0.00</b>	<b>\$3,000.00</b>	<b>(\$3,000.00)</b>	<b>0.00</b>
23000-1000-56118-9000-001752-0000-00000	Non-Instructional Support-General Supplies and Materials	\$0.00	\$2,443.00	\$0.00	\$0.00	\$2,443.00	0.00
<b>Subtotal of Element: Expenditure</b>		<b>\$0.00</b>	<b>\$2,443.00</b>	<b>\$0.00</b>	<b>\$0.00</b>	<b>\$2,443.00</b>	<b>0.00</b>
<b>Subtotal of Element: [Function] 1000 - Instruction</b>		<b>\$0.00</b>	<b>\$2,443.00</b>	<b>\$0.00</b>	<b>\$0.00</b>	<b>\$2,443.00</b>	<b>0.00</b>
<b>Subtotal of Element: [Fund] 23000 - Non-Instructional Support</b>		<b>\$0.00</b>	<b>\$2,443.00</b>	<b>\$0.00</b>	<b>\$0.00</b>	<b>\$2,443.00</b>	<b>0.00</b>
24101-1000-51100-1010-001752-1411-00000	Title I - IASA-Salaries Expense	\$5,767.54	\$74,978.00	\$8,651.31	\$66,326.72	(\$0.03)	11.53
24101-1000-52111-1010-001752-1411-00000	Title I - IASA-Educational Retirement	\$989.14	\$12,859.00	\$1,483.71	\$11,375.15	\$0.14	11.53
24101-1000-52112-1010-001752-1411-00000	Title I - IASA-ERA - Retiree Health	\$115.36	\$1,500.00	\$173.04	\$1,326.59	\$0.37	11.53
24101-1000-52210-1010-001752-1411-00000	Title I - IASA-FICA Payments	\$346.18	\$4,964.00	\$524.97	\$4,444.82	(\$5.79)	10.57
24101-1000-52220-1010-001752-1411-00000	Title I - IASA-Medicare Payments	\$80.96	\$1,088.00	\$122.78	\$1,039.48	(\$74.26)	11.28
24101-1000-52311-1010-001752-1411-00000	Title I - IASA-Health and Medical Premiums	\$259.74	\$6,565.00	\$259.74	\$2,519.58	\$3,785.68	3.95
24101-1000-52312-1010-001752-1411-00000	Title I - IASA-Life	\$4.86	\$51.00	\$4.86	\$55.89	(\$9.75)	9.52
24101-1000-52313-1010-001752-1411-00000	Title I - IASA-Dental	\$15.90	\$353.00	\$15.90	\$182.85	\$154.25	4.50

24101-1000-52500-1010-001752-1411-00000	Title I - IASA-Unemployment Compensation	\$0.00	\$86.00	\$0.00	\$87.70	(\$1.70)	0.00
24101-1000-52720-1010-001752-1411-00000	Title I - IASA-Workers Compensation Employer's Fee	\$0.00	\$9.00	\$0.00	\$4.26	\$4.74	0.00
<b>Subtotal of Element: Expenditure</b>		<b>\$7,579.68</b>	<b>\$102,453.00</b>	<b>\$11,236.31</b>	<b>\$87,363.04</b>	<b>\$3,853.65</b>	<b>10.97</b>
<b>Subtotal of Element: [Function] 1000 - Instruction</b>		<b>\$7,579.68</b>	<b>\$102,453.00</b>	<b>\$11,236.31</b>	<b>\$87,363.04</b>	<b>\$3,853.65</b>	<b>10.97</b>
24101-2100-51100-0000-001752-1214-00000	Title I - IASA-Salaries Expense	\$3,465.00	\$45,045.00	\$5,197.50	\$39,847.50	\$0.00	11.53
24101-2100-52111-0000-001752-1214-00000	Title I - IASA-Educational Retirement	\$594.26	\$7,726.00	\$891.39	\$6,833.99	\$0.62	11.53
24101-2100-52112-0000-001752-1214-00000	Title I - IASA-ERA - Retiree Health	\$69.30	\$901.00	\$103.95	\$796.95	\$0.10	11.53
24101-2100-52210-0000-001752-1214-00000	Title I - IASA-FICA Payments	\$204.55	\$3,179.00	\$311.97	\$2,351.29	\$515.74	9.81
24101-2100-52220-0000-001752-1214-00000	Title I - IASA-Medicare Payments	\$47.84	\$654.00	\$72.96	\$549.93	\$31.11	11.15
24101-2100-52311-0000-001752-1214-00000	Title I - IASA-Health and Medical Premiums	\$236.30	\$285.00	\$236.30	\$2,717.46	(\$2,668.76)	82.91
24101-2100-52312-0000-001752-1214-00000	Title I - IASA-Life	\$3.16	\$34.00	\$3.16	\$36.34	(\$5.50)	9.29
24101-2100-52313-0000-001752-1214-00000	Title I - IASA-Dental	\$10.30	\$124.00	\$10.30	\$118.45	(\$4.75)	8.30
24101-2100-52314-0000-001752-1214-00000	Title I - IASA-Vision	\$2.26	\$28.00	\$2.26	\$25.99	(\$0.25)	8.07
24101-2100-52315-0000-001752-1214-00000	Title I - IASA-Disability	\$3.35	\$81.00	\$3.35	\$77.05	\$0.60	4.13
24101-2100-52500-0000-001752-1214-00000	Title I - IASA-Unemployment Compensation	\$0.00	\$57.00	\$0.00	\$56.84	\$0.16	0.00
24101-2100-52720-0000-001752-1214-00000	Title I - IASA-Workers Compensation Employer's Fee	\$0.00	\$6.00	\$0.00	\$2.76	\$3.24	0.00
24101-2100-53711-0000-001752-0000-00000	Title I - IASA-Other Charges	\$0.00	\$200.00	\$0.00	\$0.00	\$200.00	0.00
24101-2100-56113-0000-001752-0000-00000	Title I - IASA-Software	\$0.00	\$80.00	\$0.00	\$80.00	\$0.00	0.00
24101-2100-56118-0000-001752-0000-00000	0	\$0.00	\$1,057.00	\$0.00	\$0.00	\$1,057.00	0.00
<b>Subtotal of Element: Expenditure</b>		<b>\$4,636.32</b>	<b>\$59,457.00</b>	<b>\$6,833.14</b>	<b>\$53,494.55</b>	<b>(\$870.69)</b>	<b>11.49</b>
<b>Subtotal of Element: [Function] 2100 - Support Services-Students</b>		<b>\$4,636.32</b>	<b>\$59,457.00</b>	<b>\$6,833.14</b>	<b>\$53,494.55</b>	<b>(\$870.69)</b>	<b>11.49</b>
<b>Subtotal of Element: [Fund] 24101 - Title I - IASA</b>		<b>\$12,216.00</b>	<b>\$161,910.00</b>	<b>\$18,069.45</b>	<b>\$140,857.59</b>	<b>\$2,982.96</b>	<b>11.16</b>
24106-1000-51100-2000-001752-1412-00000	Salaries Expense: Teachers- Special Education	\$2,713.66	\$41,422.00	\$4,070.49	\$31,207.07	\$6,144.44	9.82
24106-1000-52111-2000-001752-1412-00000	Entitlement IDEA-B-Educational Retirement	\$465.38	\$6,276.00	\$698.07	\$5,351.86	\$226.07	11.12
24106-1000-52112-2000-001752-1412-00000	Entitlement IDEA-B-ERA - Retiree Health	\$54.28	\$829.00	\$81.42	\$624.22	\$123.36	9.82
24106-1000-52210-2000-001752-1412-00000	Entitlement IDEA-B-FICA Payments	\$158.96	\$2,700.00	\$243.08	\$0.00	\$2,456.92	9.00
24106-1000-52220-2000-001752-1412-00000	Entitlement IDEA-B-Medicare Payments	\$37.18	\$601.00	\$56.85	\$427.57	\$116.58	9.45
24106-1000-52311-2000-001752-1412-00000	Entitlement IDEA-B-Health and Medical Premiums	\$213.33	\$3,575.00	\$213.33	\$2,453.42	\$908.25	5.96
24106-1000-52312-2000-001752-1412-00000	Entitlement IDEA-B-Life	\$2.84	\$40.00	\$2.84	\$32.66	\$4.50	7.10
24106-1000-52313-2000-001752-1412-00000	Entitlement IDEA-B-Dental	\$9.30	\$145.00	\$9.30	\$106.95	\$28.75	6.41
24106-1000-52314-2000-001752-1412-00000	Entitlement IDEA-B-Vision	\$2.04	\$32.00	\$2.04	\$23.46	\$6.50	6.37
24106-1000-52500-2000-001752-1412-00000	Entitlement IDEA-B-Unemployment Compensation	\$0.00	\$63.00	\$0.00	\$51.30	\$11.70	0.00
24106-1000-52710-2000-001752-1412-00000	Entitlement IDEA-B-Workers Compensation Premium	\$0.00	\$169.00	\$0.00	\$0.00	\$169.00	0.00

24106-1000-52720-2000-001752-1412-00000	Entitlement IDEA-B-Workers Compensation Employer's Fee	\$0.00	\$7.00	\$0.00	\$2.50	\$4.50	0.00
<b>Subtotal of Element: Expenditure</b>		<b>\$3,656.97</b>	<b>\$55,859.00</b>	<b>\$5,377.42</b>	<b>\$40,281.01</b>	<b>\$10,200.57</b>	<b>9.63</b>
<b>Subtotal of Element: [Function] 1000 - Instruction</b>		<b>\$3,656.97</b>	<b>\$55,859.00</b>	<b>\$5,377.42</b>	<b>\$40,281.01</b>	<b>\$10,200.57</b>	<b>9.63</b>
<b>Subtotal of Element: [Fund] 24106 - Entitlement IDEA-B</b>		<b>\$3,656.97</b>	<b>\$55,859.00</b>	<b>\$5,377.42</b>	<b>\$40,281.01</b>	<b>\$10,200.57</b>	<b>9.63</b>
24153-1000-56118-1010-001752-0000-00000	English Language Acquisition-General Supplies and Materials	\$0.00	\$2,800.00	\$0.00	\$0.00	\$2,800.00	0.00
<b>Subtotal of Element: Expenditure</b>		<b>\$0.00</b>	<b>\$2,800.00</b>	<b>\$0.00</b>	<b>\$0.00</b>	<b>\$2,800.00</b>	<b>0.00</b>
<b>Subtotal of Element: [Function] 1000 - Instruction</b>		<b>\$0.00</b>	<b>\$2,800.00</b>	<b>\$0.00</b>	<b>\$0.00</b>	<b>\$2,800.00</b>	<b>0.00</b>
<b>Subtotal of Element: [Fund] 24153 - English Language Acquisition</b>		<b>\$0.00</b>	<b>\$2,800.00</b>	<b>\$0.00</b>	<b>\$0.00</b>	<b>\$2,800.00</b>	<b>0.00</b>
24154-1000-51300-1010-001752-1411-00000	Teacher/Principal Training & Recruiting-Additional Compensation	\$0.00	\$5,400.00	\$0.00	\$0.00	\$5,400.00	0.00
24154-1000-52111-1010-001752-1411-00000	Teacher/Principal Training & Recruiting-Educational Retirement	\$0.00	\$182.00	\$0.00	\$0.00	\$182.00	0.00
24154-1000-52112-1010-001752-1411-00000	Teacher/Principal Training & Recruiting-ERA - Retiree Health	\$0.00	\$24.00	\$0.00	\$0.00	\$24.00	0.00
24154-1000-52210-1010-001752-1411-00000	Teacher/Principal Training & Recruiting-FICA Payments	\$0.00	\$376.00	\$0.00	\$0.00	\$376.00	0.00
24154-1000-52220-1010-001752-1411-00000	Teacher/Principal Training & Recruiting-Medicare Payments	\$0.00	\$79.00	\$0.00	\$0.00	\$79.00	0.00
24154-1000-53330-1010-001752-0000-00000	Teacher/Principal Training & Recruiting-Professional Development	\$0.00	\$7,439.00	\$1,618.13	\$3,783.87	\$2,037.00	21.75
<b>Subtotal of Element: Expenditure</b>		<b>\$0.00</b>	<b>\$13,500.00</b>	<b>\$1,618.13</b>	<b>\$3,783.87</b>	<b>\$8,098.00</b>	<b>11.99</b>
<b>Subtotal of Element: [Function] 1000 - Instruction</b>		<b>\$0.00</b>	<b>\$13,500.00</b>	<b>\$1,618.13</b>	<b>\$3,783.87</b>	<b>\$8,098.00</b>	<b>11.99</b>
<b>Subtotal of Element: [Fund] 24154 - Teacher/Principal Training &amp; Recruiting</b>		<b>\$0.00</b>	<b>\$13,500.00</b>	<b>\$1,618.13</b>	<b>\$3,783.87</b>	<b>\$8,098.00</b>	<b>11.99</b>
24174-1000-56118-3000-001752-0000-00000	Carl D Perkins Secondary - Current-General Supplies and Materials	\$0.00	\$9,440.00	\$0.00	\$0.00	\$9,440.00	0.00
<b>Subtotal of Element: Expenditure</b>		<b>\$0.00</b>	<b>\$9,440.00</b>	<b>\$0.00</b>	<b>\$0.00</b>	<b>\$9,440.00</b>	<b>0.00</b>
<b>Subtotal of Element: [Function] 1000 - Instruction</b>		<b>\$0.00</b>	<b>\$9,440.00</b>	<b>\$0.00</b>	<b>\$0.00</b>	<b>\$9,440.00</b>	<b>0.00</b>
<b>Subtotal of Element: [Fund] 24174 - Carl D Perkins Secondary - Current</b>		<b>\$0.00</b>	<b>\$9,440.00</b>	<b>\$0.00</b>	<b>\$0.00</b>	<b>\$9,440.00</b>	<b>0.00</b>
24309-2100-51300-0000-001752-1211-00000	CRRSA - SEL-Additional Compensation	\$0.00	\$0.00	\$2,500.00	\$0.00	(\$2,500.00)	0.00
24309-2100-52111-0000-001752-1211-00000	CRRSA - SEL-Educational Retirement	\$0.00	\$0.00	\$428.75	\$0.00	(\$428.75)	0.00
24309-2100-52112-0000-001752-1211-00000	CRRSA - SEL-ERA - Retiree Health	\$0.00	\$0.00	\$50.00	\$0.00	(\$50.00)	0.00
24309-2100-52210-0000-001752-1211-00000	CRRSA - SEL-FICA Payments	\$0.00	\$0.00	\$153.36	\$0.00	(\$153.36)	0.00
24309-2100-52220-0000-001752-1211-00000	CRRSA - SEL-Medicare Payments	\$0.00	\$0.00	\$35.87	\$0.00	(\$35.87)	0.00
24309-2100-56118-0000-001752-0000-00000	CRRSA - SEL-General Supplies and Materials	\$1,057.07	\$0.00	\$5,278.43	\$200.00	(\$5,478.43)	0.00
<b>Subtotal of Element: Expenditure</b>		<b>\$1,057.07</b>	<b>\$0.00</b>	<b>\$8,446.41</b>	<b>\$200.00</b>	<b>(\$8,646.41)</b>	<b>0.00</b>

<b>Subtotal of Element: [Function] 2100 - Support Services-Students</b>		<b>\$1,057.07</b>	<b>\$0.00</b>	<b>\$8,446.41</b>	<b>\$200.00</b>	<b>(\$8,646.41)</b>	<b>0.00</b>
<b>Subtotal of Element: [Fund] 24309 - CRRSA - SEL</b>		<b>\$1,057.07</b>	<b>\$0.00</b>	<b>\$8,446.41</b>	<b>\$200.00</b>	<b>(\$8,646.41)</b>	<b>0.00</b>
24330-1000-51100-1010-001752-1411-00000	CRRSA, ESSER III-Salaries Expense	\$0.00	\$71,488.00	\$0.00	\$0.00	\$71,488.00	0.00
24330-1000-51100-4040-001752-1411-00000	CRRSA, ESSER III-Salaries Expense	\$0.00	\$3,763.00	\$0.00	\$0.00	\$3,763.00	0.00
24330-1000-51300-1010-001752-1411-00000	CRRSA, ESSER III-Additional Compensation	\$0.00	\$5,000.00	\$0.00	\$0.00	\$5,000.00	0.00
24330-1000-52111-1010-001752-1411-00000	CRRSA, ESSER III-Educational Retirement	\$0.00	\$13,119.00	\$0.00	\$0.00	\$13,119.00	0.00
24330-1000-52111-4040-001752-1411-00000	CRRSA, ESSER III-Educational Retirement	\$0.00	\$646.00	\$0.00	\$0.00	\$646.00	0.00
24330-1000-52112-1010-001752-1411-00000	CRRSA, ESSER III-ERA - Retiree Health	\$0.00	\$1,531.00	\$0.00	\$0.00	\$1,531.00	0.00
24330-1000-52112-4040-001752-1411-00000	CRRSA, ESSER III-ERA - Retiree Health	\$0.00	\$76.00	\$0.00	\$0.00	\$76.00	0.00
24330-1000-52210-1010-001752-1411-00000	CRRSA, ESSER III-FICA Payments	\$0.00	\$4,743.00	\$0.00	\$0.00	\$4,743.00	0.00
24330-1000-52210-4040-001752-1411-00000	CRRSA, ESSER III-FICA Payments	\$0.00	\$234.00	\$0.00	\$0.00	\$234.00	0.00
24330-1000-52220-1010-001752-1411-00000	CRRSA, ESSER III-Medicare Payments	\$0.00	\$1,111.00	\$0.00	\$0.00	\$1,111.00	0.00
24330-1000-52220-4040-001752-1411-00000	CRRSA, ESSER III-Medicare Payments	\$0.00	\$55.00	\$0.00	\$0.00	\$55.00	0.00
24330-1000-52311-1010-001752-1411-00000	CRRSA, ESSER III-Health and Medical Premiums	\$0.00	\$7,761.00	\$0.00	\$0.00	\$7,761.00	0.00
24330-1000-52311-4040-001752-1411-00000	CRRSA, ESSER III-Health and Medical Premiums	\$0.00	\$409.00	\$0.00	\$0.00	\$409.00	0.00
24330-1000-52312-1010-001752-1411-00000	CRRSA, ESSER III-Life	\$0.00	\$55.00	\$0.00	\$0.00	\$55.00	0.00
24330-1000-52312-4040-001752-1411-00000	CRRSA, ESSER III-Life	\$0.00	\$3.00	\$0.00	\$0.00	\$3.00	0.00
24330-1000-52313-1010-001752-1411-00000	CRRSA, ESSER III-Dental	\$0.00	\$294.00	\$0.00	\$0.00	\$294.00	0.00
24330-1000-52313-4040-001752-1411-00000	CRRSA, ESSER III-Dental	\$0.00	\$16.00	\$0.00	\$0.00	\$16.00	0.00
24330-1000-52314-1010-001752-1411-00000	CRRSA, ESSER III-Vision	\$0.00	\$97.00	\$0.00	\$0.00	\$97.00	0.00
24330-1000-52314-4040-001752-1411-00000	CRRSA, ESSER III-Vision	\$0.00	\$6.00	\$0.00	\$0.00	\$6.00	0.00
24330-1000-52315-1010-001752-1411-00000	CRRSA, ESSER III-Disability	\$0.00	\$274.00	\$0.00	\$0.00	\$274.00	0.00
24330-1000-52315-4040-001752-1411-00000	CRRSA, ESSER III-Disability	\$0.00	\$15.00	\$0.00	\$0.00	\$15.00	0.00
24330-1000-52500-1010-001752-1411-00000	CRRSA, ESSER III-Unemployment Compensation	\$0.00	\$91.00	\$0.00	\$0.00	\$91.00	0.00
24330-1000-52500-4040-001752-1411-00000	CRRSA, ESSER III-Unemployment Compensation	\$0.00	\$5.00	\$0.00	\$0.00	\$5.00	0.00
24330-1000-52710-1010-001752-1411-00000	CRRSA, ESSER III-Workers Compensation Premium	\$0.00	\$994.00	\$966.39	\$0.00	\$27.61	97.22
24330-1000-52710-4040-001752-1411-00000	CRRSA, ESSER III-Workers Compensation Premium	\$0.00	\$53.00	\$51.53	\$0.00	\$1.47	97.22
24330-1000-52720-1010-001752-1411-00000	CRRSA, ESSER III-Workers Compensation Employer's Fee	\$0.00	\$10.00	\$0.00	\$0.00	\$10.00	0.00
24330-1000-52720-4040-001752-1411-00000	CRRSA, ESSER III-Workers Compensation Employer's Fee	\$0.00	\$1.00	\$0.00	\$0.00	\$1.00	0.00
24330-1000-53711-1010-001752-0000-00000	CRRSA, ESSER III-Other Charges	\$0.00	\$4,519.00	\$0.00	\$3,000.00	\$1,519.00	0.00
24330-1000-56113-1010-001752-0000-00000	CRRSA, ESSER III-Software	\$0.00	\$11,000.00	\$25,000.00	\$0.00	(\$14,000.00)	227.27
24330-1000-56118-1010-001752-0000-00000	CRRSA, ESSER III-General Supplies and Materials	\$0.00	\$86,378.00	\$0.00	\$0.00	\$86,378.00	0.00

Subtotal of Element: Expenditure		\$0.00	\$213,747.00	\$26,017.92	\$3,000.00	\$184,729.08	12.17
Subtotal of Element: [Function] 1000 - Instruction		\$0.00	\$213,747.00	\$26,017.92	\$3,000.00	\$184,729.08	12.17
24330-2100-51100-4025-001752-1211-00000	CRRSA, ESSER III-Salaries Expense	\$5,499.08	\$79,219.00	\$8,248.62	\$63,239.38	\$7,731.00	10.41
24330-2100-51100-4040-001752-1211-00000	CRRSA, ESSER III-Salaries Expense	\$289.38	\$0.00	\$434.07	\$3,327.93	(\$3,762.00)	0.00
24330-2100-51300-0000-001752-1211-00000	CRRSA, ESSER III-Additional Compensation	\$0.00	\$5,000.00	\$0.00	\$0.00	\$5,000.00	0.00
24330-2100-51300-0000-001752-1216-00000	CRRSA, ESSER III-Additional Compensation	\$0.00	\$2,500.00	\$0.00	\$0.00	\$2,500.00	0.00
24330-2100-52111-0000-001752-1211-00000	CRRSA, ESSER III-Educational Retirement	\$0.00	\$858.00	\$0.00	\$0.00	\$858.00	0.00
24330-2100-52111-0000-001752-1216-00000	CRRSA, ESSER III-Educational Retirement	\$0.00	\$429.00	\$0.00	\$0.00	\$429.00	0.00
24330-2100-52111-4025-001752-1211-00000	CRRSA, ESSER III-Educational Retirement	\$943.10	\$13,587.00	\$1,414.65	\$10,845.57	\$1,326.78	10.41
24330-2100-52111-4040-001752-1211-00000	CRRSA, ESSER III-Educational Retirement	\$49.62	\$0.00	\$74.43	\$570.63	(\$645.06)	0.00
24330-2100-52112-0000-001752-1211-00000	CRRSA, ESSER III-ERA - Retiree Health	\$0.00	\$100.00	\$0.00	\$0.00	\$100.00	0.00
24330-2100-52112-0000-001752-1216-00000	CRRSA, ESSER III-ERA - Retiree Health	\$0.00	\$50.00	\$0.00	\$0.00	\$50.00	0.00
24330-2100-52112-4025-001752-1211-00000	CRRSA, ESSER III-ERA - Retiree Health	\$109.98	\$1,586.00	\$164.97	\$1,265.02	\$156.01	10.40
24330-2100-52112-4040-001752-1211-00000	CRRSA, ESSER III-ERA - Retiree Health	\$5.78	\$0.00	\$8.67	\$66.47	(\$75.14)	0.00
24330-2100-52210-0000-001752-1211-00000	CRRSA, ESSER III-FICA Payments	\$0.00	\$310.00	\$0.00	\$0.00	\$310.00	0.00
24330-2100-52210-0000-001752-1216-00000	CRRSA, ESSER III-FICA Payments	\$0.00	\$155.00	\$0.00	\$0.00	\$155.00	0.00
24330-2100-52210-4025-001752-1211-00000	CRRSA, ESSER III-FICA Payments	\$340.94	\$4,912.00	\$511.41	\$3,920.78	\$479.81	10.41
24330-2100-52210-4040-001752-1211-00000	CRRSA, ESSER III-FICA Payments	\$17.94	\$0.00	\$26.91	\$206.31	(\$233.22)	0.00
24330-2100-52220-0000-001752-1211-00000	CRRSA, ESSER III-Medicare Payments	\$0.00	\$73.00	\$0.00	\$0.00	\$73.00	0.00
24330-2100-52220-0000-001752-1216-00000	CRRSA, ESSER III-Medicare Payments	\$0.00	\$37.00	\$0.00	\$0.00	\$37.00	0.00
24330-2100-52220-4025-001752-1211-00000	CRRSA, ESSER III-Medicare Payments	\$79.74	\$1,150.00	\$119.61	\$917.00	\$113.39	10.40
24330-2100-52220-4040-001752-1211-00000	CRRSA, ESSER III-Medicare Payments	\$4.20	\$0.00	\$6.30	\$48.30	(\$54.60)	0.00
24330-2100-52311-4025-001752-1211-00000	CRRSA, ESSER III-Health and Medical Premiums	\$0.00	\$3,475.00	\$0.00	\$0.00	\$3,475.00	0.00
24330-2100-52312-4025-001752-1211-00000	CRRSA, ESSER III-Life	\$5.00	\$57.00	\$10.00	\$57.50	(\$10.50)	17.54
24330-2100-52312-4040-001752-1211-00000	CRRSA, ESSER III-Life	\$0.26	\$0.00	\$0.52	\$2.99	(\$3.51)	0.00
24330-2100-52313-4025-001752-1211-00000	CRRSA, ESSER III-Dental	\$0.00	\$207.00	\$0.00	\$0.00	\$207.00	0.00
24330-2100-52314-4025-001752-1211-00000	CRRSA, ESSER III-Vision	\$0.00	\$46.00	\$0.00	\$0.00	\$46.00	0.00
24330-2100-52500-4025-001752-1211-00000	CRRSA, ESSER III-Unemployment Compensation	\$18.14	\$96.00	\$27.21	\$62.74	\$6.05	28.34
24330-2100-52500-4040-001752-1211-00000	CRRSA, ESSER III-Unemployment Compensation	\$0.96	\$0.00	\$1.44	\$3.31	(\$4.75)	0.00
24330-2100-52710-4025-001752-1211-00000	CRRSA, ESSER III-Workers Compensation Premium	\$0.00	\$1,103.00	\$1,017.92	\$0.00	\$85.08	92.28
24330-2100-52710-4040-001752-1211-00000	CRRSA, ESSER III-Workers Compensation Premium	\$0.00	\$0.00	\$54.44	\$0.00	(\$54.44)	0.00
24330-2100-52720-4025-001752-1211-00000	CRRSA, ESSER III-Workers Compensation Employer's Fee	\$0.00	\$11.00	\$0.00	\$4.38	\$6.62	0.00
24330-2100-52720-4040-001752-1211-00000	CRRSA, ESSER III-Workers Compensation Employer's Fee	\$0.00	\$0.00	\$0.00	\$0.22	(\$0.22)	0.00

24330-2100-53330-0000-001752-0000-00000	CRRSA, ESSER III-Professional Development	\$0.00	\$0.00	\$0.00	\$6,250.00	(\$6,250.00)	0.00
24330-2100-53414-0000-001752-0000-00000	CRRSA, ESSER III-Other Services	\$0.00	\$9,769.00	\$0.00	\$26,750.00	(\$16,981.00)	0.00
24330-2100-56118-0000-001752-0000-00000	CRRSA, ESSER III-General Supplies and Materials	\$0.00	\$97,372.00	\$0.00	\$0.00	\$97,372.00	0.00
<b>Subtotal of Element: Expenditure</b>		<b>\$7,364.12</b>	<b>\$222,102.00</b>	<b>\$12,121.17</b>	<b>\$117,538.53</b>	<b>\$92,442.30</b>	<b>5.46</b>
<b>Subtotal of Element: [Function] 2100 - Support Services-Students</b>		<b>\$7,364.12</b>	<b>\$222,102.00</b>	<b>\$12,121.17</b>	<b>\$117,538.53</b>	<b>\$92,442.30</b>	<b>5.46</b>
24330-2200-51100-0000-001752-1211-00000	CRRSA, ESSER III-Salaries Expense	\$0.00	\$16,400.00	\$0.00	\$0.00	\$16,400.00	0.00
24330-2200-52111-0000-001752-1211-00000	CRRSA, ESSER III-Educational Retirement	\$0.00	\$2,813.00	\$0.00	\$0.00	\$2,813.00	0.00
24330-2200-52112-0000-001752-1211-00000	CRRSA, ESSER III-ERA - Retiree Health	\$0.00	\$328.00	\$0.00	\$0.00	\$328.00	0.00
24330-2200-52210-0000-001752-1211-00000	CRRSA, ESSER III-FICA Payments	\$0.00	\$1,017.00	\$0.00	\$0.00	\$1,017.00	0.00
24330-2200-52220-0000-001752-1211-00000	CRRSA, ESSER III-Medicare Payments	\$0.00	\$238.00	\$0.00	\$0.00	\$238.00	0.00
24330-2200-52311-0000-001752-1211-00000	CRRSA, ESSER III-Health and Medical Premiums	\$0.00	\$2,043.00	\$0.00	\$0.00	\$2,043.00	0.00
24330-2200-52312-0000-001752-1211-00000	CRRSA, ESSER III-Life	\$0.00	\$15.00	\$0.00	\$0.00	\$15.00	0.00
24330-2200-52313-0000-001752-1211-00000	CRRSA, ESSER III-Dental	\$0.00	\$78.00	\$0.00	\$0.00	\$78.00	0.00
24330-2200-52314-0000-001752-1211-00000	CRRSA, ESSER III-Vision	\$0.00	\$26.00	\$0.00	\$0.00	\$26.00	0.00
24330-2200-52315-0000-001752-1211-00000	CRRSA, ESSER III-Disability	\$0.00	\$72.00	\$0.00	\$0.00	\$72.00	0.00
24330-2200-52500-0000-001752-1211-00000	CRRSA, ESSER III-Unemployment Compensation	\$0.00	\$24.00	\$0.00	\$0.00	\$24.00	0.00
24330-2200-52710-0000-001752-1211-00000	CRRSA, ESSER III-Workers Compensation Premium	\$0.00	\$228.00	\$221.66	\$0.00	\$6.34	97.21
24330-2200-52720-0000-001752-1211-00000	CRRSA, ESSER III-Workers Compensation Employer's Fee	\$0.00	\$3.00	\$0.00	\$0.00	\$3.00	0.00
<b>Subtotal of Element: Expenditure</b>		<b>\$0.00</b>	<b>\$23,285.00</b>	<b>\$221.66</b>	<b>\$0.00</b>	<b>\$23,063.34</b>	<b>0.95</b>
<b>Subtotal of Element: [Function] 2200 - Support Services-Instruction</b>		<b>\$0.00</b>	<b>\$23,285.00</b>	<b>\$221.66</b>	<b>\$0.00</b>	<b>\$23,063.34</b>	<b>0.95</b>
24330-2600-56118-0000-001752-0000-00000	CRRSA, ESSER III-General Supplies and Materials	\$0.00	\$25,000.00	\$0.00	\$0.00	\$25,000.00	0.00
<b>Subtotal of Element: Expenditure</b>		<b>\$0.00</b>	<b>\$25,000.00</b>	<b>\$0.00</b>	<b>\$0.00</b>	<b>\$25,000.00</b>	<b>0.00</b>
<b>Subtotal of Element: [Function] 2600 - Operation &amp; Maintenance of Plant</b>		<b>\$0.00</b>	<b>\$25,000.00</b>	<b>\$0.00</b>	<b>\$0.00</b>	<b>\$25,000.00</b>	<b>0.00</b>
<b>Subtotal of Element: [Fund] 24330 - CRRSA, ESSER III</b>		<b>\$7,364.12</b>	<b>\$484,134.00</b>	<b>\$38,360.75</b>	<b>\$120,538.53</b>	<b>\$325,234.72</b>	<b>7.92</b>
24342-2500-55913-0000-001752-0000-00000	ESSR III Round 2-Contracts - Interagency/REC	\$0.00	\$0.00	\$0.00	\$700.00	(\$700.00)	0.00
<b>Subtotal of Element: Expenditure</b>		<b>\$0.00</b>	<b>\$0.00</b>	<b>\$0.00</b>	<b>\$700.00</b>	<b>(\$700.00)</b>	<b>0.00</b>
<b>Subtotal of Element: [Function] 2500 - Central Services</b>		<b>\$0.00</b>	<b>\$0.00</b>	<b>\$0.00</b>	<b>\$700.00</b>	<b>(\$700.00)</b>	<b>0.00</b>
<b>Subtotal of Element: [Fund] 24342 - ESSR III Round 2</b>		<b>\$0.00</b>	<b>\$0.00</b>	<b>\$0.00</b>	<b>\$700.00</b>	<b>(\$700.00)</b>	<b>0.00</b>
26121-2100-56118-0000-001752-0000-00000	Kellogg Fund/Kellogg Foundation-General Supplies and Materials	\$0.00	\$2,500.00	\$0.00	\$0.00	\$2,500.00	0.00
<b>Subtotal of Element: Expenditure</b>		<b>\$0.00</b>	<b>\$2,500.00</b>	<b>\$0.00</b>	<b>\$0.00</b>	<b>\$2,500.00</b>	<b>0.00</b>



<b>Subtotal of Element: [Function] 2100 - Support Services-Students</b>		\$0.00	\$2,500.00	\$0.00	\$0.00	\$2,500.00	0.00
<b>Subtotal of Element: [Fund] 26121 - Kellogg Fund/Kellogg Foundation</b>		\$0.00	\$2,500.00	\$0.00	\$0.00	\$2,500.00	0.00
27107-2200-56114-0000-001752-0000-00000	Library GO Bonds-Library And Audio-Visual	\$0.00	\$3,317.00	\$0.00	\$0.00	\$3,317.00	0.00
<b>Subtotal of Element: Expenditure</b>		\$0.00	\$3,317.00	\$0.00	\$0.00	\$3,317.00	0.00
<b>Subtotal of Element: [Function] 2200 - Support Services-Instruction</b>		\$0.00	\$3,317.00	\$0.00	\$0.00	\$3,317.00	0.00
<b>Subtotal of Element: [Fund] 27107 - Library GO Bonds</b>		\$0.00	\$3,317.00	\$0.00	\$0.00	\$3,317.00	0.00
27109-1000-56111-1010-001752-0000-00000	Instructional Materials-Instructional Materials Cash - 50% Textbooks	\$0.00	\$3,019.00	\$0.00	\$0.00	\$3,019.00	0.00
<b>Subtotal of Element: Expenditure</b>		\$0.00	\$3,019.00	\$0.00	\$0.00	\$3,019.00	0.00
<b>Subtotal of Element: [Function] 1000 - Instruction</b>		\$0.00	\$3,019.00	\$0.00	\$0.00	\$3,019.00	0.00
<b>Subtotal of Element: [Fund] 27109 - Instructional Materials</b>		\$0.00	\$3,019.00	\$0.00	\$0.00	\$3,019.00	0.00
27408-1000-56118-4040-001752-0000-00000	K-12 Plus/ELTP Planning-General Supplies and Materials	\$0.00	\$17,500.00	\$0.00	\$0.00	\$17,500.00	0.00
<b>Subtotal of Element: Expenditure</b>		\$0.00	\$17,500.00	\$0.00	\$0.00	\$17,500.00	0.00
<b>Subtotal of Element: [Function] 1000 - Instruction</b>		\$0.00	\$17,500.00	\$0.00	\$0.00	\$17,500.00	0.00
27408-2400-56118-0000-001752-0000-00000	K-12 Plus/ELTP Planning-General Supplies and Materials	\$0.00	\$1,000.00	\$0.00	\$0.00	\$1,000.00	0.00
<b>Subtotal of Element: Expenditure</b>		\$0.00	\$1,000.00	\$0.00	\$0.00	\$1,000.00	0.00
<b>Subtotal of Element: [Function] 2400 - Support Services-School Administration</b>		\$0.00	\$1,000.00	\$0.00	\$0.00	\$1,000.00	0.00
<b>Subtotal of Element: [Fund] 27408 - K-12 Plus/ELTP Planning</b>		\$0.00	\$18,500.00	\$0.00	\$0.00	\$18,500.00	0.00
27502-1000-56118-3000-001752-0000-00000	Student Advisement Plan-General Supplies and Materials	\$0.00	\$9,135.00	\$0.00	\$0.00	\$9,135.00	0.00
<b>Subtotal of Element: Expenditure</b>		\$0.00	\$9,135.00	\$0.00	\$0.00	\$9,135.00	0.00
<b>Subtotal of Element: [Function] 1000 - Instruction</b>		\$0.00	\$9,135.00	\$0.00	\$0.00	\$9,135.00	0.00
<b>Subtotal of Element: [Fund] 27502 - Student Advisement Plan</b>		\$0.00	\$9,135.00	\$0.00	\$0.00	\$9,135.00	0.00
29102-1000-56118-1010-001752-0000-00000	Private Dir Grants (Categorical)-General Supplies and Materials	\$0.00	\$2,000.00	\$0.00	\$0.00	\$2,000.00	0.00
29102-1000-57331-1010-001752-0000-00000	Private Dir Grants (Categorical)-Fixed Assets (More Than \$5,000)	\$0.00	\$13,763.00	\$0.00	\$0.00	\$13,763.00	0.00
<b>Subtotal of Element: Expenditure</b>		\$0.00	\$15,763.00	\$0.00	\$0.00	\$15,763.00	0.00
<b>Subtotal of Element: [Function] 1000 - Instruction</b>		\$0.00	\$15,763.00	\$0.00	\$0.00	\$15,763.00	0.00
29102-2100-56118-0000-001752-0000-00000	Private Dir Grants (Categorical)-General Supplies and Materials	\$0.00	\$13,000.00	\$0.00	\$0.00	\$13,000.00	0.00
<b>Subtotal of Element: Expenditure</b>		\$0.00	\$13,000.00	\$0.00	\$0.00	\$13,000.00	0.00

<b>Subtotal of Element: [Function] 2100 - Support Services-Students</b>		<b>\$0.00</b>	<b>\$13,000.00</b>	<b>\$0.00</b>	<b>\$0.00</b>	<b>\$13,000.00</b>	<b>0.00</b>
29102-2400-56118-0000-001752-0000-00000	Private Dir Grants (Categorical)-General Supplies and Materials	\$0.00	\$2,000.00	\$0.00	\$0.00	\$2,000.00	0.00
<b>Subtotal of Element: Expenditure</b>		<b>\$0.00</b>	<b>\$2,000.00</b>	<b>\$0.00</b>	<b>\$0.00</b>	<b>\$2,000.00</b>	<b>0.00</b>
<b>Subtotal of Element: [Function] 2400 - Support Services-School Administration</b>		<b>\$0.00</b>	<b>\$2,000.00</b>	<b>\$0.00</b>	<b>\$0.00</b>	<b>\$2,000.00</b>	<b>0.00</b>
<b>Subtotal of Element: [Fund] 29102 - Private Dir Grants (Categorical)</b>		<b>\$0.00</b>	<b>\$30,763.00</b>	<b>\$0.00</b>	<b>\$0.00</b>	<b>\$30,763.00</b>	<b>0.00</b>
31400-4000-57200-0000-001752-0000-00000	Special Capital Outlay-State-Buildings Purchase	\$0.00	\$801,618.00	\$0.00	\$0.00	\$801,618.00	0.00
31400-4000-57331-0000-001752-0000-00000	"Fixed Assets (more than \$5	\$0.00	\$45,000.00	\$0.00	\$0.00	\$45,000.00	0.00
<b>Subtotal of Element: Expenditure</b>		<b>\$0.00</b>	<b>\$846,618.00</b>	<b>\$0.00</b>	<b>\$0.00</b>	<b>\$846,618.00</b>	<b>0.00</b>
<b>Subtotal of Element: [Function] 4000 - Capital Outlay</b>		<b>\$0.00</b>	<b>\$846,618.00</b>	<b>\$0.00</b>	<b>\$0.00</b>	<b>\$846,618.00</b>	<b>0.00</b>
<b>Subtotal of Element: [Fund] 31400 - Special Capital Outlay-State</b>		<b>\$0.00</b>	<b>\$846,618.00</b>	<b>\$0.00</b>	<b>\$0.00</b>	<b>\$846,618.00</b>	<b>0.00</b>
31600-2300-53712-0000-001752-0000-00000	Capital Improvements HB-33-County Tax Collection Costs	\$9.22	\$2,827.00	\$36.43	\$0.00	\$2,790.57	1.28
<b>Subtotal of Element: Expenditure</b>		<b>\$9.22</b>	<b>\$2,827.00</b>	<b>\$36.43</b>	<b>\$0.00</b>	<b>\$2,790.57</b>	<b>1.29</b>
<b>Subtotal of Element: [Function] 2300 - Support Services-General Administration</b>		<b>\$9.22</b>	<b>\$2,827.00</b>	<b>\$36.43</b>	<b>\$0.00</b>	<b>\$2,790.57</b>	<b>1.29</b>
31600-4000-56119-0000-001752-0000-00000	Capital Improvements HB-33-Supply Assets (\$5,000 or Less)	\$0.00	\$69,371.00	\$0.00	\$0.00	\$69,371.00	0.00
31600-4000-57200-0000-001752-0000-00000	Capital Improvements HB-33-Buildings Purchase	\$20,000.00	\$800,000.00	\$130,000.00	\$0.00	\$670,000.00	16.25
31600-4000-57331-0000-001752-0000-00000	Capital Improvements HB-33-Fixed Assets (More Than \$5,000)	\$0.00	\$103,039.00	\$0.00	\$0.00	\$103,039.00	0.00
<b>Subtotal of Element: Expenditure</b>		<b>\$20,000.00</b>	<b>\$972,410.00</b>	<b>\$130,000.00</b>	<b>\$0.00</b>	<b>\$842,410.00</b>	<b>13.37</b>
<b>Subtotal of Element: [Function] 4000 - Capital Outlay</b>		<b>\$20,000.00</b>	<b>\$972,410.00</b>	<b>\$130,000.00</b>	<b>\$0.00</b>	<b>\$842,410.00</b>	<b>13.37</b>
<b>Subtotal of Element: [Fund] 31600 - Capital Improvements HB-33</b>		<b>\$20,009.22</b>	<b>\$975,237.00</b>	<b>\$130,036.43</b>	<b>\$0.00</b>	<b>\$845,200.57</b>	<b>13.33</b>
31700-4000-56119-0000-001752-0000-00000	Capital Improvements SB-9-Supply Assets (\$5,000 or Less)	\$0.00	\$4,443.00	\$0.00	\$0.00	\$4,443.00	0.00
<b>Subtotal of Element: Expenditure</b>		<b>\$0.00</b>	<b>\$4,443.00</b>	<b>\$0.00</b>	<b>\$0.00</b>	<b>\$4,443.00</b>	<b>0.00</b>
<b>Subtotal of Element: [Function] 4000 - Capital Outlay</b>		<b>\$0.00</b>	<b>\$4,443.00</b>	<b>\$0.00</b>	<b>\$0.00</b>	<b>\$4,443.00</b>	<b>0.00</b>
<b>Subtotal of Element: [Fund] 31700 - Capital Improvements SB-9</b>		<b>\$0.00</b>	<b>\$4,443.00</b>	<b>\$0.00</b>	<b>\$0.00</b>	<b>\$4,443.00</b>	<b>0.00</b>
31701-2300-53712-0000-001752-0000-00000	Capital Improvements SB-9 Local-County Tax Collection Costs	\$4.68	\$1,456.00	\$18.53	\$0.00	\$1,437.47	1.27
<b>Subtotal of Element: Expenditure</b>		<b>\$4.68</b>	<b>\$1,456.00</b>	<b>\$18.53</b>	<b>\$0.00</b>	<b>\$1,437.47</b>	<b>1.27</b>
<b>Subtotal of Element: [Function] 2300 - Support Services-General Administration</b>		<b>\$4.68</b>	<b>\$1,456.00</b>	<b>\$18.53</b>	<b>\$0.00</b>	<b>\$1,437.47</b>	<b>1.27</b>
31701-4000-56119-0000-001752-0000-00000	Capital Improvements SB-9 Local-Supply Assets (\$5,000 or Less)	\$0.00	\$25,144.00	\$0.00	\$879.61	\$24,264.39	0.00

31701-4000-57200-0000-001752-0000-00000	Capital Improvements SB-9 Local-Buildings Purchase	\$0.00	\$475,177.00	\$0.00	\$0.00	\$475,177.00	0.00
31701-4000-57331-0000-001752-0000-00000	Capital Improvements SB-9 Local-Fixed Assets (More Than \$5,000)	\$0.00	\$67,119.00	\$0.00	\$0.00	\$67,119.00	0.00
<b>Subtotal of Element: Expenditure</b>		<b>\$0.00</b>	<b>\$567,440.00</b>	<b>\$0.00</b>	<b>\$879.61</b>	<b>\$566,560.39</b>	<b>0.00</b>
<b>Subtotal of Element: [Function] 4000 - Capital Outlay</b>		<b>\$0.00</b>	<b>\$567,440.00</b>	<b>\$0.00</b>	<b>\$879.61</b>	<b>\$566,560.39</b>	<b>0.00</b>
<b>Subtotal of Element: [Fund] 31701 - Capital Improvements SB-9 Local</b>		<b>\$4.68</b>	<b>\$568,896.00</b>	<b>\$18.53</b>	<b>\$879.61</b>	<b>\$567,997.86</b>	<b>0.00</b>
<b>Grand Total</b>		<b>\$224,997.30</b>	<b>\$8,690,564.00</b>	<b>\$564,869.16</b>	<b>\$2,397,077.10</b>	<b>\$5,728,617.74</b>	<b>6.50</b>

# Health Leadership High School

## Statement of Revenues and Expenditures and Change in Fund Balance

Cycle: FY22-23; Fund Class: [All]; Fund Columns: [All Non-Zero Funds]; Account Expression: [All]; Include Element Value: Yes; Revenue Element: Object; Expenditure Element: Function; Begin Date: 08/01/2022; End Date: 08/31/2022

Description	11000 - Operational	24101 - Title I - IASA	24106 - Entitlement IDEA-B	24154 - Teacher/Principal Trainin	24174 - Carl D Perkins Secondary	24308 - CRRSA, ESSER II
41110 - Ad Valorem Taxes - School District	\$0.00	\$0.00	\$0.00	\$0.00	\$0.00	\$0.00
41701 - Fees - Activities	\$50.00	\$0.00	\$0.00	\$0.00	\$0.00	\$0.00
41924 - Flow-through Grants From Districts to Charter Schools	\$0.00	\$35,859.36	\$9,909.14	\$1,303.05	\$6,945.21	\$76,264.74
43101 - State Equalization Guarantee	\$249,442.02	\$0.00	\$0.00	\$0.00	\$0.00	\$0.00
<b>Total Revenue</b>	<b>\$249,492.02</b>	<b>\$35,859.36</b>	<b>\$9,909.14</b>	<b>\$1,303.05</b>	<b>\$6,945.21</b>	<b>\$76,264.74</b>
1000 - Instruction	\$60,093.35	\$7,579.68	\$3,656.97	\$0.00	\$0.00	\$0.00
2100 - Support Services-Students	\$44,775.54	\$4,636.32	\$0.00	\$0.00	\$0.00	\$0.00
2200 - Support Services-Instruction	\$9,371.58	\$0.00	\$0.00	\$0.00	\$0.00	\$0.00
2300 - Support Services-General Administration	\$18,885.47	\$0.00	\$0.00	\$0.00	\$0.00	\$0.00
2400 - Support Services-School Administration	\$2,772.40	\$0.00	\$0.00	\$0.00	\$0.00	\$0.00
2500 - Central Services	\$16,286.91	\$0.00	\$0.00	\$0.00	\$0.00	\$0.00
2600 - Operation & Maintenance of Plant	\$28,449.88	\$0.00	\$0.00	\$0.00	\$0.00	\$0.00
3100 - Food Services Operations	\$54.11	\$0.00	\$0.00	\$0.00	\$0.00	\$0.00
4000 - Capital Outlay	\$0.00	\$0.00	\$0.00	\$0.00	\$0.00	\$0.00
<b>Total Expenditure</b>	<b>\$180,689.24</b>	<b>\$12,216.00</b>	<b>\$3,656.97</b>	<b>\$0.00</b>	<b>\$0.00</b>	<b>\$0.00</b>
<b>Total Other Financing Sources (Uses)</b>	<b>\$0.00</b>	<b>\$0.00</b>	<b>\$0.00</b>	<b>\$0.00</b>	<b>\$0.00</b>	<b>\$0.00</b>
<b>Excess (deficiency) of revenues and other financing sources over expenditures and other financing uses</b>	<b>\$68,802.78</b>	<b>\$23,643.36</b>	<b>\$6,252.17</b>	<b>\$1,303.05</b>	<b>\$6,945.21</b>	<b>\$76,264.74</b>
Fund Balance, Beginning of year	\$2,545,111.14	(\$35,859.36)	(\$9,909.14)	(\$1,303.05)	(\$6,945.21)	(\$73,510.56)
<b>Fund Balance, End of year</b>	<b>\$2,613,913.92</b>	<b>(\$12,216.00)</b>	<b>(\$3,656.97)</b>	<b>\$0.00</b>	<b>\$0.00</b>	<b>\$2,754.18</b>

# Health Leadership High School

## Statement of Revenues and Expenditures and Change in Fund Balance

Cycle: FY22-23; Fund Class: [All]; Fund Columns: [All Non-Zero Funds]; Account Expression: [All]; Include Element Value: Yes; Revenue Element: Object; Expenditure Element: Function; Begin Date: 08/01/2022; End Date: 08/31/2022

Description	24309 - CRRSA - SEL	24330 - CRRSA, ESSER III	27502 - Student Advisement Plan	31600 - Capital Improvements HB-3	31701 - Capital Improvements SB-9	Total
41110 - Ad Valorem Taxes - School District	\$0.00	\$0.00	\$0.00	\$922.08	\$468.18	\$1,390.26
41701 - Fees - Activities	\$0.00	\$0.00	\$0.00	\$0.00	\$0.00	\$50.00
41924 - Flow-through Grants From Districts to Charter Schools	\$3,841.22	\$0.00	\$18,686.47	\$0.00	\$0.00	\$152,809.19
43101 - State Equalization Guarantee	\$0.00	\$0.00	\$0.00	\$0.00	\$0.00	\$249,442.02
<b>Total Revenue</b>	<b>\$3,841.22</b>	<b>\$0.00</b>	<b>\$18,686.47</b>	<b>\$922.08</b>	<b>\$468.18</b>	<b>\$403,691.47</b>
1000 - Instruction	\$0.00	\$0.00	\$0.00	\$0.00	\$0.00	\$71,330.00
2100 - Support Services-Students	\$1,057.07	\$7,364.12	\$0.00	\$0.00	\$0.00	\$57,833.05
2200 - Support Services-Instruction	\$0.00	\$0.00	\$0.00	\$0.00	\$0.00	\$9,371.58
2300 - Support Services-General Administration	\$0.00	\$0.00	\$0.00	\$9.22	\$4.68	\$18,899.37
2400 - Support Services-School Administration	\$0.00	\$0.00	\$0.00	\$0.00	\$0.00	\$2,772.40
2500 - Central Services	\$0.00	\$0.00	\$0.00	\$0.00	\$0.00	\$16,286.91
2600 - Operation & Maintenance of Plant	\$0.00	\$0.00	\$0.00	\$0.00	\$0.00	\$28,449.88
3100 - Food Services Operations	\$0.00	\$0.00	\$0.00	\$0.00	\$0.00	\$54.11
4000 - Capital Outlay	\$0.00	\$0.00	\$0.00	\$20,000.00	\$0.00	\$20,000.00
<b>Total Expenditure</b>	<b>\$1,057.07</b>	<b>\$7,364.12</b>	<b>\$0.00</b>	<b>\$20,009.22</b>	<b>\$4.68</b>	<b>\$224,997.30</b>
<b>Total Other Financing Sources (Uses)</b>	<b>\$0.00</b>	<b>\$0.00</b>	<b>\$0.00</b>	<b>\$0.00</b>	<b>\$0.00</b>	<b>\$0.00</b>
<b>Excess (deficiency) of revenues and other financing sources over expenditures and other financing uses</b>	<b>\$2,784.15</b>	<b>(\$7,364.12)</b>	<b>\$18,686.47</b>	<b>(\$19,087.14)</b>	<b>\$463.50</b>	<b>\$178,694.17</b>
Fund Balance, Beginning of year	(\$3,841.22)	\$0.00	(\$18,686.47)	\$791,829.52	\$434,955.48	\$3,621,841.13
<b>Fund Balance, End of year</b>	<b>(\$1,057.07)</b>	<b>(\$7,364.12)</b>	<b>\$0.00</b>	<b>\$772,742.38</b>	<b>\$435,418.98</b>	<b>\$3,800,535.30</b>

# Health Leadership High School

## Balance Sheet Report

Cycle: FY22-23; Fund Class: [All]; Fund Columns: [All Non-Zero Funds]; Account Expression: [All]; Balance Date: 08/31/2022; Detail: No; Created On: 9/16/2022 10:48:24 AM

Description	11000	14000	23000	24101	24106	24154	24174
11012 - Cash	\$2,725,625.17	\$7,244.78	\$2,442.50	(\$14,028.46)	(\$4,097.78)	(\$1,618.13)	\$3,924.00
<b>Subtotal of Account Type: Asset</b>	<b>\$2,725,625.17</b>	<b>\$7,244.78</b>	<b>\$2,442.50</b>	<b>(\$14,028.46)</b>	<b>(\$4,097.78)</b>	<b>(\$1,618.13)</b>	<b>\$3,924.00</b>
<b>Subtotal of Account Group: Assets</b>	<b>\$2,725,625.17</b>	<b>\$7,244.78</b>	<b>\$2,442.50</b>	<b>(\$14,028.46)</b>	<b>(\$4,097.78)</b>	<b>(\$1,618.13)</b>	<b>\$3,924.00</b>
23126 - Unemployment Insurance	\$260.04	\$0.00	\$0.00	\$0.00	\$0.00	\$0.00	\$0.00
23127 - Workers' Compensation (Employee)	\$0.38	\$0.00	\$0.00	\$0.00	\$0.00	\$0.00	\$0.00
23134 - State Retirement System Contributions (Employer)	\$879.46	\$0.00	\$0.00	\$0.00	\$0.00	\$0.00	\$0.00
23141 - Federal Income Tax	\$0.02	\$0.00	\$0.00	\$0.00	\$0.00	\$0.00	\$0.00
23142 - State Income Tax	\$2,728.84	\$0.00	\$0.00	\$316.81	\$86.54	\$0.00	\$0.00
23147 - Voluntary Deductions	(\$132.00)	\$0.00	\$0.00	\$0.00	\$0.00	\$0.00	\$0.00
23162 - VD - Security Benefit	\$50.00	\$0.00	\$0.00	\$0.00	\$0.00	\$0.00	\$0.00
23224 - Education Retirement	\$23,758.47	\$0.00	\$0.00	\$2,571.30	\$755.74	\$0.00	\$0.00
23225 - Health Insurance	\$13,300.95	\$0.00	\$0.00	\$890.59	\$377.29	\$0.00	\$0.00
23226 - Unemployment Insurance	(\$47.20)	\$0.00	\$0.00	(\$14.71)	(\$21.35)	\$0.00	\$0.00
23227 - Workers Comensation	\$111.62	\$0.00	\$0.00	\$0.00	\$0.00	\$0.00	\$0.00
23245 - Retiree Health Care	\$2,662.88	\$0.00	\$0.00	\$277.00	\$81.42	\$0.00	\$0.00
<b>Subtotal of Account Type: Liability</b>	<b>\$43,573.46</b>	<b>\$0.00</b>	<b>\$0.00</b>	<b>\$4,040.99</b>	<b>\$1,279.64</b>	<b>\$0.00</b>	<b>\$0.00</b>
32300 - Unreserved Fund Balance	\$2,545,111.14	\$7,244.78	\$2,442.50	(\$35,859.36)	(\$9,909.14)	(\$1,303.05)	(\$3,021.21)
Net Increase/Decrease	\$136,940.57	\$0.00	\$0.00	\$17,789.91	\$4,531.72	(\$315.08)	\$6,945.21
<b>Subtotal of Account Type: Fund Balance/Retained Earnings</b>	<b>\$2,682,051.71</b>	<b>\$7,244.78</b>	<b>\$2,442.50</b>	<b>(\$18,069.45)</b>	<b>(\$5,377.42)</b>	<b>(\$1,618.13)</b>	<b>\$3,924.00</b>
<b>Subtotal of Account Group: Liabilities/Fund Balance</b>	<b>\$2,725,625.17</b>	<b>\$7,244.78</b>	<b>\$2,442.50</b>	<b>(\$14,028.46)</b>	<b>(\$4,097.78)</b>	<b>(\$1,618.13)</b>	<b>\$3,924.00</b>

# Health Leadership High School

## Balance Sheet Report

Cycle: FY22-23; Fund Class: [All]; Fund Columns: [All Non-Zero Funds]; Account Expression: [All]; Balance Date: 08/31/2022; Detail: No; Created On: 9/16/2022 10:48:24 AM

Description	24308	24309	24316	24330	26121	26222	27109	27189	27502
11012 - Cash	\$2,767.12	(\$8,446.41)	(\$2,754.18)	(\$36,333.74)	\$5,000.00	(\$63,545.96)	\$4,226.32	\$22.94	\$0.00
<b>Subtotal of Account Type: Asset</b>	<b>\$2,767.12</b>	<b>(\$8,446.41)</b>	<b>(\$2,754.18)</b>	<b>(\$36,333.74)</b>	<b>\$5,000.00</b>	<b>(\$63,545.96)</b>	<b>\$4,226.32</b>	<b>\$22.94</b>	<b>\$0.00</b>
<b>Subtotal of Account Group: Assets</b>	<b>\$2,767.12</b>	<b>(\$8,446.41)</b>	<b>(\$2,754.18)</b>	<b>(\$36,333.74)</b>	<b>\$5,000.00</b>	<b>(\$63,545.96)</b>	<b>\$4,226.32</b>	<b>\$22.94</b>	<b>\$0.00</b>
23126 - Unemployment Insurance	\$0.00	\$0.00	\$0.00	\$0.00	\$0.00	\$0.00	\$0.00	\$0.00	\$0.00
23127 - Workers' Compensation (Employee)	\$0.00	\$0.00	\$0.00	\$0.00	\$0.00	\$0.00	\$0.00	\$0.00	\$0.00
23134 - State Retirement System Contributions (Employer)	\$0.00	\$0.00	\$0.00	\$0.00	\$0.00	\$0.00	\$0.00	\$0.00	\$0.00
23141 - Federal Income Tax	\$0.00	\$0.00	\$0.00	\$0.00	\$0.00	\$0.00	\$0.00	\$0.00	\$0.00
23142 - State Income Tax	\$0.00	\$0.00	\$0.00	\$207.38	\$0.00	\$0.00	\$0.00	\$0.00	\$0.00
23147 - Voluntary Deductions	\$0.00	\$0.00	\$0.00	\$0.00	\$0.00	\$0.00	\$0.00	\$0.00	\$0.00
23162 - VD - Security Benefit	\$0.00	\$0.00	\$0.00	\$0.00	\$0.00	\$0.00	\$0.00	\$0.00	\$0.00
23224 - Education Retirement	\$0.00	\$0.00	\$0.00	\$1,612.08	\$0.00	\$0.00	\$0.00	\$0.00	\$0.00
23225 - Health Insurance	\$12.94	\$0.00	\$0.00	\$5.26	\$0.00	\$0.00	\$0.00	\$22.94	\$0.00
23226 - Unemployment Insurance	\$0.00	\$0.00	\$0.00	\$28.65	\$0.00	\$0.00	\$0.00	\$0.00	\$0.00
23227 - Workers Comensation	\$0.00	\$0.00	\$0.00	\$0.00	\$0.00	\$0.00	\$0.00	\$0.00	\$0.00
23245 - Retiree Health Care	\$0.00	\$0.00	\$0.00	\$173.64	\$0.00	\$0.00	\$0.00	\$0.00	\$0.00
<b>Subtotal of Account Type: Liability</b>	<b>\$12.94</b>	<b>\$0.00</b>	<b>\$0.00</b>	<b>\$2,027.01</b>	<b>\$0.00</b>	<b>\$0.00</b>	<b>\$0.00</b>	<b>\$22.94</b>	<b>\$0.00</b>
32300 - Unreserved Fund Balance	(\$73,510.56)	(\$3,841.22)	(\$2,754.18)	\$0.00	\$5,000.00	(\$63,545.96)	\$4,226.32	\$0.00	(\$18,686.47)
Net Increase/Decrease	\$76,264.74	(\$4,605.19)	\$0.00	(\$38,360.75)	\$0.00	\$0.00	\$0.00	\$0.00	\$18,686.47
<b>Subtotal of Account Type: Fund Balance/Retained Earnings</b>	<b>\$2,754.18</b>	<b>(\$8,446.41)</b>	<b>(\$2,754.18)</b>	<b>(\$38,360.75)</b>	<b>\$5,000.00</b>	<b>(\$63,545.96)</b>	<b>\$4,226.32</b>	<b>\$0.00</b>	<b>\$0.00</b>
<b>Subtotal of Account Group: Liabilities/Fund Balance</b>	<b>\$2,767.12</b>	<b>(\$8,446.41)</b>	<b>(\$2,754.18)</b>	<b>(\$36,333.74)</b>	<b>\$5,000.00</b>	<b>(\$63,545.96)</b>	<b>\$4,226.32</b>	<b>\$22.94</b>	<b>\$0.00</b>

# Health Leadership High School

## Balance Sheet Report

Cycle: FY22-23; Fund Class: [All]; Fund Columns: [All Non-Zero Funds]; Account Expression: [All]; Balance Date: 08/31/2022; Detail: No; Created On: 9/16/2022 10:48:24 AM

Description	28211	29102	31400	31600	31700	31701	31703	Total
11012 - Cash	\$0.00	\$28,775.12	(\$21,790.75)	\$665,435.82	\$755.90	\$436,789.81	\$17,981.25	\$3,748,375.32
<b>Subtotal of Account Type: Asset</b>	<b>\$0.00</b>	<b>\$28,775.12</b>	<b>(\$21,790.75)</b>	<b>\$665,435.82</b>	<b>\$755.90</b>	<b>\$436,789.81</b>	<b>\$17,981.25</b>	<b>\$3,748,375.32</b>
<b>Subtotal of Account Group: Assets</b>	<b>\$0.00</b>	<b>\$28,775.12</b>	<b>(\$21,790.75)</b>	<b>\$665,435.82</b>	<b>\$755.90</b>	<b>\$436,789.81</b>	<b>\$17,981.25</b>	<b>\$3,748,375.32</b>
23126 - Unemployment Insurance	\$0.00	\$0.00	\$0.00	\$0.00	\$0.00	\$0.00	\$0.00	\$260.04
23127 - Workers' Compensation (Employee)	\$0.00	\$0.00	\$0.00	\$0.00	\$0.00	\$0.00	\$0.00	\$0.38
23134 - State Retirement System Contributions (Employer)	\$0.00	\$0.00	\$0.00	\$0.00	\$0.00	\$0.00	\$0.00	\$879.46
23141 - Federal Income Tax	\$0.00	\$0.00	\$0.00	\$0.00	\$0.00	\$0.00	\$0.00	\$0.02
23142 - State Income Tax	\$0.00	\$0.00	\$0.00	\$0.00	\$0.00	\$0.00	\$0.00	\$3,339.57
23147 - Voluntary Deductions	\$0.00	\$0.00	\$0.00	\$0.00	\$0.00	\$0.00	\$0.00	(\$132.00)
23162 - VD - Security Benefit	\$0.00	\$0.00	\$0.00	\$0.00	\$0.00	\$0.00	\$0.00	\$50.00
23224 - Education Retirement	\$0.00	\$0.00	\$0.00	\$0.00	\$0.00	\$0.00	\$0.00	\$28,697.59
23225 - Health Insurance	\$0.00	\$0.00	\$0.00	\$0.00	\$0.00	\$0.00	\$0.00	\$14,609.97
23226 - Unemployment Insurance	\$0.00	\$0.00	\$0.00	\$0.00	\$0.00	\$0.00	\$0.00	(\$54.61)
23227 - Workers Comensation	\$0.00	\$0.00	\$0.00	\$0.00	\$0.00	\$0.00	\$0.00	\$111.62
23245 - Retiree Health Care	\$0.00	\$0.00	\$0.00	\$0.00	\$0.00	\$0.00	\$0.00	\$3,194.94
<b>Subtotal of Account Type: Liability</b>	<b>\$0.00</b>	<b>\$0.00</b>	<b>\$0.00</b>	<b>\$0.00</b>	<b>\$0.00</b>	<b>\$0.00</b>	<b>\$0.00</b>	<b>\$50,956.98</b>
32300 - Unreserved Fund Balance	(\$18,577.98)	\$28,775.12	(\$21,790.75)	\$791,829.52	\$755.90	\$434,955.48	\$17,981.25	\$3,585,522.13
Net Increase/Decrease	\$18,577.98	\$0.00	\$0.00	(\$126,393.70)	\$0.00	\$1,834.33	\$0.00	\$111,896.21
<b>Subtotal of Account Type: Fund Balance/Retained Earnings</b>	<b>\$0.00</b>	<b>\$28,775.12</b>	<b>(\$21,790.75)</b>	<b>\$665,435.82</b>	<b>\$755.90</b>	<b>\$436,789.81</b>	<b>\$17,981.25</b>	<b>\$3,697,418.34</b>
<b>Subtotal of Account Group: Liabilities/Fund Balance</b>	<b>\$0.00</b>	<b>\$28,775.12</b>	<b>(\$21,790.75)</b>	<b>\$665,435.82</b>	<b>\$755.90</b>	<b>\$436,789.81</b>	<b>\$17,981.25</b>	<b>\$3,748,375.32</b>