

**Health Leadership High School
Financial Update
October 15, 2022**

A. BARs

	<u>BAR #</u>	<u>Fund Description</u>	<u>Reason/Type</u>	<u>Amount</u>
1	None			

B. Payroll & Accounts Payable Payment Vouchers

1 September 2022

C. Financial Statement Reports - as of September 30, 2022

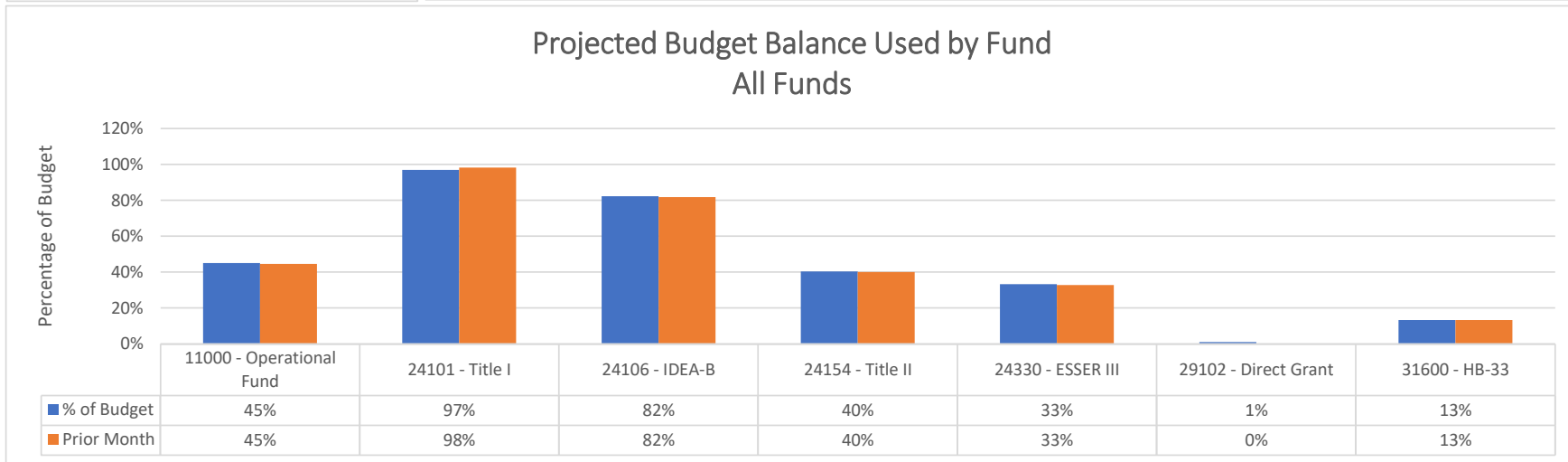
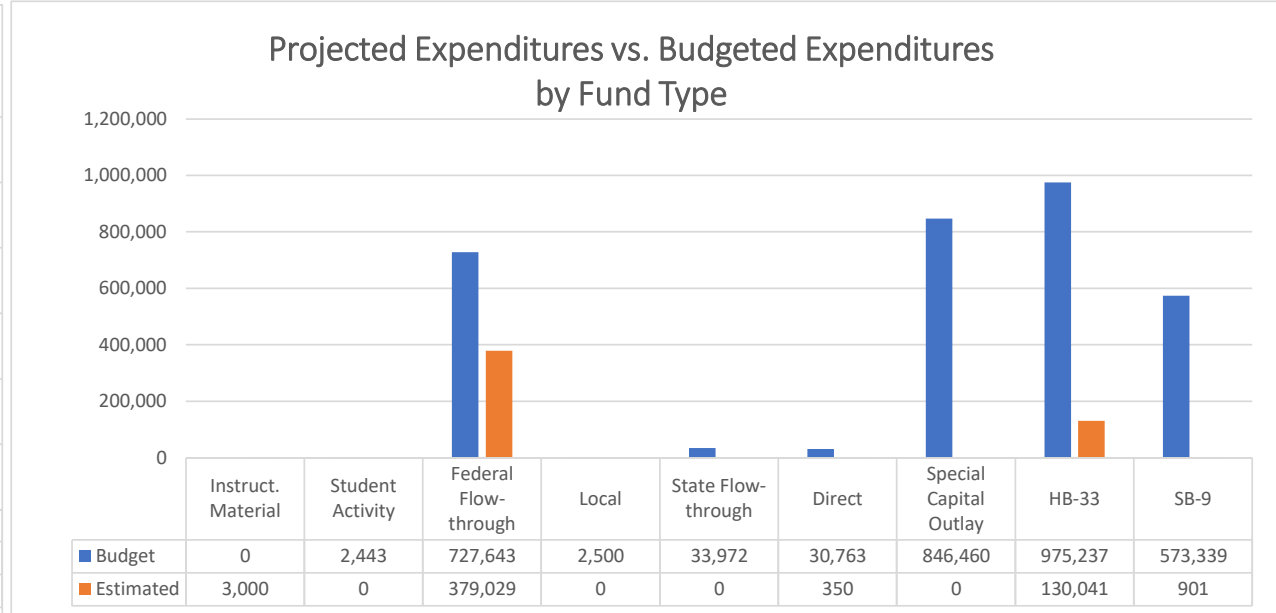
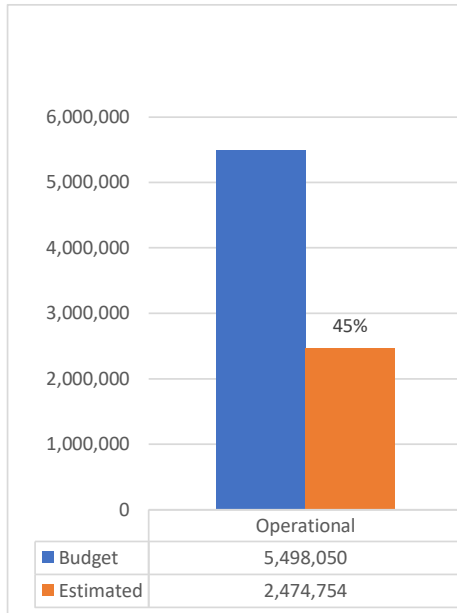
- 1 Recommended Change
- 2 Financial Analysis
- 3 Bank Reconciliations

D. Other

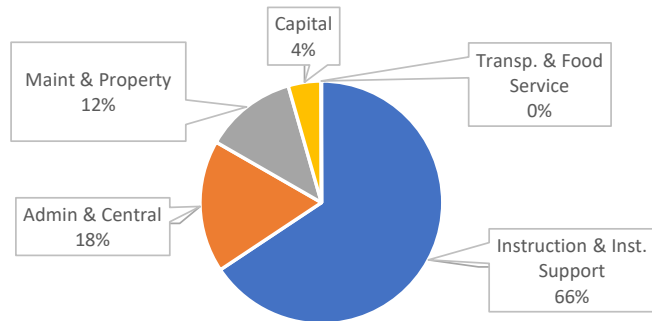
Health Leadership High School

Expenditure Analytical Review

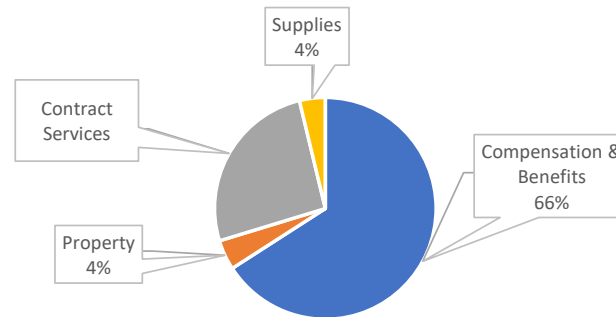
September 30, 2022




Estimated Expenditures by Function - All Funds



Estimated Expenditures by Object - All Funds



Object Code Change in Percentage by Month (All Funds - Exp & Encumbrance)



Function Code Change in Percentage by Month (All Funds - Exp & Encumbrance)



Health Leadership High School Financial Summary

Source	Beginning Fund Balance	Revenue	Expenditure	Net Dec/Inc	Fund Balance	Liabilities	Cash Balance
11000 - Operational Fund	\$ 2,545,111.14	\$ 750,141.63	\$ (570,189.05)	\$ 179,952.58	\$ 2,725,063.72	\$ 44,667.80	\$ 2,769,731.52
14000 - Inst. Materials Fund	\$ 7,244.78	\$ -	\$ -	\$ -	\$ 7,244.78	\$ -	\$ 7,244.78
23000 - Non-Instruct. Fund	\$ 2,442.50	\$ -	\$ -	\$ -	\$ 2,442.50	\$ -	\$ 2,442.50
24101 - Title I	\$ (35,859.36)	\$ 35,859.36	\$ (30,319.21)	\$ 5,540.15	\$ (30,319.21)	\$ 4,086.12	\$ (26,233.09)
24106 - IDEA-B	\$ (9,909.14)	\$ 9,909.14	\$ (9,047.80)	\$ 861.34	\$ (9,047.80)	\$ 1,302.87	\$ (7,744.93)
24146 - Charter Schools	\$ -	\$ -	\$ -	\$ -	\$ -	\$ -	\$ -
24153 - Title III	\$ -	\$ -	\$ -	\$ -	\$ -	\$ -	\$ -
24154 - Title II	\$ (1,303.05)	\$ 1,303.05	\$ (4,848.75)	\$ (3,545.70)	\$ (4,848.75)	\$ -	\$ (4,848.75)
24174 - Carl D Perkins	\$ (6,945.21)	\$ 6,945.21	\$ -	\$ 6,945.21	\$ -	\$ -	\$ -
24176 - Carl Perkins Redistribution	\$ -	\$ -	\$ -	\$ -	\$ -	\$ -	\$ -
24190 - CSI	\$ -	\$ -	\$ -	\$ -	\$ -	\$ -	\$ -
24191 - HSRD	\$ -	\$ -	\$ -	\$ -	\$ -	\$ -	\$ -
24307 - SEL	\$ -	\$ -	\$ -	\$ -	\$ -	\$ -	\$ -
24308 - CRRSA GEER	\$ (73,510.56)	\$ 76,264.74	\$ -	\$ 76,264.74	\$ 2,754.18	\$ 12.94	\$ 2,767.12
24309 - CRRSA, SEL	\$ (3,841.22)	\$ 3,841.22	\$ (8,446.41)	\$ (4,605.19)	\$ (8,446.41)	\$ 0.00	\$ (8,446.41)
24316 - USDE CRRSA ESSER II	\$ (2,754.18)	\$ -	\$ -	\$ -	\$ (2,754.18)	\$ -	\$ (2,754.18)
24330 - ESSER III	\$ -	\$ -	\$ (45,727.17)	\$ (45,727.17)	\$ (45,727.17)	\$ 2,050.41	\$ (43,676.76)
26121 - Kellogg Foundation	\$ 5,000.00	\$ -	\$ -	\$ -	\$ 5,000.00	\$ -	\$ 5,000.00
26222 - Emergency Connectivity Fund FCC	\$ (63,545.96)	\$ -	\$ -	\$ -	\$ (63,545.96)	\$ -	\$ (63,545.96)
27107 - Library SB-66	\$ -	\$ -	\$ -	\$ -	\$ -	\$ -	\$ -
27109 - Inst Mat GAA	\$ 4,226.32	\$ -	\$ -	\$ -	\$ 4,226.32	\$ -	\$ 4,226.32
27189 - College Advisor	\$ -	\$ -	\$ -	\$ -	\$ -	\$ 22.94	\$ 22.94
27502 - CTE Program	\$ (18,686.47)	\$ 18,686.47	\$ -	\$ 18,686.47	\$ -	\$ -	\$ -
28182 - Adult Basic Education HED	\$ -	\$ -	\$ -	\$ -	\$ -	\$ -	\$ -
28211 - COVID Testing Program	\$ (18,577.98)	\$ 18,577.98	\$ -	\$ 18,577.98	\$ -	\$ 0.00	\$ 0.00
29102 - Direct Grant	\$ 28,775.12	\$ -	\$ -	\$ -	\$ 28,775.12	\$ -	\$ 28,775.12
31200 - Lease Assistance	\$ -	\$ -	\$ -	\$ -	\$ -	\$ -	\$ -
31400 - Special Capital Outlay	\$ (21,790.75)	\$ 19,611.69	\$ -	\$ 19,611.69	\$ (2,179.06)	\$ -	\$ (2,179.06)
31600 - HB-33	\$ 791,829.52	\$ 4,134.33	\$ (130,041.34)	\$ (125,907.01)	\$ 665,922.51	\$ -	\$ 665,922.51
31700 - SB-9 State Match	\$ 755.90	\$ -	\$ -	\$ -	\$ 755.90	\$ -	\$ 755.90
31701 - SB-9 Local	\$ 434,955.48	\$ 2,100.54	\$ (295.90)	\$ 1,804.64	\$ 436,760.12	\$ -	\$ 436,760.12
31703 - SB-9 Cash	\$ 17,981.25	\$ -	\$ -	\$ -	\$ 17,981.25	\$ -	\$ 17,981.25
TOTAL	\$ 3,581,598.13	\$ 947,375.36	\$ (798,915.63)	\$ 148,459.73	\$ 3,730,057.86	\$ 52,143.08	\$ 3,782,200.94

	Cash in Bank	Prepaid Expense	Receivables	
Bank Statement Ending Balance	\$3,802,717.36	-	132.34	3,802,849.70
Uncleared Payments	20,648.76			20,648.76
Uncleared Deposits				
Revised System Cash Balance				3,782,200.94

Health Leadership High School

Check Report

Begin Date: 09/01/2022; End Date: 09/30/2022; Check Type: Accounts Payable; Payee: [All]; Bank: [All]; Accounting Cycle: FY22-23; Limit Results to This Cycle: Yes; Account Expression: [All]; Show Detail by Voucher: Yes; Created On: 10/11/2022 9:33:04 AM

Check Date	Check Number	Payee	Type	Amount
09/01/2022		ACES - Assoc. of Charter School Education Services	Business Management	\$11,211.39
09/01/2022		Amazon Online	Accounts Payable	\$61.71
09/01/2022		CenturyLink Communications, LLC	Accounts Payable	\$72.31
09/01/2022		PNM	Accounts Payable	\$1,993.11
09/01/2022		Visa Pcard	Accounts Payable	\$968.69
09/01/2022	4254	Brady Companies LLC	Accounts Payable	\$760.75
09/01/2022	4255	Clear Channel Outdoor	Accounts Payable	\$2,870.44
09/01/2022	4256	Comnet Consulting, Inc.	Accounts Payable	\$2,966.56
09/01/2022	4257	Ephesus Inc	Accounts Payable	\$496.39
09/01/2022	4258	Moss Adams LLP	Accounts Payable	\$1,508.90
09/01/2022	4259	National Cleaning	Accounts Payable	\$2,045.31
09/01/2022	4260	National Council for mental Wellbeing	Accounts Payable	\$439.22
09/01/2022	4261	Renaissance	Accounts Payable	\$4,979.56
09/01/2022	4262	Santa Fe Mountain Center Inc	Accounts Payable	\$1,200.00
09/09/2022		Amazon Online	Accounts Payable	\$834.95
09/09/2022	4264	Albuquerque Public Schools	Accounts Payable	\$2,812.50
09/09/2022	4265	Culligan Bottled Water of Albuquerque	Accounts Payable	\$33.50
09/09/2022	4266	DMH Law LLC	Accounts Payable	\$2,693.75
09/09/2022	4267	GoTo Technologies USA, Inc	Accounts Payable	\$676.88
09/09/2022	4268	Zia Graphics	Accounts Payable	\$1,111.50
09/16/2022		Amazon Online	Accounts Payable	\$461.22
09/16/2022	4269	Accountability And Compliance Resources LLC	Accounts Payable	\$627.98
09/16/2022	4270	Alarm Research Inc.	Accounts Payable	\$86.20
09/16/2022	4271	Ephesus Inc	Accounts Payable	\$206.14
09/16/2022	4272	JMP Academy of Professional Development	Accounts Payable	\$377.13
09/16/2022	4273	Sharp Business Systems	Accounts Payable	\$219.07
09/16/2022	4274	U-Stor-It	Accounts Payable	\$139.00
09/16/2022	4275	Verizon Wireless	Accounts Payable	\$852.96
09/20/2022	4276	Lorhan Construction	Accounts Payable	\$635.70
09/22/2022	4277	Safety Flare	Accounts Payable	\$773.59
09/23/2022		Amazon Online	Accounts Payable	\$949.51
09/23/2022		NM Gas Company	Accounts Payable	\$27.50
09/23/2022		PNM	Accounts Payable	\$1,929.01
09/23/2022		Visa Pcard	Accounts Payable	\$725.16
09/23/2022	4278	Ephesus Inc	Accounts Payable	\$92.67
09/23/2022	4279	Gardenswartz Team Sales	Accounts Payable	\$564.95
09/23/2022	4280	Melissa Plese	Accounts Payable	\$94.92
09/23/2022	4281	Orkin Pest Control	Accounts Payable	\$206.88
09/23/2022	4282	Phare LLC	Accounts Payable	\$3,330.62
09/23/2022	4283	Rising Sun Technologies	Accounts Payable	\$375.00
09/27/2022		CenturyLink Communications, LLC	Accounts Payable	\$72.31
09/27/2022		Chyno, Ltd. Co.	Lease Payment	\$20,302.49
09/27/2022	4284	Amazon.com	Accounts Payable	\$349.00
09/27/2022	4285	Brady Companies LLC	Accounts Payable	\$584.54

09/27/2022	4286	InMotion Hosting, Inc.	Accounts Payable	\$155.88
09/27/2022	4287	Moss Adams LLP	Audit Services	\$12,337.38
09/27/2022	4288	PESI, Inc.	Accounts Payable	\$132.34
09/27/2022	4289	Zia Graphics	Accounts Payable	\$462.50
Sub Total				\$86,809.07

Health Leadership High School

Check Report

Begin Date: 09/01/2022; End Date: 09/30/2022; Check Type: Accounts Payable; Payee: [All]; Bank: [All]; Accounting Cycle: FY22-23; Limit Results to This Cycle: Yes; Account Expression: [All]; Show Detail by Voucher: Yes; Created On: 10/11/2022 9:33:04 AM

Voucher Number	Bank Name	Account Number	Check Number	Payee	Amount	Type
AP23013	NM Bank and Trust	120106281		ACES - Assoc. of Charter School Education Services	\$11,211.39	Accounts Payable
Vendor	PO Number	Invoice #	Account Code	Description	Issue Date	Amount
ACES - Assoc. of Charter School Education Services	PO23-0042	9812	11000-2500-53414-0000-001752-0000-00000	Business Management Services FY23	06/30/2022	\$11,211.39
Sub Total						\$11,211.39
Voucher Number	Bank Name	Account Number	Check Number	Payee	Amount	Type
AP23013	NM Bank and Trust	120106281		Amazon Online	\$61.71	Accounts Payable
Vendor	PO Number	Invoice #	Account Code	Description	Issue Date	Amount
Amazon Online	PO23-0078	858646986389	11000-1000-56118-1010-001752-0000-00000	Dealmed Vendajes adhesivos de tela flexibles estériles – 1 x 3 pulgadas – 100/caja – 3 cajas – Paquete de tiras transpirables de primeros auxilios – Parche elástico suave para heridas médicos, kits de emergencia y clínica	08/03/2022	\$13.79
Amazon Online	PO23-0078	858646986389	11000-1000-56118-1010-001752-0000-00000	Rarlan Resaltadores, punta de cincel, fluorescente surtido, 96 unidades	08/03/2022	\$47.92
Sub Total						\$61.71
Voucher Number	Bank Name	Account Number	Check Number	Payee	Amount	Type
AP23014	NM Bank and Trust	120106281		Amazon Online	\$834.95	Accounts Payable
Vendor	PO Number	Invoice #	Account Code	Description	Issue Date	Amount
Amazon Online	PO23-0078	554484464995	11000-1000-56118-1010-001752-0000-00000	SUNEE Carpetas de 2 bolsillos con puntas (100 paquetes, 5 colores surtidos), carpetas de papel con 2 bolsillos y 3 puntas para papel tamaño carta, carpetas con puntas para la escuela, oficina, hogar, negocios	08/03/2022	\$45.03
Amazon Online	PO23-0085	993493967796	11000-1000-56118-1010-001752-0000-00000	Cardinal Economy 3-Ring Binders, 1", Round Rings, Holds 225 Sheets, ClearVue Presentation View, Non-Stick, White, Carton of 12 (90621)	08/12/2022	\$47.08
Amazon Online	PO23-0085	993493967796	11000-1000-56118-1010-001752-0000-00000	Cardinal Economy 3-Ring Binders, 2", Round Rings, Holds 475 Sheets, ClearVue Presentation View, Non-Stick, White, Carton of 12 (90641)	08/12/2022	\$85.52
Amazon Online	PO23-0085	993493967796	11000-1000-56118-1010-001752-0000-00000	Cardinal Economy 3-Ring Binders, 3", Round Rings, Holds 625 Sheets, ClearVue Presentation View, Non-Stick, White, Carton of 12 (90651)	08/12/2022	\$172.29
Amazon Online	PO23-0085	993493967796	11000-1000-56118-1010-001752-0000-00000	Charles Leonard Pen Style Aluminum Chalk Holder with Chalk, Silver (74541)	08/12/2022	\$4.20
Amazon Online	PO23-0085	993493967796	11000-1000-56118-1010-001752-0000-00000	Crayola Chalkboard Chalk, White Chalk, School Supplies, 12 Sticks	08/12/2022	\$1.28
Amazon Online	PO23-0085	993493967796	11000-1000-56118-1010-001752-0000-00000	Madisi Crayon Classpack, Regular Size, 18 Colors, Bulk Pack, 864 Count	08/12/2022	\$33.98
Amazon Online	PO23-0085	993493967796	11000-1000-56118-1010-001752-0000-00000	Pacon 4-Ply Railroad Board, White, 22" x 28", 25 Sheets	08/12/2022	\$36.84

Amazon Online	PO23-0085	993493967796	11000-1000-56118-1010-001752-0000-00000	Puroma 500 Pack Sheet Protectors, 11 Hole Clear Heavy Duty Page Protectors, Fits Standard 8.5 x 11 inch, Top Loading Paper Protector, Plastic Sleeves for Binders	08/12/2022	\$74.97
Amazon Online	PO23-0085	993493967796	11000-1000-56118-1010-001752-0000-00000	Sparco SPR1 Chalkboard Eraser, All-Felt, Dustless, Black	08/12/2022	\$10.02
Amazon Online	PO23-0085	993493967796	11000-2400-56118-0000-001752-0000-00000	200 Pack - Premium Blank PVC Cards for ID Badge Printers - Graphic Quality White Plastic CR80 30 Mil (CR8030) by Specialist ID - Compatible with Most Photo ID Badge Printers (White)	08/12/2022	\$22.89
Amazon Online	PO23-0085	993493967796	11000-2400-56118-0000-001752-0000-00000	Amazon Basics Binder Paper Clip, Large, 12 Clips per Box, 4-Pack	08/12/2022	\$63.35
Amazon Online	PO23-0085	993493967796	11000-2400-56118-0000-001752-0000-00000	Amazon Basics Binder Paper Clip, Medium, 12 Clips per Box, 8-Pack	08/12/2022	\$33.12
Amazon Online	PO23-0085	993493967796	11000-2400-56118-0000-001752-0000-00000	Amazon Basics Self-Inking Date Stamp	08/12/2022	\$7.79
Amazon Online	PO23-0085	993493967796	11000-2400-56118-0000-001752-0000-00000	Large Desk Calendar 2022-2023 22 x 17 Inch - Monthly Desktop Calendar July 2022 To December 2023 Academic 150GSM Thick Desk Calendar	08/12/2022	\$17.84
Amazon Online	PO23-0085	993493967796	11000-2400-56118-0000-001752-0000-00000	Multifunction Computer Monitor Memo Board - Transparent Computer Side Panel Memo Creative Monitor Side Panel with Phone Holder Suitable for Office Home Desktop (Left and Right) 1 Set	08/12/2022	\$11.98
Amazon Online	PO23-0085	993493967796	11000-2500-56118-0000-001752-0000-00000	Pendaflex File Folders, Letter Size, 8-1/2" x 11", Classic Manila, 1/3-Cut Tabs in Left, Right, Center Positions, 100 Per Box (65213)	08/12/2022	\$42.27
Amazon Online	PO23-0086	553476993949	11000-2100-56118-0000-001752-0000-00000	Qualitative Inquiry and Research Design: Choosing Among Five Approaches	08/15/2022	\$90.00
Amazon Online	PO23-0086	553476993949	11000-2100-56118-0000-001752-0000-00000	Research Is Ceremony: Indigenous Research Methods	08/15/2022	\$25.00
Amazon Online	PO23-0086	553476993949	11000-2100-56118-0000-001752-0000-00000	The Thin Book of Appreciative Inquiry	08/15/2022	\$9.50
Sub Total						\$834.95

Voucher Number	Bank Name	Account Number	Check Number	Payee	Amount	Type
AP23018	NM Bank and Trust	120106281		Amazon Online	\$949.51	Accounts Payable

Vendor	PO Number	Invoice #	Account Code	Description	Issue Date	Amount
Amazon Online	PO23-0086	996846758563	11000-2100-56118-0000-001752-0000-00000	Policy Studies for Educational Leaders: An Introduction (Allyn & Bacon Educational Leadership)	08/15/2022	\$159.99
Amazon Online	PO23-0104	658895884489	11000-2400-56118-0000-001752-0000-00000	Amazon Basics Hanging Organizer File Folders - Letter Size, Green - Pack of 25	08/26/2022	\$54.18
Amazon Online	PO23-0104	698644367936	11000-2400-56118-0000-001752-0000-00000	Amazon Basics Hanging Organizer File Folders - Letter Size, Green - Pack of 25	08/26/2022	\$18.06
Amazon Online	PO23-0104	658895884489	11000-2400-56118-0000-001752-0000-00000	Amazon Basics Multipurpose Copy Printer Paper, 8.5 x 11 Inch 20Lb Paper - 10 Ream Case (5,000 Sheets), 92 GE Bright White	08/26/2022	\$391.30
Amazon Online	PO23-0104	658895884489	11000-2400-56118-0000-001752-0000-00000	Cherry Easy Removal Fold and Tear Tardy Slip Book with Carbonless Copies / 400 (3.89 x 2.92 Inches) Slips Per Book	08/26/2022	\$39.99
Amazon Online	PO23-0104	746654369497	11000-2600-56119-0000-001752-0000-00000	Retevis RT68 Walkie Talkies with Earpiece, 2 Way Radios Long Range, Heavy Duty Walkie Talkies for Adults, Rechargeable with USB Charger Base, for Restaurant School Manufacturing Healthcare (20 Pack)	08/26/2022	\$285.99
Sub Total						\$949.51

Voucher Number	Bank Name	Account Number	Check Number	Payee	Amount	Type
----------------	-----------	----------------	--------------	-------	--------	------

Voucher Number	Bank Name	Account Number	Check Number	Payee	Amount	Type
AP23018	NM Bank and Trust	120106281		PNM	\$1,929.01	Accounts Payable
Vendor	PO Number	Invoice #	Account Code	Description	Issue Date	Amount
PNM	PO23-0031	20220919	11000-2600-54411-0000-001752-0000-00000	Electricity	06/30/2022	\$1,929.01
Sub Total						\$1,929.01
Voucher Number	Bank Name	Account Number	Check Number	Payee	Amount	Type
AP23013	NM Bank and Trust	120106281		PNM	\$1,993.11	Accounts Payable
Vendor	PO Number	Invoice #	Account Code	Description	Issue Date	Amount
PNM	PO23-0031	20220818	11000-2600-54411-0000-001752-0000-00000	Electricity	06/30/2022	\$1,993.11
Sub Total						\$1,993.11
Voucher Number	Bank Name	Account Number	Check Number	Payee	Amount	Type
AP23013	NM Bank and Trust	120106281		Visa Pcard	\$968.69	Accounts Payable
Vendor	PO Number	Invoice #	Account Code	Description	Issue Date	Amount
Visa Pcard	PO23-0001	24226382214091003827095	11000-1000-53330-1010-001752-0000-00000	Not to exceed \$600.00 for PD Breakfast/Lunch for Staff and Community Partners as well as any needed supplies, for HLHS Collab Cafe and other PD needs	06/30/2022	\$13.98
Visa Pcard	PO23-0001	24445002206400150011974	11000-1000-53330-1010-001752-0000-00000	Not to exceed \$600.00 for PD Breakfast/Lunch for Staff and Community Partners as well as any needed supplies, for HLHS Collab Cafe and other PD needs	06/30/2022	\$44.57
Visa Pcard	PO23-0001	24445002207000752151035	11000-1000-53330-1010-001752-0000-00000	Not to exceed \$600.00 for PD Breakfast/Lunch for Staff and Community Partners as well as any needed supplies, for HLHS Collab Cafe and other PD needs	06/30/2022	\$10.99
Visa Pcard	PO23-0001	24445002224400150816941	11000-1000-53330-1010-001752-0000-00000	Not to exceed \$600.00 for PD Breakfast/Lunch for Staff and Community Partners as well as any needed supplies, for HLHS Collab Cafe and other PD needs	06/30/2022	\$53.52
Visa Pcard	PO23-0001	24455012200142001450355	11000-1000-53330-1010-001752-0000-00000	Not to exceed \$600.00 for PD Breakfast/Lunch for Staff and Community Partners as well as any needed supplies, for HLHS Collab Cafe and other PD needs	06/30/2022	\$113.54
Visa Pcard	PO23-0001	24455012216142001436406	11000-1000-53330-1010-001752-0000-00000	Not to exceed \$600.00 for PD Breakfast/Lunch for Staff and Community Partners as well as any needed supplies, for HLHS Collab Cafe and other PD needs	06/30/2022	\$53.77
Visa Pcard	PO23-0001	24943002206898000033915	11000-1000-53330-1010-001752-0000-00000	Not to exceed \$600.00 for PD Breakfast/Lunch for Staff and Community Partners as well as any needed supplies, for HLHS Collab Cafe and other PD needs	06/30/2022	\$36.47
Visa Pcard	PO23-0001	24943002206898002047079	11000-1000-53330-1010-001752-0000-00000	Not to exceed \$600.00 for PD Breakfast/Lunch for Staff and Community Partners as well as any needed supplies, for HLHS Collab Cafe and other PD needs	06/30/2022	\$101.36
Visa Pcard	PO23-0074	2422638221091004059962	11000-2500-56118-0000-001752-0000-00000	Supplies and food for culture building for student jump start week.	07/26/2022	\$58.00
Visa Pcard	PO23-0074	24226382225091005451909	11000-2500-56118-0000-001752-0000-00000	Supplies and food for culture building for student jump start week.	07/26/2022	\$37.44
Visa Pcard	PO23-0074	24445002221500356203977	11000-2500-56118-0000-001752-0000-00000	Supplies and food for culture building for student jump start week.	07/26/2022	\$135.55
Visa Pcard	PO23-0074	2494300220898000021664	11000-2500-56118-0000-001752-0000-00000	Supplies and food for culture building for student jump start week.	07/26/2022	\$250.04

Voucher Number	Bank Name	Account Number	Check Number	Payee	Amount	Type
AP23014	NM Bank and Trust	120106281	4266	DMH Law LLC	\$2,693.75	Accounts Payable
Vendor	PO Number	Invoice #	Account Code	Description	Issue Date	Amount
DMH Law LLC	PO23-0051	74	11000-2300-53413-0000-001752-0000-00000	Legal Services/ August	06/30/2022	\$2,693.75
Sub Total						\$2,693.75
Voucher Number	Bank Name	Account Number	Check Number	Payee	Amount	Type
AP23014	NM Bank and Trust	120106281	4267	GoTo Technologies USA, Inc	\$676.88	Accounts Payable
Vendor	PO Number	Invoice #	Account Code	Description	Issue Date	Amount
GoTo Technologies USA, Inc	PO23-0023	IN7101401736	11000-2600-54416-0000-001752-0000-00000	Communication Services	06/30/2022	\$676.88
Sub Total						\$676.88
Voucher Number	Bank Name	Account Number	Check Number	Payee	Amount	Type
AP23014	NM Bank and Trust	120106281	4268	Zia Graphics	\$1,111.50	Accounts Payable
Vendor	PO Number	Invoice #	Account Code	Description	Issue Date	Amount
Zia Graphics		63259-1	24174-0000-32300-0000-001752-0000-00000			\$1,111.50
Sub Total						\$1,111.50
Voucher Number	Bank Name	Account Number	Check Number	Payee	Amount	Type
AP23015	NM Bank and Trust	120106281	4269	Accountability And Compliance Resources LLC	\$627.98	Accounts Payable
Vendor	PO Number	Invoice #	Account Code	Description	Issue Date	Amount
Accountability And Compliance Resources LLC	PO23-0049	6842	11000-2100-55915-0000-001752-0000-00000	STARS Contract	06/30/2022	\$627.98
Sub Total						\$627.98
Voucher Number	Bank Name	Account Number	Check Number	Payee	Amount	Type
AP23015	NM Bank and Trust	120106281	4270	Alarm Research Inc.	\$86.20	Accounts Payable
Vendor	PO Number	Invoice #	Account Code	Description	Issue Date	Amount
Alarm Research Inc.	PO23-0003	214354	11000-2600-55915-0000-001752-0000-00000	Alarm Services and Repairs	06/30/2022	\$86.20
Sub Total						\$86.20
Voucher Number	Bank Name	Account Number	Check Number	Payee	Amount	Type
AP23015	NM Bank and Trust	120106281	4271	Ephesus Inc	\$206.14	Accounts Payable
Vendor	PO Number	Invoice #	Account Code	Description	Issue Date	Amount
Ephesus Inc	PO23-0019	5021669548	11000-1000-54630-1010-001752-0000-00000	Copier Lease	06/30/2022	\$206.14
Sub Total						\$206.14
Voucher Number	Bank Name	Account Number	Check Number	Payee	Amount	Type
AP23015	NM Bank and Trust	120106281	4272	JMP Academy of Professional Development	\$377.13	Accounts Payable
Vendor	PO Number	Invoice #	Account Code	Description	Issue Date	Amount
JMP Academy of Professional Development	PO23-0022	1145	11000-2100-53414-2000-001752-0000-00000	PD for SPED Coordinator	06/30/2022	\$377.13
Sub Total						\$377.13
Voucher Number	Bank Name	Account Number	Check Number	Payee	Amount	Type
AP23015	NM Bank and Trust	120106281	4273	Sharp Business Systems	\$219.07	Accounts Payable
Vendor	PO Number	Invoice #	Account Code	Description	Issue Date	Amount
Sharp Business Systems	PO21-0205	9003976042	11000-1000-55915-1010-001752-0000-00000	Copy Overages	12/17/2021	\$219.07

Sub Total							\$219.07
Voucher Number	Bank Name	Account Number	Check Number	Payee	Amount	Type	
AP23015	NM Bank and Trust	120106281	4274	U-Stor-It	\$139.00	Accounts Payable	
Vendor	PO Number	Invoice #	Account Code	Description	Issue Date	Amount	
U-Stor-It	PO23-0041	4154b	11000-2600-54610-0000-001752-0000-00000	Storage Unit	06/30/2022	\$139.00	
Sub Total						\$139.00	
Voucher Number	Bank Name	Account Number	Check Number	Payee	Amount	Type	
AP23015	NM Bank and Trust	120106281	4275	Verizon Wireless	\$852.96	Accounts Payable	
Vendor	PO Number	Invoice #	Account Code	Description	Issue Date	Amount	
Verizon Wireless	PO23-0081	9914773951	11000-2600-53711-0000-001752-0000-00000	48 Hotspots for 3 months.	08/12/2022	\$852.96	
Sub Total						\$852.96	
Voucher Number	Bank Name	Account Number	Check Number	Payee	Amount	Type	
AP23016	NM Bank and Trust	120106281	4276	Lorhan Construction	\$635.70	Accounts Payable	
Vendor	PO Number	Invoice #	Account Code	Description	Issue Date	Amount	
Lorhan Construction	PO23-0052	20220822	11000-2600-54312-0000-001752-0000-00000	Maintenance & Repair - Building and Grounds	07/05/2022	\$635.70	
Sub Total						\$635.70	
Voucher Number	Bank Name	Account Number	Check Number	Payee	Amount	Type	
AP23017	NM Bank and Trust	120106281	4277	Safety Flare	\$773.59	Accounts Payable	
Vendor	PO Number	Invoice #	Account Code	Description	Issue Date	Amount	
Safety Flare	PO23-0106	11282	11000-2600-54312-0000-001752-0000-00000	Fire Extinguisher Services	09/22/2022	\$728.59	
Safety Flare	PO23-0106	11282	11000-2600-54312-0000-001752-0000-00000	Travel Cost	09/22/2022	\$45.00	
Sub Total						\$773.59	
Voucher Number	Bank Name	Account Number	Check Number	Payee	Amount	Type	
AP23018	NM Bank and Trust	120106281	4278	Ephesus Inc	\$92.67	Accounts Payable	
Vendor	PO Number	Invoice #	Account Code	Description	Issue Date	Amount	
Ephesus Inc	PO23-0019	AR119230	11000-1000-54630-1010-001752-0000-00000	Copier Lease	06/30/2022	\$22.63	
Ephesus Inc	PO23-0019	AR119231	11000-1000-54630-1010-001752-0000-00000	Copier Lease	06/30/2022	\$70.04	
Sub Total						\$92.67	
Voucher Number	Bank Name	Account Number	Check Number	Payee	Amount	Type	
AP23018	NM Bank and Trust	120106281	4279	Gardenswartz Team Sales	\$564.95	Accounts Payable	
Vendor	PO Number	Invoice #	Account Code	Description	Issue Date	Amount	
Gardenswartz Team Sales	PO23-0102	26491	11000-1000-56118-9000-001752-0000-00000	Shipping	08/26/2022	\$20.00	
Gardenswartz Team Sales	PO23-0102	26491	11000-1000-56118-9000-001752-0000-00000	Soccer Uniforms Black Aero Training Shorts	08/26/2022	\$181.50	
Gardenswartz Team Sales	PO23-0102	26491	11000-1000-56118-9000-001752-0000-00000	Soccer Uniforms Black Training Shirts	08/26/2022	\$246.75	
Gardenswartz Team Sales	PO23-0102	26491	11000-1000-56118-9000-001752-0000-00000	Soccer Uniforms Gold Long sleeves Training Shirt	08/26/2022	\$13.20	
Gardenswartz Team Sales	PO23-0102	26491	11000-1000-56118-9000-001752-0000-00000	Soccer Uniforms Pro Sock	08/26/2022	\$103.50	
Sub Total						\$564.95	
Voucher Number	Bank Name	Account Number	Check Number	Payee	Amount	Type	
AP23018	NM Bank and Trust	120106281	4280	Melissa Plese	\$94.92	Accounts Payable	

Voucher Number	Bank Name	Account Number	Check Number	Payee	Amount	Type
AP23019	NM Bank and Trust	120106281	4287	Moss Adams LLP	\$12,337.38	Accounts Payable
Vendor	PO Number	Invoice #	Account Code	Description	Issue Date	Amount
Moss Adams LLP	PO23-0026	102346618	11000-2300-53411-0000-001752-0000-00000	Auditors	06/30/2022	\$12,337.38
Sub Total						\$12,337.38
Voucher Number	Bank Name	Account Number	Check Number	Payee	Amount	Type
AP23019	NM Bank and Trust	120106281	4288	PESI, Inc.	\$132.34	Accounts Payable
Vendor	PO Number	Invoice #	Account Code	Description	Issue Date	Amount
PESI, Inc.	PO23-0108	2090993	11000-0000-15000-0000-001752-0000-00000	Shipping	09/08/2022	\$6.95
PESI, Inc.	PO23-0108	2090993	11000-0000-15000-0000-001752-0000-00000	Trauma-Informed & Resilience-Focused Classrooms	09/08/2022	\$125.39
Sub Total						\$132.34
Voucher Number	Bank Name	Account Number	Check Number	Payee	Amount	Type
AP23019	NM Bank and Trust	120106281	4289	Zia Graphics	\$462.50	Accounts Payable
Vendor	PO Number	Invoice #	Account Code	Description	Issue Date	Amount
Zia Graphics	PO23-0114	63716	11000-2400-56118-0000-001752-0000-00000	Lanyards with Health Leadership High School logo	09/16/2022	\$462.50
Sub Total						\$462.50
Grand Total						\$86,809.07

Health Leadership High School

Account Summary Report

Cycle: FY22-23; Begin Date: 09/01/2022; End Date: 09/30/2022; Account Type: Revenue; Subtotal Elements: Fund,Function; Account Expression: [All]; Subtotal By Account Type: Yes; Include Unposted Transactions: No; Created On: 10/12/2022 9:37:35 AM

Account Code	Description	Actual (Date Range)	Budget (YTD)	Actual (YTD)	Encumbrance (YTD)	Available (YTD)	% of Budget
11000-0000-41701-0000-001752-0000-00000	Operational-Fees - Activities	(\$150.00)	\$0.00	(\$200.00)	\$0.00	\$200.00	0.00
11000-0000-43101-0000-001752-0000-00000	State Equalization Guarantee	(\$249,442.03)	(\$2,993,050.00)	(\$748,326.14)	\$0.00	(\$2,244,723.86)	25.00
11000-0000-43214-0000-001752-0000-00000	Operational-Inter-Governmental Contract Revenue/REC	\$0.00	\$0.00	(\$948.50)	\$0.00	\$948.50	0.00
11000-0000-46100-0000-001752-0000-00000	E Rate	(\$666.99)	\$0.00	(\$666.99)	\$0.00	\$666.99	0.00
Subtotal of Element: Revenue		(\$250,259.02)	(\$2,993,050.00)	(\$750,141.63)	\$0.00	(\$2,242,908.37)	25.06
Subtotal of Element: [Function] 0000 - Revenue/Balance Sheet		(\$250,259.02)	(\$2,993,050.00)	(\$750,141.63)	\$0.00	(\$2,242,908.37)	25.06
Subtotal of Element: [Fund] 11000 - Operational		(\$250,259.02)	(\$2,993,050.00)	(\$750,141.63)	\$0.00	(\$2,242,908.37)	25.06
24101-0000-41924-0000-001752-0000-00000	Title I - IASA-Flow-through Grants From Districts to Charter Schools	\$0.00	(\$161,910.00)	(\$35,859.36)	\$0.00	(\$126,050.64)	22.14
Subtotal of Element: Revenue		\$0.00	(\$161,910.00)	(\$35,859.36)	\$0.00	(\$126,050.64)	22.15
Subtotal of Element: [Function] 0000 - Revenue/Balance Sheet		\$0.00	(\$161,910.00)	(\$35,859.36)	\$0.00	(\$126,050.64)	22.15
Subtotal of Element: [Fund] 24101 - Title I - IASA		\$0.00	(\$161,910.00)	(\$35,859.36)	\$0.00	(\$126,050.64)	22.15
24106-0000-41924-0000-001752-0000-00000	Entitlement IDEA-B-Flow-through Grants From Districts to Charter Schools	\$0.00	(\$55,859.00)	(\$9,909.14)	\$0.00	(\$45,949.86)	17.73
Subtotal of Element: Revenue		\$0.00	(\$55,859.00)	(\$9,909.14)	\$0.00	(\$45,949.86)	17.74
Subtotal of Element: [Function] 0000 - Revenue/Balance Sheet		\$0.00	(\$55,859.00)	(\$9,909.14)	\$0.00	(\$45,949.86)	17.74
Subtotal of Element: [Fund] 24106 - Entitlement IDEA-B		\$0.00	(\$55,859.00)	(\$9,909.14)	\$0.00	(\$45,949.86)	17.74
24153-0000-41924-0000-001752-0000-00000	English Language Acquisition-Flow-through Grants From Districts to Charter Schools	\$0.00	(\$2,800.00)	\$0.00	\$0.00	(\$2,800.00)	0.00
Subtotal of Element: Revenue		\$0.00	(\$2,800.00)	\$0.00	\$0.00	(\$2,800.00)	0.00
Subtotal of Element: [Function] 0000 - Revenue/Balance Sheet		\$0.00	(\$2,800.00)	\$0.00	\$0.00	(\$2,800.00)	0.00
Subtotal of Element: [Fund] 24153 - English Language Acquisition		\$0.00	(\$2,800.00)	\$0.00	\$0.00	(\$2,800.00)	0.00
24154-0000-41924-0000-001752-0000-00000	Teacher/Principal Training & Recruiting-Flow-through Grants From Districts to Charter Schools	\$0.00	(\$13,500.00)	(\$1,303.05)	\$0.00	(\$12,196.95)	9.65
Subtotal of Element: Revenue		\$0.00	(\$13,500.00)	(\$1,303.05)	\$0.00	(\$12,196.95)	9.65
Subtotal of Element: [Function] 0000 - Revenue/Balance Sheet		\$0.00	(\$13,500.00)	(\$1,303.05)	\$0.00	(\$12,196.95)	9.65
Subtotal of Element: [Fund] 24154 - Teacher/Principal Training & Recruiting		\$0.00	(\$13,500.00)	(\$1,303.05)	\$0.00	(\$12,196.95)	9.65

24174-0000-41924-0000-001752-0000-00000	Carl D Perkins Secondary - Current-Flow-through Grants From Districts to Charter Schools	\$0.00	(\$9,440.00)	(\$6,945.21)	\$0.00	(\$2,494.79)	73.57
Subtotal of Element: Revenue		\$0.00	(\$9,440.00)	(\$6,945.21)	\$0.00	(\$2,494.79)	73.57
Subtotal of Element: [Function] 0000 - Revenue/Balance Sheet		\$0.00	(\$9,440.00)	(\$6,945.21)	\$0.00	(\$2,494.79)	73.57
Subtotal of Element: [Fund] 24174 - Carl D Perkins Secondary - Current		\$0.00	(\$9,440.00)	(\$6,945.21)	\$0.00	(\$2,494.79)	73.57
24308-0000-41924-0000-001752-0000-00000	CRRSA, ESSER II-Flow-through Grants From Districts to Charter Schools	\$0.00	\$0.00	(\$76,264.74)	\$0.00	\$76,264.74	0.00
Subtotal of Element: Revenue		\$0.00	\$0.00	(\$76,264.74)	\$0.00	\$76,264.74	0.00
Subtotal of Element: [Function] 0000 - Revenue/Balance Sheet		\$0.00	\$0.00	(\$76,264.74)	\$0.00	\$76,264.74	0.00
Subtotal of Element: [Fund] 24308 - CRRSA, ESSER II		\$0.00	\$0.00	(\$76,264.74)	\$0.00	\$76,264.74	0.00
24309-0000-41924-0000-001752-0000-00000	CRRSA - SEL-Flow-through Grants From Districts to Charter Schools	\$0.00	\$0.00	(\$3,841.22)	\$0.00	\$3,841.22	0.00
Subtotal of Element: Revenue		\$0.00	\$0.00	(\$3,841.22)	\$0.00	\$3,841.22	0.00
Subtotal of Element: [Function] 0000 - Revenue/Balance Sheet		\$0.00	\$0.00	(\$3,841.22)	\$0.00	\$3,841.22	0.00
Subtotal of Element: [Fund] 24309 - CRRSA - SEL		\$0.00	\$0.00	(\$3,841.22)	\$0.00	\$3,841.22	0.00
24330-0000-41924-0000-001752-0000-00000	CRRSA, ESSER III-Flow-through Grants From Districts to Charter Schools	\$0.00	(\$484,134.00)	\$0.00	\$0.00	(\$484,134.00)	0.00
Subtotal of Element: Revenue		\$0.00	(\$484,134.00)	\$0.00	\$0.00	(\$484,134.00)	0.00
Subtotal of Element: [Function] 0000 - Revenue/Balance Sheet		\$0.00	(\$484,134.00)	\$0.00	\$0.00	(\$484,134.00)	0.00
Subtotal of Element: [Fund] 24330 - CRRSA, ESSER III		\$0.00	(\$484,134.00)	\$0.00	\$0.00	(\$484,134.00)	0.00
27107-0000-43204-0000-001752-0000-00000	Library GO Bonds-Prior Year Balances	\$0.00	(\$3,318.00)	\$0.00	\$0.00	(\$3,318.00)	0.00
Subtotal of Element: Revenue		\$0.00	(\$3,318.00)	\$0.00	\$0.00	(\$3,318.00)	0.00
Subtotal of Element: [Function] 0000 - Revenue/Balance Sheet		\$0.00	(\$3,318.00)	\$0.00	\$0.00	(\$3,318.00)	0.00
Subtotal of Element: [Fund] 27107 - Library GO Bonds		\$0.00	(\$3,318.00)	\$0.00	\$0.00	(\$3,318.00)	0.00
27408-0000-43202-0000-001752-0000-00000	K-12 Plus/ELTP Planning-State Flow-through Grant	\$0.00	(\$18,500.00)	\$0.00	\$0.00	(\$18,500.00)	0.00
Subtotal of Element: Revenue		\$0.00	(\$18,500.00)	\$0.00	\$0.00	(\$18,500.00)	0.00
Subtotal of Element: [Function] 0000 - Revenue/Balance Sheet		\$0.00	(\$18,500.00)	\$0.00	\$0.00	(\$18,500.00)	0.00
Subtotal of Element: [Fund] 27408 - K-12 Plus/ELTP Planning		\$0.00	(\$18,500.00)	\$0.00	\$0.00	(\$18,500.00)	0.00
27502-0000-41924-0000-001752-0000-00000	Student Advisement Plan-Flow-through Grants From Districts to Charter Schools	\$0.00	(\$9,135.00)	(\$18,686.47)	\$0.00	\$9,551.47	204.55
Subtotal of Element: Revenue		\$0.00	(\$9,135.00)	(\$18,686.47)	\$0.00	\$9,551.47	204.56
Subtotal of Element: [Function] 0000 - Revenue/Balance Sheet		\$0.00	(\$9,135.00)	(\$18,686.47)	\$0.00	\$9,551.47	204.56

Subtotal of Element: [Fund] 27502 - Student Advisement Plan		\$0.00	(\$9,135.00)	(\$18,686.47)	\$0.00	\$9,551.47	204.56
28211-0000-43203-0000-001752-0000-00000	NMSchools Covid19 TestProgDOH-State Direct Grants	\$0.00	\$0.00	(\$18,577.98)	\$0.00	\$18,577.98	0.00
Subtotal of Element: Revenue		\$0.00	\$0.00	(\$18,577.98)	\$0.00	\$18,577.98	0.00
Subtotal of Element: [Function] 0000 - Revenue/Balance Sheet		\$0.00	\$0.00	(\$18,577.98)	\$0.00	\$18,577.98	0.00
Subtotal of Element: [Fund] 28211 - NMSchools Covid19 TestProgDOH		\$0.00	\$0.00	(\$18,577.98)	\$0.00	\$18,577.98	0.00
31400-0000-43202-0000-001752-0000-00000	Special Capital Outlay-State-State Flow-through Grant	\$0.00	(\$550,000.00)	\$0.00	\$0.00	(\$550,000.00)	0.00
31400-0000-43204-0000-001752-0000-00000	Special Capital Outlay-State-Prior Year Balances	(\$19,611.69)	(\$296,460.00)	(\$19,611.69)	\$0.00	(\$276,848.31)	6.61
Subtotal of Element: Revenue		(\$19,611.69)	(\$846,460.00)	(\$19,611.69)	\$0.00	(\$826,848.31)	2.32
Subtotal of Element: [Function] 0000 - Revenue/Balance Sheet		(\$19,611.69)	(\$846,460.00)	(\$19,611.69)	\$0.00	(\$826,848.31)	2.32
Subtotal of Element: [Fund] 31400 - Special Capital Outlay-State		(\$19,611.69)	(\$846,460.00)	(\$19,611.69)	\$0.00	(\$826,848.31)	2.32
31600-0000-41110-0000-001752-0000-00000	Capital Improvements HB-33-Ad Valorem Taxes - School District	(\$491.60)	(\$188,416.00)	(\$4,134.33)	\$0.00	(\$184,281.67)	2.19
Subtotal of Element: Revenue		(\$491.60)	(\$188,416.00)	(\$4,134.33)	\$0.00	(\$184,281.67)	2.19
Subtotal of Element: [Function] 0000 - Revenue/Balance Sheet		(\$491.60)	(\$188,416.00)	(\$4,134.33)	\$0.00	(\$184,281.67)	2.19
Subtotal of Element: [Fund] 31600 - Capital Improvements HB-33		(\$491.60)	(\$188,416.00)	(\$4,134.33)	\$0.00	(\$184,281.67)	2.19
31700-0000-43204-0000-001752-0000-00000	Capital Improvements SB-9-Prior Year Balances	\$0.00	(\$4,443.00)	\$0.00	\$0.00	(\$4,443.00)	0.00
Subtotal of Element: Revenue		\$0.00	(\$4,443.00)	\$0.00	\$0.00	(\$4,443.00)	0.00
Subtotal of Element: [Function] 0000 - Revenue/Balance Sheet		\$0.00	(\$4,443.00)	\$0.00	\$0.00	(\$4,443.00)	0.00
Subtotal of Element: [Fund] 31700 - Capital Improvements SB-9		\$0.00	(\$4,443.00)	\$0.00	\$0.00	(\$4,443.00)	0.00
31701-0000-41110-0000-001752-0000-00000	Capital Improvements SB-9 Local-Ad Valorem Taxes - School District	(\$247.68)	(\$97,120.00)	(\$2,100.54)	\$0.00	(\$95,019.46)	2.16
Subtotal of Element: Revenue		(\$247.68)	(\$97,120.00)	(\$2,100.54)	\$0.00	(\$95,019.46)	2.16
Subtotal of Element: [Function] 0000 - Revenue/Balance Sheet		(\$247.68)	(\$97,120.00)	(\$2,100.54)	\$0.00	(\$95,019.46)	2.16
Subtotal of Element: [Fund] 31701 - Capital Improvements SB-9 Local		(\$247.68)	(\$97,120.00)	(\$2,100.54)	\$0.00	(\$95,019.46)	2.16
Grand Total		(\$270,609.99)	(\$4,888,085.00)	(\$947,375.36)	\$0.00	(\$3,940,709.64)	19.38

Health Leadership High School

Rollup Report

Cycle: FY22-23; 1st Detail Element: Fund; 1st Detail Level: Detailed; 2nd Detail Element: Object; 2nd Detail Level: Highest; 3rd Detail Element: None; 3rd Detail Level: None; 4th Detail Element: None; 4th Detail Level: None; 5th Detail Element: None; 5th Detail Level: None; Account Expression: ([Object] >= "5") ; 1st Subtotal Element: Fund; 1st Subtotal Rollup Level: Detailed; 2nd Subtotal Element: None; 2nd Subtotal Rollup Level: None; 3rd Subtotal Element: None; 3rd Subtotal Rollup Level: None; 4th Subtotal Element: None; 4th Subtotal Rollup Level: None; 5th Subtotal Element: None; 5th Subtotal Rollup Level: None; Begin Date: 09/01/2022; End Date: 09/30/2022; Subtotal on Account Type: No; Include Encumbrances: Yes; Created On: 10/12/2022 9:24:08 AM

Fund	Object	Actuals (Selected Period)	Adopted Budget	Current Budget	Actuals (YTD)	Encumbrances (YTD)	Available	% of Budget
11000 - Operational	51000 - Personnel Services - Compensation	\$94,191.46	\$1,310,313.00	\$1,310,313.00	\$246,178.93	\$972,377.20	\$91,756.87	18.79
11000 - Operational	52000 - Personnel Services - Employee Benefits	\$33,808.34	\$509,394.00	\$509,394.00	\$100,136.52	\$345,917.46	\$63,340.02	19.66
11000 - Operational	53000 - Purchased Professional and Technical Services	\$34,904.14	\$297,002.00	\$297,002.00	\$60,813.34	\$251,186.78	(\$14,998.12)	20.48
11000 - Operational	54000 - Purchased Property Services	\$27,141.76	\$304,366.00	\$304,366.00	\$96,961.88	\$217,752.60	(\$10,348.48)	31.86
11000 - Operational	54320 - Technology-Related Repairs and Maintenance	\$0.00	\$37,000.00	\$37,000.00	\$0.00	\$30,066.88	\$6,933.12	0.00
11000 - Operational	55000 - Other Purchased Services	\$6,487.10	\$113,843.00	\$113,843.00	\$36,381.43	\$38,609.11	\$38,852.46	31.96
11000 - Operational	56000 - Supplies	\$10,428.22	\$147,586.00	\$147,586.00	\$29,325.98	\$48,654.75	\$69,605.27	19.87
11000 - Operational	56105 - Instructional Materials – Operational	\$0.00	\$26,462.00	\$26,462.00	\$0.00	\$0.00	\$26,462.00	0.00
11000 - Operational	56106 - Other Classroom Materials - Operational	\$0.00	\$10,000.00	\$10,000.00	\$0.00	\$0.00	\$10,000.00	0.00
11000 - Operational	56119 - Supply Assets (\$5,000 or Less)	\$285.99	\$4,100.00	\$4,100.00	\$390.97	\$0.00	\$3,709.03	9.54
11000 - Operational	57000 - Property	\$0.00	\$2,737,984.00	\$2,737,984.00	\$0.00	\$0.00	\$2,737,984.00	0.00
Subtotal of Element: [Fund] 11000 - Operational		\$207,247.01	\$5,498,050.00	\$5,498,050.00	\$570,189.05	\$1,904,564.78	\$3,023,296.17	
14000 - Instructional Materials	56000 - Supplies	\$0.00		\$0.00	\$0.00	\$3,000.00	(\$3,000.00)	
Subtotal of Element: [Fund] 14000 - Instructional Materials		\$0.00		\$0.00	\$0.00	\$3,000.00	(\$3,000.00)	
23000 - Non-Instructional Support	56000 - Supplies	\$0.00	\$2,443.00	\$2,443.00	\$0.00	\$0.00	\$2,443.00	0.00
Subtotal of Element: [Fund] 23000 - Non-Instructional Support		\$0.00	\$2,443.00	\$2,443.00	\$0.00	\$0.00	\$2,443.00	
24101 - Title I - IASA	51000 - Personnel Services - Compensation	\$9,232.54	\$120,023.00	\$120,023.00	\$23,081.35	\$95,241.70	\$1,699.95	19.23
24101 - Title I - IASA	52000 - Personnel Services - Employee Benefits	\$3,017.22	\$40,550.00	\$40,550.00	\$7,237.86	\$31,200.39	\$2,111.75	17.85
24101 - Title I - IASA	53000 - Purchased Professional and Technical Services	\$0.00	\$200.00	\$200.00	\$0.00	\$0.00	\$200.00	0.00
24101 - Title I - IASA	56000 - Supplies	\$0.00	\$1,137.00	\$1,137.00	\$0.00	\$80.00	\$1,057.00	0.00
Subtotal of Element: [Fund] 24101 - Title I - IASA		\$12,249.76	\$161,910.00	\$161,910.00	\$30,319.21	\$126,522.09	\$5,068.70	
24106 - Entitlement IDEA-B	51000 - Personnel Services - Compensation	\$2,713.66	\$41,422.00	\$41,422.00	\$6,784.15	\$28,493.41	\$6,144.44	16.38
24106 - Entitlement IDEA-B	52000 - Personnel Services - Employee Benefits	\$956.72	\$14,437.00	\$14,437.00	\$2,263.65	\$8,420.22	\$3,753.13	15.68

Subtotal of Element: [Fund] 24106 - Entitlement IDEA-B		\$3,670.38	\$55,859.00	\$55,859.00	\$9,047.80	\$36,913.63	\$9,897.57	
24153 - English Language Acquisition	56000 - Supplies	\$0.00	\$2,800.00	\$2,800.00	\$0.00	\$0.00	\$2,800.00	0.00
Subtotal of Element: [Fund] 24153 - English Language Acquisition		\$0.00	\$2,800.00	\$2,800.00	\$0.00	\$0.00	\$2,800.00	
24154 - Teacher/Principal Training & Recruiting	51000 - Personnel Services - Compensation	\$0.00	\$5,400.00	\$5,400.00	\$0.00	\$0.00	\$5,400.00	0.00
24154 - Teacher/Principal Training & Recruiting	52000 - Personnel Services - Employee Benefits	\$0.00	\$661.00	\$661.00	\$0.00	\$0.00	\$661.00	0.00
24154 - Teacher/Principal Training & Recruiting	53000 - Purchased Professional and Technical Services	\$3,230.62	\$7,439.00	\$7,439.00	\$4,848.75	\$603.25	\$1,987.00	65.18
Subtotal of Element: [Fund] 24154 - Teacher/Principal Training & Recruiting		\$3,230.62	\$13,500.00	\$13,500.00	\$4,848.75	\$603.25	\$8,048.00	
24174 - Carl D Perkins Secondary - Current	56000 - Supplies	\$0.00	\$9,440.00	\$9,440.00	\$0.00	\$0.00	\$9,440.00	0.00
Subtotal of Element: [Fund] 24174 - Carl D Perkins Secondary - Current		\$0.00	\$9,440.00	\$9,440.00	\$0.00	\$0.00	\$9,440.00	
24309 - CRRSA - SEL	51000 - Personnel Services - Compensation	\$0.00		\$0.00	\$2,500.00	\$0.00	(\$2,500.00)	
24309 - CRRSA - SEL	52000 - Personnel Services - Employee Benefits	\$0.00		\$0.00	\$667.98	\$0.00	(\$667.98)	
24309 - CRRSA - SEL	56000 - Supplies	\$0.00		\$0.00	\$5,278.43	\$200.00	(\$5,478.43)	
Subtotal of Element: [Fund] 24309 - CRRSA - SEL		\$0.00		\$0.00	\$8,446.41	\$200.00	(\$8,646.41)	
24330 - CRRSA, ESSER III	51000 - Personnel Services - Compensation	\$5,788.46	\$183,370.00	\$183,370.00	\$14,471.15	\$60,778.85	\$108,120.00	7.89
24330 - CRRSA, ESSER III	52000 - Personnel Services - Employee Benefits	\$1,577.96	\$66,726.00	\$66,726.00	\$6,256.02	\$16,429.14	\$44,040.84	9.38
24330 - CRRSA, ESSER III	53000 - Purchased Professional and Technical Services	\$0.00	\$14,288.00	\$14,288.00	\$0.00	\$38,492.47	(\$24,204.47)	0.00
24330 - CRRSA, ESSER III	56000 - Supplies	\$0.00	\$219,750.00	\$219,750.00	\$25,000.00	\$0.00	\$194,750.00	11.38
Subtotal of Element: [Fund] 24330 - CRRSA, ESSER III		\$7,366.42	\$484,134.00	\$484,134.00	\$45,727.17	\$115,700.46	\$322,706.37	
24342 - ESSR III Round 2	55000 - Other Purchased Services	\$0.00		\$0.00	\$0.00	\$700.00	(\$700.00)	
Subtotal of Element: [Fund] 24342 - ESSR III Round 2		\$0.00		\$0.00	\$0.00	\$700.00	(\$700.00)	
26121 - Kellogg Fund/Kellogg Foundation	56000 - Supplies	\$0.00	\$2,500.00	\$2,500.00	\$0.00	\$0.00	\$2,500.00	0.00
Subtotal of Element: [Fund] 26121 - Kellogg Fund/Kellogg Foundation		\$0.00	\$2,500.00	\$2,500.00	\$0.00	\$0.00	\$2,500.00	
27107 - Library GO Bonds	56000 - Supplies	\$0.00	\$3,317.00	\$3,318.00	\$0.00	\$0.00	\$3,318.00	0.00
Subtotal of Element: [Fund] 27107 - Library GO Bonds		\$0.00	\$3,317.00	\$3,318.00	\$0.00	\$0.00	\$3,318.00	
27109 - Instructional Materials	56000 - Supplies	\$0.00	\$3,019.00	\$3,019.00	\$0.00	\$0.00	\$3,019.00	0.00
Subtotal of Element: [Fund] 27109 - Instructional Materials		\$0.00	\$3,019.00	\$3,019.00	\$0.00	\$0.00	\$3,019.00	
27408 - K-12 Plus/ELTP Planning	56000 - Supplies	\$0.00	\$18,500.00	\$18,500.00	\$0.00	\$0.00	\$18,500.00	0.00
Subtotal of Element: [Fund] 27408 - K-12 Plus/ELTP Planning		\$0.00	\$18,500.00	\$18,500.00	\$0.00	\$0.00	\$18,500.00	

27502 - Student Advisement Plan	56000 - Supplies	\$0.00	\$9,135.00	\$9,135.00	\$0.00	\$0.00	\$9,135.00	0.00
Subtotal of Element: [Fund] 27502 - Student Advisement Plan		\$0.00	\$9,135.00	\$9,135.00	\$0.00	\$0.00	\$9,135.00	
29102 - Private Dir Grants (Categorical)	56000 - Supplies	\$0.00	\$17,000.00	\$17,000.00	\$0.00	\$350.00	\$16,650.00	0.00
29102 - Private Dir Grants (Categorical)	57000 - Property	\$0.00	\$13,763.00	\$13,763.00	\$0.00	\$0.00	\$13,763.00	0.00
Subtotal of Element: [Fund] 29102 - Private Dir Grants (Categorical)		\$0.00	\$30,763.00	\$30,763.00	\$0.00	\$350.00	\$30,413.00	
31400 - Special Capital Outlay-State	57000 - Property	\$0.00	\$846,618.00	\$846,460.00	\$0.00	\$0.00	\$846,460.00	0.00
Subtotal of Element: [Fund] 31400 - Special Capital Outlay-State		\$0.00	\$846,618.00	\$846,460.00	\$0.00	\$0.00	\$846,460.00	
31600 - Capital Improvements HB-33	53000 - Purchased Professional and Technical Services	\$4.91	\$2,827.00	\$2,827.00	\$41.34	\$0.00	\$2,785.66	1.46
31600 - Capital Improvements HB-33	56119 - Supply Assets (\$5,000 or Less)	\$0.00	\$69,371.00	\$69,371.00	\$0.00	\$0.00	\$69,371.00	0.00
31600 - Capital Improvements HB-33	57000 - Property	\$0.00	\$903,039.00	\$903,039.00	\$130,000.00	\$0.00	\$773,039.00	14.40
Subtotal of Element: [Fund] 31600 - Capital Improvements HB-33		\$4.91	\$975,237.00	\$975,237.00	\$130,041.34	\$0.00	\$845,195.66	
31700 - Capital Improvements SB-9	56119 - Supply Assets (\$5,000 or Less)	\$0.00	\$4,443.00	\$4,443.00	\$0.00	\$0.00	\$4,443.00	0.00
Subtotal of Element: [Fund] 31700 - Capital Improvements SB-9		\$0.00	\$4,443.00	\$4,443.00	\$0.00	\$0.00	\$4,443.00	
31701 - Capital Improvements SB-9 Local	53000 - Purchased Professional and Technical Services	\$2.47	\$1,456.00	\$1,456.00	\$21.00	\$0.00	\$1,435.00	1.44
31701 - Capital Improvements SB-9 Local	56119 - Supply Assets (\$5,000 or Less)	\$274.90	\$25,144.00	\$25,144.00	\$274.90	\$604.71	\$24,264.39	1.09
31701 - Capital Improvements SB-9 Local	57000 - Property	\$0.00	\$542,296.00	\$542,296.00	\$0.00	\$0.00	\$542,296.00	0.00
Subtotal of Element: [Fund] 31701 - Capital Improvements SB-9 Local		\$277.37	\$568,896.00	\$568,896.00	\$295.90	\$604.71	\$567,995.39	
Grand Total		\$234,046.47	\$8,690,564.00	\$8,690,407.00	\$798,915.63	\$2,189,158.92	\$5,702,332.45	

Health Leadership High School

Account Summary Report

Cycle: FY22-23; Begin Date: 09/01/2022; End Date: 09/30/2022; Account Type: Expenditure; Subtotal Elements: Fund,Function; Account Expression: [All]; Subtotal By Account Type: Yes; Include Unposted Transactions: No; Created On: 10/12/2022 9:37:28 AM

Account Code	Description	Actual (Date Range)	Budget (YTD)	Actual (YTD)	Encumbrance (YTD)	Available (YTD)	% of Budget
11000-1000-51100-0000-001752-1611-00000	Operational-Salaries Expense	\$0.00	\$10,000.00	\$135.14	\$0.00	\$9,864.86	1.35
11000-1000-51100-1010-001752-1411-00000	Salaries Expense: Teachers-Grades 1-12	\$29,476.72	\$441,850.00	\$73,691.80	\$309,505.58	\$58,652.62	16.67
11000-1000-51100-2000-001752-1412-00000	Salaries Expense: Teachers- Special Education	\$8,277.66	\$105,097.00	\$18,269.82	\$86,915.57	(\$88.39)	17.38
11000-1000-51100-4040-001752-1411-00000	Operational-Salaries Expense	\$1,864.20	\$37,553.00	\$4,660.50	\$19,574.07	\$13,318.43	12.41
11000-1000-51100-4040-001752-1412-00000	Operational-Salaries Expense	\$574.52	\$3,261.00	\$1,308.71	\$6,032.34	(\$4,080.05)	40.13
11000-1000-51300-1010-001752-1411-00000	Operational-Additional Compensation	\$0.00	\$3,500.00	\$0.00	\$0.00	\$3,500.00	0.00
11000-1000-51300-9000-001752-1618-00000	Operational-Additional Compensation	\$0.00	\$6,000.00	\$0.00	\$0.00	\$6,000.00	0.00
11000-1000-52111-0000-001752-1611-00000	Operational-Educational Retirement	\$0.00	\$1,715.00	\$0.00	\$0.00	\$1,715.00	0.00
11000-1000-52111-1010-001752-1411-00000	Operational-Educational Retirement	\$5,055.28	\$76,384.00	\$12,638.20	\$53,080.35	\$10,665.45	16.54
11000-1000-52111-2000-001752-1412-00000	Operational-Educational Retirement	\$1,419.60	\$18,025.00	\$3,133.23	\$14,905.80	(\$14.03)	17.38
11000-1000-52111-4040-001752-1411-00000	Operational-Educational Retirement	\$319.70	\$6,446.00	\$799.25	\$3,356.81	\$2,289.94	12.39
11000-1000-52111-4040-001752-1412-00000	Operational-Educational Retirement	\$98.54	\$560.00	\$224.47	\$1,034.67	(\$699.14)	40.08
11000-1000-52111-9000-001752-1618-00000	Operational-Educational Retirement	\$0.00	\$1,031.00	\$0.00	\$0.00	\$1,031.00	0.00
11000-1000-52112-0000-001752-1611-00000	Operational-ERA - Retiree Health	\$0.00	\$200.00	\$0.00	\$0.00	\$200.00	0.00
11000-1000-52112-1010-001752-1411-00000	Operational-ERA - Retiree Health	\$589.50	\$8,911.00	\$1,473.75	\$6,190.35	\$1,246.90	16.53
11000-1000-52112-2000-001752-1412-00000	Operational-ERA - Retiree Health	\$165.56	\$2,103.00	\$365.41	\$1,738.38	(\$0.79)	17.37
11000-1000-52112-4040-001752-1411-00000	Operational-ERA - Retiree Health	\$37.30	\$757.00	\$93.25	\$391.65	\$272.10	12.31
11000-1000-52112-4040-001752-1412-00000	Operational-ERA - Retiree Health	\$11.50	\$66.00	\$26.20	\$120.75	(\$80.95)	39.69
11000-1000-52112-9000-001752-1618-00000	Operational-ERA - Retiree Health	\$0.00	\$120.00	\$0.00	\$0.00	\$120.00	0.00
11000-1000-52210-0000-001752-1611-00000	Operational-FICA Payments	\$0.00	\$620.00	\$0.00	\$0.00	\$620.00	0.00
11000-1000-52210-1010-001752-1411-00000	Operational-FICA Payments	\$1,746.12	\$27,617.00	\$4,395.40	\$19,296.57	\$3,925.03	15.91
11000-1000-52210-2000-001752-1412-00000	Operational-FICA Payments	\$490.69	\$6,517.00	\$1,088.51	\$3,895.91	\$1,532.58	16.70
11000-1000-52210-4040-001752-1411-00000	Operational-FICA Payments	\$110.66	\$2,333.00	\$278.54	\$1,235.60	\$818.86	11.93
11000-1000-52210-4040-001752-1412-00000	Operational-FICA Payments	\$33.92	\$203.00	\$77.84	\$204.96	(\$79.80)	38.34
11000-1000-52210-9000-001752-1618-00000	Operational-FICA Payments	\$0.00	\$372.00	\$0.00	\$0.00	\$372.00	0.00
11000-1000-52220-0000-001752-1611-00000	Operational-Medicare Payments	\$0.00	\$145.00	\$0.00	\$0.00	\$145.00	0.00
11000-1000-52220-1010-001752-1411-00000	Operational-Medicare Payments	\$408.38	\$6,464.00	\$1,027.99	\$4,513.00	\$923.01	15.90
11000-1000-52220-2000-001752-1412-00000	Operational-Medicare Payments	\$114.76	\$1,525.00	\$254.58	\$1,204.98	\$65.44	16.69
11000-1000-52220-4040-001752-1411-00000	Operational-Medicare Payments	\$25.90	\$550.00	\$65.15	\$289.11	\$195.74	11.84
11000-1000-52220-4040-001752-1412-00000	Operational-Medicare Payments	\$7.92	\$48.00	\$18.20	\$83.16	(\$53.36)	37.91
11000-1000-52220-9000-001752-1618-00000	Operational-Medicare Payments	\$0.00	\$89.00	\$0.00	\$0.00	\$89.00	0.00
11000-1000-52311-0000-001752-1611-00000	Operational-Health and Medical Premiums	\$0.00	\$10,211.00	\$0.00	\$0.00	\$10,211.00	0.00

11000-1000-52311-1010-001752-1411-00000	Operational-Health and Medical Premiums	\$1,909.67	\$29,697.00	\$4,069.31	\$19,870.69	\$5,757.00	13.70
11000-1000-52311-2000-001752-1412-00000	Operational-Health and Medical Premiums	\$514.53	\$13,516.00	\$1,008.73	\$5,402.68	\$7,104.59	7.46
11000-1000-52311-4040-001752-1411-00000	Operational-Health and Medical Premiums	\$115.05	\$3,066.00	\$242.78	\$1,173.21	\$1,650.01	7.91
11000-1000-52311-4040-001752-1412-00000	Operational-Health and Medical Premiums	\$38.66	\$24.00	\$75.58	\$405.93	(\$457.51)	314.91
11000-1000-52312-0000-001752-1611-00000	Operational-Life	\$0.00	\$57.00	\$0.00	\$0.00	\$57.00	0.00
11000-1000-52312-1010-001752-1411-00000	Operational-Life	\$30.12	\$379.00	\$65.25	\$313.76	(\$0.01)	17.21
11000-1000-52312-2000-001752-1412-00000	Operational-Life	\$8.40	\$77.00	\$12.78	\$88.20	(\$23.98)	16.59
11000-1000-52312-4040-001752-1411-00000	Operational-Life	\$1.84	\$33.00	\$3.93	\$19.19	\$9.88	11.90
11000-1000-52312-4040-001752-1412-00000	Operational-Life	\$0.58	\$3.00	\$1.22	\$6.09	(\$4.31)	40.66
11000-1000-52313-0000-001752-1611-00000	Operational-Dental	\$0.00	\$386.00	\$0.00	\$0.00	\$386.00	0.00
11000-1000-52313-1010-001752-1411-00000	Operational-Dental	\$49.28	\$1,179.00	\$106.72	\$509.29	\$562.99	9.05
11000-1000-52313-2000-001752-1412-00000	Operational-Dental	\$25.36	\$669.00	\$50.72	\$266.28	\$352.00	7.58
11000-1000-52313-4040-001752-1411-00000	Operational-Dental	\$3.46	\$143.00	\$7.34	\$35.90	\$99.76	5.13
11000-1000-52313-4040-001752-1412-00000	Operational-Dental	\$1.80	\$11.00	\$3.60	\$18.90	(\$11.50)	32.72
11000-1000-52314-0000-001752-1611-00000	Operational-Vision	\$0.00	\$128.00	\$0.00	\$0.00	\$128.00	0.00
11000-1000-52314-1010-001752-1411-00000	Operational-Vision	\$10.74	\$319.00	\$21.48	\$110.98	\$186.54	6.73
11000-1000-52314-2000-001752-1412-00000	Operational-Vision	\$5.30	\$116.00	\$6.84	\$16.17	\$92.99	5.89
11000-1000-52314-4040-001752-1411-00000	Operational-Vision	\$0.54	\$36.00	\$1.08	\$5.58	\$29.34	3.00
11000-1000-52314-4040-001752-1412-00000	Operational-Vision	\$0.18	\$3.00	\$0.36	\$1.89	\$0.75	12.00
11000-1000-52315-0000-001752-1611-00000	Operational-Disability	\$0.00	\$360.00	\$0.00	\$0.00	\$360.00	0.00
11000-1000-52315-1010-001752-1411-00000	Operational-Disability	\$17.77	\$748.00	\$35.54	\$186.70	\$525.76	4.75
11000-1000-52315-2000-001752-1412-00000	Operational-Disability	\$0.00	\$164.00	\$0.00	\$0.00	\$164.00	0.00
11000-1000-52315-4040-001752-1411-00000	Operational-Disability	\$0.94	\$73.00	\$1.88	\$9.87	\$61.25	2.57
11000-1000-52500-0000-001752-1611-00000	Operational-Unemployment Compensation	\$0.00	\$95.00	\$0.00	\$0.00	\$95.00	0.00
11000-1000-52500-1010-001752-1411-00000	Operational-Unemployment Compensation	\$14.09	\$637.00	\$54.89	\$535.27	\$46.84	8.61
11000-1000-52500-2000-001752-1412-00000	Operational-Unemployment Compensation	\$20.56	\$129.00	\$43.40	\$140.92	(\$55.32)	33.64
11000-1000-52500-4040-001752-1411-00000	Operational-Unemployment Compensation	\$0.74	\$55.00	\$2.63	\$32.97	\$19.40	4.78
11000-1000-52500-4040-001752-1412-00000	Operational-Unemployment Compensation	\$1.08	\$5.00	\$2.28	\$10.05	(\$7.33)	45.60
11000-1000-52710-0000-001752-1611-00000	Operational-Workers Compensation Premium	\$0.00	\$139.00	\$0.00	\$0.00	\$139.00	0.00
11000-1000-52710-1010-001752-1411-00000	Operational-Workers Compensation Premium	\$0.00	\$6,146.00	\$6,635.41	\$0.00	(\$489.41)	107.96
11000-1000-52710-2000-001752-1412-00000	Operational-Workers Compensation Premium	\$0.00	\$1,462.00	\$2,187.50	\$0.00	(\$725.50)	149.62
11000-1000-52710-4040-001752-1411-00000	Operational-Workers Compensation Premium	\$0.00	\$527.00	\$512.36	\$0.00	\$14.64	97.22
11000-1000-52710-4040-001752-1412-00000	Operational-Workers Compensation Premium	\$0.00	\$46.00	\$44.72	\$0.00	\$1.28	97.21
11000-1000-52720-0000-001752-1611-00000	Operational-Workers Compensation Employer's Fee	\$0.00	\$10.00	\$0.00	\$0.00	\$10.00	0.00

11000-1000-52720-1010-001752-1411-00000	Operational-Workers Compensation Employer's Fee	\$13.19	\$70.00	\$13.19	\$0.00	\$56.81	18.84
11000-1000-52720-2000-001752-1412-00000	Operational-Workers Compensation Employer's Fee	\$3.68	\$14.00	\$3.68	\$0.00	\$10.32	26.28
11000-1000-52720-4040-001752-1411-00000	Operational-Workers Compensation Employer's Fee	\$0.78	\$11.00	\$0.78	\$0.00	\$10.22	7.09
11000-1000-52720-4040-001752-1412-00000	Operational-Workers Compensation Employer's Fee	\$0.25	\$1.00	\$0.25	\$0.00	\$0.75	25.00
11000-1000-53330-1010-001752-0000-00000	Operational-Professional Development	\$528.20	\$20,000.00	\$2,515.11	\$1,561.80	\$15,923.09	12.57
11000-1000-53711-1010-001752-0000-00000	Operational-Other Charges	\$0.00	\$2,000.00	\$0.00	\$1,410.00	\$590.00	0.00
11000-1000-53711-9000-001752-0000-00000	Operational-Other Charges	\$0.00	\$4,223.00	\$0.00	\$180.00	\$4,043.00	0.00
11000-1000-53711-9000-001752-0000-60003	Operational-Other Charges	\$0.00	\$0.00	\$925.00	\$2,300.00	(\$3,225.00)	0.00
11000-1000-54311-1010-001752-0000-00000	Operational-Maintenance & Repair Furniture/Fixtures/Equipment	\$0.00	\$1,200.00	\$0.00	\$1,200.00	\$0.00	0.00
11000-1000-54610-1010-001752-0000-00000	Operational-Rental - Land and Buildings	\$0.00	\$1,000.00	\$0.00	\$0.00	\$1,000.00	0.00
11000-1000-54610-9000-001752-0000-00000	Operational-Rental - Land and Buildings	\$0.00	\$0.00	\$1,337.50	\$1,967.50	(\$3,305.00)	0.00
11000-1000-54630-1010-001752-0000-00000	Rental - Computers and Related Equipment	\$391.48	\$2,520.00	\$896.43	\$1,623.57	\$0.00	35.57
11000-1000-55813-1010-001752-0000-00000	Operational-Employee Travel - Non-Teachers	\$0.00	\$16,000.00	\$0.00	\$0.00	\$16,000.00	0.00
11000-1000-55817-1010-001752-0000-00000	Operational-Student Travel	\$0.00	\$6,000.00	\$0.00	\$2,417.29	\$3,582.71	0.00
11000-1000-55915-1010-001752-0000-00000	Operational-Other Contract Services	\$622.79	\$6,000.00	\$628.93	\$5,596.28	(\$225.21)	10.48
11000-1000-56105-1010-001752-0000-00000	Operational-Instructional Materials – Operational	\$0.00	\$26,462.00	\$0.00	\$0.00	\$26,462.00	0.00
11000-1000-56106-1010-001752-0000-00000	Operational-Other Classroom Materials - Operational	\$0.00	\$10,000.00	\$0.00	\$0.00	\$10,000.00	0.00
11000-1000-56109-1010-001752-0000-00000	Operational-Instructional Materials On-Line	\$0.00	\$0.00	\$0.00	\$990.00	(\$990.00)	0.00
11000-1000-56112-1010-001752-0000-00000	Operational-Other Textbooks	\$0.00	\$0.00	\$0.00	\$875.00	(\$875.00)	0.00
11000-1000-56113-1010-001752-0000-00000	Operational-Software	\$0.00	\$450.00	\$0.00	\$450.00	\$0.00	0.00
11000-1000-56118-1010-001752-0000-00000	Operational-General Supplies and Materials	\$667.84	\$1,519.00	\$2,414.35	\$1,306.65	(\$2,202.00)	158.94
11000-1000-56118-4040-001752-0000-00000	Operational-General Supplies and Materials	\$0.00	\$76,089.00	\$0.00	\$0.00	\$76,089.00	0.00
11000-1000-56118-9000-001752-0000-00000	Operational-General Supplies and Materials	\$726.42	\$4,000.00	\$726.42	\$234.48	\$3,039.10	18.16
11000-1000-56119-1010-001752-0000-00000	Operational-Supply Assets (\$5,000 or Less)	\$0.00	\$2,500.00	\$104.98	\$0.00	\$2,395.02	4.19
11000-1000-57331-1010-001752-0000-00000	Operational-Fixed Assets (More Than \$5,000)	\$0.00	\$761,221.00	\$0.00	\$0.00	\$761,221.00	0.00
Subtotal of Element: Expenditure		\$56,553.75	\$1,781,991.00	\$148,790.89	\$584,842.70	\$1,048,357.41	8.35
Subtotal of Element: [Function] 1000 - Instruction		\$56,553.75	\$1,781,991.00	\$148,790.89	\$584,842.70	\$1,048,357.41	8.35
11000-2100-51100-0000-001752-1211-00000	Salaries Expense: Coordinator/Subject Matter Specialist	\$18,180.38	\$146,057.00	\$45,691.09	\$183,937.96	(\$83,572.05)	31.28
11000-2100-51100-0000-001752-1216-00000	Operational-Salaries Expense	\$192.30	\$12,500.00	\$576.90	\$1,923.10	\$10,000.00	4.61
11000-2100-51100-0000-001752-1217-00000	Salaries Expense: Secretarial/Clerical/Technical Assistants	\$3,846.16	\$25,000.00	\$11,538.48	\$38,461.52	(\$25,000.00)	46.15

11000-2100-51100-0000-001752-1218-00000	Operational-Salaries Expense	\$0.00	\$90,000.00	\$0.00	\$0.00	\$90,000.00	0.00
11000-2100-51100-2000-001752-1211-00000	Operational-Salaries Expense	\$4,357.24	\$56,681.00	\$10,893.10	\$45,750.90	\$37.00	19.21
11000-2100-51100-2000-001752-1214-00000	Operational-Salaries Expense	\$5,863.62	\$78,817.00	\$14,659.05	\$61,568.00	\$2,589.95	18.59
11000-2100-51100-4025-001752-1214-00000	Operational-Salaries Expense	\$2,310.00	\$26,276.00	\$5,775.00	\$25,955.00	(\$5,454.00)	21.97
11000-2100-51100-4040-001752-1211-00000	Operational-Salaries Expense	\$224.66	\$0.00	\$561.65	\$2,358.90	(\$2,920.55)	0.00
11000-2100-51100-4040-001752-1214-00000	Operational-Salaries Expense	\$308.62	\$7,556.00	\$771.55	\$3,240.40	\$3,544.05	10.21
11000-2100-51300-0000-001752-1211-00000	Operational-Additional Compensation	\$0.00	\$3,000.00	\$1,500.00	\$0.00	\$1,500.00	50.00
11000-2100-51300-2000-001752-1214-00000	Operational-Additional Compensation	\$0.00	\$3,865.00	\$0.00	\$0.00	\$3,865.00	0.00
11000-2100-52111-0000-001752-1211-00000	Operational-Educational Retirement	\$3,117.94	\$25,564.00	\$8,093.28	\$31,545.41	(\$14,074.69)	31.65
11000-2100-52111-0000-001752-1216-00000	Operational-Educational Retirement	\$32.98	\$2,144.00	\$98.94	\$329.78	\$1,715.28	4.61
11000-2100-52111-0000-001752-1217-00000	Operational-Educational Retirement	\$659.62	\$4,288.00	\$1,978.86	\$6,596.25	(\$4,287.11)	46.14
11000-2100-52111-0000-001752-1218-00000	Operational-Educational Retirement	\$0.00	\$15,435.00	\$0.00	\$0.00	\$15,435.00	0.00
11000-2100-52111-2000-001752-1211-00000	Operational-Educational Retirement	\$747.26	\$9,721.00	\$1,868.15	\$7,846.22	\$6.63	19.21
11000-2100-52111-2000-001752-1214-00000	Operational-Educational Retirement	\$1,005.62	\$14,181.00	\$2,514.05	\$10,558.99	\$1,107.96	17.72
11000-2100-52111-4025-001752-1214-00000	Operational-Educational Retirement	\$396.16	\$4,507.00	\$990.40	\$4,451.37	(\$934.77)	21.97
11000-2100-52111-4040-001752-1211-00000	Operational-Educational Retirement	\$38.52	\$0.00	\$96.30	\$404.46	(\$500.76)	0.00
11000-2100-52111-4040-001752-1214-00000	Operational-Educational Retirement	\$52.92	\$1,297.00	\$132.30	\$555.66	\$609.04	10.20
11000-2100-52112-0000-001752-1211-00000	Operational-ERA - Retiree Health	\$363.60	\$2,982.00	\$943.80	\$3,678.68	(\$1,640.48)	31.64
11000-2100-52112-0000-001752-1216-00000	Operational-ERA - Retiree Health	\$3.84	\$250.00	\$11.52	\$38.40	\$200.08	4.60
11000-2100-52112-0000-001752-1217-00000	Operational-ERA - Retiree Health	\$76.92	\$500.00	\$230.76	\$769.16	(\$499.92)	46.15
11000-2100-52112-0000-001752-1218-00000	Operational-ERA - Retiree Health	\$0.00	\$1,800.00	\$0.00	\$0.00	\$1,800.00	0.00
11000-2100-52112-2000-001752-1211-00000	Operational-ERA - Retiree Health	\$87.14	\$1,134.00	\$217.85	\$914.97	\$1.18	19.21
11000-2100-52112-2000-001752-1214-00000	Operational-ERA - Retiree Health	\$117.26	\$1,655.00	\$293.15	\$1,231.23	\$130.62	17.71
11000-2100-52112-4025-001752-1214-00000	Operational-ERA - Retiree Health	\$46.20	\$526.00	\$115.50	\$519.12	(\$108.62)	21.95
11000-2100-52112-4040-001752-1211-00000	Operational-ERA - Retiree Health	\$4.50	\$0.00	\$11.25	\$47.25	(\$58.50)	0.00
11000-2100-52112-4040-001752-1214-00000	Operational-ERA - Retiree Health	\$6.18	\$153.00	\$15.45	\$64.89	\$72.66	10.09
11000-2100-52210-0000-001752-1211-00000	Operational-FICA Payments	\$1,023.26	\$9,242.00	\$2,717.31	\$10,356.32	(\$3,831.63)	29.40
11000-2100-52210-0000-001752-1216-00000	Operational-FICA Payments	\$11.92	\$775.00	\$35.76	\$119.19	\$620.05	4.61
11000-2100-52210-0000-001752-1217-00000	Operational-FICA Payments	\$238.46	\$1,550.00	\$715.38	\$2,384.67	(\$1,550.05)	46.15
11000-2100-52210-0000-001752-1218-00000	Operational-FICA Payments	\$0.00	\$5,580.00	\$0.00	\$0.00	\$5,580.00	0.00
11000-2100-52210-2000-001752-1211-00000	Operational-FICA Payments	\$260.92	\$3,515.00	\$657.18	\$2,739.66	\$118.16	18.69
11000-2100-52210-2000-001752-1214-00000	Operational-FICA Payments	\$315.30	\$5,127.00	\$814.95	\$3,310.64	\$1,001.41	15.89
11000-2100-52210-4025-001752-1214-00000	Operational-FICA Payments	\$135.98	\$1,630.00	\$343.95	\$1,527.12	(\$241.07)	21.10
11000-2100-52210-4040-001752-1211-00000	Operational-FICA Payments	\$13.02	\$0.00	\$33.06	\$136.71	(\$169.77)	0.00
11000-2100-52210-4040-001752-1214-00000	Operational-FICA Payments	\$16.60	\$469.00	\$42.91	\$174.30	\$251.79	9.14
11000-2100-52220-0000-001752-1211-00000	Operational-Medicare Payments	\$239.32	\$2,162.00	\$635.49	\$2,422.14	(\$895.63)	29.39
11000-2100-52220-0000-001752-1216-00000	Operational-Medicare Payments	\$2.78	\$182.00	\$8.34	\$27.80	\$145.86	4.58
11000-2100-52220-0000-001752-1217-00000	Operational-Medicare Payments	\$55.76	\$363.00	\$167.28	\$557.57	(\$361.85)	46.08

11000-2100-52220-0000-001752-1218-00000	Operational-Medicare Payments	\$0.00	\$1,305.00	\$0.00	\$0.00	\$1,305.00	0.00
11000-2100-52220-2000-001752-1211-00000	Operational-Medicare Payments	\$61.02	\$822.00	\$153.69	\$640.71	\$27.60	18.69
11000-2100-52220-2000-001752-1214-00000	Operational-Medicare Payments	\$73.74	\$1,200.00	\$190.59	\$774.27	\$235.14	15.88
11000-2100-52220-4025-001752-1214-00000	Operational-Medicare Payments	\$31.80	\$382.00	\$80.44	\$357.21	(\$55.65)	21.05
11000-2100-52220-4040-001752-1211-00000	Operational-Medicare Payments	\$3.04	\$0.00	\$7.73	\$31.92	(\$39.65)	0.00
11000-2100-52220-4040-001752-1214-00000	Operational-Medicare Payments	\$3.88	\$111.00	\$10.04	\$40.74	\$60.22	9.04
11000-2100-52311-0000-001752-1211-00000	Operational-Health and Medical Premiums	\$2,400.42	\$10,970.00	\$3,877.28	\$20,821.56	(\$13,728.84)	35.34
11000-2100-52311-0000-001752-1218-00000	Operational-Health and Medical Premiums	\$0.00	\$14,027.00	\$0.00	\$0.00	\$14,027.00	0.00
11000-2100-52311-2000-001752-1211-00000	Operational-Health and Medical Premiums	\$217.10	\$6,127.00	\$427.48	\$2,279.55	\$3,419.97	6.97
11000-2100-52311-2000-001752-1214-00000	Operational-Health and Medical Premiums	\$1,110.48	\$13,326.00	\$2,158.08	\$11,660.04	(\$492.12)	16.19
11000-2100-52311-4025-001752-1214-00000	Operational-Health and Medical Premiums	\$166.99	\$166.00	\$324.52	\$1,876.35	(\$2,034.87)	195.49
11000-2100-52311-4040-001752-1211-00000	Operational-Health and Medical Premiums	\$20.88	\$0.00	\$40.58	\$219.24	(\$259.82)	0.00
11000-2100-52311-4040-001752-1214-00000	Operational-Health and Medical Premiums	\$58.44	\$726.00	\$113.58	\$613.62	(\$1.20)	15.64
11000-2100-52312-0000-001752-1211-00000	Operational-Life	\$12.89	\$111.00	\$25.78	\$162.96	(\$77.74)	23.22
11000-2100-52312-0000-001752-1216-00000	Operational-Life	\$0.24	\$15.00	\$0.48	\$2.52	\$12.00	3.20
11000-2100-52312-0000-001752-1217-00000	Operational-Life	\$4.78	\$29.00	\$9.56	\$50.19	(\$30.75)	32.96
11000-2100-52312-0000-001752-1218-00000	Operational-Life	\$0.00	\$57.00	\$0.00	\$0.00	\$57.00	0.00
11000-2100-52312-2000-001752-1211-00000	Operational-Life	\$3.96	\$43.00	\$11.88	\$41.58	(\$10.46)	27.62
11000-2100-52312-2000-001752-1214-00000	Operational-Life	\$5.00	\$54.00	\$10.00	\$52.50	(\$8.50)	18.51
11000-2100-52312-4025-001752-1214-00000	Operational-Life	\$2.10	\$20.00	\$4.20	\$23.73	(\$7.93)	21.00
11000-2100-52312-4040-001752-1211-00000	Operational-Life	\$0.26	\$0.00	\$0.52	\$2.73	(\$3.25)	0.00
11000-2100-52312-4040-001752-1214-00000	Operational-Life	\$0.26	\$6.00	\$0.52	\$2.73	\$2.75	8.66
11000-2100-52313-0000-001752-1211-00000	Operational-Dental	\$101.94	\$588.00	\$169.56	\$890.19	(\$471.75)	28.83
11000-2100-52313-0000-001752-1218-00000	Operational-Dental	\$0.00	\$616.00	\$0.00	\$0.00	\$616.00	0.00
11000-2100-52313-2000-001752-1211-00000	Operational-Dental	\$6.44	\$232.00	\$12.88	\$67.62	\$151.50	5.55
11000-2100-52313-2000-001752-1214-00000	Operational-Dental	\$48.76	\$586.00	\$97.52	\$511.98	(\$23.50)	16.64
11000-2100-52313-4025-001752-1214-00000	Operational-Dental	\$6.86	\$73.00	\$13.72	\$77.07	(\$17.79)	18.79
11000-2100-52313-4040-001752-1211-00000	Operational-Dental	\$0.86	\$0.00	\$1.72	\$9.03	(\$10.75)	0.00
11000-2100-52313-4040-001752-1214-00000	Operational-Dental	\$2.56	\$42.00	\$5.12	\$26.88	\$10.00	12.19
11000-2100-52314-0000-001752-1211-00000	Operational-Vision	\$12.06	\$119.00	\$22.85	\$126.63	(\$30.48)	19.20
11000-2100-52314-0000-001752-1218-00000	Operational-Vision	\$0.00	\$102.00	\$0.00	\$0.00	\$102.00	0.00
11000-2100-52314-2000-001752-1211-00000	Operational-Vision	\$0.00	\$77.00	\$0.00	\$0.00	\$77.00	0.00
11000-2100-52314-2000-001752-1214-00000	Operational-Vision	\$8.06	\$97.00	\$16.12	\$84.63	(\$3.75)	16.61
11000-2100-52314-4025-001752-1214-00000	Operational-Vision	\$1.50	\$16.00	\$3.00	\$16.80	(\$3.80)	18.75
11000-2100-52314-4040-001752-1211-00000	Operational-Vision	\$0.18	\$0.00	\$0.36	\$1.89	(\$2.25)	0.00
11000-2100-52314-4040-001752-1214-00000	Operational-Vision	\$0.42	\$9.00	\$0.84	\$4.41	\$3.75	9.33
11000-2100-52315-0000-001752-1211-00000	Operational-Disability	\$43.77	\$293.00	\$53.34	\$280.15	(\$40.49)	18.20
11000-2100-52315-2000-001752-1211-00000	Operational-Disability	\$0.00	\$216.00	\$0.00	\$0.00	\$216.00	0.00

11000-2100-52315-2000-001752-1214-00000	Operational-Disability	\$12.44	\$150.00	\$24.88	\$130.62	(\$5.50)	16.58
11000-2100-52315-4025-001752-1214-00000	Operational-Disability	\$4.46	\$47.00	\$6.69	\$50.19	(\$9.88)	14.23
11000-2100-52315-4040-001752-1211-00000	Operational-Disability	\$0.50	\$0.00	\$1.00	\$5.25	(\$6.25)	0.00
11000-2100-52315-4040-001752-1214-00000	Operational-Disability	\$0.66	\$15.00	\$1.32	\$6.93	\$6.75	8.80
11000-2100-52500-0000-001752-1211-00000	Operational-Unemployment Compensation	\$23.06	\$186.00	\$38.07	\$267.86	(\$119.93)	20.46
11000-2100-52500-0000-001752-1216-00000	Operational-Unemployment Compensation	\$0.00	\$24.00	\$0.00	\$4.34	\$19.66	0.00
11000-2100-52500-0000-001752-1217-00000	Operational-Unemployment Compensation	\$0.00	\$48.00	\$0.00	\$86.16	(\$38.16)	0.00
11000-2100-52500-0000-001752-1218-00000	Operational-Unemployment Compensation	\$0.00	\$95.00	\$0.00	\$0.00	\$95.00	0.00
11000-2100-52500-2000-001752-1211-00000	Operational-Unemployment Compensation	\$14.38	\$72.00	\$35.95	\$63.81	(\$27.76)	49.93
11000-2100-52500-2000-001752-1214-00000	Operational-Unemployment Compensation	\$0.00	\$91.00	\$0.00	\$89.97	\$1.03	0.00
11000-2100-52500-4025-001752-1214-00000	Operational-Unemployment Compensation	\$0.00	\$34.00	\$0.00	\$40.55	(\$6.55)	0.00
11000-2100-52500-4040-001752-1211-00000	Operational-Unemployment Compensation	\$0.00	\$0.00	\$0.18	\$4.73	(\$4.91)	0.00
11000-2100-52500-4040-001752-1214-00000	Operational-Unemployment Compensation	\$0.00	\$10.00	\$0.00	\$4.74	\$5.26	0.00
11000-2100-52710-0000-001752-1211-00000	Operational-Workers Compensation Premium	\$0.00	\$2,031.00	\$1,974.58	\$0.00	\$56.42	97.22
11000-2100-52710-0000-001752-1216-00000	Operational-Workers Compensation Premium	\$0.00	\$174.00	\$169.17	\$0.00	\$4.83	97.22
11000-2100-52710-0000-001752-1217-00000	Operational-Workers Compensation Premium	\$0.00	\$348.00	\$338.33	\$0.00	\$9.67	97.22
11000-2100-52710-0000-001752-1218-00000	Operational-Workers Compensation Premium	\$0.00	\$1,251.00	\$1,216.25	\$0.00	\$34.75	97.22
11000-2100-52710-2000-001752-1211-00000	Operational-Workers Compensation Premium	\$0.00	\$788.00	\$0.00	\$0.00	\$788.00	0.00
11000-2100-52710-2000-001752-1214-00000	Operational-Workers Compensation Premium	\$0.00	\$1,096.00	\$1,065.55	\$0.00	\$30.45	97.22
11000-2100-52710-4025-001752-1214-00000	Operational-Workers Compensation Premium	\$0.00	\$366.00	\$355.83	\$0.00	\$10.17	97.22
11000-2100-52710-4040-001752-1214-00000	Operational-Workers Compensation Premium	\$0.00	\$106.00	\$103.06	\$0.00	\$2.94	97.22
11000-2100-52720-0000-001752-1211-00000	Operational-Workers Compensation Employer's Fee	\$6.78	\$20.00	\$6.78	\$0.00	\$13.22	33.90
11000-2100-52720-0000-001752-1216-00000	Operational-Workers Compensation Employer's Fee	\$0.10	\$3.00	\$0.10	\$0.00	\$2.90	3.33
11000-2100-52720-0000-001752-1217-00000	Operational-Workers Compensation Employer's Fee	\$2.09	\$5.00	\$2.09	\$0.00	\$2.91	41.80
11000-2100-52720-0000-001752-1218-00000	Operational-Workers Compensation Employer's Fee	\$0.00	\$10.00	\$0.00	\$0.00	\$10.00	0.00
11000-2100-52720-2000-001752-1211-00000	Operational-Workers Compensation Employer's Fee	\$1.72	\$8.00	\$1.72	\$0.00	\$6.28	21.50
11000-2100-52720-2000-001752-1214-00000	Operational-Workers Compensation Employer's Fee	\$2.18	\$10.00	\$2.18	\$0.00	\$7.82	21.80
11000-2100-52720-4025-001752-1214-00000	Operational-Workers Compensation Employer's Fee	\$0.92	\$4.00	\$0.92	\$0.00	\$3.08	23.00
11000-2100-52720-4040-001752-1211-00000	Operational-Workers Compensation Employer's Fee	\$0.12	\$0.00	\$0.12	\$0.00	(\$0.12)	0.00

11000-2100-52720-4040-001752-1214-00000	Operational-Workers Compensation Employer's Fee	\$0.12	\$2.00	\$0.12	\$0.00	\$1.88	6.00
11000-2100-53211-2000-001752-0000-00000	Diagnosticians - Contracted	\$0.00	\$10,000.00	\$0.00	\$10,991.44	(\$991.44)	0.00
11000-2100-53212-2000-001752-0000-00000	Speech Therapists - Contracted	\$0.00	\$8,500.00	\$0.00	\$3,647.84	\$4,852.16	0.00
11000-2100-53213-2000-001752-0000-00000	Operational-Occupational Therapists - Contracted	\$0.00	\$0.00	\$0.00	\$909.90	(\$909.90)	0.00
11000-2100-53215-2000-001752-0000-00000	Operational-Psychologists/Counselors - Contracted	\$0.00	\$1,500.00	\$0.00	\$1,500.00	\$0.00	0.00
11000-2100-53330-0000-001752-0000-00000	Operational-Professional Development	\$439.22	\$2,616.00	\$439.22	\$2,611.00	(\$434.22)	16.78
11000-2100-53414-2000-001752-0000-00000	Operational-Other Services	\$377.13	\$10,000.00	\$1,562.38	\$26,770.88	(\$18,333.26)	15.62
11000-2100-53711-0000-001752-0000-00000	Operational-Other Charges	\$0.00	\$750.00	\$0.00	\$750.00	\$0.00	0.00
11000-2100-55813-0000-001752-0000-00000	Employee Travel - Non-Teachers	\$0.00	\$500.00	\$0.00	\$0.00	\$500.00	0.00
11000-2100-55915-0000-001752-0000-00000	Operational-Other Contract Services	\$627.98	\$7,050.00	\$627.98	\$5,736.62	\$685.40	8.90
11000-2100-56113-0000-001752-0000-00000	Operational-Software	\$0.00	\$3,000.00	\$0.00	\$15,119.76	(\$12,119.76)	0.00
11000-2100-56113-2000-001752-0000-00000	Operational-Software	\$0.00	\$2,900.00	\$0.00	\$2,900.00	\$0.00	0.00
11000-2100-56118-0000-001752-0000-00000	General Supplies and Materials	\$779.49	\$3,500.00	\$1,079.44	\$3,053.57	(\$633.01)	30.84
Subtotal of Element: Expenditure		\$51,057.00	\$676,357.00	\$132,647.88	\$573,001.33	(\$29,292.21)	19.61
Subtotal of Element: [Function] 2100 - Support Services-Students		\$51,057.00	\$676,357.00	\$132,647.88	\$573,001.33	(\$29,292.21)	19.61
11000-2200-51100-0000-001752-1211-00000	Operational-Salaries Expense	\$6,923.08	\$90,000.00	\$20,769.24	\$69,230.76	\$0.00	23.07
11000-2200-52111-0000-001752-1211-00000	Operational-Educational Retirement	\$1,187.30	\$15,435.00	\$3,561.90	\$11,872.99	\$0.11	23.07
11000-2200-52112-0000-001752-1211-00000	Operational-ERA - Retiree Health	\$138.46	\$1,800.00	\$415.38	\$1,384.60	\$0.02	23.07
11000-2200-52210-0000-001752-1211-00000	Operational-FICA Payments	\$403.50	\$5,580.00	\$1,224.38	\$3,891.15	\$464.47	21.94
11000-2200-52220-0000-001752-1211-00000	Operational-Medicare Payments	\$94.36	\$1,305.00	\$286.33	\$910.00	\$108.67	21.94
11000-2200-52311-0000-001752-1211-00000	Operational-Health and Medical Premiums	\$607.82	\$3,474.00	\$1,196.78	\$6,536.34	(\$4,259.12)	34.44
11000-2200-52312-0000-001752-1211-00000	Operational-Life	\$5.26	\$57.00	\$10.52	\$55.23	(\$8.75)	18.45
11000-2200-52313-0000-001752-1211-00000	Operational-Dental	\$8.58	\$104.00	\$17.16	\$97.87	(\$11.03)	16.50
11000-2200-52314-0000-001752-1211-00000	Operational-Vision	\$6.30	\$46.00	\$18.95	\$66.15	(\$39.10)	41.19
11000-2200-52315-0000-001752-1211-00000	Operational-Disability	\$14.82	\$178.00	\$29.64	\$155.61	(\$7.25)	16.65
11000-2200-52500-0000-001752-1211-00000	Operational-Unemployment Compensation	\$0.00	\$95.00	\$0.00	\$94.71	\$0.29	0.00
11000-2200-52710-0000-001752-1211-00000	Operational-Workers Compensation Premium	\$0.00	\$1,251.00	\$1,216.25	\$0.00	\$34.75	97.22
11000-2200-52720-0000-001752-1211-00000	Operational-Workers Compensation Employer's Fee	\$2.30	\$10.00	\$2.30	\$0.00	\$7.70	23.00
11000-2200-53414-0000-001752-0000-00000	Operational-Other Services	\$0.00	\$0.00	\$0.00	\$11,852.50	(\$11,852.50)	0.00
11000-2200-56113-0000-001752-0000-00000	Operational-Software	\$4,979.56	\$5,000.00	\$4,979.56	\$0.00	\$20.44	99.59
11000-2200-56118-0000-001752-0000-00000	Operational-General Supplies and Materials	\$0.00	\$3,000.00	\$0.00	\$1,229.12	\$1,770.88	0.00
Subtotal of Element: Expenditure		\$14,371.34	\$127,335.00	\$33,728.39	\$107,377.03	(\$13,770.42)	26.49
Subtotal of Element: [Function] 2200 - Support Services-Instruction		\$14,371.34	\$127,335.00	\$33,728.39	\$107,377.03	(\$13,770.42)	26.49
11000-2300-51100-0000-001752-1111-00000	Operational-Salaries Expense	\$9,615.38	\$125,000.00	\$28,846.14	\$96,153.86	\$0.00	23.07

11000-2300-52111-0000-001752-1111-00000	Operational-Educational Retirement	\$1,649.04	\$21,438.00	\$4,947.12	\$16,490.40	\$0.48	23.07
11000-2300-52112-0000-001752-1111-00000	Operational-ERA - Retiree Health	\$192.30	\$2,500.00	\$576.90	\$1,923.19	(\$0.09)	23.07
11000-2300-52210-0000-001752-1111-00000	Operational-FICA Payments	\$545.36	\$7,750.00	\$1,665.59	\$5,453.74	\$630.67	21.49
11000-2300-52220-0000-001752-1111-00000	Operational-Medicare Payments	\$127.54	\$1,813.00	\$389.52	\$1,275.38	\$148.10	21.48
11000-2300-52311-0000-001752-1111-00000	Operational-Health and Medical Premiums	\$1,168.92	\$14,027.00	\$2,271.66	\$12,273.66	(\$518.32)	16.19
11000-2300-52312-0000-001752-1111-00000	Operational-Life	\$5.26	\$57.00	\$10.52	\$55.23	(\$8.75)	18.45
11000-2300-52313-0000-001752-1111-00000	Operational-Dental	\$51.32	\$616.00	\$102.64	\$538.86	(\$25.50)	16.66
11000-2300-52314-0000-001752-1111-00000	Operational-Vision	\$8.49	\$102.00	\$16.98	\$89.26	(\$4.24)	16.64
11000-2300-52315-0000-001752-1111-00000	Operational-Disability	\$17.10	\$206.00	\$34.20	\$179.55	(\$7.75)	16.60
11000-2300-52500-0000-001752-1111-00000	Operational-Unemployment Compensation	\$0.00	\$95.00	\$0.00	\$94.71	\$0.29	0.00
11000-2300-52710-0000-001752-1111-00000	Operational-Workers Compensation Premium	\$0.00	\$1,738.00	\$1,689.72	\$0.00	\$48.28	97.22
11000-2300-52720-0000-001752-1111-00000	Operational-Workers Compensation Employer's Fee	\$2.30	\$10.00	\$2.30	\$0.00	\$7.70	23.00
11000-2300-53330-0000-001752-0000-00000	Operational-Professional Development	\$0.00	\$1,000.00	\$0.00	\$0.00	\$1,000.00	0.00
11000-2300-53411-0000-001752-0000-00000	Auditing	\$13,846.28	\$20,000.00	\$13,846.28	\$8,983.72	(\$2,830.00)	69.23
11000-2300-53413-0000-001752-0000-00000	Legal	\$2,693.75	\$39,600.00	\$5,387.50	\$35,830.61	(\$1,618.11)	13.60
11000-2300-53414-0000-001752-0000-00000	Operational-Other Services	\$0.00	\$16,660.00	\$0.00	\$11,640.00	\$5,020.00	0.00
11000-2300-53711-0000-001752-0000-00000	Operational-Other Charges	\$0.00	\$1,500.00	\$0.00	\$2,900.00	(\$1,400.00)	0.00
11000-2300-55400-0000-001752-0000-00000	Operational-Advertising	\$2,870.44	\$25,000.00	\$10,788.06	\$3.38	\$14,208.56	43.15
11000-2300-55812-0000-001752-0000-00000	Board Training	\$0.00	\$1,000.00	\$0.00	\$500.00	\$500.00	0.00
11000-2300-56113-0000-001752-0000-00000	Operational-Software	\$161.52	\$0.00	\$161.52	\$0.00	(\$161.52)	0.00
11000-2300-56118-0000-001752-0000-00000	Operational-General Supplies and Materials	\$0.00	\$1,000.00	\$0.00	\$0.00	\$1,000.00	0.00
Subtotal of Element: Expenditure		\$32,955.00	\$281,112.00	\$70,736.65	\$194,385.55	\$15,989.80	25.16
Subtotal of Element: [Function] 2300 - Support Services-General Administration		\$32,955.00	\$281,112.00	\$70,736.65	\$194,385.55	\$15,989.80	25.16
11000-2400-51100-0000-001752-1217-00000	Salaries Expense: Secretarial/Clerical/Technical Assistants	\$2,176.92	\$38,300.00	\$6,530.76	\$21,769.24	\$10,000.00	17.05
11000-2400-52111-0000-001752-1217-00000	Operational-Educational Retirement	\$373.34	\$6,569.00	\$1,120.02	\$3,733.37	\$1,715.61	17.05
11000-2400-52112-0000-001752-1217-00000	Operational-ERA - Retiree Health	\$43.56	\$766.00	\$130.68	\$435.60	\$199.72	17.06
11000-2400-52210-0000-001752-1217-00000	Operational-FICA Payments	\$134.96	\$2,375.00	\$404.88	\$1,349.59	\$620.53	17.04
11000-2400-52220-0000-001752-1217-00000	Operational-Medicare Payments	\$31.58	\$557.00	\$94.74	\$315.80	\$146.46	17.00
11000-2400-52311-0000-001752-1217-00000	Operational-Health and Medical Premiums	\$0.00	\$8,169.00	\$0.00	\$0.00	\$8,169.00	0.00
11000-2400-52312-0000-001752-1217-00000	Operational-Life	\$5.50	\$72.00	\$11.00	\$57.75	\$3.25	15.27
11000-2400-52313-0000-001752-1217-00000	Operational-Dental	\$0.00	\$309.00	\$0.00	\$0.00	\$309.00	0.00
11000-2400-52314-0000-001752-1217-00000	Operational-Vision	\$0.00	\$102.00	\$0.00	\$0.00	\$102.00	0.00
11000-2400-52315-0000-001752-1217-00000	Operational-Disability	\$0.00	\$288.00	\$0.00	\$0.00	\$288.00	0.00
11000-2400-52500-0000-001752-1217-00000	Operational-Unemployment Compensation	\$6.54	\$119.00	\$19.62	\$69.61	\$29.77	16.48
11000-2400-52710-0000-001752-1217-00000	Operational-Workers Compensation Premium	\$0.00	\$533.00	\$518.19	\$0.00	\$14.81	97.22

11000-2400-52720-0000-001752-1217-00000	Operational-Workers Compensation Employer's Fee	\$2.41	\$13.00	\$2.41	\$0.00	\$10.59	18.53
11000-2400-53330-0000-001752-0000-00000	Operational-Professional Development	\$1,200.00	\$0.00	\$1,200.00	\$75.00	(\$1,275.00)	0.00
11000-2400-53711-0000-001752-0000-00000	Operational-Other Charges	\$0.00	\$500.00	\$0.00	\$0.00	\$500.00	0.00
11000-2400-54610-0000-001752-0000-00000	Operational-Rental - Land and Buildings	\$0.00	\$3,500.00	\$1,580.00	\$250.00	\$1,670.00	45.14
11000-2400-55813-0000-001752-0000-00000	Operational-Employee Travel - Non-Teachers	\$0.00	\$500.00	\$0.00	\$0.00	\$500.00	0.00
11000-2400-55915-0000-001752-0000-00000	Operational-Other Contract Services	\$0.00	\$4,000.00	\$0.00	\$0.00	\$4,000.00	0.00
11000-2400-56118-0000-001752-0000-00000	General Supplies and Materials	\$1,123.00	\$3,250.00	\$1,123.00	\$322.24	\$1,804.76	34.55
Subtotal of Element: Expenditure		\$5,097.81	\$69,922.00	\$12,735.30	\$28,378.20	\$28,808.50	18.21
Subtotal of Element: [Function] 2400 - Support Services-School Administration		\$5,097.81	\$69,922.00	\$12,735.30	\$28,378.20	\$28,808.50	18.21
11000-2500-53414-0000-001752-0000-00000	Operational-Other Services	\$14,552.95	\$156,768.00	\$29,105.90	\$125,772.89	\$1,889.21	18.56
11000-2500-53711-0000-001752-0000-00000	Other Charges	\$413.65	\$1,160.00	\$710.65	\$88.00	\$361.35	61.26
11000-2500-54311-0000-001752-0000-00000	Operational-Maintenance & Repair Furniture/Fixtures/Equipment	\$0.00	\$5,000.00	\$0.00	\$9,975.00	(\$4,975.00)	0.00
11000-2500-54320-0000-001752-0000-00000	Operational-Technology-Related Repairs and Maintenance	\$0.00	\$37,000.00	\$0.00	\$30,066.88	\$6,933.12	0.00
11000-2500-54630-0000-001752-0000-00000	Operational-Rentals - Computers and Related Equipment	\$0.00	\$800.00	\$390.72	\$609.28	(\$200.00)	48.84
11000-2500-55400-0000-001752-0000-00000	Operational-Advertising	\$0.00	\$1,500.00	\$0.00	\$0.00	\$1,500.00	0.00
11000-2500-56113-0000-001752-0000-00000	Operational-Software	\$0.00	\$18,225.00	\$16,751.52	\$4,867.80	(\$3,394.32)	91.91
11000-2500-56118-0000-001752-0000-00000	General Supplies and Materials	\$523.30	\$2,453.00	\$568.97	\$194.04	\$1,689.99	23.19
11000-2500-57331-0000-001752-0000-00000	Operational-Fixed Assets (More Than \$5,000)	\$0.00	\$316,763.00	\$0.00	\$0.00	\$316,763.00	0.00
Subtotal of Element: Expenditure		\$15,489.90	\$539,669.00	\$47,527.76	\$171,573.89	\$320,567.35	8.81
Subtotal of Element: [Function] 2500 - Central Services		\$15,489.90	\$539,669.00	\$47,527.76	\$171,573.89	\$320,567.35	8.81
11000-2600-53711-0000-001752-0000-00000	Operational-Other Charges	\$852.96	\$25.00	\$5,121.30	\$1,211.20	(\$6,307.50)	20,485.20
11000-2600-54312-0000-001752-0000-00000	Operational-Maintenance & Repair - Buildings And Grounds	\$1,409.29	\$5,000.00	\$2,026.72	\$7,379.88	(\$4,406.60)	40.53
11000-2600-54313-0000-001752-0000-00000	Operational-Maintenance & Repair - Vehicles	\$0.00	\$2,500.00	\$0.00	\$0.00	\$2,500.00	0.00
11000-2600-54411-0000-001752-0000-00000	Electricity	\$3,922.12	\$22,000.00	\$5,002.60	\$19,347.00	(\$2,349.60)	22.73
11000-2600-54412-0000-001752-0000-00000	Natural Gas (Buildings)	\$0.00	\$2,500.00	\$0.00	\$1,616.40	\$883.60	0.00
11000-2600-54415-0000-001752-0000-00000	Water/Sewage	\$362.49	\$5,000.00	\$1,406.68	\$3,593.32	\$0.00	28.13
11000-2600-54416-0000-001752-0000-00000	Communication Services	\$977.38	\$12,386.00	\$4,144.23	\$9,407.65	(\$1,165.88)	33.45
11000-2600-54610-0000-001752-0000-00000	Rental - Land and Buildings	\$20,079.00	\$240,960.00	\$80,177.00	\$160,783.00	\$0.00	33.27
11000-2600-55200-0000-001752-0000-00000	Property/Liability Insurance	\$0.00	\$19,749.00	\$19,698.00	\$0.00	\$51.00	99.74
11000-2600-55915-0000-001752-0000-00000	Other Contract Services	\$2,365.89	\$26,544.00	\$4,638.46	\$24,355.54	(\$2,450.00)	17.47
11000-2600-56118-0000-001752-0000-00000	General Supplies and Materials	\$1,345.29	\$20,000.00	\$1,345.29	\$16,533.89	\$2,120.82	6.72
11000-2600-56119-0000-001752-0000-00000	Operational-Supply Assets (\$5,000 or Less)	\$285.99	\$1,600.00	\$285.99	\$0.00	\$1,314.01	17.87

11000-2600-56211-0000-001752-0000-00000	Operational-Gasoline	\$59.46	\$1,200.00	\$59.46	\$440.54	\$700.00	4.95
Subtotal of Element: Expenditure		\$31,659.87	\$359,464.00	\$123,905.73	\$244,668.42	(\$9,110.15)	34.47
Subtotal of Element: [Function] 2600 - Operation & Maintenance of Plant		\$31,659.87	\$359,464.00	\$123,905.73	\$244,668.42	(\$9,110.15)	34.47
11000-2700-56215-0000-001752-0000-00000	Tires	\$0.00	\$1,000.00	\$0.00	\$0.00	\$1,000.00	0.00
11000-2700-56216-0000-001752-0000-00000	Maintenance Supplies/ Parts	\$0.00	\$500.00	\$0.00	\$0.00	\$500.00	0.00
Subtotal of Element: Expenditure		\$0.00	\$1,500.00	\$0.00	\$0.00	\$1,500.00	0.00
Subtotal of Element: [Function] 2700 - Student Transportation		\$0.00	\$1,500.00	\$0.00	\$0.00	\$1,500.00	0.00
11000-3100-53330-0000-001752-0000-00000	Operational-Professional Development	\$0.00	\$200.00	\$0.00	\$200.00	\$0.00	0.00
11000-3100-56116-0000-001752-0000-00000	Operational-Food	\$62.34	\$500.00	\$62.34	\$137.66	\$300.00	12.46
11000-3100-56117-0000-001752-0000-00000	Operational-Non-Food	\$0.00	\$0.00	\$54.11	\$0.00	(\$54.11)	0.00
Subtotal of Element: Expenditure		\$62.34	\$700.00	\$116.45	\$337.66	\$245.89	16.64
Subtotal of Element: [Function] 3100 - Food Services Operations		\$62.34	\$700.00	\$116.45	\$337.66	\$245.89	16.64
11000-4000-57200-0000-001752-0000-00000	Operational-Buildings Purchase	\$0.00	\$1,660,000.00	\$0.00	\$0.00	\$1,660,000.00	0.00
Subtotal of Element: Expenditure		\$0.00	\$1,660,000.00	\$0.00	\$0.00	\$1,660,000.00	0.00
Subtotal of Element: [Function] 4000 - Capital Outlay		\$0.00	\$1,660,000.00	\$0.00	\$0.00	\$1,660,000.00	0.00
Subtotal of Element: [Fund] 11000 - Operational		\$207,247.01	\$5,498,050.00	\$570,189.05	\$1,904,564.78	\$3,023,296.17	10.37
14000-1000-56111-1010-001752-0000-00000	Instructional Materials-Instructional Materials Cash - 50% Textbooks	\$0.00	\$0.00	\$0.00	\$3,000.00	(\$3,000.00)	0.00
Subtotal of Element: Expenditure		\$0.00	\$0.00	\$0.00	\$3,000.00	(\$3,000.00)	0.00
Subtotal of Element: [Function] 1000 - Instruction		\$0.00	\$0.00	\$0.00	\$3,000.00	(\$3,000.00)	0.00
Subtotal of Element: [Fund] 14000 - Instructional Materials		\$0.00	\$0.00	\$0.00	\$3,000.00	(\$3,000.00)	0.00
23000-1000-56118-9000-001752-0000-00000	Non-Instructional Support-General Supplies and Materials	\$0.00	\$2,443.00	\$0.00	\$0.00	\$2,443.00	0.00
Subtotal of Element: Expenditure		\$0.00	\$2,443.00	\$0.00	\$0.00	\$2,443.00	0.00
Subtotal of Element: [Function] 1000 - Instruction		\$0.00	\$2,443.00	\$0.00	\$0.00	\$2,443.00	0.00
Subtotal of Element: [Fund] 23000 - Non-Instructional Support		\$0.00	\$2,443.00	\$0.00	\$0.00	\$2,443.00	0.00
24101-1000-51100-1010-001752-1411-00000	Title I - IASA-Salaries Expense	\$5,767.54	\$74,978.00	\$14,418.85	\$60,559.20	(\$0.05)	19.23
24101-1000-52111-1010-001752-1411-00000	Title I - IASA-Educational Retirement	\$989.14	\$12,859.00	\$2,472.85	\$10,386.01	\$0.14	19.23
24101-1000-52112-1010-001752-1411-00000	Title I - IASA-ERA - Retiree Health	\$115.36	\$1,500.00	\$288.40	\$1,211.23	\$0.37	19.22
24101-1000-52210-1010-001752-1411-00000	Title I - IASA-FICA Payments	\$345.84	\$4,964.00	\$870.81	\$4,056.64	\$36.55	17.54
24101-1000-52220-1010-001752-1411-00000	Title I - IASA-Medicare Payments	\$80.88	\$1,088.00	\$203.66	\$948.64	(\$64.30)	18.71
24101-1000-52311-1010-001752-1411-00000	Title I - IASA-Health and Medical Premiums	\$268.06	\$6,565.00	\$527.80	\$2,347.20	\$3,690.00	8.03
24101-1000-52312-1010-001752-1411-00000	Title I - IASA-Life	\$4.86	\$51.00	\$9.72	\$51.03	(\$9.75)	19.05
24101-1000-52313-1010-001752-1411-00000	Title I - IASA-Dental	\$15.90	\$353.00	\$31.80	\$166.95	\$154.25	9.00

24101-1000-52500-1010-001752-1411-00000	Title I - IASA-Unemployment Compensation	\$0.00	\$86.00	\$0.00	\$87.70	(\$1.70)	0.00
24101-1000-52720-1010-001752-1411-00000	Title I - IASA-Workers Compensation Employer's Fee	\$2.13	\$9.00	\$2.13	\$0.00	\$6.87	23.66
Subtotal of Element: Expenditure		\$7,589.71	\$102,453.00	\$18,826.02	\$79,814.60	\$3,812.38	18.38
Subtotal of Element: [Function] 1000 - Instruction		\$7,589.71	\$102,453.00	\$18,826.02	\$79,814.60	\$3,812.38	18.38
24101-2100-51100-0000-001752-1214-00000	Title I - IASA-Salaries Expense	\$3,465.00	\$45,045.00	\$8,662.50	\$34,682.50	\$1,700.00	19.23
24101-2100-52111-0000-001752-1214-00000	Title I - IASA-Educational Retirement	\$594.26	\$7,726.00	\$1,485.65	\$5,948.04	\$292.31	19.22
24101-2100-52112-0000-001752-1214-00000	Title I - IASA-ERA - Retiree Health	\$69.30	\$901.00	\$173.25	\$693.63	\$34.12	19.22
24101-2100-52210-0000-001752-1214-00000	Title I - IASA-FICA Payments	\$203.96	\$3,179.00	\$515.93	\$2,040.57	\$622.50	16.22
24101-2100-52220-0000-001752-1214-00000	Title I - IASA-Medicare Payments	\$47.70	\$654.00	\$120.66	\$477.12	\$56.22	18.44
24101-2100-52311-0000-001752-1214-00000	Title I - IASA-Health and Medical Premiums	\$250.47	\$285.00	\$486.77	\$2,507.19	(\$2,708.96)	170.79
24101-2100-52312-0000-001752-1214-00000	Title I - IASA-Life	\$3.16	\$34.00	\$6.32	\$31.50	(\$3.82)	18.58
24101-2100-52313-0000-001752-1214-00000	Title I - IASA-Dental	\$10.30	\$124.00	\$20.60	\$103.11	\$0.29	16.61
24101-2100-52314-0000-001752-1214-00000	Title I - IASA-Vision	\$2.26	\$28.00	\$4.52	\$22.68	\$0.80	16.14
24101-2100-52315-0000-001752-1214-00000	Title I - IASA-Disability	\$12.26	\$81.00	\$15.61	\$66.99	(\$1.60)	19.27
24101-2100-52500-0000-001752-1214-00000	Title I - IASA-Unemployment Compensation	\$0.00	\$57.00	\$0.00	\$54.16	\$2.84	0.00
24101-2100-52720-0000-001752-1214-00000	Title I - IASA-Workers Compensation Employer's Fee	\$1.38	\$6.00	\$1.38	\$0.00	\$4.62	23.00
24101-2100-53711-0000-001752-0000-00000	Title I - IASA-Other Charges	\$0.00	\$200.00	\$0.00	\$0.00	\$200.00	0.00
24101-2100-56113-0000-001752-0000-00000	Title I - IASA-Software	\$0.00	\$80.00	\$0.00	\$80.00	\$0.00	0.00
24101-2100-56118-0000-001752-0000-00000	0	\$0.00	\$1,057.00	\$0.00	\$0.00	\$1,057.00	0.00
Subtotal of Element: Expenditure		\$4,660.05	\$59,457.00	\$11,493.19	\$46,707.49	\$1,256.32	19.33
Subtotal of Element: [Function] 2100 - Support Services-Students		\$4,660.05	\$59,457.00	\$11,493.19	\$46,707.49	\$1,256.32	19.33
Subtotal of Element: [Fund] 24101 - Title I - IASA		\$12,249.76	\$161,910.00	\$30,319.21	\$126,522.09	\$5,068.70	18.73
24106-1000-51100-2000-001752-1412-00000	Salaries Expense: Teachers- Special Education	\$2,713.66	\$41,422.00	\$6,784.15	\$28,493.41	\$6,144.44	16.37
24106-1000-52111-2000-001752-1412-00000	Entitlement IDEA-B-Educational Retirement	\$465.38	\$6,276.00	\$1,163.45	\$4,886.48	\$226.07	18.53
24106-1000-52112-2000-001752-1412-00000	Entitlement IDEA-B-ERA - Retiree Health	\$54.28	\$829.00	\$135.70	\$569.94	\$123.36	16.36
24106-1000-52210-2000-001752-1412-00000	Entitlement IDEA-B-FICA Payments	\$158.44	\$2,700.00	\$401.52	\$0.00	\$2,298.48	14.87
24106-1000-52220-2000-001752-1412-00000	Entitlement IDEA-B-Medicare Payments	\$37.06	\$601.00	\$93.91	\$389.13	\$117.96	15.62
24106-1000-52311-2000-001752-1412-00000	Entitlement IDEA-B-Health and Medical Premiums	\$226.13	\$3,575.00	\$439.46	\$2,374.48	\$761.06	12.29
24106-1000-52312-2000-001752-1412-00000	Entitlement IDEA-B-Life	\$2.84	\$40.00	\$5.68	\$29.82	\$4.50	14.20
24106-1000-52313-2000-001752-1412-00000	Entitlement IDEA-B-Dental	\$9.30	\$145.00	\$18.60	\$97.65	\$28.75	12.82
24106-1000-52314-2000-001752-1412-00000	Entitlement IDEA-B-Vision	\$2.04	\$32.00	\$4.08	\$21.42	\$6.50	12.75
24106-1000-52500-2000-001752-1412-00000	Entitlement IDEA-B-Unemployment Compensation	\$0.00	\$63.00	\$0.00	\$51.30	\$11.70	0.00
24106-1000-52710-2000-001752-1412-00000	Entitlement IDEA-B-Workers Compensation Premium	\$0.00	\$169.00	\$0.00	\$0.00	\$169.00	0.00

24106-1000-52720-2000-001752-1412-00000	Entitlement IDEA-B-Workers Compensation Employer's Fee	\$1.25	\$7.00	\$1.25	\$0.00	\$5.75	17.85
Subtotal of Element: Expenditure		\$3,670.38	\$55,859.00	\$9,047.80	\$36,913.63	\$9,897.57	16.20
Subtotal of Element: [Function] 1000 - Instruction		\$3,670.38	\$55,859.00	\$9,047.80	\$36,913.63	\$9,897.57	16.20
Subtotal of Element: [Fund] 24106 - Entitlement IDEA-B		\$3,670.38	\$55,859.00	\$9,047.80	\$36,913.63	\$9,897.57	16.20
24153-1000-56118-1010-001752-0000-00000	English Language Acquisition-General Supplies and Materials	\$0.00	\$2,800.00	\$0.00	\$0.00	\$2,800.00	0.00
Subtotal of Element: Expenditure		\$0.00	\$2,800.00	\$0.00	\$0.00	\$2,800.00	0.00
Subtotal of Element: [Function] 1000 - Instruction		\$0.00	\$2,800.00	\$0.00	\$0.00	\$2,800.00	0.00
Subtotal of Element: [Fund] 24153 - English Language Acquisition		\$0.00	\$2,800.00	\$0.00	\$0.00	\$2,800.00	0.00
24154-1000-51300-1010-001752-1411-00000	Teacher/Principal Training & Recruiting-Additional Compensation	\$0.00	\$5,400.00	\$0.00	\$0.00	\$5,400.00	0.00
24154-1000-52111-1010-001752-1411-00000	Teacher/Principal Training & Recruiting-Educational Retirement	\$0.00	\$182.00	\$0.00	\$0.00	\$182.00	0.00
24154-1000-52112-1010-001752-1411-00000	Teacher/Principal Training & Recruiting-ERA - Retiree Health	\$0.00	\$24.00	\$0.00	\$0.00	\$24.00	0.00
24154-1000-52210-1010-001752-1411-00000	Teacher/Principal Training & Recruiting-FICA Payments	\$0.00	\$376.00	\$0.00	\$0.00	\$376.00	0.00
24154-1000-52220-1010-001752-1411-00000	Teacher/Principal Training & Recruiting-Medicare Payments	\$0.00	\$79.00	\$0.00	\$0.00	\$79.00	0.00
24154-1000-53330-1010-001752-0000-00000	Teacher/Principal Training & Recruiting-Professional Development	\$3,230.62	\$7,439.00	\$4,848.75	\$603.25	\$1,987.00	65.18
Subtotal of Element: Expenditure		\$3,230.62	\$13,500.00	\$4,848.75	\$603.25	\$8,048.00	35.92
Subtotal of Element: [Function] 1000 - Instruction		\$3,230.62	\$13,500.00	\$4,848.75	\$603.25	\$8,048.00	35.92
Subtotal of Element: [Fund] 24154 - Teacher/Principal Training & Recruiting		\$3,230.62	\$13,500.00	\$4,848.75	\$603.25	\$8,048.00	35.92
24174-1000-56118-3000-001752-0000-00000	Carl D Perkins Secondary - Current-General Supplies and Materials	\$0.00	\$9,440.00	\$0.00	\$0.00	\$9,440.00	0.00
Subtotal of Element: Expenditure		\$0.00	\$9,440.00	\$0.00	\$0.00	\$9,440.00	0.00
Subtotal of Element: [Function] 1000 - Instruction		\$0.00	\$9,440.00	\$0.00	\$0.00	\$9,440.00	0.00
Subtotal of Element: [Fund] 24174 - Carl D Perkins Secondary - Current		\$0.00	\$9,440.00	\$0.00	\$0.00	\$9,440.00	0.00
24309-2100-51300-0000-001752-1211-00000	CRRSA - SEL-Additional Compensation	\$0.00	\$0.00	\$2,500.00	\$0.00	(\$2,500.00)	0.00
24309-2100-52111-0000-001752-1211-00000	CRRSA - SEL-Educational Retirement	\$0.00	\$0.00	\$428.75	\$0.00	(\$428.75)	0.00
24309-2100-52112-0000-001752-1211-00000	CRRSA - SEL-ERA - Retiree Health	\$0.00	\$0.00	\$50.00	\$0.00	(\$50.00)	0.00
24309-2100-52210-0000-001752-1211-00000	CRRSA - SEL-FICA Payments	\$0.00	\$0.00	\$153.36	\$0.00	(\$153.36)	0.00
24309-2100-52220-0000-001752-1211-00000	CRRSA - SEL-Medicare Payments	\$0.00	\$0.00	\$35.87	\$0.00	(\$35.87)	0.00
24309-2100-56118-0000-001752-0000-00000	CRRSA - SEL-General Supplies and Materials	\$0.00	\$0.00	\$5,278.43	\$200.00	(\$5,478.43)	0.00
Subtotal of Element: Expenditure		\$0.00	\$0.00	\$8,446.41	\$200.00	(\$8,646.41)	0.00

Subtotal of Element: [Function] 2100 - Support Services-Students		\$0.00	\$0.00	\$8,446.41	\$200.00	(\$8,646.41)	0.00
Subtotal of Element: [Fund] 24309 - CRRSA - SEL		\$0.00	\$0.00	\$8,446.41	\$200.00	(\$8,646.41)	0.00
24330-1000-51100-1010-001752-1411-00000	CRRSA, ESSER III-Salaries Expense	\$0.00	\$71,488.00	\$0.00	\$0.00	\$71,488.00	0.00
24330-1000-51100-4040-001752-1411-00000	CRRSA, ESSER III-Salaries Expense	\$0.00	\$3,763.00	\$0.00	\$0.00	\$3,763.00	0.00
24330-1000-51300-1010-001752-1411-00000	CRRSA, ESSER III-Additional Compensation	\$0.00	\$5,000.00	\$0.00	\$0.00	\$5,000.00	0.00
24330-1000-52111-1010-001752-1411-00000	CRRSA, ESSER III-Educational Retirement	\$0.00	\$13,119.00	\$0.00	\$0.00	\$13,119.00	0.00
24330-1000-52111-4040-001752-1411-00000	CRRSA, ESSER III-Educational Retirement	\$0.00	\$646.00	\$0.00	\$0.00	\$646.00	0.00
24330-1000-52112-1010-001752-1411-00000	CRRSA, ESSER III-ERA - Retiree Health	\$0.00	\$1,531.00	\$0.00	\$0.00	\$1,531.00	0.00
24330-1000-52112-4040-001752-1411-00000	CRRSA, ESSER III-ERA - Retiree Health	\$0.00	\$76.00	\$0.00	\$0.00	\$76.00	0.00
24330-1000-52210-1010-001752-1411-00000	CRRSA, ESSER III-FICA Payments	\$0.00	\$4,743.00	\$0.00	\$0.00	\$4,743.00	0.00
24330-1000-52210-4040-001752-1411-00000	CRRSA, ESSER III-FICA Payments	\$0.00	\$234.00	\$0.00	\$0.00	\$234.00	0.00
24330-1000-52220-1010-001752-1411-00000	CRRSA, ESSER III-Medicare Payments	\$0.00	\$1,111.00	\$0.00	\$0.00	\$1,111.00	0.00
24330-1000-52220-4040-001752-1411-00000	CRRSA, ESSER III-Medicare Payments	\$0.00	\$55.00	\$0.00	\$0.00	\$55.00	0.00
24330-1000-52311-1010-001752-1411-00000	CRRSA, ESSER III-Health and Medical Premiums	\$0.00	\$7,761.00	\$0.00	\$0.00	\$7,761.00	0.00
24330-1000-52311-4040-001752-1411-00000	CRRSA, ESSER III-Health and Medical Premiums	\$0.00	\$409.00	\$0.00	\$0.00	\$409.00	0.00
24330-1000-52312-1010-001752-1411-00000	CRRSA, ESSER III-Life	\$0.00	\$55.00	\$0.00	\$0.00	\$55.00	0.00
24330-1000-52312-4040-001752-1411-00000	CRRSA, ESSER III-Life	\$0.00	\$3.00	\$0.00	\$0.00	\$3.00	0.00
24330-1000-52313-1010-001752-1411-00000	CRRSA, ESSER III-Dental	\$0.00	\$294.00	\$0.00	\$0.00	\$294.00	0.00
24330-1000-52313-4040-001752-1411-00000	CRRSA, ESSER III-Dental	\$0.00	\$16.00	\$0.00	\$0.00	\$16.00	0.00
24330-1000-52314-1010-001752-1411-00000	CRRSA, ESSER III-Vision	\$0.00	\$97.00	\$0.00	\$0.00	\$97.00	0.00
24330-1000-52314-4040-001752-1411-00000	CRRSA, ESSER III-Vision	\$0.00	\$6.00	\$0.00	\$0.00	\$6.00	0.00
24330-1000-52315-1010-001752-1411-00000	CRRSA, ESSER III-Disability	\$0.00	\$274.00	\$0.00	\$0.00	\$274.00	0.00
24330-1000-52315-4040-001752-1411-00000	CRRSA, ESSER III-Disability	\$0.00	\$15.00	\$0.00	\$0.00	\$15.00	0.00
24330-1000-52500-1010-001752-1411-00000	CRRSA, ESSER III-Unemployment Compensation	\$0.00	\$91.00	\$0.00	\$0.00	\$91.00	0.00
24330-1000-52500-4040-001752-1411-00000	CRRSA, ESSER III-Unemployment Compensation	\$0.00	\$5.00	\$0.00	\$0.00	\$5.00	0.00
24330-1000-52710-1010-001752-1411-00000	CRRSA, ESSER III-Workers Compensation Premium	\$0.00	\$994.00	\$966.39	\$0.00	\$27.61	97.22
24330-1000-52710-4040-001752-1411-00000	CRRSA, ESSER III-Workers Compensation Premium	\$0.00	\$53.00	\$51.53	\$0.00	\$1.47	97.22
24330-1000-52720-1010-001752-1411-00000	CRRSA, ESSER III-Workers Compensation Employer's Fee	\$0.00	\$10.00	\$0.00	\$0.00	\$10.00	0.00
24330-1000-52720-4040-001752-1411-00000	CRRSA, ESSER III-Workers Compensation Employer's Fee	\$0.00	\$1.00	\$0.00	\$0.00	\$1.00	0.00
24330-1000-53711-1010-001752-0000-00000	CRRSA, ESSER III-Other Charges	\$0.00	\$4,519.00	\$0.00	\$3,000.00	\$1,519.00	0.00
24330-1000-56113-1010-001752-0000-00000	CRRSA, ESSER III-Software	\$0.00	\$11,000.00	\$25,000.00	\$0.00	(\$14,000.00)	227.27
24330-1000-56118-1010-001752-0000-00000	CRRSA, ESSER III-General Supplies and Materials	\$0.00	\$86,378.00	\$0.00	\$0.00	\$86,378.00	0.00

Subtotal of Element: Expenditure		\$0.00	\$213,747.00	\$26,017.92	\$3,000.00	\$184,729.08	12.17
Subtotal of Element: [Function] 1000 - Instruction		\$0.00	\$213,747.00	\$26,017.92	\$3,000.00	\$184,729.08	12.17
24330-2100-51100-4025-001752-1211-00000	CRRSA, ESSER III-Salaries Expense	\$5,499.08	\$79,219.00	\$13,747.70	\$57,740.30	\$7,731.00	17.35
24330-2100-51100-4040-001752-1211-00000	CRRSA, ESSER III-Salaries Expense	\$289.38	\$0.00	\$723.45	\$3,038.55	(\$3,762.00)	0.00
24330-2100-51300-0000-001752-1211-00000	CRRSA, ESSER III-Additional Compensation	\$0.00	\$5,000.00	\$0.00	\$0.00	\$5,000.00	0.00
24330-2100-51300-0000-001752-1216-00000	CRRSA, ESSER III-Additional Compensation	\$0.00	\$2,500.00	\$0.00	\$0.00	\$2,500.00	0.00
24330-2100-52111-0000-001752-1211-00000	CRRSA, ESSER III-Educational Retirement	\$0.00	\$858.00	\$0.00	\$0.00	\$858.00	0.00
24330-2100-52111-0000-001752-1216-00000	CRRSA, ESSER III-Educational Retirement	\$0.00	\$429.00	\$0.00	\$0.00	\$429.00	0.00
24330-2100-52111-4025-001752-1211-00000	CRRSA, ESSER III-Educational Retirement	\$943.10	\$13,587.00	\$2,357.75	\$9,902.48	\$1,326.77	17.35
24330-2100-52111-4040-001752-1211-00000	CRRSA, ESSER III-Educational Retirement	\$49.62	\$0.00	\$124.05	\$521.01	(\$645.06)	0.00
24330-2100-52112-0000-001752-1211-00000	CRRSA, ESSER III-ERA - Retiree Health	\$0.00	\$100.00	\$0.00	\$0.00	\$100.00	0.00
24330-2100-52112-0000-001752-1216-00000	CRRSA, ESSER III-ERA - Retiree Health	\$0.00	\$50.00	\$0.00	\$0.00	\$50.00	0.00
24330-2100-52112-4025-001752-1211-00000	CRRSA, ESSER III-ERA - Retiree Health	\$109.98	\$1,586.00	\$274.95	\$1,155.00	\$156.05	17.33
24330-2100-52112-4040-001752-1211-00000	CRRSA, ESSER III-ERA - Retiree Health	\$5.78	\$0.00	\$14.45	\$60.69	(\$75.14)	0.00
24330-2100-52210-0000-001752-1211-00000	CRRSA, ESSER III-FICA Payments	\$0.00	\$310.00	\$0.00	\$0.00	\$310.00	0.00
24330-2100-52210-0000-001752-1216-00000	CRRSA, ESSER III-FICA Payments	\$0.00	\$155.00	\$0.00	\$0.00	\$155.00	0.00
24330-2100-52210-4025-001752-1211-00000	CRRSA, ESSER III-FICA Payments	\$340.94	\$4,912.00	\$852.35	\$3,579.85	\$479.80	17.35
24330-2100-52210-4040-001752-1211-00000	CRRSA, ESSER III-FICA Payments	\$17.94	\$0.00	\$44.85	\$188.37	(\$233.22)	0.00
24330-2100-52220-0000-001752-1211-00000	CRRSA, ESSER III-Medicare Payments	\$0.00	\$73.00	\$0.00	\$0.00	\$73.00	0.00
24330-2100-52220-0000-001752-1216-00000	CRRSA, ESSER III-Medicare Payments	\$0.00	\$37.00	\$0.00	\$0.00	\$37.00	0.00
24330-2100-52220-4025-001752-1211-00000	CRRSA, ESSER III-Medicare Payments	\$79.74	\$1,150.00	\$199.35	\$837.26	\$113.39	17.33
24330-2100-52220-4040-001752-1211-00000	CRRSA, ESSER III-Medicare Payments	\$4.20	\$0.00	\$10.50	\$44.10	(\$54.60)	0.00
24330-2100-52311-4025-001752-1211-00000	CRRSA, ESSER III-Health and Medical Premiums	\$0.00	\$3,475.00	\$0.00	\$0.00	\$3,475.00	0.00
24330-2100-52312-4025-001752-1211-00000	CRRSA, ESSER III-Life	\$5.00	\$57.00	\$15.00	\$52.50	(\$10.50)	26.31
24330-2100-52312-4040-001752-1211-00000	CRRSA, ESSER III-Life	\$0.26	\$0.00	\$0.78	\$2.73	(\$3.51)	0.00
24330-2100-52313-4025-001752-1211-00000	CRRSA, ESSER III-Dental	\$0.00	\$207.00	\$0.00	\$0.00	\$207.00	0.00
24330-2100-52314-4025-001752-1211-00000	CRRSA, ESSER III-Vision	\$0.00	\$46.00	\$0.00	\$0.00	\$46.00	0.00
24330-2100-52500-4025-001752-1211-00000	CRRSA, ESSER III-Unemployment Compensation	\$18.14	\$96.00	\$45.35	\$80.88	(\$30.23)	47.23
24330-2100-52500-4040-001752-1211-00000	CRRSA, ESSER III-Unemployment Compensation	\$0.96	\$0.00	\$2.40	\$4.27	(\$6.67)	0.00
24330-2100-52710-4025-001752-1211-00000	CRRSA, ESSER III-Workers Compensation Premium	\$0.00	\$1,103.00	\$1,017.92	\$0.00	\$85.08	92.28
24330-2100-52710-4040-001752-1211-00000	CRRSA, ESSER III-Workers Compensation Premium	\$0.00	\$0.00	\$54.44	\$0.00	(\$54.44)	0.00
24330-2100-52720-4025-001752-1211-00000	CRRSA, ESSER III-Workers Compensation Employer's Fee	\$2.19	\$11.00	\$2.19	\$0.00	\$8.81	19.90
24330-2100-52720-4040-001752-1211-00000	CRRSA, ESSER III-Workers Compensation Employer's Fee	\$0.11	\$0.00	\$0.11	\$0.00	(\$0.11)	0.00

24330-2100-53330-0000-001752-0000-00000	CRRSA, ESSER III-Professional Development	\$0.00	\$0.00	\$0.00	\$6,635.87	(\$6,635.87)	0.00
24330-2100-53414-0000-001752-0000-00000	CRRSA, ESSER III-Other Services	\$0.00	\$9,769.00	\$0.00	\$28,856.60	(\$19,087.60)	0.00
24330-2100-56118-0000-001752-0000-00000	CRRSA, ESSER III-General Supplies and Materials	\$0.00	\$97,372.00	\$0.00	\$0.00	\$97,372.00	0.00
Subtotal of Element: Expenditure		\$7,366.42	\$222,102.00	\$19,487.59	\$112,700.46	\$89,913.95	8.77
Subtotal of Element: [Function] 2100 - Support Services-Students		\$7,366.42	\$222,102.00	\$19,487.59	\$112,700.46	\$89,913.95	8.77
24330-2200-51100-0000-001752-1211-00000	CRRSA, ESSER III-Salaries Expense	\$0.00	\$16,400.00	\$0.00	\$0.00	\$16,400.00	0.00
24330-2200-52111-0000-001752-1211-00000	CRRSA, ESSER III-Educational Retirement	\$0.00	\$2,813.00	\$0.00	\$0.00	\$2,813.00	0.00
24330-2200-52112-0000-001752-1211-00000	CRRSA, ESSER III-ERA - Retiree Health	\$0.00	\$328.00	\$0.00	\$0.00	\$328.00	0.00
24330-2200-52210-0000-001752-1211-00000	CRRSA, ESSER III-FICA Payments	\$0.00	\$1,017.00	\$0.00	\$0.00	\$1,017.00	0.00
24330-2200-52220-0000-001752-1211-00000	CRRSA, ESSER III-Medicare Payments	\$0.00	\$238.00	\$0.00	\$0.00	\$238.00	0.00
24330-2200-52311-0000-001752-1211-00000	CRRSA, ESSER III-Health and Medical Premiums	\$0.00	\$2,043.00	\$0.00	\$0.00	\$2,043.00	0.00
24330-2200-52312-0000-001752-1211-00000	CRRSA, ESSER III-Life	\$0.00	\$15.00	\$0.00	\$0.00	\$15.00	0.00
24330-2200-52313-0000-001752-1211-00000	CRRSA, ESSER III-Dental	\$0.00	\$78.00	\$0.00	\$0.00	\$78.00	0.00
24330-2200-52314-0000-001752-1211-00000	CRRSA, ESSER III-Vision	\$0.00	\$26.00	\$0.00	\$0.00	\$26.00	0.00
24330-2200-52315-0000-001752-1211-00000	CRRSA, ESSER III-Disability	\$0.00	\$72.00	\$0.00	\$0.00	\$72.00	0.00
24330-2200-52500-0000-001752-1211-00000	CRRSA, ESSER III-Unemployment Compensation	\$0.00	\$24.00	\$0.00	\$0.00	\$24.00	0.00
24330-2200-52710-0000-001752-1211-00000	CRRSA, ESSER III-Workers Compensation Premium	\$0.00	\$228.00	\$221.66	\$0.00	\$6.34	97.21
24330-2200-52720-0000-001752-1211-00000	CRRSA, ESSER III-Workers Compensation Employer's Fee	\$0.00	\$3.00	\$0.00	\$0.00	\$3.00	0.00
Subtotal of Element: Expenditure		\$0.00	\$23,285.00	\$221.66	\$0.00	\$23,063.34	0.95
Subtotal of Element: [Function] 2200 - Support Services-Instruction		\$0.00	\$23,285.00	\$221.66	\$0.00	\$23,063.34	0.95
24330-2600-56118-0000-001752-0000-00000	CRRSA, ESSER III-General Supplies and Materials	\$0.00	\$25,000.00	\$0.00	\$0.00	\$25,000.00	0.00
Subtotal of Element: Expenditure		\$0.00	\$25,000.00	\$0.00	\$0.00	\$25,000.00	0.00
Subtotal of Element: [Function] 2600 - Operation & Maintenance of Plant		\$0.00	\$25,000.00	\$0.00	\$0.00	\$25,000.00	0.00
Subtotal of Element: [Fund] 24330 - CRRSA, ESSER III		\$7,366.42	\$484,134.00	\$45,727.17	\$115,700.46	\$322,706.37	9.45
24342-2500-55913-0000-001752-0000-00000	ESSR III Round 2-Contracts - Interagency/REC	\$0.00	\$0.00	\$0.00	\$700.00	(\$700.00)	0.00
Subtotal of Element: Expenditure		\$0.00	\$0.00	\$0.00	\$700.00	(\$700.00)	0.00
Subtotal of Element: [Function] 2500 - Central Services		\$0.00	\$0.00	\$0.00	\$700.00	(\$700.00)	0.00
Subtotal of Element: [Fund] 24342 - ESSR III Round 2		\$0.00	\$0.00	\$0.00	\$700.00	(\$700.00)	0.00
26121-2100-56118-0000-001752-0000-00000	Kellogg Fund/Kellogg Foundation-General Supplies and Materials	\$0.00	\$2,500.00	\$0.00	\$0.00	\$2,500.00	0.00
Subtotal of Element: Expenditure		\$0.00	\$2,500.00	\$0.00	\$0.00	\$2,500.00	0.00

Subtotal of Element: [Function] 2100 - Support Services-Students		\$0.00	\$2,500.00	\$0.00	\$0.00	\$2,500.00	0.00
Subtotal of Element: [Fund] 26121 - Kellogg Fund/Kellogg Foundation		\$0.00	\$2,500.00	\$0.00	\$0.00	\$2,500.00	0.00
27107-2200-56114-0000-001752-0000-00000	Library GO Bonds-Library And Audio-Visual	\$0.00	\$3,318.00	\$0.00	\$0.00	\$3,318.00	0.00
Subtotal of Element: Expenditure		\$0.00	\$3,318.00	\$0.00	\$0.00	\$3,318.00	0.00
Subtotal of Element: [Function] 2200 - Support Services-Instruction		\$0.00	\$3,318.00	\$0.00	\$0.00	\$3,318.00	0.00
Subtotal of Element: [Fund] 27107 - Library GO Bonds		\$0.00	\$3,318.00	\$0.00	\$0.00	\$3,318.00	0.00
27109-1000-56111-1010-001752-0000-00000	Instructional Materials-Instructional Materials Cash - 50% Textbooks	\$0.00	\$3,019.00	\$0.00	\$0.00	\$3,019.00	0.00
Subtotal of Element: Expenditure		\$0.00	\$3,019.00	\$0.00	\$0.00	\$3,019.00	0.00
Subtotal of Element: [Function] 1000 - Instruction		\$0.00	\$3,019.00	\$0.00	\$0.00	\$3,019.00	0.00
Subtotal of Element: [Fund] 27109 - Instructional Materials		\$0.00	\$3,019.00	\$0.00	\$0.00	\$3,019.00	0.00
27408-1000-56118-4040-001752-0000-00000	K-12 Plus/ELTP Planning-General Supplies and Materials	\$0.00	\$17,500.00	\$0.00	\$0.00	\$17,500.00	0.00
Subtotal of Element: Expenditure		\$0.00	\$17,500.00	\$0.00	\$0.00	\$17,500.00	0.00
Subtotal of Element: [Function] 1000 - Instruction		\$0.00	\$17,500.00	\$0.00	\$0.00	\$17,500.00	0.00
27408-2400-56118-0000-001752-0000-00000	K-12 Plus/ELTP Planning-General Supplies and Materials	\$0.00	\$1,000.00	\$0.00	\$0.00	\$1,000.00	0.00
Subtotal of Element: Expenditure		\$0.00	\$1,000.00	\$0.00	\$0.00	\$1,000.00	0.00
Subtotal of Element: [Function] 2400 - Support Services-School Administration		\$0.00	\$1,000.00	\$0.00	\$0.00	\$1,000.00	0.00
Subtotal of Element: [Fund] 27408 - K-12 Plus/ELTP Planning		\$0.00	\$18,500.00	\$0.00	\$0.00	\$18,500.00	0.00
27502-1000-56118-3000-001752-0000-00000	Student Advisement Plan-General Supplies and Materials	\$0.00	\$9,135.00	\$0.00	\$0.00	\$9,135.00	0.00
Subtotal of Element: Expenditure		\$0.00	\$9,135.00	\$0.00	\$0.00	\$9,135.00	0.00
Subtotal of Element: [Function] 1000 - Instruction		\$0.00	\$9,135.00	\$0.00	\$0.00	\$9,135.00	0.00
Subtotal of Element: [Fund] 27502 - Student Advisement Plan		\$0.00	\$9,135.00	\$0.00	\$0.00	\$9,135.00	0.00
29102-1000-56118-1010-001752-0000-00000	Private Dir Grants (Categorical)-General Supplies and Materials	\$0.00	\$2,000.00	\$0.00	\$0.00	\$2,000.00	0.00
29102-1000-57331-1010-001752-0000-00000	Private Dir Grants (Categorical)-Fixed Assets (More Than \$5,000)	\$0.00	\$13,763.00	\$0.00	\$0.00	\$13,763.00	0.00
Subtotal of Element: Expenditure		\$0.00	\$15,763.00	\$0.00	\$0.00	\$15,763.00	0.00
Subtotal of Element: [Function] 1000 - Instruction		\$0.00	\$15,763.00	\$0.00	\$0.00	\$15,763.00	0.00
29102-2100-56118-0000-001752-0000-00000	Private Dir Grants (Categorical)-General Supplies and Materials	\$0.00	\$13,000.00	\$0.00	\$0.00	\$13,000.00	0.00
Subtotal of Element: Expenditure		\$0.00	\$13,000.00	\$0.00	\$0.00	\$13,000.00	0.00

Subtotal of Element: [Function] 2100 - Support Services-Students		\$0.00	\$13,000.00	\$0.00	\$0.00	\$13,000.00	0.00
29102-2300-56118-0000-001752-0000-00000	Private Dir Grants (Categorical)-General Supplies and Materials	\$0.00	\$0.00	\$0.00	\$350.00	(\$350.00)	0.00
Subtotal of Element: Expenditure		\$0.00	\$0.00	\$0.00	\$350.00	(\$350.00)	0.00
Subtotal of Element: [Function] 2300 - Support Services-General Administration		\$0.00	\$0.00	\$0.00	\$350.00	(\$350.00)	0.00
29102-2400-56118-0000-001752-0000-00000	Private Dir Grants (Categorical)-General Supplies and Materials	\$0.00	\$2,000.00	\$0.00	\$0.00	\$2,000.00	0.00
Subtotal of Element: Expenditure		\$0.00	\$2,000.00	\$0.00	\$0.00	\$2,000.00	0.00
Subtotal of Element: [Function] 2400 - Support Services-School Administration		\$0.00	\$2,000.00	\$0.00	\$0.00	\$2,000.00	0.00
Subtotal of Element: [Fund] 29102 - Private Dir Grants (Categorical)		\$0.00	\$30,763.00	\$0.00	\$350.00	\$30,413.00	0.00
31400-4000-57200-0000-001752-0000-00000	Special Capital Outlay-State-Buildings Purchase	\$0.00	\$801,460.00	\$0.00	\$0.00	\$801,460.00	0.00
31400-4000-57331-0000-001752-0000-00000	"Fixed Assets (more than \$5	\$0.00	\$45,000.00	\$0.00	\$0.00	\$45,000.00	0.00
Subtotal of Element: Expenditure		\$0.00	\$846,460.00	\$0.00	\$0.00	\$846,460.00	0.00
Subtotal of Element: [Function] 4000 - Capital Outlay		\$0.00	\$846,460.00	\$0.00	\$0.00	\$846,460.00	0.00
Subtotal of Element: [Fund] 31400 - Special Capital Outlay-State		\$0.00	\$846,460.00	\$0.00	\$0.00	\$846,460.00	0.00
31600-2300-53712-0000-001752-0000-00000	Capital Improvements HB-33-County Tax Collection Costs	\$4.91	\$2,827.00	\$41.34	\$0.00	\$2,785.66	1.46
Subtotal of Element: Expenditure		\$4.91	\$2,827.00	\$41.34	\$0.00	\$2,785.66	1.46
Subtotal of Element: [Function] 2300 - Support Services-General Administration		\$4.91	\$2,827.00	\$41.34	\$0.00	\$2,785.66	1.46
31600-4000-56119-0000-001752-0000-00000	Capital Improvements HB-33-Supply Assets (\$5,000 or Less)	\$0.00	\$69,371.00	\$0.00	\$0.00	\$69,371.00	0.00
31600-4000-57200-0000-001752-0000-00000	Capital Improvements HB-33-Buildings Purchase	\$0.00	\$800,000.00	\$130,000.00	\$0.00	\$670,000.00	16.25
31600-4000-57331-0000-001752-0000-00000	Capital Improvements HB-33-Fixed Assets (More Than \$5,000)	\$0.00	\$103,039.00	\$0.00	\$0.00	\$103,039.00	0.00
Subtotal of Element: Expenditure		\$0.00	\$972,410.00	\$130,000.00	\$0.00	\$842,410.00	13.37
Subtotal of Element: [Function] 4000 - Capital Outlay		\$0.00	\$972,410.00	\$130,000.00	\$0.00	\$842,410.00	13.37
Subtotal of Element: [Fund] 31600 - Capital Improvements HB-33		\$4.91	\$975,237.00	\$130,041.34	\$0.00	\$845,195.66	13.33
31700-4000-56119-0000-001752-0000-00000	Capital Improvements SB-9-Supply Assets (\$5,000 or Less)	\$0.00	\$4,443.00	\$0.00	\$0.00	\$4,443.00	0.00
Subtotal of Element: Expenditure		\$0.00	\$4,443.00	\$0.00	\$0.00	\$4,443.00	0.00
Subtotal of Element: [Function] 4000 - Capital Outlay		\$0.00	\$4,443.00	\$0.00	\$0.00	\$4,443.00	0.00
Subtotal of Element: [Fund] 31700 - Capital Improvements SB-9		\$0.00	\$4,443.00	\$0.00	\$0.00	\$4,443.00	0.00
31701-2300-53712-0000-001752-0000-00000	Capital Improvements SB-9 Local-County Tax Collection Costs	\$2.47	\$1,456.00	\$21.00	\$0.00	\$1,435.00	1.44
Subtotal of Element: Expenditure		\$2.47	\$1,456.00	\$21.00	\$0.00	\$1,435.00	1.44

Subtotal of Element: [Function] 2300 - Support Services-General Administration		\$2.47	\$1,456.00	\$21.00	\$0.00	\$1,435.00	1.44
31701-4000-56119-0000-001752-0000-00000	Capital Improvements SB-9 Local-Supply Assets (\$5,000 or Less)	\$274.90	\$25,144.00	\$274.90	\$604.71	\$24,264.39	1.09
31701-4000-57200-0000-001752-0000-00000	Capital Improvements SB-9 Local-Buildings Purchase	\$0.00	\$475,177.00	\$0.00	\$0.00	\$475,177.00	0.00
31701-4000-57331-0000-001752-0000-00000	Capital Improvements SB-9 Local-Fixed Assets (More Than \$5,000)	\$0.00	\$67,119.00	\$0.00	\$0.00	\$67,119.00	0.00
Subtotal of Element: Expenditure		\$274.90	\$567,440.00	\$274.90	\$604.71	\$566,560.39	0.05
Subtotal of Element: [Function] 4000 - Capital Outlay		\$274.90	\$567,440.00	\$274.90	\$604.71	\$566,560.39	0.05
Subtotal of Element: [Fund] 31701 - Capital Improvements SB-9 Local		\$277.37	\$568,896.00	\$295.90	\$604.71	\$567,995.39	0.05
Grand Total		\$234,046.47	\$8,690,407.00	\$798,915.63	\$2,189,158.92	\$5,702,332.45	9.19

Health Leadership High School

Statement of Revenues and Expenditures and Change in Fund Balance

Cycle: FY22-23; Fund Class: [All]; Fund Columns: [All Non-Zero Funds]; Account Expression: [All]; Include Element Value: Yes; Revenue Element: Object; Expenditure Element: Function; Begin Date: 09/01/2022; End Date: 09/30/2022

Description	11000 - Operational	24101 - Title I - IASA Entitlement	24106 - IDEA-B	24154 - Teacher/Principal Trainin	24174 - Carl D Perkins Secondary
41110 - Ad Valorem Taxes - School District	\$0.00	\$0.00	\$0.00	\$0.00	\$0.00
41701 - Fees - Activities	\$150.00	\$0.00	\$0.00	\$0.00	\$0.00
43101 - State Equalization Guarantee	\$249,442.03	\$0.00	\$0.00	\$0.00	\$0.00
43204 - Prior Year Balances	\$0.00	\$0.00	\$0.00	\$0.00	\$0.00
46100 - Access Board (e-Rate)	\$666.99	\$0.00	\$0.00	\$0.00	\$0.00
Total Revenue	\$250,259.02	\$0.00	\$0.00	\$0.00	\$0.00
1000 - Instruction	\$56,553.75	\$7,589.71	\$3,670.38	\$3,230.62	\$0.00
2100 - Support Services-Students	\$51,057.00	\$4,660.05	\$0.00	\$0.00	\$0.00
2200 - Support Services-Instruction	\$14,371.34	\$0.00	\$0.00	\$0.00	\$0.00
2300 - Support Services-General Administration	\$32,955.00	\$0.00	\$0.00	\$0.00	\$0.00
2400 - Support Services-School Administration	\$5,097.81	\$0.00	\$0.00	\$0.00	\$0.00
2500 - Central Services	\$15,489.90	\$0.00	\$0.00	\$0.00	\$0.00
2600 - Operation & Maintenance of Plant	\$31,659.87	\$0.00	\$0.00	\$0.00	\$0.00
3100 - Food Services Operations	\$62.34	\$0.00	\$0.00	\$0.00	\$0.00
4000 - Capital Outlay	\$0.00	\$0.00	\$0.00	\$0.00	\$0.00
Total Expenditure	\$207,247.01	\$12,249.76	\$3,670.38	\$3,230.62	\$0.00
Total Other Financing Sources (Uses)	\$0.00	\$0.00	\$0.00	\$0.00	\$0.00
Excess (deficiency) of revenues and other financing sources over expenditures and other financing uses	\$43,012.01	(\$12,249.76)	(\$3,670.38)	(\$3,230.62)	\$0.00
Fund Balance, Beginning of year	\$2,545,111.14	(\$35,859.36)	(\$9,909.14)	(\$1,303.05)	(\$6,945.21)
Fund Balance, End of year	\$2,588,123.15	(\$48,109.12)	(\$13,579.52)	(\$4,533.67)	(\$6,945.21)

Health Leadership High School

Statement of Revenues and Expenditures and Change in Fund Balance

Cycle: FY22-23; Fund Class: [All]; Fund Columns: [All Non-Zero Funds]; Account Expression: [All]; Include Element Value: Yes; Revenue Element: Object; Expenditure Element: Function; Begin Date: 09/01/2022; End Date: 09/30/2022

Description	24330 - CRRSA, ESSER III	31400 - Special Capital Outlay-St	31600 - Capital Improvements HB- 3	31701 - Capital Improvements SB- 9	Total
41110 - Ad Valorem Taxes - School District	\$0.00	\$0.00	\$491.60	\$247.68	\$739.28
41701 - Fees - Activities	\$0.00	\$0.00	\$0.00	\$0.00	\$150.00
43101 - State Equalization Guarantee	\$0.00	\$0.00	\$0.00	\$0.00	\$249,442.03
43204 - Prior Year Balances	\$0.00	\$19,611.69	\$0.00	\$0.00	\$19,611.69
46100 - Access Board (e-Rate)	\$0.00	\$0.00	\$0.00	\$0.00	\$666.99
Total Revenue	\$0.00	\$19,611.69	\$491.60	\$247.68	\$270,609.99
1000 - Instruction	\$0.00	\$0.00	\$0.00	\$0.00	\$71,044.46
2100 - Support Services-Students	\$7,366.42	\$0.00	\$0.00	\$0.00	\$63,083.47
2200 - Support Services-Instruction	\$0.00	\$0.00	\$0.00	\$0.00	\$14,371.34
2300 - Support Services-General Administration	\$0.00	\$0.00	\$4.91	\$2.47	\$32,962.38
2400 - Support Services-School Administration	\$0.00	\$0.00	\$0.00	\$0.00	\$5,097.81
2500 - Central Services	\$0.00	\$0.00	\$0.00	\$0.00	\$15,489.90
2600 - Operation & Maintenance of Plant	\$0.00	\$0.00	\$0.00	\$0.00	\$31,659.87
3100 - Food Services Operations	\$0.00	\$0.00	\$0.00	\$0.00	\$62.34
4000 - Capital Outlay	\$0.00	\$0.00	\$0.00	\$274.90	\$274.90
Total Expenditure	\$7,366.42	\$0.00	\$4.91	\$277.37	\$234,046.47
Total Other Financing Sources (Uses)	\$0.00	\$0.00	\$0.00	\$0.00	\$0.00
Excess (deficiency) of revenues and other financing sources over expenditures and other financing uses	(\$7,366.42)	\$19,611.69	\$486.69	(\$29.69)	\$36,563.52
Fund Balance, Beginning of year	\$0.00	(\$21,790.75)	\$791,829.52	\$434,955.48	\$3,696,088.63
Fund Balance, End of year	(\$7,366.42)	(\$2,179.06)	\$792,316.21	\$434,925.79	\$3,732,652.15

Health Leadership High School

Balance Sheet Report

Cycle: FY22-23; Fund Class: [All]; Fund Columns: [All Non-Zero Funds]; Account Expression: [All]; Balance Date: 09/30/2022; Detail: No; Created On: 10/12/2022 9:38:52 AM

Description	11000	14000	23000	24101	24106	24154	24174	24308	24309
11012 - Cash	\$2,769,599.18	\$7,244.78	\$2,442.50	(\$26,233.09)	(\$7,744.93)	(\$4,848.75)	\$0.00	\$2,767.12	(\$8,446.41)
15000 - Prepaid Expenses	\$132.34	\$0.00	\$0.00	\$0.00	\$0.00	\$0.00	\$0.00	\$0.00	\$0.00
Subtotal of Account Type: Asset	\$2,769,731.52	\$7,244.78	\$2,442.50	(\$26,233.09)	(\$7,744.93)	(\$4,848.75)	\$0.00	\$2,767.12	(\$8,446.41)
Subtotal of Account Group: Assets	\$2,769,731.52	\$7,244.78	\$2,442.50	(\$26,233.09)	(\$7,744.93)	(\$4,848.75)	\$0.00	\$2,767.12	(\$8,446.41)
23126 - Unemployment Insurance	\$260.04	\$0.00	\$0.00	\$0.00	\$0.00	\$0.00	\$0.00	\$0.00	\$0.00
23127 - Workers' Compensation (Employee)	\$0.38	\$0.00	\$0.00	\$0.00	\$0.00	\$0.00	\$0.00	\$0.00	\$0.00
23134 - State Retirement System Contributions (Employer)	\$879.46	\$0.00	\$0.00	\$0.00	\$0.00	\$0.00	\$0.00	\$0.00	\$0.00
23141 - Federal Income Tax	\$0.02	\$0.00	\$0.00	\$0.00	\$0.00	\$0.00	\$0.00	\$0.00	\$0.00
23142 - State Income Tax	\$2,830.16	\$0.00	\$0.00	\$316.06	\$86.12	\$0.00	\$0.00	\$0.00	\$0.00
23147 - Voluntary Deductions	(\$132.00)	\$0.00	\$0.00	\$0.00	\$0.00	\$0.00	\$0.00	\$0.00	\$0.00
23162 - VD - Security Benefit	\$50.00	\$0.00	\$0.00	\$0.00	\$0.00	\$0.00	\$0.00	\$0.00	\$0.00
23224 - Education Retirement	\$24,739.66	\$0.00	\$0.00	\$2,571.30	\$755.74	\$0.00	\$0.00	\$0.00	\$0.00
23225 - Health Insurance	\$13,327.69	\$0.00	\$0.00	\$929.91	\$398.61	\$0.00	\$0.00	\$12.94	\$0.00
23226 - Unemployment Insurance	\$33.25	\$0.00	\$0.00	(\$14.71)	(\$21.35)	\$0.00	\$0.00	\$0.00	\$0.00
23227 - Workers Comensation	\$184.43	\$0.00	\$0.00	\$6.56	\$2.33	\$0.00	\$0.00	\$0.00	\$0.00
23245 - Retiree Health Care	\$2,494.71	\$0.00	\$0.00	\$277.00	\$81.42	\$0.00	\$0.00	\$0.00	\$0.00
Subtotal of Account Type: Liability	\$44,667.80	\$0.00	\$0.00	\$4,086.12	\$1,302.87	\$0.00	\$0.00	\$12.94	\$0.00
32300 - Unreserved Fund Balance	\$2,545,111.14	\$7,244.78	\$2,442.50	(\$35,859.36)	(\$9,909.14)	(\$1,303.05)	(\$6,945.21)	(\$73,510.56)	(\$3,841.22)
Net Increase/Decrease	\$179,952.58	\$0.00	\$0.00	\$5,540.15	\$861.34	(\$3,545.70)	\$6,945.21	\$76,264.74	(\$4,605.19)
Subtotal of Account Type: Fund Balance/Retained Earnings	\$2,725,063.72	\$7,244.78	\$2,442.50	(\$30,319.21)	(\$9,047.80)	(\$4,848.75)	\$0.00	\$2,754.18	(\$8,446.41)
Subtotal of Account Group: Liabilities/Fund Balance	\$2,769,731.52	\$7,244.78	\$2,442.50	(\$26,233.09)	(\$7,744.93)	(\$4,848.75)	\$0.00	\$2,767.12	(\$8,446.41)

Health Leadership High School

Balance Sheet Report

Cycle: FY22-23; Fund Class: [All]; Fund Columns: [All Non-Zero Funds]; Account Expression: [All]; Balance Date: 09/30/2022; Detail: No; Created On: 10/12/2022 9:38:52 AM

Description	24316	24330	26121	26222	27109	27189	27502	28211
11012 - Cash	(\$2,754.18)	(\$43,676.76)	\$5,000.00	(\$63,545.96)	\$4,226.32	\$22.94	\$0.00	\$0.00
15000 - Prepaid Expenses	\$0.00	\$0.00	\$0.00	\$0.00	\$0.00	\$0.00	\$0.00	\$0.00
Subtotal of Account Type: Asset	(\$2,754.18)	(\$43,676.76)	\$5,000.00	(\$63,545.96)	\$4,226.32	\$22.94	\$0.00	\$0.00
Subtotal of Account Group: Assets	(\$2,754.18)	(\$43,676.76)	\$5,000.00	(\$63,545.96)	\$4,226.32	\$22.94	\$0.00	\$0.00
23126 - Unemployment Insurance	\$0.00	\$0.00	\$0.00	\$0.00	\$0.00	\$0.00	\$0.00	\$0.00
23127 - Workers' Compensation (Employee)	\$0.00	\$0.00	\$0.00	\$0.00	\$0.00	\$0.00	\$0.00	\$0.00
23134 - State Retirement System Contributions (Employer)	\$0.00	\$0.00	\$0.00	\$0.00	\$0.00	\$0.00	\$0.00	\$0.00
23141 - Federal Income Tax	\$0.00	\$0.00	\$0.00	\$0.00	\$0.00	\$0.00	\$0.00	\$0.00
23142 - State Income Tax	\$0.00	\$207.38	\$0.00	\$0.00	\$0.00	\$0.00	\$0.00	\$0.00
23147 - Voluntary Deductions	\$0.00	\$0.00	\$0.00	\$0.00	\$0.00	\$0.00	\$0.00	\$0.00
23162 - VD - Security Benefit	\$0.00	\$0.00	\$0.00	\$0.00	\$0.00	\$0.00	\$0.00	\$0.00
23224 - Education Retirement	\$0.00	\$1,612.08	\$0.00	\$0.00	\$0.00	\$0.00	\$0.00	\$0.00
23225 - Health Insurance	\$0.00	\$5.26	\$0.00	\$0.00	\$0.00	\$22.94	\$0.00	\$0.00
23226 - Unemployment Insurance	\$0.00	\$47.75	\$0.00	\$0.00	\$0.00	\$0.00	\$0.00	\$0.00
23227 - Workers Comensation	\$0.00	\$4.30	\$0.00	\$0.00	\$0.00	\$0.00	\$0.00	\$0.00
23245 - Retiree Health Care	\$0.00	\$173.64	\$0.00	\$0.00	\$0.00	\$0.00	\$0.00	\$0.00
Subtotal of Account Type: Liability	\$0.00	\$2,050.41	\$0.00	\$0.00	\$0.00	\$22.94	\$0.00	\$0.00
32300 - Unreserved Fund Balance	(\$2,754.18)	\$0.00	\$5,000.00	(\$63,545.96)	\$4,226.32	\$0.00	(\$18,686.47)	(\$18,577.98)
Net Increase/Decrease	\$0.00	(\$45,727.17)	\$0.00	\$0.00	\$0.00	\$0.00	\$18,686.47	\$18,577.98
Subtotal of Account Type: Fund Balance/Retained Earnings	(\$2,754.18)	(\$45,727.17)	\$5,000.00	(\$63,545.96)	\$4,226.32	\$0.00	\$0.00	\$0.00
Subtotal of Account Group: Liabilities/Fund Balance	(\$2,754.18)	(\$43,676.76)	\$5,000.00	(\$63,545.96)	\$4,226.32	\$22.94	\$0.00	\$0.00

Health Leadership High School

Balance Sheet Report

Cycle: FY22-23; Fund Class: [All]; Fund Columns: [All Non-Zero Funds]; Account Expression: [All]; Balance Date: 09/30/2022; Detail: No; Created On: 10/12/2022 9:38:52 AM

Description	29102	31400	31600	31700	31701	31703	Total
11012 - Cash	\$28,775.12	(\$2,179.06)	\$665,922.51	\$755.90	\$436,760.12	\$17,981.25	\$3,782,068.60
15000 - Prepaid Expenses	\$0.00	\$0.00	\$0.00	\$0.00	\$0.00	\$0.00	\$132.34
Subtotal of Account Type: Asset	\$28,775.12	(\$2,179.06)	\$665,922.51	\$755.90	\$436,760.12	\$17,981.25	\$3,782,200.94
Subtotal of Account Group: Assets	\$28,775.12	(\$2,179.06)	\$665,922.51	\$755.90	\$436,760.12	\$17,981.25	\$3,782,200.94
23126 - Unemployment Insurance	\$0.00	\$0.00	\$0.00	\$0.00	\$0.00	\$0.00	\$260.04
23127 - Workers' Compensation (Employee)	\$0.00	\$0.00	\$0.00	\$0.00	\$0.00	\$0.00	\$0.38
23134 - State Retirement System Contributions (Employer)	\$0.00	\$0.00	\$0.00	\$0.00	\$0.00	\$0.00	\$879.46
23141 - Federal Income Tax	\$0.00	\$0.00	\$0.00	\$0.00	\$0.00	\$0.00	\$0.02
23142 - State Income Tax	\$0.00	\$0.00	\$0.00	\$0.00	\$0.00	\$0.00	\$3,439.72
23147 - Voluntary Deductions	\$0.00	\$0.00	\$0.00	\$0.00	\$0.00	\$0.00	(\$132.00)
23162 - VD - Security Benefit	\$0.00	\$0.00	\$0.00	\$0.00	\$0.00	\$0.00	\$50.00
23224 - Education Retirement	\$0.00	\$0.00	\$0.00	\$0.00	\$0.00	\$0.00	\$29,678.78
23225 - Health Insurance	\$0.00	\$0.00	\$0.00	\$0.00	\$0.00	\$0.00	\$14,697.35
23226 - Unemployment Insurance	\$0.00	\$0.00	\$0.00	\$0.00	\$0.00	\$0.00	\$44.94
23227 - Workers Comensation	\$0.00	\$0.00	\$0.00	\$0.00	\$0.00	\$0.00	\$197.62
23245 - Retiree Health Care	\$0.00	\$0.00	\$0.00	\$0.00	\$0.00	\$0.00	\$3,026.77
Subtotal of Account Type: Liability	\$0.00	\$0.00	\$0.00	\$0.00	\$0.00	\$0.00	\$52,143.08
32300 - Unreserved Fund Balance	\$28,775.12	(\$21,790.75)	\$791,829.52	\$755.90	\$434,955.48	\$17,981.25	\$3,581,598.13
Net Increase/Decrease	\$0.00	\$19,611.69	(\$125,907.01)	\$0.00	\$1,804.64	\$0.00	\$148,459.73
Subtotal of Account Type: Fund Balance/Retained Earnings	\$28,775.12	(\$2,179.06)	\$665,922.51	\$755.90	\$436,760.12	\$17,981.25	\$3,730,057.86
Subtotal of Account Group: Liabilities/Fund Balance	\$28,775.12	(\$2,179.06)	\$665,922.51	\$755.90	\$436,760.12	\$17,981.25	\$3,782,200.94