

**Health Leadership High School  
Financial Update  
November 30, 2022**

**A. BARs**

	<u>BAR #</u>	<u>Fund Description</u>	<u>Reason/Type</u>	<u>Amount</u>
1	2223-0012-I	24308 - CRRSA ESSER II	Increase	\$ 21,330
2	2223-0013-IB	14000 - Total Instructional Materials	Initial Budget	\$ 7,245
3	2223-0014-I	27109 - Instructional Materials Special Appropriation	Increase	\$ 1,208
4	2223-0015-D	29102 - Prival Dir Grants Categorical	Decrease	\$ (1,988)
5	2223-0016-IB	31200 - Public School Capital Outlay	Initial Budget	\$ 197,375
6	2223-0017-M	11000 - Operational	1000 Function Maintenance	\$ -
7	2223-0018-T	11000 - Operational	Transfer	\$ -
8	2223-0019-T	11000 - Operational	Transfer	\$ -
9	2223-0020-M	11000 - Operational	2XXX Function Maintenance	\$ -
10	2223-0021-M	24101 - Title I ESEA	1000 Function Maintenance	\$ -
11	2223-0022-M	24101 - Title I ESEA	2XXX Function Maintenance	\$ -
12	2223-0023-IB	27552 - CTE State Wide Innovation Zones	Initial Budget	\$ 300,550
13	2223-0024-M	28211 - NM Schools Covid 19 Testing Program	2XXX Function Maintenance	\$ -

**B. Payroll & Accounts Payable Payment Vouchers**

1 October 2022

**C. Financial Statement Reports - as of October 31, 2022**

1 Recommended Change  
2 Financial Analysis  
3 Bank Reconciliations

**D. Other**

Must submit backup for all BARs,  
except transfers of funds for SEG or  
direct grants

**STATE OF NEW MEXICO**  
**PUBLIC EDUCATION DEPARTMENT**  
300 Don Gaspar Santa Fe, NM 87501-2786  
**Budget Adjustment Request**

Doc. ID: 001-752-2223-0012-I

Fund Type: Flowthrough

Adjustment Type: Increase

Fiscal Year: 2022-2023

Entity Name: Health Leadership High School

Adjustment Changes Intent/Scope of Program Yes or No?: No

Contact: Jolene Jaramillo, Business Manager

Total Approved Budget (Flowthrough):

Phone: (505) 429-1080

Email: jolene@k12accounting.com

<b>FLOWTHROUGH ONLY</b>	Budget Period: 07/01/2022	To: 06/30/2023
A. Approved Carryover:		
B. Total Current Year Allocation:		
D. Total Funding Available:		

Revenue 24308.0000.41924 \$21,330

Fund	Function	Object	Program	Location	Job Class	Present Budget	Adj Amt Exp	Adj Budget	ADD'L FTE
24308 CRRSA, ESSER II	2100 Support Services-Students	53414 Other Services	0000 No Program	001752 Health Leadership High School	0000 No Job Class		\$21,330	\$21,330	
						Sub Total	\$21,330		
						Indirect Cost			
						<b>DOC. TOTAL</b>	\$21,330		

**Justification:**

Increase

Compliance with Sections 10-15-1 and 22-8-12, NMSA, 1978 Compilation:

A. The requested budget/changes were authorized at a scheduled Board of Education or Governance Council meeting open to the public on:

B. Justification for the transfer: Explanation such as "underbudgeted", "insufficient budget", or "needed to close out Project" ARE NOT ACCEPTABLE. Attach additional sheets if necessary.

ALL TRANSFER BARS MUST NET OUT TO ZERO ON THE DOC. TOTAL LINE.

Must submit backup for all BARs,  
except transfers of funds for SEG or  
direct grants

**STATE OF NEW MEXICO**  
**PUBLIC EDUCATION DEPARTMENT**  
300 Don Gaspar Santa Fe, NM 87501-2786  
**Budget Adjustment Request**

Doc. ID: 001-752-2223-0013-IB

Fund Type: Flowthrough

Adjustment Type: Initial Budget

Fiscal Year: 2022-2023

Entity Name: Health Leadership High School

Adjustment Changes Intent/Scope of Program Yes or No?: No

Contact: Jolene Jaramillo, Business Manager

Total Approved Budget (Flowthrough):

Phone: (505) 429-1080

Email: jolene@k12accounting.com

<b>FLOWTHROUGH ONLY</b>	Budget Period: 07/01/2022	To: 06/30/2023
A. Approved Carryover:		
B. Total Current Year Allocation:		
D. Total Funding Available:		

Revenue 14000.0000.11112 \$7,245

Fund	Function	Object	Program	Location	Job Class	Present Budget	Adj Amt Exp	Adj Budget	ADD'L FTE
14000 Total Instructional Materials Sub-Fund	1000 Instruction	56111 Instructional Materials Cash - 50% Textbooks	1010 Regular Education (PreK-12) Programs	001752 Health Leadership High School	0000 No Job Class		\$7,245	\$7,245	
						Sub Total	\$7,245		
						<b>Indirect Cost</b>			
						<b>DOC. TOTAL</b>	\$7,245		

**Justification:**

Initial budget.

Compliance with Sections 10-15-1 and 22-8-12, NMSA, 1978 Compilation:

A. The requested budget/changes were authorized at a scheduled Board of Education or Governance Council meeting open to the public on:

B. Justification for the transfer: Explanation such as "underbudgeted", "insufficient budget", or "needed to close out Project" ARE NOT ACCEPTABLE. Attach additional sheets if necessary.

ALL TRANSFER BARS MUST NET OUT TO ZERO ON THE DOC. TOTAL LINE.

Must submit backup for all BARs,  
except transfers of funds for SEG or  
direct grants

**STATE OF NEW MEXICO**  
**PUBLIC EDUCATION DEPARTMENT**  
300 Don Gaspar Santa Fe, NM 87501-2786  
**Budget Adjustment Request**

Doc. ID: 001-752-2223-0014-I

Fund Type: Flowthrough

Adjustment Type: Increase

Fiscal Year: 2022-2023

Entity Name: Health Leadership High School

Adjustment Changes Intent/Scope of Program Yes or No?: No

Contact: Jolene Jaramillo, Business Manager

Total Approved Budget (Flowthrough):

Phone: (505) 429-1080

Email: jolene@k12accounting.com

<b>FLOWTHROUGH ONLY</b>	Budget Period: 07/01/2022	To: 06/30/2023
A. Approved Carryover:		
B. Total Current Year Allocation:		
D. Total Funding Available:		

Revenue 27109.0000.11112 \$1,208

Fund	Function	Object	Program	Location	Job Class	Present Budget	Adj Amt Exp	Adj Budget	ADD'L FTE
27109	2200 Support Services-Instruction	56114 Library And Audio-Visual	0000 No Program	001752 Health Leadership High School	0000 No Job Class		\$1,208	\$1,208	
						Sub Total	\$1,208		
						Indirect Cost			
						<b>DOC. TOTAL</b>	\$1,208		

**Justification:**

Increase

Compliance with Sections 10-15-1 and 22-8-12, NMSA, 1978 Compilation:

A. The requested budget/changes were authorized at a scheduled Board of Education or Governance Council meeting open to the public on:

B. Justification for the transfer: Explanation such as "underbudgeted", "insufficient budget", or "needed to close out Project" ARE NOT ACCEPTABLE. Attach additional sheets if necessary.

ALL TRANSFER BARS MUST NET OUT TO ZERO ON THE DOC. TOTAL LINE.

Must submit backup for all BARs,  
except transfers of funds for SEG or  
direct grants

**STATE OF NEW MEXICO**  
**PUBLIC EDUCATION DEPARTMENT**  
300 Don Gaspar Santa Fe, NM 87501-2786  
**Budget Adjustment Request**

Doc. ID: 001-752-2223-0015-D

Fund Type: Direct Grant

Adjustment Type: Decrease

Fiscal Year: 2022-2023

Entity Name: Health Leadership High School

Adjustment Changes Intent/Scope of Program Yes or No?: No

Contact: Jolene Jaramillo, Business Manager

Total Approved Budget (Flowthrough):

Phone: (505) 429-1080

Email: jolene@k12accounting.com

<b>FLOWTHROUGH ONLY</b>	
Budget Period: Jul 1 2022 12:00AM	To: Jun 30 2023 12:00AM
A. Approved Carryover:	
B. Total Current Year Allocation:	
D. Total Funding Available:	

Revenue 29102.0000.11112 (\$1,988)

Fund	Function	Object	Program	Location	Job Class	Present Budget	Adj Amt Exp	Adj Budget	ADD'L FTE
29102 Private Dir Grants (Categori- cal)	1000 Instruction	57331 Fixed Assets (more than \$5,000)	1010 Regular Education (PreK-12) Programs	001752 Health Leadership High School	0000 No Job Class	\$13,763	(\$1,988)	\$11,775	
Sub Total							(\$1,988)		
Indirect Cost									
<b>DOC. TOTAL</b>							(\$1,988)		

**Justification:**

Decrease

Compliance with Sections 10-15-1 and 22-8-12, NMSA, 1978 Compilation:

A. The requested budget/changes were authorized at a scheduled Board of Education or Governance Council meeting open to the public on:

B. Justification for the transfer: Explanation such as "underbudgeted", "insufficient budget", or "needed to close out Project" ARE NOT ACCEPTABLE. Attach additional sheets if necessary.

ALL TRANSFER BARS MUST NET OUT TO ZERO ON THE DOC. TOTAL LINE.

Must submit backup for all BARs,  
except transfers of funds for SEG or  
direct grants

**STATE OF NEW MEXICO**  
**PUBLIC EDUCATION DEPARTMENT**  
300 Don Gaspar Santa Fe, NM 87501-2786  
**Budget Adjustment Request**

Doc. ID: 001-752-2223-0016-IB

Fund Type: General Fund / Capital  
Outlay / Debt Service

Adjustment Type: Initial Budget

Fiscal Year: 2022-2023

Entity Name: Health Leadership High School

Adjustment Changes Intent/Scope of Program Yes or No?: No

Contact: Jolene Jaramillo, Business Manager

Total Approved Budget (Flowthrough):

Phone: (505) 429-1080

Email: jolene@k12accounting.com

<b>FLOWTHROUGH ONLY</b>	<b>Budget Period:</b> Jul 1 2022 12:00AM	<b>To:</b> Jun 30 2023 12:00AM
<b>A. Approved Carryover:</b>		
<b>B. Total Current Year Allocation:</b>		
<b>D. Total Funding Available:</b>		

Revenue 31200.0000.43209 \$197,375

Fund	Function	Object	Program	Location	Job Class	Present Budget	Adj Amt Exp	Adj Budget	ADD'L FTE
31200 Public School Capital Outlay	4000 Capital Outlay	54610 Rental - Land and Buildings	0000 No Program	001752 Health Leadership High School	0000 No Job Class		\$197,375	\$197,375	
Sub Total							\$197,375		
Indirect Cost									
<b>DOC. TOTAL</b>							\$197,375		

**Justification:**

To budget for lease assistance award.

Compliance with Sections 10-15-1 and 22-8-12, NMSA, 1978 Compilation:

A. The requested budget/changes were authorized at a scheduled Board of Education or Governance Council meeting open to the public on:

B. Justification for the transfer: Explanation such as "underbudgeted", "insufficient budget", or "needed to close out Project" ARE NOT ACCEPTABLE. Attach additional sheets if necessary.

ALL TRANSFER BARS MUST NET OUT TO ZERO ON THE DOC. TOTAL LINE.

Must submit backup for all BARs, except transfers of funds for SEG or direct grants

**STATE OF NEW MEXICO**  
**PUBLIC EDUCATION DEPARTMENT**  
 300 Don Gaspar Santa Fe, NM 87501-2786  
**Budget Adjustment Request**

Doc. ID: 001-752-2223-0017-M

Fund Type: General Fund / Capital Outlay / Debt Service

Adjustment Type: Maintenance

Fiscal Year: 2022-2023

Entity Name: Health Leadership High School

Adjustment Changes Intent/Scope of Program Yes or No?: No

Contact: Jolene Jaramillo, Business Manager

Total Approved Budget (Flowthrough):

Phone: (505) 429-1080

Email: jolene@k12accounting.com

<b>FLOWTHROUGH ONLY</b>	<b>Budget Period:</b> Jul 1 2022 12:00AM	<b>To:</b> Jun 30 2023 12:00AM
<b>A. Approved Carryover:</b>		
<b>B. Total Current Year Allocation:</b>		
<b>D. Total Funding Available:</b>		

Fund	Function	Object	Program	Location	Job Class	Present Budget	Adj Amt Exp	Adj Budget	ADD'L FTE
11000 Operational	1000 Instruction	51100 Salaries Expense	1010 Regular Education (PreK-12) Programs	001752 Health Leadership High School	1411 Teachers-Grades 1-12	\$441,850	(\$17,668)	\$424,182	(0.10)
11000 Operational	1000 Instruction	56118 General Supplies and Materials	4040 Extended Learning Time Programs	001752 Health Leadership High School	0000 No Job Class	\$73,887	(\$815)	\$73,072	
11000 Operational	1000 Instruction	51100 Salaries Expense	0000 No Program	001752 Health Leadership High School	1612 Substitutes-Other Leave		\$540	\$540	
11000 Operational	1000 Instruction	51300 Additional Compensation	1010 Regular Education (PreK-12) Programs	001752 Health Leadership High School	1411 Teachers-Grades 1-12	\$3,500	\$16,013	\$19,513	
11000 Operational	1000 Instruction	52111 Educational Retirement	4040 Extended Learning Time Programs	001752 Health Leadership High School	1412 Teachers-Special Education	\$560	\$355	\$915	
11000 Operational	1000 Instruction	52112 ERA - Retiree Health	4040 Extended Learning Time Programs	001752 Health Leadership High School	1412 Teachers-Special Education	\$66	\$41	\$107	
11000 Operational	1000 Instruction	52210 FICA Payments	0000 No Program	001752 Health Leadership High School	1612 Substitutes-Other Leave		\$34	\$34	
11000 Operational	1000 Instruction	52220 Medicare Payments	4040 Extended Learning Time Programs	001752 Health Leadership High School	1412 Teachers-Special Education	\$48	\$26	\$74	
11000 Operational	1000 Instruction	52220 Medicare Payments	0000 No Program	001752 Health Leadership High School	1612 Substitutes-Other Leave		\$8	\$8	
11000 Operational	1000 Instruction	52311 Health and Medical Premiums	4040 Extended Learning Time Programs	001752 Health Leadership High School	1412 Teachers-Special Education	\$24	\$447	\$471	
11000 Operational	1000 Instruction	52312 Life	4040 Extended Learning Time Programs	001752 Health Leadership High School	1412 Teachers-Special Education	\$3	\$5	\$8	
11000 Operational	1000 Instruction	52312 Life	2000 Special Programs	001752 Health Leadership High School	1412 Teachers-Special Education	\$77	\$23	\$100	
11000 Operational	1000 Instruction	52313 Dental	4040 Extended Learning Time Programs	001752 Health Leadership High School	1412 Teachers-Special Education	\$11	\$12	\$23	
11000 Operational	1000 Instruction	52314 Vision	4040 Extended Learning Time Programs	001752 Health Leadership High School	1412 Teachers-Special Education	\$3	\$2	\$5	
11000 Operational	1000 Instruction	52500 Unemployment Compensation	0000 No Program	001752 Health Leadership High School	1612 Substitutes-Other Leave		\$2	\$2	
11000 Operational	1000 Instruction	52500 Unemployment Compensation	2000 Special Programs	001752 Health Leadership High School	1412 Teachers-Special Education	\$129	\$18	\$147	
11000 Operational	1000 Instruction	52500 Unemployment Compensation	4040 Extended Learning Time Programs	001752 Health Leadership High School	1412 Teachers-Special Education	\$5	\$6	\$11	

11000 Operational	1000 Instruction	52710 Workers Compensation Premium	0000 No Program	001752 Health Leadership High School	1611 Substitutes- Sick Leave		\$136	<del>\$136</del>	8 of 59
11000 Operational	1000 Instruction	55915 Other Contract Services	1010 Regular Education (PreK-12) Programs	001752 Health Leadership High School	0000 No Job Class	\$6,226	\$212	\$6,438	
11000 Operational	1000 Instruction	56118 General Supplies and Materials	1010 Regular Education (PreK-12) Programs	001752 Health Leadership High School	0000 No Job Class	\$3,721	\$603	\$4,324	
Sub Total							\$0		(0.10)
Indirect Cost									
DOC. TOTAL							\$0		

**Justification:**

Function Maintenance

Compliance with Sections 10-15-1 and 22-8-12, NMSA, 1978 Compilation:

A. The requested budget/changes were authorized at a scheduled Board of Education or Governance Council meeting open to the public on:

B. Justification for the transfer: Explanation such as "underbudgeted", "insufficient budget", or "needed to close out Project" ARE NOT ACCEPTABLE. Attach additional sheets if necessary.

ALL TRANSFER BARS MUST NET OUT TO ZERO ON THE DOC. TOTAL LINE.



Must submit backup for all BARs, except transfers of funds for SEG or direct grants

**STATE OF NEW MEXICO**  
**PUBLIC EDUCATION DEPARTMENT**  
 300 Don Gaspar Santa Fe, NM 87501-2786  
**Budget Adjustment Request**

**Doc. ID:** 001-752-2223-0018-T  
**Fund Type:** General Fund / Capital Outlay / Debt Service  
**Adjustment Type:** Transfer

**Fiscal Year:** 2022-2023

**Entity Name:** Health Leadership High School

**Adjustment Changes Intent/Scope of Program Yes or No?:** No

**Contact:** Jolene Jaramillo, Business Manager

**Total Approved Budget (Flowthrough):**

**Phone:** (505) 429-1080

**Email:** jolene@k12accounting.com

<b>FLOWTHROUGH ONLY</b>	
<b>Budget Period:</b> Jul 1 2022 12:00AM	<b>To:</b> Jun 30 2023 12:00AM
<b>A. Approved Carryover:</b>	
<b>B. Total Current Year Allocation:</b>	
<b>D. Total Funding Available:</b>	

Fund	Function	Object	Program	Location	Job Class	Present Budget	Adj Amt Exp	Adj Budget	ADD'L FTE
11000 Operational	4000 Capital Outlay	57200 Buildings Purchase	0000 No Program	001752 Health Leadership High School	0000 No Job Class	\$1,660,000	(\$35,927)	\$1,624,073	
11000 Operational	2100 Support Services-Students	53211 Diagnosticians - Contracted	2000 Special Programs	001752 Health Leadership High School	0000 No Job Class	\$10,992	\$25,032	\$36,024	
11000 Operational	2100 Support Services-Students	53212 Speech Therapists - Contracted	2000 Special Programs	001752 Health Leadership High School	0000 No Job Class	\$8,500	\$4,587	\$13,087	
11000 Operational	2600 Operation & Maintenance of Plant	53711 Other Charges	0000 No Program	001752 Health Leadership High School	0000 No Job Class	\$25	\$6,308	\$6,333	
Sub Total							\$0		
Indirect Cost									
<b>DOC. TOTAL</b>							<b>\$0</b>		

**Justification:**

Transfer

Compliance with Sections 10-15-1 and 22-8-12, NMSA, 1978 Compilation:

A. The requested budget/changes were authorized at a scheduled Board of Education or Governance Council meeting open to the public on:

B. Justification for the transfer: Explanation such as "underbudgeted", "insufficient budget", or "needed to close out Project" ARE NOT ACCEPTABLE. Attach additional sheets if necessary.

ALL TRANSFER BARS MUST NET OUT TO ZERO ON THE DOC. TOTAL LINE.

Must submit backup for all BARs,  
except transfers of funds for SEG or  
direct grants

**STATE OF NEW MEXICO**  
**PUBLIC EDUCATION DEPARTMENT**  
300 Don Gaspar Santa Fe, NM 87501-2786  
**Budget Adjustment Request**

Doc. ID: 001-752-2223-0019-T

Fund Type: General Fund / Capital  
Outlay / Debt Service

Adjustment Type: Transfer

Fiscal Year: 2022-2023

Entity Name: Health Leadership High School

Adjustment Changes Intent/Scope of Program Yes or No?: No

Contact: Jolene Jaramillo, Business Manager

Total Approved Budget (Flowthrough):

Phone: (505) 429-1080

Email: jolene@k12accounting.com

**FLOWTHROUGH ONLY**

Budget Period: Jul 1 2022 12:00AM

To: Jun 30 2023 12:00AM

A. Approved Carryover:

B. Total Current Year Allocation:

D. Total Funding Available:

Fund	Function	Object	Program	Location	Job Class	Present Budget	Adj Amt Exp	Adj Budget	ADD'L FTE
11000 Operational	2400 Support Services-School Administration	52111 Educational Retirement	0000 No Program	001752 Health Leadership High School	1217 Secretarial/Clerical/Technical Assistants	\$6,569	(\$769)	\$5,800	
11000 Operational	3100 Food Services Operations	53711 Other Charges	0000 No Program	001752 Health Leadership High School	0000 No Job Class		\$214	\$214	
11000 Operational	3100 Food Services Operations	56116 Food	0000 No Program	001752 Health Leadership High School	0000 No Job Class	\$500	\$500	\$1,000	
11000 Operational	3100 Food Services Operations	56117 Non-Food	0000 No Program	001752 Health Leadership High School	0000 No Job Class		\$55	\$55	
Sub Total							\$0		
Indirect Cost									
<b>DOC. TOTAL</b>							\$0		

**Justification:**

Transfer

Compliance with Sections 10-15-1 and 22-8-12, NMSA, 1978 Compilation:

A. The requested budget/changes were authorized at a scheduled Board of Education or Governance Council meeting open to the public on:

B. Justification for the transfer: Explanation such as "underbudgeted", "insufficient budget", or "needed to close out Project" ARE NOT ACCEPTABLE. Attach additional sheets if necessary.

ALL TRANSFER BARS MUST NET OUT TO ZERO ON THE DOC. TOTAL LINE.

Must submit backup for all BARs, except transfers of funds for SEG or direct grants

**STATE OF NEW MEXICO  
PUBLIC EDUCATION DEPARTMENT  
300 Don Gaspar Santa Fe, NM 87501-2786  
Budget Adjustment Request**

Doc. ID: 001-752-2223-0020-M

Fund Type: General Fund / Capital Outlay / Debt Service

Adjustment Type: Maintenance

Fiscal Year: 2022-2023

Entity Name: Health Leadership High School

Adjustment Changes Intent/Scope of Program Yes or No?: No

Contact: Jolene Jaramillo, Business Manager

Total Approved Budget (Flowthrough):

Phone: (505) 429-1080

Email: jolene@k12accounting.com

<b>FLOWTHROUGH ONLY</b>	
Budget Period: Jul 1 2022 12:00AM	To: Jun 30 2023 12:00AM
A. Approved Carryover:	
B. Total Current Year Allocation:	
D. Total Funding Available:	

Fund	Function	Object	Program	Location	Job Class	Present Budget	Adj Amt Exp	Adj Budget	ADD'L FTE
11000 Operational	2100 Support Services-Students	51100 Salaries Expense	4040 Extended Learning Time Programs	001752 Health Leadership High School	1214 Guidance Counselors/Social Workers	\$7,556	(\$1,700)	\$5,856	
11000 Operational	2100 Support Services-Students	51300 Additional Compensation	2000 Special Programs	001752 Health Leadership High School	1214 Guidance Counselors/Social Workers	\$3,865	(\$500)	\$3,365	
11000 Operational	2100 Support Services-Students	52210 FICA Payments	0000 No Program	001752 Health Leadership High School	1218 School/Student Support	\$5,580	(\$5,580)		
11000 Operational	2100 Support Services-Students	52210 FICA Payments	2000 Special Programs	001752 Health Leadership High School	1211 Coordinator/Subject Matter Specialist	\$3,515	(\$105)	\$3,410	
11000 Operational	2100 Support Services-Students	52210 FICA Payments	2000 Special Programs	001752 Health Leadership High School	1214 Guidance Counselors/Social Workers	\$5,127	(\$412)	\$4,715	
11000 Operational	2100 Support Services-Students	52220 Medicare Payments	0000 No Program	001752 Health Leadership High School	1218 School/Student Support	\$1,305	(\$1,305)		
11000 Operational	2100 Support Services-Students	52220 Medicare Payments	2000 Special Programs	001752 Health Leadership High School	1214 Guidance Counselors/Social Workers	\$1,200	(\$120)	\$1,080	
11000 Operational	2100 Support Services-Students	52311 Health and Medical Premiums	0000 No Program	001752 Health Leadership High School	1218 School/Student Support	\$14,027	(\$12,054)	\$1,973	
11000 Operational	2100 Support Services-Students	52311 Health and Medical Premiums	2000 Special Programs	001752 Health Leadership High School	1211 Coordinator/Subject Matter Specialist	\$6,127	(\$2,790)	\$3,337	
11000 Operational	2100 Support Services-Students	52313 Dental	0000 No Program	001752 Health Leadership High School	1218 School/Student Support	\$616	(\$401)	\$215	
11000 Operational	2100 Support Services-Students	52314 Vision	0000 No Program	001752 Health Leadership High School	1218 School/Student Support	\$102	(\$31)	\$71	
11000 Operational	2100 Support Services-Students	52315 Disability	2000 Special Programs	001752 Health Leadership High School	1211 Coordinator/Subject Matter Specialist	\$216	(\$41)	\$175	
11000 Operational	2100 Support Services-Students	52710 Workers Compensation Premium	0000 No Program	001752 Health Leadership High School	1211 Coordinator/Subject Matter Specialist	\$2,031	(\$56)	\$1,975	
11000 Operational	2100 Support Services-Students	52710 Workers Compensation Premium	0000 No Program	001752 Health Leadership High School	1216 Health Assistants	\$174	(\$4)	\$170	
11000 Operational	2100 Support Services-Students	53414 Other Services	0000 No Program	001752 Health Leadership High School	0000 No Job Class	\$18,334	(\$18,334)		
11000 Operational	2400 Support Services-School Administration	52111 Educational Retirement	0000 No Program	001752 Health Leadership High School	1217 Secretarial/Clerical/Technical Assistants	\$6,569	(\$102)	\$6,467	

11000 Operational	2600 Operation & Maintenance of Plant	54610 Rental - Land and Buildings	0000 No Program	001752 Health Leadership High School	0000 No Job Class	\$240,960	(\$24,951)	\$216,009	Page 2 of 59
11000 Operational	2100 Support Services-Students	51100 Salaries Expense	4025 At-Risk Special Programs	001752 Health Leadership High School	1214 Guidance Counselors/Social Workers	\$30,030	\$1,700	\$31,730	
11000 Operational	2100 Support Services-Students	51300 Additional Compensation	0000 No Program	001752 Health Leadership High School	1211 Coordinator/Subject Matter Specialist	\$3,000	\$500	\$3,500	
11000 Operational	2100 Support Services-Students	52111 Educational Retirement	0000 No Program	001752 Health Leadership High School	1211 Coordinator/Subject Matter Specialist	\$39,639	\$633	\$40,272	
11000 Operational	2100 Support Services-Students	52111 Educational Retirement	4025 At-Risk Special Programs	001752 Health Leadership High School	1214 Guidance Counselors/Social Workers	\$5,150	\$292	\$5,442	
11000 Operational	2100 Support Services-Students	52112 ERA - Retiree Health	0000 No Program	001752 Health Leadership High School	1211 Coordinator/Subject Matter Specialist	\$4,623	\$74	\$4,697	
11000 Operational	2100 Support Services-Students	52112 ERA - Retiree Health	4025 At-Risk Special Programs	001752 Health Leadership High School	1214 Guidance Counselors/Social Workers	\$601	\$34	\$635	
11000 Operational	2100 Support Services-Students	52210 FICA Payments	0000 No Program	001752 Health Leadership High School	1211 Coordinator/Subject Matter Specialist	\$9,242	\$4,230	\$13,472	
11000 Operational	2100 Support Services-Students	52210 FICA Payments	0000 No Program	001752 Health Leadership High School	1217 Secretarial/Clerical/Technical Assistants	\$1,550	\$1,455	\$3,005	
11000 Operational	2100 Support Services-Students	52210 FICA Payments	4025 At-Risk Special Programs	001752 Health Leadership High School	1214 Guidance Counselors/Social Workers	\$1,630	\$242	\$1,872	
11000 Operational	2100 Support Services-Students	52210 FICA Payments	4040 Extended Learning Time Programs	001752 Health Leadership High School	1211 Coordinator/Subject Matter Specialist		\$170	\$170	
11000 Operational	2100 Support Services-Students	52220 Medicare Payments	0000 No Program	001752 Health Leadership High School	1211 Coordinator/Subject Matter Specialist	\$2,162	\$989	\$3,151	
11000 Operational	2100 Support Services-Students	52220 Medicare Payments	0000 No Program	001752 Health Leadership High School	1217 Secretarial/Clerical/Technical Assistants	\$363	\$340	\$703	
11000 Operational	2100 Support Services-Students	52220 Medicare Payments	4025 At-Risk Special Programs	001752 Health Leadership High School	1214 Guidance Counselors/Social Workers	\$382	\$56	\$438	
11000 Operational	2100 Support Services-Students	52220 Medicare Payments	4040 Extended Learning Time Programs	001752 Health Leadership High School	1211 Coordinator/Subject Matter Specialist		\$40	\$40	
11000 Operational	2100 Support Services-Students	52311 Health and Medical Premiums	0000 No Program	001752 Health Leadership High School	1211 Coordinator/Subject Matter Specialist	\$10,970	\$12,054	\$23,024	
11000 Operational	2100 Support Services-Students	52311 Health and Medical Premiums	2000 Special Programs	001752 Health Leadership High School	1214 Guidance Counselors/Social Workers	\$13,326	\$493	\$13,819	
11000 Operational	2100 Support Services-Students	52311 Health and Medical Premiums	4025 At-Risk Special Programs	001752 Health Leadership High School	1214 Guidance Counselors/Social Workers	\$166	\$2,035	\$2,201	
11000 Operational	2100 Support Services-Students	52311 Health and Medical Premiums	4040 Extended Learning Time Programs	001752 Health Leadership High School	1211 Coordinator/Subject Matter Specialist		\$260	\$260	
11000 Operational	2100 Support Services-Students	52311 Health and Medical Premiums	4040 Extended Learning Time Programs	001752 Health Leadership High School	1214 Guidance Counselors/Social Workers	\$726	\$2	\$728	
11000 Operational	2100 Support Services-Students	52313 Dental	0000 No Program	001752 Health Leadership High School	1211 Coordinator/Subject Matter Specialist	\$588	\$348	\$936	
11000 Operational	2100 Support Services-Students	52313 Dental	2000 Special Programs	001752 Health Leadership High School	1214 Guidance Counselors/Social Workers	\$586	\$24	\$610	

11000 Operational	2100 Support Services-Students	52313 Dental	4025 At-Risk Special Programs	001752 Health Leadership High School	1214 Guidance Counselors/Social Workers	\$73	\$18	\$91	Page 13 of 59
11000 Operational	2100 Support Services-Students	52313 Dental	4040 Extended Learning Time Programs	001752 Health Leadership High School	1211 Coordinator/Subject Matter Specialist		\$11	\$11	
11000 Operational	2100 Support Services-Students	52314 Vision	0000 No Program	001752 Health Leadership High School	1211 Coordinator/Subject Matter Specialist	\$119	\$20	\$139	
11000 Operational	2100 Support Services-Students	52314 Vision	2000 Special Programs	001752 Health Leadership High School	1214 Guidance Counselors/Social Workers	\$97	\$4	\$101	
11000 Operational	2100 Support Services-Students	52314 Vision	4025 At-Risk Special Programs	001752 Health Leadership High School	1214 Guidance Counselors/Social Workers	\$16	\$4	\$20	
11000 Operational	2100 Support Services-Students	52314 Vision	4040 Extended Learning Time Programs	001752 Health Leadership High School	1211 Coordinator/Subject Matter Specialist		\$3	\$3	
11000 Operational	2100 Support Services-Students	52315 Disability	0000 No Program	001752 Health Leadership High School	1211 Coordinator/Subject Matter Specialist	\$293	\$18	\$311	
11000 Operational	2100 Support Services-Students	52315 Disability	2000 Special Programs	001752 Health Leadership High School	1214 Guidance Counselors/Social Workers	\$150	\$6	\$156	
11000 Operational	2100 Support Services-Students	52315 Disability	4025 At-Risk Special Programs	001752 Health Leadership High School	1214 Guidance Counselors/Social Workers	\$47	\$10	\$57	
11000 Operational	2100 Support Services-Students	52315 Disability	4040 Extended Learning Time Programs	001752 Health Leadership High School	1211 Coordinator/Subject Matter Specialist		\$7	\$7	
11000 Operational	2100 Support Services-Students	52500 Unemployment Compensation	0000 No Program	001752 Health Leadership High School	1211 Coordinator/Subject Matter Specialist	\$306	\$51	\$357	
11000 Operational	2100 Support Services-Students	52500 Unemployment Compensation	2000 Special Programs	001752 Health Leadership High School	1211 Coordinator/Subject Matter Specialist	\$100	\$6	\$106	
11000 Operational	2100 Support Services-Students	52500 Unemployment Compensation	4025 At-Risk Special Programs	001752 Health Leadership High School	1214 Guidance Counselors/Social Workers	\$38	\$3	\$41	
11000 Operational	2100 Support Services-Students	53212 Speech Therapists - Contracted	2000 Special Programs	001752 Health Leadership High School	0000 No Job Class	\$8,500	\$18,711	\$27,211	
11000 Operational	2100 Support Services-Students	53213 Occupational Therapists - Contracted	2000 Special Programs	001752 Health Leadership High School	0000 No Job Class	\$910	\$3,271	\$4,181	
11000 Operational	2100 Support Services-Students	53216 Audiologists - Contracted	2000 Special Programs	001752 Health Leadership High School	0000 No Job Class		\$185	\$185	
11000 Operational	2100 Support Services-Students	53414 Other Services	2000 Special Programs	001752 Health Leadership High School	0000 No Job Class	\$10,000	\$18,334	\$28,334	
11000 Operational	2100 Support Services-Students	56113 Software	0000 No Program	001752 Health Leadership High School	0000 No Job Class	\$14,235	\$885	\$15,120	
11000 Operational	2100 Support Services-Students	56113 Software	2000 Special Programs	001752 Health Leadership High School	0000 No Job Class	\$2,900	\$65	\$2,965	
11000 Operational	2100 Support Services-Students	56118 General Supplies and Materials	0000 No Program	001752 Health Leadership High School	0000 No Job Class	\$4,134	\$294	\$4,428	
11000 Operational	2400 Support Services-School Administration	51300 Additional Compensation	0000 No Program	001752 Health Leadership High School	1217 Secretarial/Clerical/Technical Assistants		\$102	\$102	
11000 Operational	2400 Support Services-School Administration	53330 Professional Development	0000 No Program	001752 Health Leadership High School	0000 No Job Class	\$1,200	\$75	\$1,275	
11000 Operational	2500 Central Services	53711 Other Charges	0000 No Program	001752 Health Leadership High School	0000 No Job Class	\$1,160	\$213	\$1,373	

11000 Operational	2500 Central Services	56113 Software	0000 No Program	001752 Health Leadership High School	0000 No Job Class	\$21,620	\$219	\$21,839	Page 14 of 59
						Sub Total	\$0		
						Indirect Cost			
						DOC. TOTAL	\$0		

**Justification:**

Function Maintenance

Compliance with Sections 10-15-1 and 22-8-12, NMSA, 1978 Compilation:

A. The requested budget/changes were authorized at a scheduled Board of Education or Governance Council meeting open to the public on:

B. Justification for the transfer: Explanation such as "underbudgeted", "insufficient budget", or "needed to close out Project" ARE NOT ACCEPTABLE. Attach additional sheets if necessary.

ALL TRANSFER BARS MUST NET OUT TO ZERO ON THE DOC. TOTAL LINE.

Must submit backup for all BARs,  
except transfers of funds for SEG or  
direct grants

**STATE OF NEW MEXICO**  
**PUBLIC EDUCATION DEPARTMENT**  
**300 Don Gaspar Santa Fe, NM 87501-2786**  
**Budget Adjustment Request**

Doc. ID: 001-752-2223-0021-M

Fund Type: Flowthrough

Adjustment Type: Maintenance

Fiscal Year: 2022-2023

Entity Name: Health Leadership High School

Adjustment Changes Intent/Scope of Program Yes or No?: No

Contact: Jolene Jaramillo, Business Manager

Total Approved Budget (Flowthrough):

Phone: (505) 429-1080

Email: jolene@k12accounting.com

FLOWTHROUGH ONLY	
Budget Period: 07/01/2022	To: 06/30/2023
A. Approved Carryover:	
B. Total Current Year Allocation:	
D. Total Funding Available:	

Fund	Function	Object	Program	Location	Job Class	Present Budget	Adj Amt Exp	Adj Budget	ADD'L FTE
24101 Title I Part A - ESEA	1000 Instruction	52311 Health and Medical Premiums	1010 Regular Education (PreK-12) Programs	001752 Health Leadership High School	1411 Teachers- Grades 1-12	\$6,565	(\$3,721)	\$2,844	
24101 Title I Part A - ESEA	1000 Instruction	52313 Dental	1010 Regular Education (PreK-12) Programs	001752 Health Leadership High School	1411 Teachers- Grades 1-12	\$353	(\$155)	\$198	
24101 Title I Part A - ESEA	1000 Instruction	52720 Workers Compensation Employer's Fee	1010 Regular Education (PreK-12) Programs	001752 Health Leadership High School	1411 Teachers- Grades 1-12	\$9	(\$7)	\$2	
24101 Title I Part A - ESEA	1000 Instruction	51100 Salaries Expense	1010 Regular Education (PreK-12) Programs	001752 Health Leadership High School	1411 Teachers- Grades 1-12	\$74,978	\$3,096	\$78,074	
24101 Title I Part A - ESEA	1000 Instruction	52111 Educational Retirement	1010 Regular Education (PreK-12) Programs	001752 Health Leadership High School	1411 Teachers- Grades 1-12	\$12,859	\$494	\$13,353	
24101 Title I Part A - ESEA	1000 Instruction	52112 ERA - Retiree Health	1010 Regular Education (PreK-12) Programs	001752 Health Leadership High School	1411 Teachers- Grades 1-12	\$1,500	\$58	\$1,558	
24101 Title I Part A - ESEA	1000 Instruction	52210 FICA Payments	1010 Regular Education (PreK-12) Programs	001752 Health Leadership High School	1411 Teachers- Grades 1-12	\$4,964	\$117	\$5,081	
24101 Title I Part A - ESEA	1000 Instruction	52220 Medicare Payments	1010 Regular Education (PreK-12) Programs	001752 Health Leadership High School	1411 Teachers- Grades 1-12	\$1,088	\$101	\$1,189	
24101 Title I Part A - ESEA	1000 Instruction	52312 Life	1010 Regular Education (PreK-12) Programs	001752 Health Leadership High School	1411 Teachers- Grades 1-12	\$51	\$10	\$61	
24101 Title I Part A - ESEA	1000 Instruction	52500 Unemployment Compensation	1010 Regular Education (PreK-12) Programs	001752 Health Leadership High School	1411 Teachers- Grades 1-12	\$86	\$7	\$93	
Sub Total							\$0		
Indirect Cost									
<b>DOC. TOTAL</b>							<b>\$0</b>		

**Justification:**

Function Maintenance

Compliance with Sections 10-15-1 and 22-8-12, NMSA, 1978 Compilation:

A. The requested budget/changes were authorized at a scheduled Board of Education or Governance Council meeting open to the public on:

B. Justification for the transfer: Explanation such as "underbudgeted", "insufficient budget", or "needed to close out Project" ARE NOT ACCEPTABLE. Attach additional sheets if necessary.

ALL TRANSFER BARS MUST NET OUT TO ZERO ON THE DOC. TOTAL LINE.

Must submit backup for all BARs, except transfers of funds for SEG or direct grants

**STATE OF NEW MEXICO  
PUBLIC EDUCATION DEPARTMENT  
300 Don Gaspar Santa Fe, NM 87501-2786  
Budget Adjustment Request**

Doc. ID: 001-752-2223-0022-M

Fund Type: Flowthrough

Adjustment Type: Maintenance

Fiscal Year: 2022-2023

Entity Name: Health Leadership High School

Adjustment Changes Intent/Scope of Program Yes or No?: No

Contact: Jolene Jaramillo, Business Manager

Total Approved Budget (Flowthrough):

Phone: (505) 429-1080

Email: jolene@k12accounting.com

<b>FLOWTHROUGH ONLY</b>	
Budget Period: Jul 1 2022 12:00AM	To: Jun 30 2023 12:00AM
A. Approved Carryover:	
B. Total Current Year Allocation:	
D. Total Funding Available:	

Fund	Function	Object	Program	Location	Job Class	Present Budget	Adj Amt Exp	Adj Budget	ADD'L FTE
24101 Title I Part A - ESEA	2100 Support Services-Students	51100 Salaries Expense	0000 No Program	001752 Health Leadership High School	1214 Guidance Counselors/So cial Workers	\$45,045	(\$1,700)	\$43,345	
24101 Title I Part A - ESEA	2100 Support Services-Students	52111 Educational Retirement	0000 No Program	001752 Health Leadership High School	1214 Guidance Counselors/So cial Workers	\$7,726	(\$293)	\$7,433	
24101 Title I Part A - ESEA	2100 Support Services-Students	52112 ERA - Retiree Health	0000 No Program	001752 Health Leadership High School	1214 Guidance Counselors/So cial Workers	\$901	(\$35)	\$866	
24101 Title I Part A - ESEA	2100 Support Services-Students	52210 FICA Payments	0000 No Program	001752 Health Leadership High School	1214 Guidance Counselors/So cial Workers	\$3,179	(\$623)	\$2,556	
24101 Title I Part A - ESEA	2100 Support Services-Students	52220 Medicare Payments	0000 No Program	001752 Health Leadership High School	1214 Guidance Counselors/So cial Workers	\$654	(\$57)	\$597	
24101 Title I Part A - ESEA	2100 Support Services-Students	52500 Unemployment Compensation	0000 No Program	001752 Health Leadership High School	1214 Guidance Counselors/So cial Workers	\$57	(\$3)	\$54	
24101 Title I Part A - ESEA	2100 Support Services-Students	52720 Workers Compensation Employer's Fee	0000 No Program	001752 Health Leadership High School	1214 Guidance Counselors/So cial Workers	\$6	(\$4)	\$2	
24101 Title I Part A - ESEA	2100 Support Services-Students	52311 Health and Medical Premiums	0000 No Program	001752 Health Leadership High School	1214 Guidance Counselors/So cial Workers	\$285	\$2,709	\$2,994	
24101 Title I Part A - ESEA	2100 Support Services-Students	52312 Life	0000 No Program	001752 Health Leadership High School	1214 Guidance Counselors/So cial Workers	\$34	\$4	\$38	
24101 Title I Part A - ESEA	2100 Support Services-Students	52315 Disability	0000 No Program	001752 Health Leadership High School	1214 Guidance Counselors/So cial Workers	\$81	\$2	\$83	
Sub Total							\$0		
Indirect Cost									
<b>DOC. TOTAL</b>							\$0		

**Justification:**

Function Maintenance

Compliance with Sections 10-15-1 and 22-8-12, NMSA, 1978 Compilation:

A. The requested budget/changes were authorized at a scheduled Board of Education or Governance Council meeting open to the public on:

B. Justification for the transfer: Explanation such as "underbudgeted", "insufficient budget", or "needed to close out Project" ARE NOT ACCEPTABLE. Attach additional sheets if necessary.

ALL TRANSFER BARS MUST NET OUT TO ZERO ON THE DOC. TOTAL LINE.



Must submit backup for all BARs,  
except transfers of funds for SEG or  
direct grants

**STATE OF NEW MEXICO**  
**PUBLIC EDUCATION DEPARTMENT**  
300 Don Gaspar Santa Fe, NM 87501-2786  
**Budget Adjustment Request**

Doc. ID: 001-752-2223-0023-IB

Fund Type: Flowthrough

Adjustment Type: Initial Budget

Fiscal Year: 2022-2023

Entity Name: Health Leadership High School

Adjustment Changes Intent/Scope of Program Yes or No?: No

Contact: Jolene Jaramillo, Business Manager

Total Approved Budget (Flowthrough):

Phone: (505) 429-1080

Email: jolene@k12accounting.com

FLOWTHROUGH ONLY	
Budget Period: 07/01/2022	To: 06/30/2023
A. Approved Carryover:	
B. Total Current Year Allocation:	
D. Total Funding Available:	

Revenue 27552.0000.43202 \$300,550

Fund	Function	Object	Program	Location	Job Class	Present Budget	Adj Amt Exp	Adj Budget	ADD'L FTE
27552 CTE State Wide Innovation Zones - Reg 2022, HB2, P200, Item 108	1000 Instruction	51300 Additional Compensation	1010 Regular Education (PreK-12) Programs	001752 Health Leadership High School	1624 Activities Salary		\$209,000	\$209,000	
27552 CTE State Wide Innovation Zones - Reg 2022, HB2, P200, Item 108	1000 Instruction	52210 FICA Payments	1010 Regular Education (PreK-12) Programs	001752 Health Leadership High School	1624 Activities Salary		\$12,958	\$12,958	
27552 CTE State Wide Innovation Zones - Reg 2022, HB2, P200, Item 108	1000 Instruction	52220 Medicare Payments	1010 Regular Education (PreK-12) Programs	001752 Health Leadership High School	1624 Activities Salary		\$3,031	\$3,031	
27552 CTE State Wide Innovation Zones - Reg 2022, HB2, P200, Item 108	1000 Instruction	55817 Student Travel	1010 Regular Education (PreK-12) Programs	001752 Health Leadership High School	0000 No Job Class		\$26,502	\$26,502	
27552 CTE State Wide Innovation Zones - Reg 2022, HB2, P200, Item 108	1000 Instruction	56118 General Supplies and Materials	1010 Regular Education (PreK-12) Programs	001752 Health Leadership High School	0000 No Job Class		\$21,550	\$21,550	

27552 CTE State Wide Innovation Zones - Reg 2022, HB2, P200, Item 108	2100 Support Services-Students	51300 Additional Compensation	0000 No Program	001752 Health Leadership High School	1211 Coordinator/Su bject Matter Specialist		\$21,300	\$21,300	18 of 59
27552 CTE State Wide Innovation Zones - Reg 2022, HB2, P200, Item 108	2100 Support Services-Students	52111 Educational Retirement	0000 No Program	001752 Health Leadership High School	1211 Coordinator/Su bject Matter Specialist		\$3,653	\$3,653	
27552 CTE State Wide Innovation Zones - Reg 2022, HB2, P200, Item 108	2100 Support Services-Students	52112 ERA - Retiree Health	0000 No Program	001752 Health Leadership High School	1211 Coordinator/Su bject Matter Specialist		\$426	\$426	
27552 CTE State Wide Innovation Zones - Reg 2022, HB2, P200, Item 108	2100 Support Services-Students	52210 FICA Payments	0000 No Program	001752 Health Leadership High School	1211 Coordinator/Su bject Matter Specialist		\$1,321	\$1,321	
27552 CTE State Wide Innovation Zones - Reg 2022, HB2, P200, Item 108	2100 Support Services-Students	52220 Medicare Payments	0000 No Program	001752 Health Leadership High School	1211 Coordinator/Su bject Matter Specialist		\$309	\$309	
27552 CTE State Wide Innovation Zones - Reg 2022, HB2, P200, Item 108	2100 Support Services-Students	56118 General Supplies and Materials	0000 No Program	001752 Health Leadership High School	0000 No Job Class		\$500	\$500	
Sub Total							\$300,550		
Indirect Cost									
<b>DOC. TOTAL</b>							\$300,550		

**Justification:**

To budget award.

Compliance with Sections 10-15-1 and 22-8-12, NMSA, 1978 Compilation:

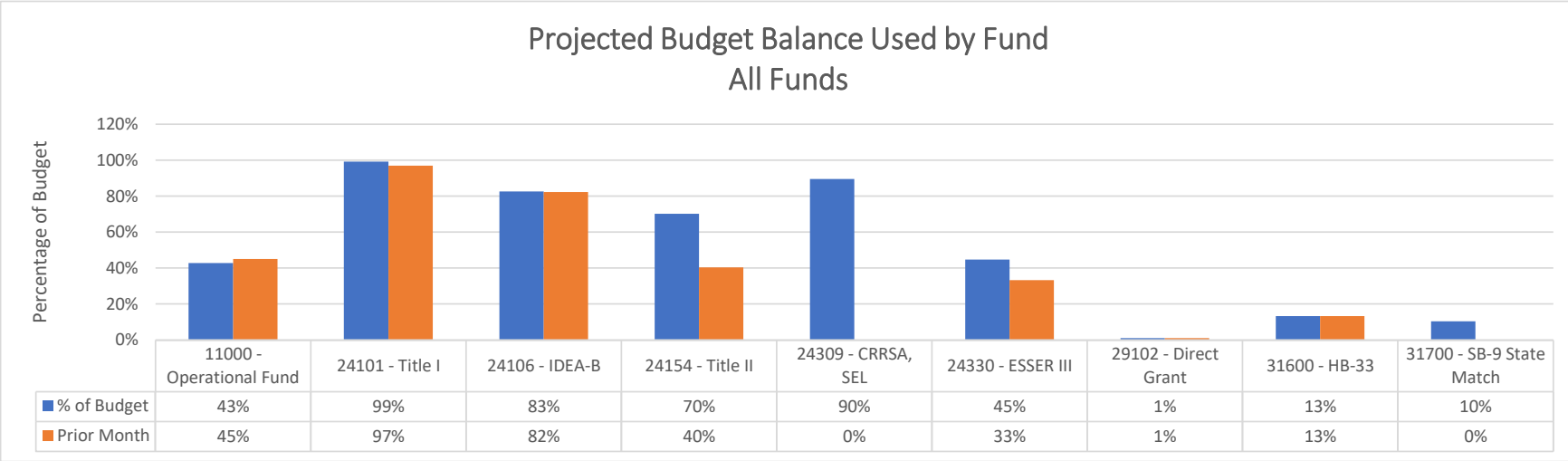
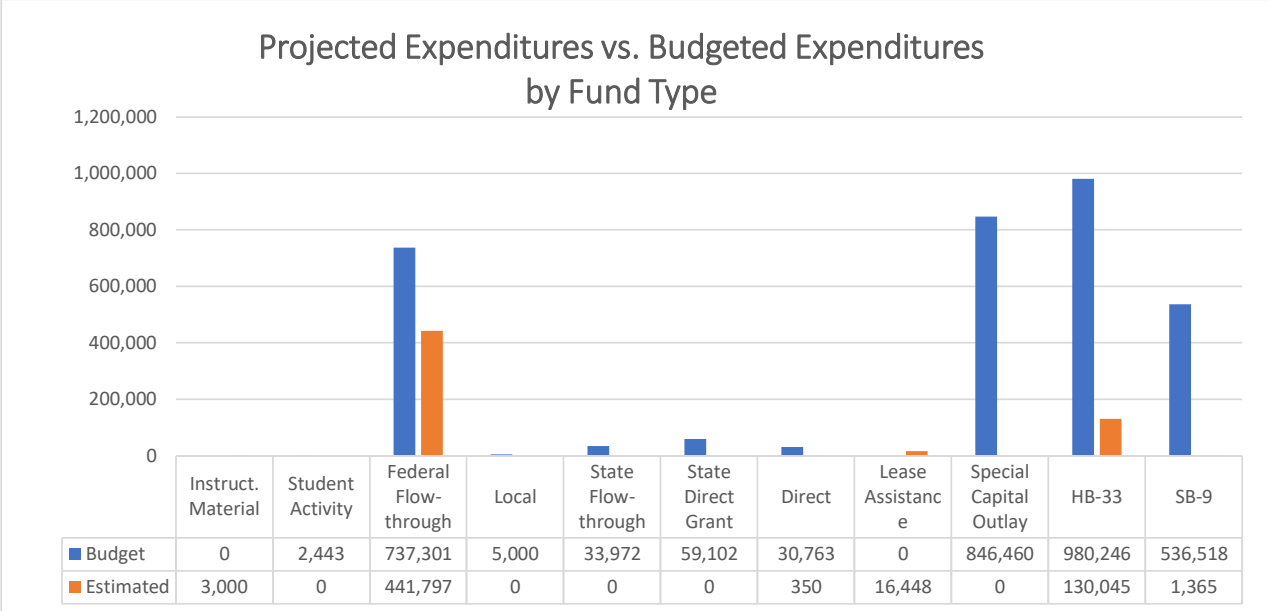
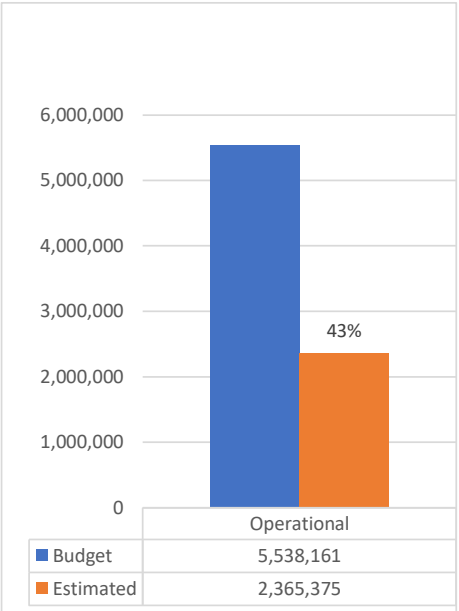
A. The requested budget/changes were authorized at a scheduled Board of Education or Governance Council meeting open to the public on:

B. Justification for the transfer: Explanation such as "underbudgeted", "insufficient budget", or "needed to close out Project" ARE NOT ACCEPTABLE. Attach additional sheets if necessary.

ALL TRANSFER BARS MUST NET OUT TO ZERO ON THE DOC. TOTAL LINE.

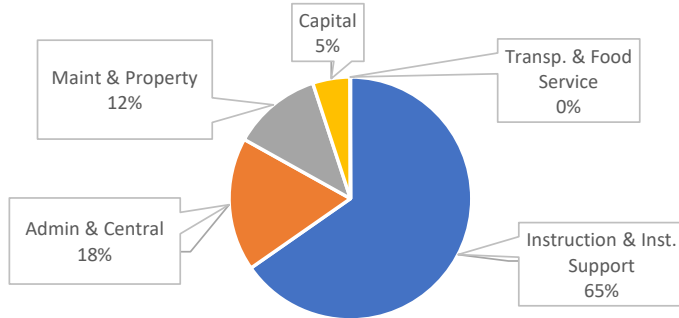
# Health Leadership High School

Expenditure Analytical Review  
 October 31, 2022

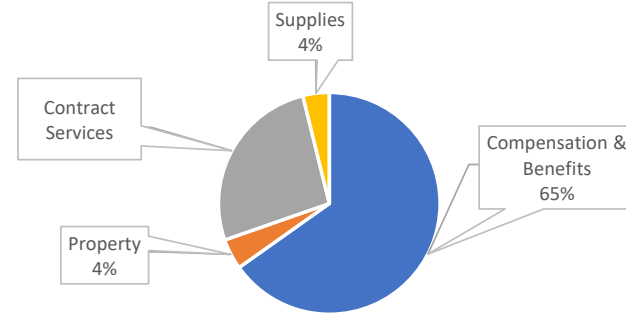





### Estimated Expenditures by Function - All Funds



### Estimated Expenditures by Object - All Funds



### Object Code Change in Percentage by Month (All Funds - Exp & Encumbrance)



### Function Code Change in Percentage by Month (All Funds - Exp & Encumbrance)





## Health Leadership High School Financial Summary

Source	Beginning Fund Balance	Revenue	Expenditure	Net Dec/Inc	Fund Balance	Liabilities	Cash Balance
11000 - Operational Fund	\$ 2,545,111.14	\$ 1,000,083.65	\$ (733,133.07)	\$ 266,950.58	\$ 2,812,061.72	\$ 45,928.06	\$ 2,857,989.78
14000 - Inst. Materials Fund	\$ 7,244.78	\$ -	\$ (65.71)	\$ (65.71)	\$ 7,179.07	\$ -	\$ 7,179.07
23000 - Non-Instruct. Fund	\$ 2,442.50	\$ -	\$ -	\$ -	\$ 2,442.50	\$ -	\$ 2,442.50
24101 - Title I	\$ (35,859.36)	\$ 35,859.36	\$ (42,531.98)	\$ (6,672.62)	\$ (42,531.98)	\$ 4,064.02	\$ (38,467.96)
24106 - IDEA-B	\$ (9,909.14)	\$ 9,909.14	\$ (12,716.93)	\$ (2,807.79)	\$ (12,716.93)	\$ 1,298.92	\$ (11,418.01)
24146 - Charter Schools	\$ -	\$ -	\$ -	\$ -	\$ -	\$ -	\$ -
24153 - Title III	\$ -	\$ -	\$ -	\$ -	\$ -	\$ -	\$ -
24154 - Title II	\$ (1,303.05)	\$ 1,303.05	\$ (9,166.80)	\$ (7,863.75)	\$ (9,166.80)	\$ 159.15	\$ (9,007.65)
24174 - Carl D Perkins	\$ (6,945.21)	\$ 6,945.21	\$ -	\$ 6,945.21	\$ -	\$ -	\$ -
24176 - Carl Perkins Redistribution	\$ -	\$ -	\$ -	\$ -	\$ -	\$ -	\$ -
24190 - CSI	\$ -	\$ -	\$ -	\$ -	\$ -	\$ -	\$ -
24191 - HSRD	\$ -	\$ -	\$ -	\$ -	\$ -	\$ -	\$ -
24307 - SEL	\$ -	\$ -	\$ -	\$ -	\$ -	\$ -	\$ -
24308 - CRRSA GEER	\$ (76,264.74)	\$ 76,264.74	\$ -	\$ 76,264.74	\$ -	\$ 12.94	\$ 12.94
24309 - CRRSA, SEL	\$ (3,841.22)	\$ 3,841.22	\$ (8,446.41)	\$ (4,605.19)	\$ (8,446.41)	\$ 0.00	\$ (8,446.41)
24316 - USDE CRRSA ESSER II	\$ -	\$ -	\$ -	\$ -	\$ -	\$ -	\$ -
24330 - ESSER III	\$ -	\$ -	\$ (55,846.28)	\$ (55,846.28)	\$ (55,846.28)	\$ 3,054.17	\$ (52,792.11)
26121 - Kellogg Foundation	\$ 5,000.00	\$ -	\$ -	\$ -	\$ 5,000.00	\$ -	\$ 5,000.00
26222 - Emergency Connectivity Fund FCC	\$ (63,545.96)	\$ -	\$ -	\$ -	\$ (63,545.96)	\$ -	\$ (63,545.96)
27107 - Library SB-66	\$ -	\$ -	\$ -	\$ -	\$ -	\$ -	\$ -
27109 - Inst Mat GAA	\$ 4,226.32	\$ -	\$ -	\$ -	\$ 4,226.32	\$ -	\$ 4,226.32
27189 - College Advisor	\$ -	\$ -	\$ -	\$ -	\$ -	\$ 22.94	\$ 22.94
27502 - CTE Program	\$ (18,686.47)	\$ 18,686.47	\$ -	\$ 18,686.47	\$ -	\$ -	\$ -
28182 - Adult Basic Education HED	\$ -	\$ -	\$ -	\$ -	\$ -	\$ -	\$ -
28211 - COVID Testing Program	\$ (18,577.98)	\$ 18,577.98	\$ -	\$ 18,577.98	\$ -	\$ 0.00	\$ 0.00
29102 - Direct Grant	\$ 28,775.12	\$ 3,845.04	\$ (318.66)	\$ 3,526.38	\$ 32,301.50	\$ -	\$ 32,301.50
31200 - Lease Assistance	\$ -	\$ -	\$ (16,447.92)	\$ (16,447.92)	\$ (16,447.92)	\$ -	\$ (16,447.92)
31400 - Special Capital Outlay	\$ (21,790.75)	\$ 21,790.75	\$ -	\$ 21,790.75	\$ -	\$ -	\$ -
31600 - HB-33	\$ 791,829.52	\$ 4,483.95	\$ (130,044.84)	\$ (125,560.89)	\$ 666,268.63	\$ -	\$ 666,268.63
31700 - SB-9 State Match	\$ 755.90	\$ -	\$ -	\$ -	\$ 755.90	\$ -	\$ 755.90
31701 - SB-9 Local	\$ 434,955.48	\$ 2,277.73	\$ (297.67)	\$ 1,980.06	\$ 436,935.54	\$ -	\$ 436,935.54
31703 - SB-9 Cash	\$ 17,981.25	\$ -	\$ -	\$ -	\$ 17,981.25	\$ -	\$ 17,981.25
<b>TOTAL</b>	<b>\$ 3,581,598.13</b>	<b>\$ 1,203,868.29</b>	<b>\$ (1,009,016.27)</b>	<b>\$ 194,852.02</b>	<b>\$ 3,776,450.15</b>	<b>\$ 54,540.20</b>	<b>\$ 3,830,990.35</b>

	Cash in Bank	Prepaid Expense	Receivables	
Bank Statement Ending Balance	\$3,836,126.08	-		3,836,126.08
Uncleared Payments	5,135.73			5,135.73
Uncleared Deposits				
Revised System Cash Balance				3,830,990.35

# Health Leadership High School

## Check Report

Begin Date: 10/01/2022; End Date: 10/31/2022; Check Type: Accounts Payable; Payee: [All]; Bank: [All]; Accounting Cycle: FY22-23; Limit Results to This Cycle: Yes; Account Expression: [All]; Show Detail by Voucher: Yes; Created On: 11/14/2022 11:52:47 AM

Check Date	Check Number	Payee	Type	Amount
10/07/2022		ACES - Assoc. of Charter School Education Services	Accounts Payable Business Management →	\$11,211.39
10/07/2022	4291	Accountability And Compliance Resources LLC	Accounts Payable	\$627.98
10/07/2022	4292	GoTo Technologies USA, Inc	Accounts Payable	\$674.41
10/07/2022	4293	Herrera School Buses & Coaches Inc.	Accounts Payable	\$712.29
10/07/2022	4294	JMP Academy of Professional Development	Accounts Payable	\$711.15
10/14/2022		Amazon Online	Accounts Payable	\$21.79
10/14/2022	4295	Accountability And Compliance Resources LLC	Accounts Payable	\$627.98
10/14/2022	4296	Advance Education, SACS CASI, NCA North Central Association, NWAC or Northwest Accreditation Commission	Accounts Payable	\$347.36
10/14/2022	4297	Alarm Research Inc.	Accounts Payable	\$86.20
10/14/2022	4298	Charter School Testing Services	Accounts Payable	\$1,185.25
10/14/2022	4299	Comnet Consulting, Inc.	Accounts Payable	\$2,963.13
10/14/2022	4300	Culligan Bottled Water of Albuquerque	Accounts Payable	\$64.90
10/14/2022	4301	DMH Law LLC	Accounts Payable	\$2,693.75
10/14/2022	4302	Ephesus Inc	Accounts Payable	\$206.14
10/14/2022	4303	Lisa Marie Ortiz	Accounts Payable	\$147.89
10/14/2022	4304	National Cleaning	Accounts Payable	\$2,045.31
10/14/2022	4305	NM Fit	Accounts Payable	\$1,170.20
10/14/2022	4306	Rising Sun Technologies	Accounts Payable	\$375.00
10/14/2022	4307	Verizon Wireless	Accounts Payable	\$842.88
10/20/2022		Amazon Online	Accounts Payable	\$302.56
10/20/2022		PNM	Accounts Payable	\$1,471.22
10/20/2022		Visa Pcard	Accounts Payable	\$513.66
10/20/2022	4309	Lisa Marie Ortiz	Accounts Payable	\$32.58
10/20/2022	4310	Phare LLC	Accounts Payable	\$538.75
10/20/2022	4311	U-Stor-It	Accounts Payable	\$139.00
10/27/2022		Chyno, Ltd. Co.	Lease Payment →	\$20,311.23
10/27/2022		NM Gas Company	Accounts Payable	\$33.24
10/27/2022	4312	Albuquerque Charter School League	Accounts Payable	\$675.00
10/27/2022	4313	Ephesus Inc	Accounts Payable	\$92.67
10/27/2022	4314	Follett Higher Education Group LLC	Accounts Payable	\$1,440.71
10/27/2022	4315	Kimberlee Pena-Hanson	Accounts Payable	\$44.00
10/27/2022	4316	New Mexico Activities Association	Accounts Payable	\$100.00
10/27/2022	4317	Orkin Pest Control	Accounts Payable	\$103.44
<b>Sub Total</b>				<b>\$52,513.06</b>



# Health Leadership High School

## Check Report

Begin Date: 10/01/2022; End Date: 10/31/2022; Check Type: Accounts Payable; Payee: [All]; Bank: [All]; Accounting Cycle: FY22-23; Limit Results to This Cycle: Yes; Account Expression: [All]; Show Detail by Voucher: Yes; Created On: 11/14/2022 11:52:47 AM

Voucher Number	Bank Name	Account Number	Check Number	Payee	Amount	Type
AP23020	NM Bank and Trust	120106281		ACES - Assoc. of Charter School Education Services	\$11,211.39	Accounts Payable
Vendor	PO Number	Invoice #	Account Code	Description	Issue Date	Amount
ACES - Assoc. of Charter School Education Services	PO23-0042	9972	11000-2500-53414-0000-001752-0000-00000	Business Management Services FY23	06/30/2022	\$11,211.39
<b>Sub Total</b>						<b>\$11,211.39</b>
Voucher Number	Bank Name	Account Number	Check Number	Payee	Amount	Type
AP23021	NM Bank and Trust	120106281		Amazon Online	\$21.79	Accounts Payable
Vendor	PO Number	Invoice #	Account Code	Description	Issue Date	Amount
Amazon Online	PO23-0125	567959554853	11000-2400-56118-0000-001752-0000-00000	Sharpie Permanent Markers, Fine Point, Black, 36 Count	10/10/2022	\$21.79
<b>Sub Total</b>						<b>\$21.79</b>
Voucher Number	Bank Name	Account Number	Check Number	Payee	Amount	Type
AP23022	NM Bank and Trust	120106281		Amazon Online	\$302.56	Accounts Payable
Vendor	PO Number	Invoice #	Account Code	Description	Issue Date	Amount
Amazon Online	PO23-0125	763937445734	11000-2400-56118-0000-001752-0000-00000	100 Pack - Premium Blank PVC Cards for ID Badge Printers - Graphic Quality White Plastic CR80 30 Mil (CR8030) by Specialist ID - Compatible with Most Photo ID Badge Printers (White)	10/10/2022	\$16.89
Amazon Online	PO23-0125	456575458657	11000-2400-56118-0000-001752-0000-00000	Amazon Basics 1/3-Cut Tab, Assorted Positions File Folders, Letter Size, Manila - Pack of 100	10/10/2022	\$40.86
Amazon Online	PO23-0125	456575458657	11000-2400-56118-0000-001752-0000-00000	Amazon Basics Ruled Lined Index Cards - 3x5 Inches (10 Packs of 100)	10/10/2022	\$45.25
Amazon Online	PO23-0125	456575458657	11000-2400-56118-0000-001752-0000-00000	EASEPRES Mesh Wall File Organizer 5 Tier Vertical Mount Hanging Holder Magazine Rack with Bottom Flat Tray, Silver	10/10/2022	\$22.58
Amazon Online	PO23-0125	456575458657	11000-2400-56118-0000-001752-0000-00000	GBC Thermal Laminating Film, Rolls, NAP I, 1 Inch Poly-In Core, 1.5 Mil, 25 inches x 500 feet, 2 Pack (3000004)	10/10/2022	\$67.99
Amazon Online	PO23-0125	456575458657	11000-2400-56118-0000-001752-0000-00000	Refrigerator Lock Combination Fridge Lock Freezer Child Safety Lock Door Lock with Strong Adhesive (2, Black)	10/10/2022	\$19.99
Amazon Online	PO23-0125	456575458657	11000-2400-56118-0000-001752-0000-00000	Zebra 2pack-800033-840 True Colours iX Series YMCKO Color Ribbon for ZXP Series 3 Card Printers. 200 Prints.	10/10/2022	\$89.00
<b>Sub Total</b>						<b>\$302.56</b>
Voucher Number	Bank Name	Account Number	Check Number	Payee	Amount	Type

AP23023	NM Bank and Trust	120106281		Chyno, Ltd. Co.	\$20,311.23	Accounts Payable
Vendor	PO Number	Invoice #	Account Code	Description	Issue Date	Amount
Chyno, Ltd. Co.	PO23-0011	387583426560	11000-2600-54415-0000-001752-0000-00000	Water/ Sewage	06/30/2022	\$371.23
Chyno, Ltd. Co.	PO23-0012	Nov Rent 2022	11000-2600-54610-0000-001752-0000-00000	Lease of Building	06/30/2022	\$3,492.08
Chyno, Ltd. Co.	PO23-0012	Nov Rent 2022	31200-4000-54610-0000-001752-0000-00000	Lease of Building	06/30/2022	\$16,447.92
<b>Sub Total</b>						<b>\$20,311.23</b>
Voucher Number	Bank Name	Account Number	Check Number	Payee	Amount	Type
AP23023	NM Bank and Trust	120106281		NM Gas Company	\$33.24	Accounts Payable
Vendor	PO Number	Invoice #	Account Code	Description	Issue Date	Amount
NM Gas Company	PO23-0029	20221018	11000-2600-55915-0000-001752-0000-00000	Natural Gas Utility for Building	06/30/2022	\$33.24
<b>Sub Total</b>						<b>\$33.24</b>
Voucher Number	Bank Name	Account Number	Check Number	Payee	Amount	Type
AP23022	NM Bank and Trust	120106281		PNM	\$1,471.22	Accounts Payable
Vendor	PO Number	Invoice #	Account Code	Description	Issue Date	Amount
PNM	PO23-0031	20221018	11000-2600-54411-0000-001752-0000-00000	Electricity	06/30/2022	\$1,471.22
<b>Sub Total</b>						<b>\$1,471.22</b>
Voucher Number	Bank Name	Account Number	Check Number	Payee	Amount	Type
AP23022	NM Bank and Trust	120106281		Visa Pcard	\$513.66	Accounts Payable
Vendor	PO Number	Invoice #	Account Code	Description	Issue Date	Amount
Visa Pcard	PO23-0117	24327432273845700785933	29102-2300-56118-0000-001752-0000-00000	Monroe's (Lunch for Visitors )	09/28/2022	\$264.00
Visa Pcard	PO23-0117	24445002272400142025644	29102-2300-56118-0000-001752-0000-00000	Monroe's (Lunch for Visitors )	09/28/2022	\$54.66
Visa Pcard	PO23-0122	24231682284207088500024	11000-2400-56118-0000-001752-0000-00000	Lunch for PD NTE \$250.00	10/05/2022	\$195.00
<b>Sub Total</b>						<b>\$513.66</b>
Voucher Number	Bank Name	Account Number	Check Number	Payee	Amount	Type
AP23020	NM Bank and Trust	120106281	4291	Accountability And Compliance Resources LLC	\$627.98	Accounts Payable
Vendor	PO Number	Invoice #	Account Code	Description	Issue Date	Amount
Accountability And Compliance Resources LLC	PO23-0049	6944	11000-2100-55915-0000-001752-0000-00000	STARS Contract	06/30/2022	\$627.98
<b>Sub Total</b>						<b>\$627.98</b>
Voucher Number	Bank Name	Account Number	Check Number	Payee	Amount	Type
AP23020	NM Bank and Trust	120106281	4292	GoTo Technologies USA, Inc	\$674.41	Accounts Payable
Vendor	PO Number	Invoice #	Account Code	Description	Issue Date	Amount
GoTo Technologies USA, Inc	PO23-0023	IN7101474952	11000-2600-54416-0000-001752-0000-00000	Communication Services	06/30/2022	\$674.41
<b>Sub Total</b>						<b>\$674.41</b>
Voucher Number	Bank Name	Account Number	Check Number	Payee	Amount	Type
AP23020	NM Bank and Trust	120106281	4293	Herrera School Buses & Coaches Inc.	\$712.29	Accounts Payable

Vendor	PO Number	Invoice #	Account Code	Description	Issue Date	Amount
Herrera School Buses & Coaches Inc.	PO23-0113	5810	11000-1000-55817-1010-001752-0000-00000	Field trip to the Mountain Center in Santa Fe for Seniors (Student Support Activity)	09/13/2022	\$712.29
<b>Sub Total</b>						<b>\$712.29</b>
<b>Voucher Number</b>	<b>Bank Name</b>	<b>Account Number</b>	<b>Check Number</b>	<b>Payee</b>	<b>Amount</b>	<b>Type</b>
AP23020	NM Bank and Trust	120106281	4294	JMP Academy of Professional Development	\$711.15	Accounts Payable
Vendor	PO Number	Invoice #	Account Code	Description	Issue Date	Amount
JMP Academy of Professional Development	PO23-0022	1159	11000-2100-53414-2000-001752-0000-00000	PD for SPED Coordinator	06/30/2022	\$711.15
<b>Sub Total</b>						<b>\$711.15</b>
<b>Voucher Number</b>	<b>Bank Name</b>	<b>Account Number</b>	<b>Check Number</b>	<b>Payee</b>	<b>Amount</b>	<b>Type</b>
AP23021	NM Bank and Trust	120106281	4295	Accountability And Compliance Resources	\$627.98	Accounts Payable
Vendor	PO Number	Invoice #	Account Code	Description	Issue Date	Amount
Accountability And Compliance Resources LLC	PO23-0049	7049	11000-2100-55915-0000-001752-0000-00000	STARS Contract	06/30/2022	\$627.98
<b>Sub Total</b>						<b>\$627.98</b>
<b>Voucher Number</b>	<b>Bank Name</b>	<b>Account Number</b>	<b>Check Number</b>	<b>Payee</b>	<b>Amount</b>	<b>Type</b>
AP23021	NM Bank and Trust	120106281	4296	Advance Education, SACS CASI, NCA North Central Association, NWAC or Northwest Accreditation Commission	\$347.36	Accounts Payable
Vendor	PO Number	Invoice #	Account Code	Description	Issue Date	Amount
Advance Education, SACS CASI, NCA North Central Association, NWAC or Northwest Accreditation	PO22-0150	00151140	11000-2200-56118-0000-001752-0000-00000	State Science Testing	02/17/2022	\$347.36
<b>Sub Total</b>						<b>\$347.36</b>
<b>Voucher Number</b>	<b>Bank Name</b>	<b>Account Number</b>	<b>Check Number</b>	<b>Payee</b>	<b>Amount</b>	<b>Type</b>
AP23021	NM Bank and Trust	120106281	4297	Alarm Research Inc.	\$86.20	Accounts Payable
Vendor	PO Number	Invoice #	Account Code	Description	Issue Date	Amount
Alarm Research Inc.	PO23-0003	214992	11000-2600-55915-0000-001752-0000-00000	Alarm Services and Repairs	06/30/2022	\$86.20
<b>Sub Total</b>						<b>\$86.20</b>
<b>Voucher Number</b>	<b>Bank Name</b>	<b>Account Number</b>	<b>Check Number</b>	<b>Payee</b>	<b>Amount</b>	<b>Type</b>
AP23021	NM Bank and Trust	120106281	4298	Charter School Testing Services	\$1,185.25	Accounts Payable
Vendor	PO Number	Invoice #	Account Code	Description	Issue Date	Amount
Charter School Testing Services	PO23-0116	1007	11000-2200-53414-0000-001752-0000-00000	Sales Tax	10/13/2022	\$85.25
Charter School Testing Services	PO23-0116	1007	11000-2200-53414-0000-001752-0000-00000	Testing and Training (Eligibility, Access, Analysis)	10/13/2022	\$1,100.00
<b>Sub Total</b>						<b>\$1,185.25</b>
<b>Voucher Number</b>	<b>Bank Name</b>	<b>Account Number</b>	<b>Check Number</b>	<b>Payee</b>	<b>Amount</b>	<b>Type</b>
AP23021	NM Bank and Trust	120106281	4299	Comnet Consulting, Inc.	\$2,963.13	Accounts Payable

Vendor	PO Number	Invoice #	Account Code	Description	Issue Date	Amount
Comnet Consulting, Inc.	PO23-0046	15960	11000-2500-54320-0000-001752-0000-00000	IT Services FY23	09/26/2022	\$2,963.13
<b>Sub Total</b>						<b>\$2,963.13</b>
<b>Voucher Number</b>	<b>Bank Name</b>	<b>Account Number</b>	<b>Check Number</b>	<b>Payee</b>	<b>Amount</b>	<b>Type</b>
AP23021	NM Bank and Trust	120106281	4300	Culligan Bottled Water of Albuquerque	\$64.90	Accounts Payable
Vendor	PO Number	Invoice #	Account Code	Description	Issue Date	Amount
Culligan Bottled Water of Albuquerque	PO23-0015	272101	11000-2100-56118-0000-001752-0000-00000	Culligan Bottle Water	06/30/2022	\$64.90
<b>Sub Total</b>						<b>\$64.90</b>
<b>Voucher Number</b>	<b>Bank Name</b>	<b>Account Number</b>	<b>Check Number</b>	<b>Payee</b>	<b>Amount</b>	<b>Type</b>
AP23021	NM Bank and Trust	120106281	4301	DMH Law LLC	\$2,693.75	Accounts Payable
Vendor	PO Number	Invoice #	Account Code	Description	Issue Date	Amount
DMH Law LLC	PO23-0051	90	11000-2300-53413-0000-001752-0000-00000	Legal Services	06/30/2022	\$2,693.75
<b>Sub Total</b>						<b>\$2,693.75</b>
<b>Voucher Number</b>	<b>Bank Name</b>	<b>Account Number</b>	<b>Check Number</b>	<b>Payee</b>	<b>Amount</b>	<b>Type</b>
AP23021	NM Bank and Trust	120106281	4302	Ephesus Inc	\$206.14	Accounts Payable
Vendor	PO Number	Invoice #	Account Code	Description	Issue Date	Amount
Ephesus Inc	PO23-0019	5022101833	11000-1000-54630-1010-001752-0000-00000	Copier Lease	06/30/2022	\$206.14
<b>Sub Total</b>						<b>\$206.14</b>
<b>Voucher Number</b>	<b>Bank Name</b>	<b>Account Number</b>	<b>Check Number</b>	<b>Payee</b>	<b>Amount</b>	<b>Type</b>
AP23021	NM Bank and Trust	120106281	4303	Lisa Marie Ortiz	\$147.89	Accounts Payable
Vendor	PO Number	Invoice #	Account Code	Description	Issue Date	Amount
Lisa Marie Ortiz	PO23-0062	114-6336512-5184224	11000-1000-56118-1010-001752-0000-00000	Teachers Supplies ( Reimbursement) NTE:\$100	10/13/2022	\$56.98
Lisa Marie Ortiz	PO23-0062	1422 0156 0347 0627 6131	11000-1000-56118-1010-001752-0000-00000	Teachers Supplies ( Reimbursement) NTE:\$100	10/13/2022	\$14.09
Lisa Marie Ortiz	PO23-0062	225600228630	11000-1000-56118-1010-001752-0000-00000	Teachers Supplies ( Reimbursement) NTE:\$100	10/13/2022	\$13.25
Lisa Marie Ortiz	PO23-0062	227000541973	11000-1000-56118-1010-001752-0000-00000	Teachers Supplies ( Reimbursement) NTE:\$100	10/13/2022	\$6.06
Lisa Marie Ortiz	PO23-0062	227000715502	11000-1000-56118-1010-001752-0000-00000	Teachers Supplies ( Reimbursement) NTE:\$100	10/13/2022	\$14.64
Lisa Marie Ortiz	PO23-0062	2300 4022 4065 4569 3242	11000-1000-56118-1010-001752-0000-00000	Teachers Supplies ( Reimbursement) NTE:\$100	10/13/2022	\$42.87
<b>Sub Total</b>						<b>\$147.89</b>
<b>Voucher Number</b>	<b>Bank Name</b>	<b>Account Number</b>	<b>Check Number</b>	<b>Payee</b>	<b>Amount</b>	<b>Type</b>
AP23021	NM Bank and Trust	120106281	4304	National Cleaning	\$2,045.31	Accounts Payable
Vendor	PO Number	Invoice #	Account Code	Description	Issue Date	Amount
National Cleaning	PO23-0028	515	11000-2600-55915-0000-001752-0000-00000	Janitorial Services 7/1/22 - 6/30/2023	06/30/2022	\$2,045.31
<b>Sub Total</b>						<b>\$2,045.31</b>



Voucher Number	Bank Name	Account Number	Check Number	Payee	Amount	Type
AP23023	NM Bank and Trust	120106281	4312	Albuquerque Charter School League	\$675.00	Accounts Payable
Vendor	PO Number	Invoice #	Account Code	Description	Issue Date	Amount
Albuquerque Charter School	PO23-0005	056c	11000-1000-53711-9000-001752-0000-60003	Registration Fees	10/26/2022	\$675.00
<b>Sub Total</b>						<b>\$675.00</b>
Voucher Number	Bank Name	Account Number	Check Number	Payee	Amount	Type
AP23023	NM Bank and Trust	120106281	4313	Ephesus Inc	\$92.67	Accounts Payable
Vendor	PO Number	Invoice #	Account Code	Description	Issue Date	Amount
Ephesus Inc	PO23-0019	AR120900	11000-1000-54630-1010-001752-0000-00000	Copier Lease	06/30/2022	\$22.63
Ephesus Inc	PO23-0019	AR120901	11000-1000-54630-1010-001752-0000-00000	Copier Lease	06/30/2022	\$70.04
<b>Sub Total</b>						<b>\$92.67</b>
Voucher Number	Bank Name	Account Number	Check Number	Payee	Amount	Type
AP23023	NM Bank and Trust	120106281	4314	Follett Higher Education Group LLC	\$1,440.71	Accounts Payable
Vendor	PO Number	Invoice #	Account Code	Description	Issue Date	Amount
Follett Higher Education Group LLC	PO23-0090	1144689	11000-1000-56109-1010-001752-0000-00000	Foundations of Community Health	08/17/2022	\$990.00
Follett Higher Education Group LLC	PO23-0095	1140810a	11000-1000-56112-1010-001752-0000-00000	Early Childhood 45-hr textbooks	08/21/2022	\$385.00
Follett Higher Education Group LLC	PO23-0105	1140810	14000-1000-56111-1010-001752-0000-00000	Student Books, Phlebotomy essentials, Enhance	10/27/2022	\$65.71
<b>Sub Total</b>						<b>\$1,440.71</b>
Voucher Number	Bank Name	Account Number	Check Number	Payee	Amount	Type
AP23023	NM Bank and Trust	120106281	4315	Kimberlee Pena-Hanson	\$44.00	Accounts Payable
Vendor	PO Number	Invoice #	Account Code	Description	Issue Date	Amount
Kimberlee Pena-Hanson	PO23-0123	3837769808	11000-2500-53711-0000-001752-0000-00000	Background Check Reimbursment	10/05/2022	\$44.00
<b>Sub Total</b>						<b>\$44.00</b>
Voucher Number	Bank Name	Account Number	Check Number	Payee	Amount	Type
AP23023	NM Bank and Trust	120106281	4316	New Mexico Activities Association	\$100.00	Accounts Payable
Vendor	PO Number	Invoice #	Account Code	Description	Issue Date	Amount
New Mexico Activities Association	PO23-0132	219937	11000-1000-53711-9000-001752-0000-00000	202-2023 NMAA Membership Dues- Affiliate Membership 0 One Activity (HOSA)	10/26/2022	\$100.00
<b>Sub Total</b>						<b>\$100.00</b>
Voucher Number	Bank Name	Account Number	Check Number	Payee	Amount	Type
AP23023	NM Bank and Trust	120106281	4317	Orkin Pest Control	\$103.44	Accounts Payable
Vendor	PO Number	Invoice #	Account Code	Description	Issue Date	Amount
Orkin Pest Control	PO23-0030	233152730	11000-2600-55915-0000-001752-0000-00000	Pest Control Services	06/30/2022	\$103.44
<b>Sub Total</b>						<b>\$103.44</b>
<b>Grand Total</b>						<b>\$52,513.06</b>

# Health Leadership High School

## Account Summary Report

Cycle: FY22-23; Begin Date: 10/01/2022; End Date: 10/31/2022; Account Type: Revenue; Subtotal Elements: Fund; Account Expression: [All]; Subtotal By Account Type: Yes; Include Unposted Transactions: No; Created On: 11/15/2022 12:24:53 PM

Account Code	Description	Actual (Date Range)	Budget (YTD)	Actual (YTD)	Encumbrance (YTD)	Available (YTD)	% of Budget
11000-0000-41701-0000-001752-0000-00000	Operational-Fees - Activities	\$0.00	\$0.00	(\$200.00)	\$0.00	\$200.00	0.00
11000-0000-41920-0000-001752-0000-00000	Operational-Contributions/Donations - Private Sources (Non Categorical)	(\$500.00)	\$0.00	(\$500.00)	\$0.00	\$500.00	0.00
11000-0000-43101-0000-001752-0000-00000	State Equalization Guarantee	(\$249,442.02)	(\$2,993,050.00)	(\$997,768.16)	\$0.00	(\$1,995,281.84)	33.33
11000-0000-43214-0000-001752-0000-00000	Operational-Inter-Governmental Contract Revenue/REC	\$0.00	\$0.00	(\$948.50)	\$0.00	\$948.50	0.00
11000-0000-46100-0000-001752-0000-00000	E Rate	\$0.00	\$0.00	(\$666.99)	\$0.00	\$666.99	0.00
<b>Subtotal of Element: Revenue</b>		<b>(\$249,942.02)</b>	<b>(\$2,993,050.00)</b>	<b>(\$1,000,083.65)</b>	<b>\$0.00</b>	<b>(\$1,992,966.35)</b>	<b>33.41</b>
<b>Subtotal of Element: [Fund] 11000 - Operational</b>		<b>(\$249,942.02)</b>	<b>(\$2,993,050.00)</b>	<b>(\$1,000,083.65)</b>	<b>\$0.00</b>	<b>(\$1,992,966.35)</b>	<b>33.41</b>
24101-0000-41924-0000-001752-0000-00000	Title I - IASA-Flow-through Grants From Districts to Charter Schools	\$0.00	(\$161,910.00)	(\$35,859.36)	\$0.00	(\$126,050.64)	22.14
<b>Subtotal of Element: Revenue</b>		<b>\$0.00</b>	<b>(\$161,910.00)</b>	<b>(\$35,859.36)</b>	<b>\$0.00</b>	<b>(\$126,050.64)</b>	<b>22.15</b>
<b>Subtotal of Element: [Fund] 24101 - Title I - IASA</b>		<b>\$0.00</b>	<b>(\$161,910.00)</b>	<b>(\$35,859.36)</b>	<b>\$0.00</b>	<b>(\$126,050.64)</b>	<b>22.15</b>
24106-0000-41924-0000-001752-0000-00000	Entitlement IDEA-B-Flow-through Grants From Districts to Charter Schools	\$0.00	(\$55,859.00)	(\$9,909.14)	\$0.00	(\$45,949.86)	17.73
<b>Subtotal of Element: Revenue</b>		<b>\$0.00</b>	<b>(\$55,859.00)</b>	<b>(\$9,909.14)</b>	<b>\$0.00</b>	<b>(\$45,949.86)</b>	<b>17.74</b>
<b>Subtotal of Element: [Fund] 24106 - Entitlement IDEA-B</b>		<b>\$0.00</b>	<b>(\$55,859.00)</b>	<b>(\$9,909.14)</b>	<b>\$0.00</b>	<b>(\$45,949.86)</b>	<b>17.74</b>
24153-0000-41924-0000-001752-0000-00000	English Language Acquisition-Flow-through Grants From Districts to Charter Schools	\$0.00	(\$2,800.00)	\$0.00	\$0.00	(\$2,800.00)	0.00
<b>Subtotal of Element: Revenue</b>		<b>\$0.00</b>	<b>(\$2,800.00)</b>	<b>\$0.00</b>	<b>\$0.00</b>	<b>(\$2,800.00)</b>	<b>0.00</b>
<b>Subtotal of Element: [Fund] 24153 - English Language Acquisition</b>		<b>\$0.00</b>	<b>(\$2,800.00)</b>	<b>\$0.00</b>	<b>\$0.00</b>	<b>(\$2,800.00)</b>	<b>0.00</b>
24154-0000-41924-0000-001752-0000-00000	Teacher/Principal Training & Recruiting-Flow-through Grants From Districts to Charter Schools	\$0.00	(\$13,500.00)	(\$1,303.05)	\$0.00	(\$12,196.95)	9.65
<b>Subtotal of Element: Revenue</b>		<b>\$0.00</b>	<b>(\$13,500.00)</b>	<b>(\$1,303.05)</b>	<b>\$0.00</b>	<b>(\$12,196.95)</b>	<b>9.65</b>
<b>Subtotal of Element: [Fund] 24154 - Teacher/Principal Training &amp; Recruiting</b>		<b>\$0.00</b>	<b>(\$13,500.00)</b>	<b>(\$1,303.05)</b>	<b>\$0.00</b>	<b>(\$12,196.95)</b>	<b>9.65</b>
24174-0000-41924-0000-001752-0000-00000	Carl D Perkins Secondary - Current-Flow-through Grants From Districts to Charter Schools	\$0.00	(\$9,440.00)	(\$6,945.21)	\$0.00	(\$2,494.79)	73.57
<b>Subtotal of Element: Revenue</b>		<b>\$0.00</b>	<b>(\$9,440.00)</b>	<b>(\$6,945.21)</b>	<b>\$0.00</b>	<b>(\$2,494.79)</b>	<b>73.57</b>
<b>Subtotal of Element: [Fund] 24174 - Carl D Perkins Secondary - Current</b>		<b>\$0.00</b>	<b>(\$9,440.00)</b>	<b>(\$6,945.21)</b>	<b>\$0.00</b>	<b>(\$2,494.79)</b>	<b>73.57</b>
24308-0000-41924-0000-001752-0000-00000	CRRSA, ESSER II-Flow-through Grants From Districts to Charter Schools	\$0.00	\$0.00	(\$76,264.74)	\$0.00	\$76,264.74	0.00

<b>Subtotal of Element: Revenue</b>		<b>\$0.00</b>	<b>\$0.00</b>	<b>(\$76,264.74)</b>	<b>\$0.00</b>	<b>\$76,264.74</b>	<b>0.00</b>
<b>Subtotal of Element: [Fund] 24308 - CRRSA, ESSER II</b>		<b>\$0.00</b>	<b>\$0.00</b>	<b>(\$76,264.74)</b>	<b>\$0.00</b>	<b>\$76,264.74</b>	<b>0.00</b>
24309-0000-41924-0000-001752-0000-00000	CRRSA - SEL-Flow-through Grants From Districts to Charter Schools	\$0.00	(\$9,658.00)	(\$3,841.22)	\$0.00	(\$5,816.78)	39.77
<b>Subtotal of Element: Revenue</b>		<b>\$0.00</b>	<b>(\$9,658.00)</b>	<b>(\$3,841.22)</b>	<b>\$0.00</b>	<b>(\$5,816.78)</b>	<b>39.77</b>
<b>Subtotal of Element: [Fund] 24309 - CRRSA - ESSER II</b>		<b>\$0.00</b>	<b>(\$9,658.00)</b>	<b>(\$3,841.22)</b>	<b>\$0.00</b>	<b>(\$5,816.78)</b>	<b>39.77</b>
24330-0000-41924-0000-001752-0000-00000	CRRSA, ESSER III-Flow-through Grants From Districts to Charter Schools	\$0.00	(\$484,134.00)	\$0.00	\$0.00	(\$484,134.00)	0.00
<b>Subtotal of Element: Revenue</b>		<b>\$0.00</b>	<b>(\$484,134.00)</b>	<b>\$0.00</b>	<b>\$0.00</b>	<b>(\$484,134.00)</b>	<b>0.00</b>
<b>Subtotal of Element: [Fund] 24330 - CRRSA, ESSER III</b>		<b>\$0.00</b>	<b>(\$484,134.00)</b>	<b>\$0.00</b>	<b>\$0.00</b>	<b>(\$484,134.00)</b>	<b>0.00</b>
27107-0000-43204-0000-001752-0000-00000	Library GO Bonds-Prior Year Balances	\$0.00	(\$3,318.00)	\$0.00	\$0.00	(\$3,318.00)	0.00
<b>Subtotal of Element: Revenue</b>		<b>\$0.00</b>	<b>(\$3,318.00)</b>	<b>\$0.00</b>	<b>\$0.00</b>	<b>(\$3,318.00)</b>	<b>0.00</b>
<b>Subtotal of Element: [Fund] 27107 - Library GO Bonds</b>		<b>\$0.00</b>	<b>(\$3,318.00)</b>	<b>\$0.00</b>	<b>\$0.00</b>	<b>(\$3,318.00)</b>	<b>0.00</b>
27408-0000-43202-0000-001752-0000-00000	K-12 Plus/ELTP Planning-State Flow-through Grant	\$0.00	(\$18,500.00)	\$0.00	\$0.00	(\$18,500.00)	0.00
<b>Subtotal of Element: Revenue</b>		<b>\$0.00</b>	<b>(\$18,500.00)</b>	<b>\$0.00</b>	<b>\$0.00</b>	<b>(\$18,500.00)</b>	<b>0.00</b>
<b>Subtotal of Element: [Fund] 27408 - K-12 Plus/ELTP Planning</b>		<b>\$0.00</b>	<b>(\$18,500.00)</b>	<b>\$0.00</b>	<b>\$0.00</b>	<b>(\$18,500.00)</b>	<b>0.00</b>
27502-0000-41924-0000-001752-0000-00000	Student Advisement Plan-Flow-through Grants From Districts to Charter Schools	\$0.00	(\$9,135.00)	(\$18,686.47)	\$0.00	\$9,551.47	204.55
<b>Subtotal of Element: Revenue</b>		<b>\$0.00</b>	<b>(\$9,135.00)</b>	<b>(\$18,686.47)</b>	<b>\$0.00</b>	<b>\$9,551.47</b>	<b>204.56</b>
<b>Subtotal of Element: [Fund] 27502 - Student Advisement Plan</b>		<b>\$0.00</b>	<b>(\$9,135.00)</b>	<b>(\$18,686.47)</b>	<b>\$0.00</b>	<b>\$9,551.47</b>	<b>204.56</b>
28211-0000-43203-0000-001752-0000-00000	NMSchools Covid19 TestProgDOH-State Direct Grants	\$0.00	(\$59,102.00)	(\$18,577.98)	\$0.00	(\$40,524.02)	31.43
<b>Subtotal of Element: Revenue</b>		<b>\$0.00</b>	<b>(\$59,102.00)</b>	<b>(\$18,577.98)</b>	<b>\$0.00</b>	<b>(\$40,524.02)</b>	<b>31.43</b>
<b>Subtotal of Element: [Fund] 28211 - NMSchools Covid19 TestProgDOH</b>		<b>\$0.00</b>	<b>(\$59,102.00)</b>	<b>(\$18,577.98)</b>	<b>\$0.00</b>	<b>(\$40,524.02)</b>	<b>31.43</b>
29102-0000-41920-0000-001752-0000-00000	Private Dir Grants (Categorical)-Contributions/Donations - Private Sources (Non Categorical)	(\$3,845.04)	\$0.00	(\$3,845.04)	\$0.00	\$3,845.04	0.00
<b>Subtotal of Element: Revenue</b>		<b>(\$3,845.04)</b>	<b>\$0.00</b>	<b>(\$3,845.04)</b>	<b>\$0.00</b>	<b>\$3,845.04</b>	<b>0.00</b>
<b>Subtotal of Element: [Fund] 29102 - Private Dir Grants (Categorical)</b>		<b>(\$3,845.04)</b>	<b>\$0.00</b>	<b>(\$3,845.04)</b>	<b>\$0.00</b>	<b>\$3,845.04</b>	<b>0.00</b>
31400-0000-43202-0000-001752-0000-00000	Special Capital Outlay-State-State Flow-through Grant	\$0.00	(\$550,000.00)	\$0.00	\$0.00	(\$550,000.00)	0.00
31400-0000-43204-0000-001752-0000-00000	Special Capital Outlay-State-Prior Year Balances	(\$2,179.06)	(\$296,460.00)	(\$21,790.75)	\$0.00	(\$274,669.25)	7.35
<b>Subtotal of Element: Revenue</b>		<b>(\$2,179.06)</b>	<b>(\$846,460.00)</b>	<b>(\$21,790.75)</b>	<b>\$0.00</b>	<b>(\$824,669.25)</b>	<b>2.57</b>
<b>Subtotal of Element: [Fund] 31400 - Special Capital Outlay-State</b>		<b>(\$2,179.06)</b>	<b>(\$846,460.00)</b>	<b>(\$21,790.75)</b>	<b>\$0.00</b>	<b>(\$824,669.25)</b>	<b>2.57</b>
31600-0000-41110-0000-001752-0000-00000	Capital Improvements HB-33-Ad Valorem Taxes - School District	(\$349.62)	(\$188,416.00)	(\$4,483.95)	\$0.00	(\$183,932.05)	2.37
<b>Subtotal of Element: Revenue</b>		<b>(\$349.62)</b>	<b>(\$188,416.00)</b>	<b>(\$4,483.95)</b>	<b>\$0.00</b>	<b>(\$183,932.05)</b>	<b>2.38</b>



<b>Subtotal of Element: [Fund] 31600 - Capital Improvements HB-33</b>		<b>(\$349.62)</b>	<b>(\$188,416.00)</b>	<b>(\$4,483.95)</b>	<b>\$0.00</b>	<b>(\$183,932.05)</b>	<b>2.38</b>
31700-0000-43204-0000-001752-0000-00000	Capital Improvements SB-9-Prior Year Balances	\$0.00	(\$4,443.00)	\$0.00	\$0.00	(\$4,443.00)	0.00
<b>Subtotal of Element: Revenue</b>		<b>\$0.00</b>	<b>(\$4,443.00)</b>	<b>\$0.00</b>	<b>\$0.00</b>	<b>(\$4,443.00)</b>	<b>0.00</b>
<b>Subtotal of Element: [Fund] 31700 - Capital Improvements SB-9</b>		<b>\$0.00</b>	<b>(\$4,443.00)</b>	<b>\$0.00</b>	<b>\$0.00</b>	<b>(\$4,443.00)</b>	<b>0.00</b>
31701-0000-41110-0000-001752-0000-00000	Capital Improvements SB-9 Local-Ad Valorem Taxes - School District	(\$177.19)	(\$97,120.00)	(\$2,277.73)	\$0.00	(\$94,842.27)	2.34
<b>Subtotal of Element: Revenue</b>		<b>(\$177.19)</b>	<b>(\$97,120.00)</b>	<b>(\$2,277.73)</b>	<b>\$0.00</b>	<b>(\$94,842.27)</b>	<b>2.35</b>
<b>Subtotal of Element: [Fund] 31701 - Capital Improvements SB-9 Local</b>		<b>(\$177.19)</b>	<b>(\$97,120.00)</b>	<b>(\$2,277.73)</b>	<b>\$0.00</b>	<b>(\$94,842.27)</b>	<b>2.35</b>
<b>Grand Total</b>		<b>(\$256,492.93)</b>	<b>(\$4,956,845.00)</b>	<b>(\$1,203,868.29)</b>	<b>\$0.00</b>	<b>(\$3,752,976.71)</b>	<b>24.29</b>

# Health Leadership High School

## Rollup Report

Cycle: FY22-23; 1st Detail Element: Fund; 1st Detail Level: Detailed; 2nd Detail Element: Object; 2nd Detail Level: Highest; 3rd Detail Element: None; 3rd Detail Level: None; 4th Detail Element: None; 4th Detail Level: None; 5th Detail Element: None; 5th Detail Level: None; Account Expression: ([Object] >= "5") ; 1st Subtotal Element: Fund; 1st Subtotal Rollup Level: Detailed; 2nd Subtotal Element: None; 2nd Subtotal Rollup Level: None; 3rd Subtotal Element: None; 3rd Subtotal Rollup Level: None; 4th Subtotal Element: None; 4th Subtotal Rollup Level: None; 5th Subtotal Element: None; 5th Subtotal Rollup Level: None; Begin Date: 10/01/2022; End Date: 10/31/2022; Subtotal on Account Type: No; Include Encumbrances: Yes; Created On: 11/14/2022 12:12:32 PM

Fund	Object	Actuals (Selected Range)	Adopted Budget	Current Budget	Actuals (YTD)	Encumbrances (YTD)	Available	% of Budget
11000 - Operational	51000 - Personnel Services - Compensation	\$94,543.86	\$1,310,313.00	\$1,310,313.00	\$340,587.65	\$813,026.71	\$156,698.64	25.99
11000 - Operational	52000 - Personnel Services - Employee Benefits	\$31,617.61	\$509,394.00	\$509,394.00	\$133,397.46	\$274,480.32	\$101,516.22	26.19
11000 - Operational	53000 - Purchased Professional and Technical Services	\$19,008.62	\$297,002.00	\$297,002.00	\$79,954.30	\$240,117.36	(\$23,069.66)	26.92
11000 - Operational	54000 - Purchased Property Services	\$6,446.75	\$304,366.00	\$304,366.00	\$103,408.63	\$194,857.93	\$6,099.44	33.98
11000 - Operational	54320 - Technology-Related Repairs and Maintenance	\$2,963.13	\$37,000.00	\$37,000.00	\$2,963.13	\$27,103.75	\$6,933.12	8.01
11000 - Operational	55000 - Other Purchased Services	\$4,236.44	\$113,843.00	\$113,843.00	\$40,617.87	\$34,994.64	\$38,230.49	35.68
11000 - Operational	56000 - Supplies	\$2,487.08	\$147,586.00	\$147,586.00	\$31,813.06	\$47,661.24	\$68,111.70	21.56
11000 - Operational	56105 - Instructional Materials – Operational	\$0.00	\$26,462.00	\$26,462.00	\$0.00	\$0.00	\$26,462.00	0.00
11000 - Operational	56106 - Other Classroom Materials - Operational	\$0.00	\$10,000.00	\$10,000.00	\$0.00	\$0.00	\$10,000.00	0.00
11000 - Operational	56119 - Supply Assets (\$5,000 or Less)	\$0.00	\$4,100.00	\$4,100.00	\$390.97	\$0.00	\$3,709.03	9.54
11000 - Operational	57000 - Property	\$0.00	\$2,737,984.00	\$2,737,984.00	\$0.00	\$0.00	\$2,737,984.00	0.00
<b>Subtotal of Element: [Fund] 11000 - Operational</b>		<b>\$161,303.49</b>	<b>\$5,498,050.00</b>	<b>\$5,498,050.00</b>	<b>\$733,133.07</b>	<b>\$1,632,241.95</b>	<b>\$3,132,674.98</b>	
14000 - Instructional Materials	56000 - Supplies	\$65.71		\$0.00	\$65.71	\$2,934.29	(\$3,000.00)	
<b>Subtotal of Element: [Fund] 14000 - Instructional Materials</b>		<b>\$65.71</b>		<b>\$0.00</b>	<b>\$65.71</b>	<b>\$2,934.29</b>	<b>(\$3,000.00)</b>	
23000 - Non-Instructional Support	56000 - Supplies	\$0.00	\$2,443.00	\$2,443.00	\$0.00	\$0.00	\$2,443.00	0.00
<b>Subtotal of Element: [Fund] 23000 - Non-Instructional Support</b>		<b>\$0.00</b>	<b>\$2,443.00</b>	<b>\$2,443.00</b>	<b>\$0.00</b>	<b>\$0.00</b>	<b>\$2,443.00</b>	
24101 - Title I - IASA	51000 - Personnel Services - Compensation	\$9,214.68	\$120,023.00	\$120,023.00	\$32,296.03	\$88,907.98	(\$1,181.01)	26.91
24101 - Title I - IASA	52000 - Personnel Services - Employee Benefits	\$2,998.09	\$40,550.00	\$40,550.00	\$10,235.95	\$28,916.77	\$1,397.28	25.24
24101 - Title I - IASA	53000 - Purchased Professional and Technical Services	\$0.00	\$200.00	\$200.00	\$0.00	\$0.00	\$200.00	0.00
24101 - Title I - IASA	56000 - Supplies	\$0.00	\$1,137.00	\$1,137.00	\$0.00	\$80.00	\$1,057.00	0.00
<b>Subtotal of Element: [Fund] 24101 - Title I - IASA</b>		<b>\$12,212.77</b>	<b>\$161,910.00</b>	<b>\$161,910.00</b>	<b>\$42,531.98</b>	<b>\$117,904.75</b>	<b>\$1,473.27</b>	
24106 - Entitlement IDEA-B	51000 - Personnel Services - Compensation	\$2,713.66	\$41,422.00	\$41,422.00	\$9,497.81	\$25,779.75	\$6,144.44	22.93

24106 - Entitlement IDEA-B	52000 - Personnel Services - Employee Benefits	\$955.47	\$14,437.00	\$14,437.00	\$3,219.12	\$7,623.19	\$3,594.69	22.30
<b>Subtotal of Element: [Fund] 24106 - Entitlement IDEA-B</b>		<b>\$3,669.13</b>	<b>\$55,859.00</b>	<b>\$55,859.00</b>	<b>\$12,716.93</b>	<b>\$33,402.94</b>	<b>\$9,739.13</b>	
24153 - English Language Acquisition	56000 - Supplies	\$0.00	\$2,800.00	\$2,800.00	\$0.00	\$0.00	\$2,800.00	0.00
<b>Subtotal of Element: [Fund] 24153 - English Language Acquisition</b>		<b>\$0.00</b>	<b>\$2,800.00</b>	<b>\$2,800.00</b>	<b>\$0.00</b>	<b>\$0.00</b>	<b>\$2,800.00</b>	
24154 - Teacher/Principal Training & Recruiting	51000 - Personnel Services - Compensation	\$3,500.00	\$5,400.00	\$5,400.00	\$3,500.00	\$0.00	\$1,900.00	64.81
24154 - Teacher/Principal Training & Recruiting	52000 - Personnel Services - Employee Benefits	\$279.30	\$661.00	\$661.00	\$279.30	\$241.29	\$140.41	42.25
24154 - Teacher/Principal Training & Recruiting	53000 - Purchased Professional and Technical Services	\$538.75	\$7,439.00	\$7,439.00	\$5,387.50	\$64.50	\$1,987.00	72.42
<b>Subtotal of Element: [Fund] 24154 - Teacher/Principal Training &amp; Recruiting</b>		<b>\$4,318.05</b>	<b>\$13,500.00</b>	<b>\$13,500.00</b>	<b>\$9,166.80</b>	<b>\$305.79</b>	<b>\$4,027.41</b>	
24174 - Carl D Perkins Secondary - Current	56000 - Supplies	\$0.00	\$9,440.00	\$9,440.00	\$0.00	\$0.00	\$9,440.00	0.00
<b>Subtotal of Element: [Fund] 24174 - Carl D Perkins Secondary - Current</b>		<b>\$0.00</b>	<b>\$9,440.00</b>	<b>\$9,440.00</b>	<b>\$0.00</b>	<b>\$0.00</b>	<b>\$9,440.00</b>	
24309 - CRRSA - SEL	51000 - Personnel Services - Compensation	\$0.00		\$0.00	\$2,500.00	\$0.00	(\$2,500.00)	
24309 - CRRSA - SEL	52000 - Personnel Services - Employee Benefits	\$0.00		\$0.00	\$667.98	\$0.00	(\$667.98)	
24309 - CRRSA - SEL	56000 - Supplies	\$0.00		\$0.00	\$5,278.43	\$200.00	(\$5,478.43)	
<b>Subtotal of Element: [Fund] 24309 - CRRSA - SEL</b>		<b>\$0.00</b>		<b>\$0.00</b>	<b>\$8,446.41</b>	<b>\$200.00</b>	<b>(\$8,646.41)</b>	
24330 - CRRSA, ESSER III	51000 - Personnel Services - Compensation	\$7,799.92	\$183,370.00	\$183,370.00	\$22,271.07	\$93,208.17	\$67,890.76	12.15
24330 - CRRSA, ESSER III	52000 - Personnel Services - Employee Benefits	\$2,319.19	\$66,726.00	\$66,726.00	\$8,575.21	\$28,874.90	\$29,275.89	12.85
24330 - CRRSA, ESSER III	53000 - Purchased Professional and Technical Services	\$0.00	\$14,288.00	\$14,288.00	\$0.00	\$38,492.47	(\$24,204.47)	0.00
24330 - CRRSA, ESSER III	56000 - Supplies	\$0.00	\$219,750.00	\$219,750.00	\$25,000.00	\$0.00	\$194,750.00	11.38
<b>Subtotal of Element: [Fund] 24330 - CRRSA, ESSER III</b>		<b>\$10,119.11</b>	<b>\$484,134.00</b>	<b>\$484,134.00</b>	<b>\$55,846.28</b>	<b>\$160,575.54</b>	<b>\$267,712.18</b>	
24342 - ESSR III Round 2	55000 - Other Purchased Services	\$0.00		\$0.00	\$0.00	\$700.00	(\$700.00)	
<b>Subtotal of Element: [Fund] 24342 - ESSR III Round 2</b>		<b>\$0.00</b>		<b>\$0.00</b>	<b>\$0.00</b>	<b>\$700.00</b>	<b>(\$700.00)</b>	
26121 - Kellogg Fund/Kellogg Foundation	56000 - Supplies	\$0.00	\$2,500.00	\$2,500.00	\$0.00	\$0.00	\$2,500.00	0.00
<b>Subtotal of Element: [Fund] 26121 - Kellogg Fund/Kellogg Foundation</b>		<b>\$0.00</b>	<b>\$2,500.00</b>	<b>\$2,500.00</b>	<b>\$0.00</b>	<b>\$0.00</b>	<b>\$2,500.00</b>	
27107 - Library GO Bonds	56000 - Supplies	\$0.00	\$3,317.00	\$3,318.00	\$0.00	\$0.00	\$3,318.00	0.00
<b>Subtotal of Element: [Fund] 27107 - Library GO Bonds</b>		<b>\$0.00</b>	<b>\$3,317.00</b>	<b>\$3,318.00</b>	<b>\$0.00</b>	<b>\$0.00</b>	<b>\$3,318.00</b>	
27109 - Instructional Materials	56000 - Supplies	\$0.00	\$3,019.00	\$3,019.00	\$0.00	\$0.00	\$3,019.00	0.00

<b>Subtotal of Element: [Fund] 27109 - Instructional Materials</b>		<b>\$0.00</b>	<b>\$3,019.00</b>	<b>\$3,019.00</b>	<b>\$0.00</b>	<b>\$0.00</b>	<b>\$3,019.00</b>	
27408 - K-12 Plus/ELTP Planning	56000 - Supplies	\$0.00	\$18,500.00	\$18,500.00	\$0.00	\$0.00	\$18,500.00	0.00
<b>Subtotal of Element: [Fund] 27408 - K-12 Plus/ELTP Planning</b>		<b>\$0.00</b>	<b>\$18,500.00</b>	<b>\$18,500.00</b>	<b>\$0.00</b>	<b>\$0.00</b>	<b>\$18,500.00</b>	
27502 - Student Advisement Plan	56000 - Supplies	\$0.00	\$9,135.00	\$9,135.00	\$0.00	\$0.00	\$9,135.00	0.00
<b>Subtotal of Element: [Fund] 27502 - Student Advisement Plan</b>		<b>\$0.00</b>	<b>\$9,135.00</b>	<b>\$9,135.00</b>	<b>\$0.00</b>	<b>\$0.00</b>	<b>\$9,135.00</b>	
29102 - Private Dir Grants (Categorical)	56000 - Supplies	\$318.66	\$17,000.00	\$17,000.00	\$318.66	\$31.34	\$16,650.00	1.87
29102 - Private Dir Grants (Categorical)	57000 - Property	\$0.00	\$13,763.00	\$13,763.00	\$0.00	\$0.00	\$13,763.00	0.00
<b>Subtotal of Element: [Fund] 29102 - Private Dir Grants (Categorical)</b>		<b>\$318.66</b>	<b>\$30,763.00</b>	<b>\$30,763.00</b>	<b>\$318.66</b>	<b>\$31.34</b>	<b>\$30,413.00</b>	
31200 - Public School Capital Outlay	54000 - Purchased Property Services	\$16,447.92		\$0.00	\$16,447.92	\$0.00	(\$16,447.92)	
<b>Subtotal of Element: [Fund] 31200 - Public School Capital Outlay</b>		<b>\$16,447.92</b>		<b>\$0.00</b>	<b>\$16,447.92</b>	<b>\$0.00</b>	<b>(\$16,447.92)</b>	
31400 - Special Capital Outlay-State	57000 - Property	\$0.00	\$846,618.00	\$846,460.00	\$0.00	\$0.00	\$846,460.00	0.00
<b>Subtotal of Element: [Fund] 31400 - Special Capital Outlay-State</b>		<b>\$0.00</b>	<b>\$846,618.00</b>	<b>\$846,460.00</b>	<b>\$0.00</b>	<b>\$0.00</b>	<b>\$846,460.00</b>	
31600 - Capital Improvements HB-33	53000 - Purchased Professional and Technical Services	\$3.50	\$2,827.00	\$2,827.00	\$44.84	\$0.00	\$2,782.16	1.59
31600 - Capital Improvements HB-33	56119 - Supply Assets (\$5,000 or Less)	\$0.00	\$69,371.00	\$69,371.00	\$0.00	\$0.00	\$69,371.00	0.00
31600 - Capital Improvements HB-33	57000 - Property	\$0.00	\$903,039.00	\$903,039.00	\$130,000.00	\$0.00	\$773,039.00	14.40
<b>Subtotal of Element: [Fund] 31600 - Capital Improvements HB-33</b>		<b>\$3.50</b>	<b>\$975,237.00</b>	<b>\$975,237.00</b>	<b>\$130,044.84</b>	<b>\$0.00</b>	<b>\$845,192.16</b>	
31700 - Capital Improvements SB-9	56119 - Supply Assets (\$5,000 or Less)	\$0.00	\$4,443.00	\$4,443.00	\$0.00	\$462.61	\$3,980.39	0.00
<b>Subtotal of Element: [Fund] 31700 - Capital Improvements SB-9</b>		<b>\$0.00</b>	<b>\$4,443.00</b>	<b>\$4,443.00</b>	<b>\$0.00</b>	<b>\$462.61</b>	<b>\$3,980.39</b>	
31701 - Capital Improvements SB-9 Local	53000 - Purchased Professional and Technical Services	\$1.77	\$1,456.00	\$1,456.00	\$22.77	\$0.00	\$1,433.23	1.56
31701 - Capital Improvements SB-9 Local	56119 - Supply Assets (\$5,000 or Less)	\$0.00	\$25,144.00	\$25,144.00	\$274.90	\$604.71	\$24,264.39	1.09
31701 - Capital Improvements SB-9 Local	57000 - Property	\$0.00	\$542,296.00	\$542,296.00	\$0.00	\$0.00	\$542,296.00	0.00
<b>Subtotal of Element: [Fund] 31701 - Capital Improvements SB-9 Local</b>		<b>\$1.77</b>	<b>\$568,896.00</b>	<b>\$568,896.00</b>	<b>\$297.67</b>	<b>\$604.71</b>	<b>\$567,993.62</b>	
<b>Grand Total</b>		<b>\$208,460.11</b>	<b>\$8,690,564.00</b>	<b>\$8,690,407.00</b>	<b>\$1,009,016.27</b>	<b>\$1,949,363.92</b>	<b>\$5,732,026.81</b>	

# Health Leadership High School

## Account Summary Report

Cycle: FY22-23; Begin Date: 10/01/2022; End Date: 10/31/2022; Account Type: Expenditure; Subtotal Elements: Fund,Function; Account Expression: [All]; Subtotal By Account Type: Yes; Include Unposted Transactions: No; Created On: 11/15/2022 12:25:04 PM

Account Code	Description	Actual (Date Range)	Budget (YTD)	Actual (YTD)	Encumbrance (YTD)	Available (YTD)	% of Budget
11000-1000-51100-0000-001752-1611-00000	Operational-Salaries Expense	\$0.00	\$10,000.00	\$0.00	\$0.00	\$10,000.00	0.00
11000-1000-51100-0000-001752-1612-00000	Operational-Salaries Expense	\$540.00	\$0.00	\$540.00	\$0.00	(\$540.00)	0.00
11000-1000-51100-1010-001752-1411-00000	Salaries Expense: Teachers-Grades 1-12	\$26,486.79	\$441,850.00	\$100,178.59	\$204,558.56	\$137,112.85	22.67
11000-1000-51100-2000-001752-1412-00000	Salaries Expense: Teachers- Special Education	\$8,277.66	\$105,186.00	\$26,547.48	\$78,637.91	\$0.61	25.23
11000-1000-51100-4040-001752-1411-00000	Operational-Salaries Expense	\$1,591.53	\$37,553.00	\$6,252.03	\$11,546.64	\$19,754.33	16.64
11000-1000-51100-4040-001752-1412-00000	Operational-Salaries Expense	\$574.52	\$7,342.00	\$1,883.23	\$5,457.82	\$0.95	25.65
11000-1000-51300-1010-001752-1411-00000	Operational-Additional Compensation	\$2,875.60	\$3,500.00	\$2,875.60	\$16,636.40	(\$16,012.00)	82.16
11000-1000-51300-9000-001752-1618-00000	Operational-Additional Compensation	\$0.00	\$6,000.00	\$0.00	\$0.00	\$6,000.00	0.00
11000-1000-52111-0000-001752-1611-00000	Operational-Educational Retirement	\$0.00	\$1,715.00	\$0.00	\$0.00	\$1,715.00	0.00
11000-1000-52111-1010-001752-1411-00000	Operational-Educational Retirement	\$4,778.41	\$76,384.00	\$17,416.61	\$31,029.36	\$27,938.03	22.80
11000-1000-52111-2000-001752-1412-00000	Operational-Educational Retirement	\$1,419.60	\$18,025.00	\$4,552.83	\$13,467.97	\$4.20	25.25
11000-1000-52111-4040-001752-1411-00000	Operational-Educational Retirement	\$272.95	\$6,446.00	\$1,072.20	\$1,980.36	\$3,393.44	16.63
11000-1000-52111-4040-001752-1412-00000	Operational-Educational Retirement	\$98.54	\$560.00	\$323.01	\$935.12	(\$698.13)	57.68
11000-1000-52111-9000-001752-1618-00000	Operational-Educational Retirement	\$0.00	\$1,031.00	\$0.00	\$0.00	\$1,031.00	0.00
11000-1000-52112-0000-001752-1611-00000	Operational-ERA - Retiree Health	\$0.00	\$200.00	\$0.00	\$0.00	\$200.00	0.00
11000-1000-52112-1010-001752-1411-00000	Operational-ERA - Retiree Health	\$557.24	\$8,911.00	\$2,030.99	\$3,618.77	\$3,261.24	22.79
11000-1000-52112-2000-001752-1412-00000	Operational-ERA - Retiree Health	\$165.56	\$2,103.00	\$530.97	\$1,570.63	\$1.40	25.24
11000-1000-52112-4040-001752-1411-00000	Operational-ERA - Retiree Health	\$31.84	\$757.00	\$125.09	\$231.04	\$400.87	16.52
11000-1000-52112-4040-001752-1412-00000	Operational-ERA - Retiree Health	\$11.50	\$66.00	\$37.70	\$108.99	(\$80.69)	57.12
11000-1000-52112-9000-001752-1618-00000	Operational-ERA - Retiree Health	\$0.00	\$120.00	\$0.00	\$0.00	\$120.00	0.00
11000-1000-52210-0000-001752-1611-00000	Operational-FICA Payments	\$0.00	\$620.00	\$0.00	\$0.00	\$620.00	0.00
11000-1000-52210-0000-001752-1612-00000	Operational-FICA Payments	\$33.48	\$0.00	\$33.48	\$0.00	(\$33.48)	0.00
11000-1000-52210-1010-001752-1411-00000	Operational-FICA Payments	\$1,762.82	\$27,617.00	\$6,158.22	\$13,242.71	\$8,216.07	22.29
11000-1000-52210-2000-001752-1412-00000	Operational-FICA Payments	\$490.90	\$6,517.00	\$1,579.41	\$3,522.80	\$1,414.79	24.23
11000-1000-52210-4040-001752-1411-00000	Operational-FICA Payments	\$94.73	\$2,333.00	\$373.27	\$699.59	\$1,260.14	15.99
11000-1000-52210-4040-001752-1412-00000	Operational-FICA Payments	\$33.94	\$203.00	\$111.78	\$185.39	(\$94.17)	55.06
11000-1000-52210-9000-001752-1618-00000	Operational-FICA Payments	\$0.00	\$372.00	\$0.00	\$0.00	\$372.00	0.00
11000-1000-52220-0000-001752-1611-00000	Operational-Medicare Payments	\$0.00	\$145.00	\$0.00	\$0.00	\$145.00	0.00
11000-1000-52220-0000-001752-1612-00000	Operational-Medicare Payments	\$7.83	\$0.00	\$7.83	\$0.00	(\$7.83)	0.00
11000-1000-52220-1010-001752-1411-00000	Operational-Medicare Payments	\$412.28	\$6,464.00	\$1,440.27	\$3,097.20	\$1,926.53	22.28
11000-1000-52220-2000-001752-1412-00000	Operational-Medicare Payments	\$114.81	\$1,525.00	\$369.39	\$1,089.74	\$65.87	24.22
11000-1000-52220-4040-001752-1411-00000	Operational-Medicare Payments	\$22.17	\$550.00	\$87.32	\$163.73	\$298.95	15.87

11000-1000-52220-4040-001752-1412-00000	Operational-Medicare Payments	\$7.92	\$48.00	\$26.12	\$75.12	(\$53.24)	54.41
11000-1000-52220-9000-001752-1618-00000	Operational-Medicare Payments	\$0.00	\$89.00	\$0.00	\$0.00	\$89.00	0.00
11000-1000-52311-0000-001752-1611-00000	Operational-Health and Medical Premiums	\$0.00	\$1,676.00	\$0.00	\$0.00	\$1,676.00	0.00
11000-1000-52311-1010-001752-1411-00000	Operational-Health and Medical Premiums	\$1,344.50	\$29,697.00	\$6,922.00	\$6,850.15	\$15,924.85	23.30
11000-1000-52311-2000-001752-1412-00000	Operational-Health and Medical Premiums	\$509.48	\$13,516.00	\$1,518.21	\$4,882.83	\$7,114.96	11.23
11000-1000-52311-4040-001752-1411-00000	Operational-Health and Medical Premiums	\$91.37	\$3,066.00	\$334.15	\$605.53	\$2,126.32	10.89
11000-1000-52311-4040-001752-1412-00000	Operational-Health and Medical Premiums	\$38.39	\$24.00	\$113.97	\$366.89	(\$456.86)	474.87
11000-1000-52312-0000-001752-1611-00000	Operational-Life	\$0.00	\$57.00	\$0.00	\$0.00	\$57.00	0.00
11000-1000-52312-1010-001752-1411-00000	Operational-Life	\$20.32	\$379.00	\$85.57	\$187.72	\$105.71	22.57
11000-1000-52312-2000-001752-1412-00000	Operational-Life	\$8.31	\$77.00	\$21.09	\$79.80	(\$23.89)	27.38
11000-1000-52312-4040-001752-1411-00000	Operational-Life	\$1.51	\$33.00	\$5.44	\$10.88	\$16.68	16.48
11000-1000-52312-4040-001752-1412-00000	Operational-Life	\$0.58	\$3.00	\$1.80	\$5.51	(\$4.31)	60.00
11000-1000-52313-0000-001752-1611-00000	Operational-Dental	\$0.00	\$386.00	\$0.00	\$0.00	\$386.00	0.00
11000-1000-52313-1010-001752-1411-00000	Operational-Dental	\$41.57	\$1,179.00	\$148.29	\$302.31	\$728.40	12.57
11000-1000-52313-2000-001752-1412-00000	Operational-Dental	\$25.21	\$669.00	\$75.93	\$240.73	\$352.34	11.34
11000-1000-52313-4040-001752-1411-00000	Operational-Dental	\$3.26	\$143.00	\$10.60	\$27.97	\$104.43	7.41
11000-1000-52313-4040-001752-1412-00000	Operational-Dental	\$1.80	\$11.00	\$5.40	\$17.10	(\$11.50)	49.09
11000-1000-52314-0000-001752-1611-00000	Operational-Vision	\$0.00	\$128.00	\$0.00	\$0.00	\$128.00	0.00
11000-1000-52314-1010-001752-1411-00000	Operational-Vision	\$8.95	\$319.00	\$30.43	\$66.23	\$222.34	9.53
11000-1000-52314-2000-001752-1412-00000	Operational-Vision	\$8.88	\$116.00	\$15.72	\$48.64	\$51.64	13.55
11000-1000-52314-4040-001752-1411-00000	Operational-Vision	\$0.54	\$36.00	\$1.62	\$4.95	\$29.43	4.50
11000-1000-52314-4040-001752-1412-00000	Operational-Vision	\$0.36	\$3.00	\$0.72	\$3.42	(\$1.14)	24.00
11000-1000-52315-0000-001752-1611-00000	Operational-Disability	\$0.00	\$360.00	\$0.00	\$0.00	\$360.00	0.00
11000-1000-52315-1010-001752-1411-00000	Operational-Disability	\$24.09	\$748.00	\$59.63	\$136.80	\$551.57	7.97
11000-1000-52315-2000-001752-1412-00000	Operational-Disability	\$0.00	\$164.00	\$0.00	\$0.00	\$164.00	0.00
11000-1000-52315-4040-001752-1411-00000	Operational-Disability	\$0.70	\$73.00	\$2.58	\$4.14	\$66.28	3.53
11000-1000-52500-0000-001752-1611-00000	Operational-Unemployment Compensation	\$0.00	\$95.00	\$0.00	\$0.00	\$95.00	0.00
11000-1000-52500-0000-001752-1612-00000	Operational-Unemployment Compensation	\$1.78	\$0.00	\$1.78	\$0.00	(\$1.78)	0.00
11000-1000-52500-1010-001752-1411-00000	Operational-Unemployment Compensation	\$24.70	\$637.00	\$79.59	\$333.45	\$223.96	12.49
11000-1000-52500-2000-001752-1412-00000	Operational-Unemployment Compensation	\$20.56	\$129.00	\$63.96	\$130.10	(\$65.06)	49.58
11000-1000-52500-4040-001752-1411-00000	Operational-Unemployment Compensation	\$0.30	\$55.00	\$2.93	\$21.62	\$30.45	5.32
11000-1000-52500-4040-001752-1412-00000	Operational-Unemployment Compensation	\$1.08	\$5.00	\$3.36	\$9.48	(\$7.84)	67.20
11000-1000-52710-0000-001752-1611-00000	Operational-Workers Compensation Premium	\$0.00	\$0.00	\$135.14	\$0.00	(\$135.14)	0.00
11000-1000-52710-1010-001752-1411-00000	Operational-Workers Compensation Premium	\$0.00	\$6,636.00	\$6,635.41	\$0.00	\$0.59	99.99
11000-1000-52710-2000-001752-1412-00000	Operational-Workers Compensation Premium	\$0.00	\$2,188.00	\$2,187.50	\$0.00	\$0.50	99.97
11000-1000-52710-4040-001752-1411-00000	Operational-Workers Compensation Premium	\$0.00	\$512.00	\$512.36	\$0.00	(\$0.36)	100.07

11000-1000-52710-4040-001752-1412-00000	Operational-Workers Compensation Premium	\$0.00	\$44.00	\$44.72	\$0.00	(\$0.72)	101.63
11000-1000-52720-0000-001752-1611-00000	Operational-Workers Compensation Employer's Fee	\$0.00	\$10.00	\$0.00	\$0.00	\$10.00	0.00
11000-1000-52720-1010-001752-1411-00000	Operational-Workers Compensation Employer's Fee	\$0.00	\$70.00	\$13.19	\$0.00	\$56.81	18.84
11000-1000-52720-2000-001752-1412-00000	Operational-Workers Compensation Employer's Fee	\$0.00	\$14.00	\$3.68	\$0.00	\$10.32	26.28
11000-1000-52720-4040-001752-1411-00000	Operational-Workers Compensation Employer's Fee	\$0.00	\$11.00	\$0.78	\$0.00	\$10.22	7.09
11000-1000-52720-4040-001752-1412-00000	Operational-Workers Compensation Employer's Fee	\$0.00	\$1.00	\$0.25	\$0.00	\$0.75	25.00
11000-1000-53330-1010-001752-0000-00000	Operational-Professional Development	\$0.00	\$20,000.00	\$2,647.45	\$1,678.80	\$15,673.75	13.23
11000-1000-53711-1010-001752-0000-00000	Operational-Other Charges	\$0.00	\$2,000.00	\$0.00	\$1,410.00	\$590.00	0.00
11000-1000-53711-9000-001752-0000-00000	Operational-Other Charges	\$100.00	\$4,223.00	\$100.00	\$180.00	\$3,943.00	2.36
11000-1000-53711-9000-001752-0000-60003	Operational-Other Charges	\$675.00	\$0.00	\$1,600.00	\$1,625.00	(\$3,225.00)	0.00
11000-1000-54311-1010-001752-0000-00000	Operational-Maintenance & Repair Furniture/Fixtures/Equipment	\$0.00	\$1,200.00	\$0.00	\$1,200.00	\$0.00	0.00
11000-1000-54610-1010-001752-0000-00000	Operational-Rental - Land and Buildings	\$0.00	\$1,000.00	\$0.00	\$0.00	\$1,000.00	0.00
11000-1000-54610-9000-001752-0000-00000	Operational-Rental - Land and Buildings	\$0.00	\$3,305.00	\$1,337.50	\$1,967.50	\$0.00	40.46
11000-1000-54630-1010-001752-0000-00000	Rental - Computers and Related Equipment	\$298.81	\$2,520.00	\$1,195.24	\$1,324.76	\$0.00	47.43
11000-1000-55813-1010-001752-0000-00000	Operational-Employee Travel - Non-Teachers	\$0.00	\$16,000.00	\$0.00	\$0.00	\$16,000.00	0.00
11000-1000-55817-1010-001752-0000-00000	Operational-Student Travel	\$712.29	\$6,000.00	\$712.29	\$2,115.00	\$3,172.71	11.87
11000-1000-55915-1010-001752-0000-00000	Operational-Other Contract Services	\$0.00	\$6,226.00	\$628.93	\$5,808.25	(\$211.18)	10.10
11000-1000-56105-1010-001752-0000-00000	Operational-Instructional Materials – Operational	\$0.00	\$26,462.00	\$0.00	\$0.00	\$26,462.00	0.00
11000-1000-56106-1010-001752-0000-00000	Operational-Other Classroom Materials - Operational	\$0.00	\$8,135.00	\$0.00	\$0.00	\$8,135.00	0.00
11000-1000-56109-1010-001752-0000-00000	Operational-Instructional Materials On-Line	\$990.00	\$990.00	\$990.00	\$0.00	\$0.00	100.00
11000-1000-56112-1010-001752-0000-00000	Operational-Other Textbooks	\$385.00	\$875.00	\$385.00	\$0.00	\$490.00	44.00
11000-1000-56113-1010-001752-0000-00000	Operational-Software	\$0.00	\$450.00	\$0.00	\$450.00	\$0.00	0.00
11000-1000-56118-1010-001752-0000-00000	Operational-General Supplies and Materials	\$180.47	\$3,721.00	\$2,594.82	\$1,876.18	(\$750.00)	69.73
11000-1000-56118-4040-001752-0000-00000	Operational-General Supplies and Materials	\$0.00	\$73,887.00	\$0.00	\$0.00	\$73,887.00	0.00
11000-1000-56118-9000-001752-0000-00000	Operational-General Supplies and Materials	\$0.00	\$4,000.00	\$726.42	\$234.48	\$3,039.10	18.16
11000-1000-56119-1010-001752-0000-00000	Operational-Supply Assets (\$5,000 or Less)	\$0.00	\$2,500.00	\$104.98	\$0.00	\$2,395.02	4.19
11000-1000-57331-1010-001752-0000-00000	Operational-Fixed Assets (More Than \$5,000)	\$0.00	\$761,221.00	\$0.00	\$0.00	\$761,221.00	0.00
<b>Subtotal of Element: Expenditure</b>		<b>\$56,182.43</b>	<b>\$1,782,217.00</b>	<b>\$206,613.85</b>	<b>\$426,062.07</b>	<b>\$1,149,541.08</b>	<b>11.59</b>
<b>Subtotal of Element: [Function] 1000 - Instruction</b>		<b>\$56,182.43</b>	<b>\$1,782,217.00</b>	<b>\$206,613.85</b>	<b>\$426,062.07</b>	<b>\$1,149,541.08</b>	<b>11.59</b>

11000-2100-51100-0000-001752-1211-00000	Salaries Expense: Coordinator/Subject Matter Specialist	\$18,180.38	\$236,057.00	\$63,871.47	\$165,757.58	\$6,427.95	27.05
11000-2100-51100-0000-001752-1216-00000	Operational-Salaries Expense	\$192.30	\$2,500.00	\$769.20	\$1,730.80	\$0.00	30.76
11000-2100-51100-0000-001752-1217-00000	Salaries Expense: Secretarial/Clerical/Technical Assistants	\$3,846.16	\$50,000.00	\$15,384.64	\$34,615.36	\$0.00	30.76
11000-2100-51100-2000-001752-1211-00000	Operational-Salaries Expense	\$4,357.24	\$56,681.00	\$15,250.34	\$41,393.66	\$37.00	26.90
11000-2100-51100-2000-001752-1214-00000	Operational-Salaries Expense	\$5,863.62	\$76,227.00	\$20,522.67	\$55,704.38	(\$0.05)	26.92
11000-2100-51100-4025-001752-1214-00000	Operational-Salaries Expense	\$2,471.90	\$30,030.00	\$8,246.90	\$23,483.10	(\$1,700.00)	27.46
11000-2100-51100-4040-001752-1211-00000	Operational-Salaries Expense	\$224.66	\$2,921.00	\$786.31	\$2,134.24	\$0.45	26.91
11000-2100-51100-4040-001752-1214-00000	Operational-Salaries Expense	\$308.62	\$7,556.00	\$1,080.17	\$2,931.78	\$3,544.05	14.29
11000-2100-51300-0000-001752-1211-00000	Operational-Additional Compensation	\$0.00	\$3,000.00	\$1,500.00	\$0.00	\$1,500.00	50.00
11000-2100-51300-2000-001752-1214-00000	Operational-Additional Compensation	\$0.00	\$3,865.00	\$0.00	\$0.00	\$3,865.00	0.00
11000-2100-52111-0000-001752-1211-00000	Operational-Educational Retirement	\$3,117.94	\$39,639.00	\$11,211.22	\$28,427.47	\$0.31	28.28
11000-2100-52111-0000-001752-1216-00000	Operational-Educational Retirement	\$32.98	\$428.00	\$131.92	\$296.80	(\$0.72)	30.82
11000-2100-52111-0000-001752-1217-00000	Operational-Educational Retirement	\$659.62	\$8,576.00	\$2,638.48	\$5,936.63	\$0.89	30.76
11000-2100-52111-2000-001752-1211-00000	Operational-Educational Retirement	\$747.26	\$9,714.00	\$2,615.41	\$7,041.22	\$57.37	26.92
11000-2100-52111-2000-001752-1214-00000	Operational-Educational Retirement	\$1,005.62	\$13,073.00	\$3,519.67	\$9,553.37	(\$0.04)	26.92
11000-2100-52111-4025-001752-1214-00000	Operational-Educational Retirement	\$423.94	\$5,150.00	\$1,414.34	\$4,027.43	(\$291.77)	27.46
11000-2100-52111-4040-001752-1211-00000	Operational-Educational Retirement	\$38.52	\$501.00	\$134.82	\$365.94	\$0.24	26.91
11000-2100-52111-4040-001752-1214-00000	Operational-Educational Retirement	\$52.92	\$687.00	\$185.22	\$502.74	(\$0.96)	26.96
11000-2100-52112-0000-001752-1211-00000	Operational-ERA - Retiree Health	\$363.60	\$4,623.00	\$1,307.40	\$3,315.08	\$0.52	28.28
11000-2100-52112-0000-001752-1216-00000	Operational-ERA - Retiree Health	\$3.84	\$49.00	\$15.36	\$34.56	(\$0.92)	31.34
11000-2100-52112-0000-001752-1217-00000	Operational-ERA - Retiree Health	\$76.92	\$1,000.00	\$307.68	\$692.24	\$0.08	30.76
11000-2100-52112-2000-001752-1211-00000	Operational-ERA - Retiree Health	\$87.14	\$1,132.00	\$304.99	\$821.19	\$5.82	26.94
11000-2100-52112-2000-001752-1214-00000	Operational-ERA - Retiree Health	\$117.26	\$1,524.00	\$410.41	\$1,113.97	(\$0.38)	26.92
11000-2100-52112-4025-001752-1214-00000	Operational-ERA - Retiree Health	\$49.44	\$601.00	\$164.94	\$469.68	(\$33.62)	27.44
11000-2100-52112-4040-001752-1211-00000	Operational-ERA - Retiree Health	\$4.50	\$59.00	\$15.75	\$42.75	\$0.50	26.69
11000-2100-52112-4040-001752-1214-00000	Operational-ERA - Retiree Health	\$6.18	\$80.00	\$21.63	\$58.71	(\$0.34)	27.03
11000-2100-52210-0000-001752-1211-00000	Operational-FICA Payments	\$1,041.22	\$9,242.00	\$3,758.53	\$9,315.10	(\$3,831.63)	40.66
11000-2100-52210-0000-001752-1216-00000	Operational-FICA Payments	\$11.92	\$775.00	\$47.68	\$107.27	\$620.05	6.15
11000-2100-52210-0000-001752-1217-00000	Operational-FICA Payments	\$238.46	\$1,550.00	\$953.84	\$2,146.21	(\$1,550.05)	61.53
11000-2100-52210-0000-001752-1218-00000	Operational-FICA Payments	\$0.00	\$5,580.00	\$0.00	\$0.00	\$5,580.00	0.00
11000-2100-52210-2000-001752-1211-00000	Operational-FICA Payments	\$261.59	\$3,515.00	\$918.77	\$2,472.03	\$124.20	26.13
11000-2100-52210-2000-001752-1214-00000	Operational-FICA Payments	\$315.30	\$5,127.00	\$1,130.25	\$2,995.34	\$1,001.41	22.04
11000-2100-52210-4025-001752-1214-00000	Operational-FICA Payments	\$145.50	\$1,630.00	\$489.45	\$1,381.62	(\$241.07)	30.02
11000-2100-52210-4040-001752-1211-00000	Operational-FICA Payments	\$13.02	\$0.00	\$46.08	\$123.69	(\$169.77)	0.00
11000-2100-52210-4040-001752-1214-00000	Operational-FICA Payments	\$16.60	\$469.00	\$59.51	\$157.70	\$251.79	12.68
11000-2100-52220-0000-001752-1211-00000	Operational-Medicare Payments	\$243.52	\$2,162.00	\$879.01	\$2,178.62	(\$895.63)	40.65
11000-2100-52220-0000-001752-1216-00000	Operational-Medicare Payments	\$2.78	\$182.00	\$11.12	\$25.02	\$145.86	6.10



11000-2100-52220-0000-001752-1217-00000	Operational-Medicare Payments	\$55.76	\$363.00	\$223.04	\$501.81	(\$361.85)	61.44
11000-2100-52220-0000-001752-1218-00000	Operational-Medicare Payments	\$0.00	\$1,305.00	\$0.00	\$0.00	\$1,305.00	0.00
11000-2100-52220-2000-001752-1211-00000	Operational-Medicare Payments	\$61.18	\$822.00	\$214.87	\$578.20	\$28.93	26.13
11000-2100-52220-2000-001752-1214-00000	Operational-Medicare Payments	\$73.74	\$1,200.00	\$264.33	\$700.53	\$235.14	22.02
11000-2100-52220-4025-001752-1214-00000	Operational-Medicare Payments	\$34.02	\$382.00	\$114.46	\$323.17	(\$55.63)	29.96
11000-2100-52220-4040-001752-1211-00000	Operational-Medicare Payments	\$3.04	\$0.00	\$10.77	\$28.88	(\$39.65)	0.00
11000-2100-52220-4040-001752-1214-00000	Operational-Medicare Payments	\$3.88	\$111.00	\$13.92	\$36.86	\$60.22	12.54
11000-2100-52311-0000-001752-1211-00000	Operational-Health and Medical Premiums	\$1,100.95	\$10,970.00	\$4,978.23	\$18,838.60	(\$12,846.83)	45.38
11000-2100-52311-0000-001752-1218-00000	Operational-Health and Medical Premiums	\$0.00	\$14,027.00	\$0.00	\$0.00	\$14,027.00	0.00
11000-2100-52311-2000-001752-1211-00000	Operational-Health and Medical Premiums	\$201.17	\$6,127.00	\$628.65	\$2,045.92	\$3,452.43	10.26
11000-2100-52311-2000-001752-1214-00000	Operational-Health and Medical Premiums	\$1,110.48	\$13,326.00	\$3,268.56	\$10,549.56	(\$492.12)	24.52
11000-2100-52311-4025-001752-1214-00000	Operational-Health and Medical Premiums	\$178.69	\$166.00	\$503.21	\$1,697.66	(\$2,034.87)	303.13
11000-2100-52311-4040-001752-1211-00000	Operational-Health and Medical Premiums	\$20.88	\$0.00	\$61.46	\$198.36	(\$259.82)	0.00
11000-2100-52311-4040-001752-1214-00000	Operational-Health and Medical Premiums	\$58.44	\$726.00	\$172.02	\$555.18	(\$1.20)	23.69
11000-2100-52312-0000-001752-1211-00000	Operational-Life	\$15.52	\$192.00	\$41.30	\$147.44	\$3.26	21.51
11000-2100-52312-0000-001752-1216-00000	Operational-Life	\$0.24	\$3.00	\$0.72	\$2.28	\$0.00	24.00
11000-2100-52312-0000-001752-1217-00000	Operational-Life	\$4.78	\$60.00	\$14.34	\$45.41	\$0.25	23.90
11000-2100-52312-2000-001752-1211-00000	Operational-Life	\$3.66	\$54.00	\$15.54	\$37.24	\$1.22	28.77
11000-2100-52312-2000-001752-1214-00000	Operational-Life	\$5.00	\$63.00	\$15.00	\$47.50	\$0.50	23.80
11000-2100-52312-4025-001752-1214-00000	Operational-Life	\$2.26	\$27.00	\$6.46	\$21.47	(\$0.93)	23.92
11000-2100-52312-4040-001752-1211-00000	Operational-Life	\$0.26	\$4.00	\$0.78	\$2.47	\$0.75	19.50
11000-2100-52312-4040-001752-1214-00000	Operational-Life	\$0.26	\$3.00	\$0.78	\$2.47	(\$0.25)	26.00
11000-2100-52313-0000-001752-1211-00000	Operational-Dental	\$124.47	\$588.00	\$294.03	\$805.41	(\$511.44)	50.00
11000-2100-52313-0000-001752-1218-00000	Operational-Dental	\$0.00	\$616.00	\$0.00	\$0.00	\$616.00	0.00
11000-2100-52313-2000-001752-1211-00000	Operational-Dental	\$5.96	\$232.00	\$18.84	\$60.61	\$152.55	8.12
11000-2100-52313-2000-001752-1214-00000	Operational-Dental	\$48.76	\$586.00	\$146.28	\$463.22	(\$23.50)	24.96
11000-2100-52313-4025-001752-1214-00000	Operational-Dental	\$7.34	\$73.00	\$21.06	\$69.73	(\$17.79)	28.84
11000-2100-52313-4040-001752-1211-00000	Operational-Dental	\$0.86	\$0.00	\$2.58	\$8.17	(\$10.75)	0.00
11000-2100-52313-4040-001752-1214-00000	Operational-Dental	\$2.56	\$42.00	\$7.68	\$24.32	\$10.00	18.28
11000-2100-52314-0000-001752-1211-00000	Operational-Vision	\$5.77	\$119.00	\$28.62	\$114.57	(\$24.19)	24.05
11000-2100-52314-0000-001752-1218-00000	Operational-Vision	\$0.00	\$102.00	\$0.00	\$0.00	\$102.00	0.00
11000-2100-52314-2000-001752-1211-00000	Operational-Vision	\$0.00	\$77.00	\$0.00	\$0.00	\$77.00	0.00
11000-2100-52314-2000-001752-1214-00000	Operational-Vision	\$8.06	\$97.00	\$24.18	\$76.57	(\$3.75)	24.92
11000-2100-52314-4025-001752-1214-00000	Operational-Vision	\$1.60	\$16.00	\$4.60	\$15.20	(\$3.80)	28.75
11000-2100-52314-4040-001752-1211-00000	Operational-Vision	\$0.18	\$0.00	\$0.54	\$1.71	(\$2.25)	0.00
11000-2100-52314-4040-001752-1214-00000	Operational-Vision	\$0.42	\$9.00	\$1.26	\$3.99	\$3.75	14.00
11000-2100-52315-0000-001752-1211-00000	Operational-Disability	\$11.87	\$293.00	\$65.21	\$253.48	(\$25.69)	22.25
11000-2100-52315-2000-001752-1211-00000	Operational-Disability	\$0.00	\$216.00	\$0.00	\$0.00	\$216.00	0.00

11000-2100-52315-2000-001752-1214-00000	Operational-Disability	\$12.44	\$150.00	\$37.32	\$118.18	(\$5.50)	24.88
11000-2100-52315-4025-001752-1214-00000	Operational-Disability	\$4.77	\$47.00	\$11.46	\$45.41	(\$9.87)	24.38
11000-2100-52315-4040-001752-1211-00000	Operational-Disability	\$0.50	\$0.00	\$1.50	\$4.75	(\$6.25)	0.00
11000-2100-52315-4040-001752-1214-00000	Operational-Disability	\$0.66	\$15.00	\$1.98	\$6.27	\$6.75	13.20
11000-2100-52500-0000-001752-1211-00000	Operational-Unemployment Compensation	\$23.06	\$306.00	\$61.13	\$244.80	\$0.07	19.97
11000-2100-52500-0000-001752-1216-00000	Operational-Unemployment Compensation	\$0.00	\$4.00	\$0.00	\$4.34	(\$0.34)	0.00
11000-2100-52500-0000-001752-1217-00000	Operational-Unemployment Compensation	\$0.00	\$87.00	\$0.00	\$86.16	\$0.84	0.00
11000-2100-52500-2000-001752-1211-00000	Operational-Unemployment Compensation	\$14.38	\$100.00	\$50.33	\$54.95	(\$5.28)	50.33
11000-2100-52500-2000-001752-1214-00000	Operational-Unemployment Compensation	\$0.00	\$89.00	\$0.00	\$89.97	(\$0.97)	0.00
11000-2100-52500-4025-001752-1214-00000	Operational-Unemployment Compensation	\$0.00	\$38.00	\$0.00	\$40.55	(\$2.55)	0.00
11000-2100-52500-4040-001752-1211-00000	Operational-Unemployment Compensation	\$0.00	\$5.00	\$0.18	\$4.73	\$0.09	3.60
11000-2100-52500-4040-001752-1214-00000	Operational-Unemployment Compensation	\$0.00	\$4.00	\$0.00	\$4.74	(\$0.74)	0.00
11000-2100-52710-0000-001752-1211-00000	Operational-Workers Compensation Premium	\$0.00	\$2,031.00	\$1,974.58	\$0.00	\$56.42	97.22
11000-2100-52710-0000-001752-1216-00000	Operational-Workers Compensation Premium	\$0.00	\$174.00	\$169.17	\$0.00	\$4.83	97.22
11000-2100-52710-0000-001752-1217-00000	Operational-Workers Compensation Premium	\$0.00	\$348.00	\$338.33	\$0.00	\$9.67	97.22
11000-2100-52710-0000-001752-1218-00000	Operational-Workers Compensation Premium	\$0.00	\$1,251.00	\$1,216.25	\$0.00	\$34.75	97.22
11000-2100-52710-2000-001752-1211-00000	Operational-Workers Compensation Premium	\$0.00	\$788.00	\$0.00	\$0.00	\$788.00	0.00
11000-2100-52710-2000-001752-1214-00000	Operational-Workers Compensation Premium	\$0.00	\$1,096.00	\$1,065.55	\$0.00	\$30.45	97.22
11000-2100-52710-4025-001752-1214-00000	Operational-Workers Compensation Premium	\$0.00	\$366.00	\$355.83	\$0.00	\$10.17	97.22
11000-2100-52710-4040-001752-1214-00000	Operational-Workers Compensation Premium	\$0.00	\$106.00	\$103.06	\$0.00	\$2.94	97.22
11000-2100-52720-0000-001752-1211-00000	Operational-Workers Compensation Employer's Fee	\$0.00	\$20.00	\$6.78	\$0.00	\$13.22	33.90
11000-2100-52720-0000-001752-1216-00000	Operational-Workers Compensation Employer's Fee	\$0.00	\$3.00	\$0.10	\$0.00	\$2.90	3.33
11000-2100-52720-0000-001752-1217-00000	Operational-Workers Compensation Employer's Fee	\$0.00	\$5.00	\$2.09	\$0.00	\$2.91	41.80
11000-2100-52720-0000-001752-1218-00000	Operational-Workers Compensation Employer's Fee	\$0.00	\$10.00	\$0.00	\$0.00	\$10.00	0.00
11000-2100-52720-2000-001752-1211-00000	Operational-Workers Compensation Employer's Fee	\$0.00	\$8.00	\$1.72	\$0.00	\$6.28	21.50
11000-2100-52720-2000-001752-1214-00000	Operational-Workers Compensation Employer's Fee	\$0.00	\$10.00	\$2.18	\$0.00	\$7.82	21.80
11000-2100-52720-4025-001752-1214-00000	Operational-Workers Compensation Employer's Fee	\$0.00	\$4.00	\$0.92	\$0.00	\$3.08	23.00
11000-2100-52720-4040-001752-1211-00000	Operational-Workers Compensation Employer's Fee	\$0.00	\$0.00	\$0.12	\$0.00	(\$0.12)	0.00
11000-2100-52720-4040-001752-1214-00000	Operational-Workers Compensation Employer's Fee	\$0.00	\$2.00	\$0.12	\$0.00	\$1.88	6.00

11000-2100-53211-2000-001752-0000-00000	Diagnosticians - Contracted	\$0.00	\$10,992.00	\$0.00	\$10,991.44	\$0.56	0.00
11000-2100-53212-2000-001752-0000-00000	Speech Therapists - Contracted	\$0.00	\$8,500.00	\$0.00	\$7,247.84	\$1,252.16	0.00
11000-2100-53213-2000-001752-0000-00000	Operational-Occupational Therapists - Contracted	\$1,170.20	\$910.00	\$1,170.20	\$3,009.90	(\$3,270.10)	128.59
11000-2100-53215-2000-001752-0000-00000	Operational-Psychologists/Counselors - Contracted	\$0.00	\$1,500.00	\$0.00	\$1,500.00	\$0.00	0.00
11000-2100-53216-2000-001752-0000-00000	Operational-Audiologists - Contracted	\$0.00	\$0.00	\$0.00	\$185.00	(\$185.00)	0.00
11000-2100-53330-0000-001752-0000-00000	Operational-Professional Development	\$0.00	\$3,051.00	\$439.22	\$2,611.00	\$0.78	14.39
11000-2100-53414-0000-001752-0000-00000	Operational-Other Services	\$0.00	\$18,334.00	\$0.00	\$0.00	\$18,334.00	0.00
11000-2100-53414-2000-001752-0000-00000	Operational-Other Services	\$711.15	\$10,000.00	\$2,273.53	\$26,059.73	(\$18,333.26)	22.73
11000-2100-53711-0000-001752-0000-00000	Operational-Other Charges	\$0.00	\$750.00	\$0.00	\$750.00	\$0.00	0.00
11000-2100-55813-0000-001752-0000-00000	Employee Travel - Non-Teachers	\$0.00	\$500.00	\$0.00	\$0.00	\$500.00	0.00
11000-2100-55915-0000-001752-0000-00000	Operational-Other Contract Services	\$1,255.96	\$7,050.00	\$1,883.94	\$4,480.66	\$685.40	26.72
11000-2100-56113-0000-001752-0000-00000	Operational-Software	\$0.00	\$14,235.00	\$0.00	\$15,119.76	(\$884.76)	0.00
11000-2100-56113-2000-001752-0000-00000	Operational-Software	\$0.00	\$2,900.00	\$0.00	\$2,965.00	(\$65.00)	0.00
11000-2100-56118-0000-001752-0000-00000	General Supplies and Materials	\$64.90	\$4,134.00	\$1,144.34	\$3,282.89	(\$293.23)	27.68
<b>Subtotal of Element: Expenditure</b>		<b>\$50,932.55</b>	<b>\$728,825.00</b>	<b>\$183,580.43</b>	<b>\$528,519.34</b>	<b>\$16,725.23</b>	<b>25.19</b>
<b>Subtotal of Element: [Function] 2100 - Support Services-Students</b>		<b>\$50,932.55</b>	<b>\$728,825.00</b>	<b>\$183,580.43</b>	<b>\$528,519.34</b>	<b>\$16,725.23</b>	<b>25.19</b>
11000-2200-51100-0000-001752-1211-00000	Operational-Salaries Expense	\$6,923.08	\$90,000.00	\$27,692.32	\$62,307.68	\$0.00	30.76
11000-2200-52111-0000-001752-1211-00000	Operational-Educational Retirement	\$1,187.30	\$15,435.00	\$4,749.20	\$10,685.69	\$0.11	30.76
11000-2200-52112-0000-001752-1211-00000	Operational-ERA - Retiree Health	\$138.46	\$1,800.00	\$553.84	\$1,246.14	\$0.02	30.76
11000-2200-52210-0000-001752-1211-00000	Operational-FICA Payments	\$403.50	\$5,580.00	\$1,627.88	\$3,487.65	\$464.47	29.17
11000-2200-52220-0000-001752-1211-00000	Operational-Medicare Payments	\$94.36	\$1,305.00	\$380.69	\$815.64	\$108.67	29.17
11000-2200-52311-0000-001752-1211-00000	Operational-Health and Medical Premiums	\$607.82	\$7,734.00	\$1,804.60	\$5,928.52	\$0.88	23.33
11000-2200-52312-0000-001752-1211-00000	Operational-Life	\$5.26	\$66.00	\$15.78	\$49.97	\$0.25	23.90
11000-2200-52313-0000-001752-1211-00000	Operational-Dental	\$8.58	\$116.00	\$25.74	\$89.29	\$0.97	22.18
11000-2200-52314-0000-001752-1211-00000	Operational-Vision	\$6.30	\$86.00	\$25.25	\$59.85	\$0.90	29.36
11000-2200-52315-0000-001752-1211-00000	Operational-Disability	\$14.82	\$186.00	\$44.46	\$140.79	\$0.75	23.90
11000-2200-52500-0000-001752-1211-00000	Operational-Unemployment Compensation	\$0.00	\$95.00	\$0.00	\$94.71	\$0.29	0.00
11000-2200-52710-0000-001752-1211-00000	Operational-Workers Compensation Premium	\$0.00	\$1,251.00	\$1,216.25	\$0.00	\$34.75	97.22
11000-2200-52720-0000-001752-1211-00000	Operational-Workers Compensation Employer's Fee	\$0.00	\$10.00	\$2.30	\$0.00	\$7.70	23.00
11000-2200-53414-0000-001752-0000-00000	Operational-Other Services	\$1,185.25	\$11,853.00	\$1,185.25	\$10,667.25	\$0.50	9.99
11000-2200-56113-0000-001752-0000-00000	Operational-Software	\$0.00	\$5,000.00	\$4,979.56	\$0.00	\$20.44	99.59
11000-2200-56118-0000-001752-0000-00000	Operational-General Supplies and Materials	\$347.36	\$3,000.00	\$347.36	\$881.76	\$1,770.88	11.57
<b>Subtotal of Element: Expenditure</b>		<b>\$10,922.09</b>	<b>\$143,517.00</b>	<b>\$44,650.48</b>	<b>\$96,454.94</b>	<b>\$2,411.58</b>	<b>31.11</b>
<b>Subtotal of Element: [Function] 2200 - Support Services-Instruction</b>		<b>\$10,922.09</b>	<b>\$143,517.00</b>	<b>\$44,650.48</b>	<b>\$96,454.94</b>	<b>\$2,411.58</b>	<b>31.11</b>

11000-2300-51100-0000-001752-1111-00000	Operational-Salaries Expense	\$9,615.38	\$125,000.00	\$38,461.52	\$86,538.48	\$0.00	30.76
11000-2300-52111-0000-001752-1111-00000	Operational-Educational Retirement	\$1,649.04	\$21,438.00	\$6,596.16	\$14,841.36	\$0.48	30.76
11000-2300-52112-0000-001752-1111-00000	Operational-ERA - Retiree Health	\$192.30	\$2,500.00	\$769.20	\$1,730.89	(\$0.09)	30.76
11000-2300-52210-0000-001752-1111-00000	Operational-FICA Payments	\$545.36	\$7,750.00	\$2,210.95	\$4,908.38	\$630.67	28.52
11000-2300-52220-0000-001752-1111-00000	Operational-Medicare Payments	\$127.54	\$1,813.00	\$517.06	\$1,147.84	\$148.10	28.51
11000-2300-52311-0000-001752-1111-00000	Operational-Health and Medical Premiums	\$1,168.92	\$14,546.00	\$3,440.58	\$11,104.74	\$0.68	23.65
11000-2300-52312-0000-001752-1111-00000	Operational-Life	\$5.26	\$66.00	\$15.78	\$49.97	\$0.25	23.90
11000-2300-52313-0000-001752-1111-00000	Operational-Dental	\$51.32	\$642.00	\$153.96	\$487.54	\$0.50	23.98
11000-2300-52314-0000-001752-1111-00000	Operational-Vision	\$8.49	\$107.00	\$25.47	\$80.77	\$0.76	23.80
11000-2300-52315-0000-001752-1111-00000	Operational-Disability	\$17.10	\$214.00	\$51.30	\$162.45	\$0.25	23.97
11000-2300-52500-0000-001752-1111-00000	Operational-Unemployment Compensation	\$0.00	\$95.00	\$0.00	\$94.71	\$0.29	0.00
11000-2300-52710-0000-001752-1111-00000	Operational-Workers Compensation Premium	\$0.00	\$1,738.00	\$1,689.72	\$0.00	\$48.28	97.22
11000-2300-52720-0000-001752-1111-00000	Operational-Workers Compensation Employer's Fee	\$0.00	\$10.00	\$2.30	\$0.00	\$7.70	23.00
11000-2300-53330-0000-001752-0000-00000	Operational-Professional Development	\$0.00	\$1,000.00	\$0.00	\$0.00	\$1,000.00	0.00
11000-2300-53411-0000-001752-0000-00000	Auditing	\$0.00	\$22,830.00	\$13,846.28	\$8,983.72	\$0.00	60.64
11000-2300-53413-0000-001752-0000-00000	Legal	\$2,693.75	\$41,219.00	\$8,081.25	\$33,136.86	\$0.89	19.60
11000-2300-53414-0000-001752-0000-00000	Operational-Other Services	\$0.00	\$16,660.00	\$0.00	\$11,640.00	\$5,020.00	0.00
11000-2300-53711-0000-001752-0000-00000	Operational-Other Charges	\$0.00	\$2,900.00	\$0.00	\$2,900.00	\$0.00	0.00
11000-2300-55400-0000-001752-0000-00000	Operational-Advertising	\$0.00	\$25,000.00	\$10,788.06	\$3.38	\$14,208.56	43.15
11000-2300-55812-0000-001752-0000-00000	Board Training	\$0.00	\$1,000.00	\$0.00	\$500.00	\$500.00	0.00
11000-2300-56113-0000-001752-0000-00000	Operational-Software	\$0.00	\$162.00	\$161.52	\$0.00	\$0.48	99.70
11000-2300-56118-0000-001752-0000-00000	Operational-General Supplies and Materials	\$0.00	\$1,000.00	\$0.00	\$0.00	\$1,000.00	0.00
<b>Subtotal of Element: Expenditure</b>		<b>\$16,074.46</b>	<b>\$287,690.00</b>	<b>\$86,811.11</b>	<b>\$178,311.09</b>	<b>\$22,567.80</b>	<b>30.18</b>
<b>Subtotal of Element: [Function] 2300 - Support Services-General Administration</b>		<b>\$16,074.46</b>	<b>\$287,690.00</b>	<b>\$86,811.11</b>	<b>\$178,311.09</b>	<b>\$22,567.80</b>	<b>30.18</b>
11000-2400-51100-0000-001752-1217-00000	Salaries Expense: Secretarial/Clerical/Technical Assistants	\$2,176.92	\$28,300.00	\$8,707.68	\$19,592.32	\$0.00	30.76
11000-2400-51300-0000-001752-1217-00000	Operational-Additional Compensation	\$37.50	\$0.00	\$37.50	\$0.00	(\$37.50)	0.00
11000-2400-52111-0000-001752-1217-00000	Operational-Educational Retirement	\$379.77	\$6,569.00	\$1,499.79	\$3,353.60	\$1,715.61	22.83
11000-2400-52112-0000-001752-1217-00000	Operational-ERA - Retiree Health	\$44.31	\$766.00	\$174.99	\$391.29	\$199.72	22.84
11000-2400-52210-0000-001752-1217-00000	Operational-FICA Payments	\$137.29	\$2,375.00	\$542.17	\$1,212.30	\$620.53	22.82
11000-2400-52220-0000-001752-1217-00000	Operational-Medicare Payments	\$32.12	\$557.00	\$126.86	\$283.68	\$146.46	22.77
11000-2400-52312-0000-001752-1217-00000	Operational-Life	\$5.50	\$72.00	\$16.50	\$49.62	\$5.88	22.91
11000-2400-52313-0000-001752-1217-00000	Operational-Dental	\$0.00	\$309.00	\$0.00	\$0.00	\$309.00	0.00
11000-2400-52314-0000-001752-1217-00000	Operational-Vision	\$0.00	\$102.00	\$0.00	\$0.00	\$102.00	0.00
11000-2400-52315-0000-001752-1217-00000	Operational-Disability	\$0.00	\$288.00	\$0.00	\$0.00	\$288.00	0.00
11000-2400-52500-0000-001752-1217-00000	Operational-Unemployment Compensation	\$6.67	\$119.00	\$26.29	\$62.94	\$29.77	22.09

11000-2400-52710-0000-001752-1217-00000	Operational-Workers Compensation Premium	\$0.00	\$533.00	\$518.19	\$0.00	\$14.81	97.22
11000-2400-52720-0000-001752-1217-00000	Operational-Workers Compensation Employer's Fee	\$0.00	\$13.00	\$2.41	\$0.00	\$10.59	18.53
11000-2400-53330-0000-001752-0000-00000	Operational-Professional Development	\$0.00	\$1,200.00	\$1,200.00	\$75.00	(\$75.00)	100.00
11000-2400-53711-0000-001752-0000-00000	Operational-Other Charges	\$0.00	\$500.00	\$0.00	\$0.00	\$500.00	0.00
11000-2400-54610-0000-001752-0000-00000	Operational-Rental - Land and Buildings	\$0.00	\$3,500.00	\$1,580.00	\$250.00	\$1,670.00	45.14
11000-2400-55813-0000-001752-0000-00000	Operational-Employee Travel - Non-Teachers	\$0.00	\$500.00	\$0.00	\$0.00	\$500.00	0.00
11000-2400-55915-0000-001752-0000-00000	Operational-Other Contract Services	\$0.00	\$4,000.00	\$0.00	\$0.00	\$4,000.00	0.00
11000-2400-56118-0000-001752-0000-00000	General Supplies and Materials	\$519.35	\$3,250.00	\$1,642.35	\$677.24	\$930.41	50.53
<b>Subtotal of Element: Expenditure</b>		<b>\$3,339.43</b>	<b>\$52,953.00</b>	<b>\$16,074.73</b>	<b>\$25,947.99</b>	<b>\$10,930.28</b>	<b>30.36</b>
<b>Subtotal of Element: [Function] 2400 - Support Services-School Administration</b>		<b>\$3,339.43</b>	<b>\$52,953.00</b>	<b>\$16,074.73</b>	<b>\$25,947.99</b>	<b>\$10,930.28</b>	<b>30.36</b>
11000-2500-53414-0000-001752-0000-00000	Operational-Other Services	\$11,586.39	\$156,768.00	\$40,692.29	\$114,186.50	\$1,889.21	25.95
11000-2500-53711-0000-001752-0000-00000	Other Charges	\$44.00	\$1,160.00	\$754.65	\$497.00	(\$91.65)	65.05
11000-2500-54311-0000-001752-0000-00000	Operational-Maintenance & Repair Furniture/Fixtures/Equipment	\$0.00	\$9,975.00	\$0.00	\$9,975.00	\$0.00	0.00
11000-2500-54320-0000-001752-0000-00000	Operational-Technology-Related Repairs and Maintenance	\$2,963.13	\$37,000.00	\$2,963.13	\$27,103.75	\$6,933.12	8.00
11000-2500-54630-0000-001752-0000-00000	Operational-Rentals - Computers and Related Equipment	\$0.00	\$1,000.00	\$390.72	\$609.28	\$0.00	39.07
11000-2500-55400-0000-001752-0000-00000	Operational-Advertising	\$0.00	\$1,500.00	\$0.00	\$0.00	\$1,500.00	0.00
11000-2500-56113-0000-001752-0000-00000	Operational-Software	\$0.00	\$21,620.00	\$16,751.52	\$4,867.80	\$0.68	77.48
11000-2500-56118-0000-001752-0000-00000	General Supplies and Materials	\$0.00	\$2,453.00	\$568.97	\$194.04	\$1,689.99	23.19
11000-2500-57331-0000-001752-0000-00000	Operational-Fixed Assets (More Than \$5,000)	\$0.00	\$279,402.00	\$0.00	\$0.00	\$279,402.00	0.00
<b>Subtotal of Element: Expenditure</b>		<b>\$14,593.52</b>	<b>\$510,878.00</b>	<b>\$62,121.28</b>	<b>\$157,433.37</b>	<b>\$291,323.35</b>	<b>12.16</b>
<b>Subtotal of Element: [Function] 2500 - Central Services</b>		<b>\$14,593.52</b>	<b>\$510,878.00</b>	<b>\$62,121.28</b>	<b>\$157,433.37</b>	<b>\$291,323.35</b>	<b>12.16</b>
11000-2600-53711-0000-001752-0000-00000	Operational-Other Charges	\$842.88	\$25.00	\$5,964.18	\$368.32	(\$6,307.50)	23,856.72
11000-2600-54312-0000-001752-0000-00000	Operational-Maintenance & Repair - Buildings And Grounds	\$0.00	\$9,407.00	\$2,026.72	\$7,379.88	\$0.40	21.54
11000-2600-54313-0000-001752-0000-00000	Operational-Maintenance & Repair - Vehicles	\$0.00	\$2,500.00	\$0.00	\$0.00	\$2,500.00	0.00
11000-2600-54411-0000-001752-0000-00000	Electricity	\$1,471.22	\$24,350.00	\$6,473.82	\$17,875.78	\$0.40	26.58
11000-2600-54412-0000-001752-0000-00000	Natural Gas (Buildings)	\$0.00	\$2,500.00	\$0.00	\$1,616.40	\$883.60	0.00
11000-2600-54415-0000-001752-0000-00000	Water/Sewage	\$371.23	\$5,000.00	\$1,777.91	\$3,222.09	\$0.00	35.55
11000-2600-54416-0000-001752-0000-00000	Communication Services	\$674.41	\$13,596.00	\$4,818.64	\$8,733.24	\$44.12	35.44
11000-2600-54610-0000-001752-0000-00000	Rental - Land and Buildings	\$3,631.08	\$240,960.00	\$83,808.08	\$140,704.00	\$16,447.92	34.78
11000-2600-55200-0000-001752-0000-00000	Property/Liability Insurance	\$0.00	\$19,749.00	\$19,698.00	\$0.00	\$51.00	99.74
11000-2600-55915-0000-001752-0000-00000	Other Contract Services	\$2,268.19	\$28,994.00	\$6,906.65	\$22,087.35	\$0.00	23.82
11000-2600-56118-0000-001752-0000-00000	General Supplies and Materials	\$0.00	\$20,000.00	\$1,345.29	\$16,533.89	\$2,120.82	6.72

11000-2600-56119-0000-001752-0000-00000	Operational-Supply Assets (\$5,000 or Less)	\$0.00	\$1,600.00	\$285.99	\$0.00	\$1,314.01	17.87
11000-2600-56211-0000-001752-0000-00000	Operational-Gasoline	\$0.00	\$1,200.00	\$59.46	\$440.54	\$700.00	4.95
<b>Subtotal of Element: Expenditure</b>		<b>\$9,259.01</b>	<b>\$369,881.00</b>	<b>\$133,164.74</b>	<b>\$218,961.49</b>	<b>\$17,754.77</b>	<b>36.00</b>
<b>Subtotal of Element: [Function] 2600 - Operation &amp; Maintenance of Plant</b>		<b>\$9,259.01</b>	<b>\$369,881.00</b>	<b>\$133,164.74</b>	<b>\$218,961.49</b>	<b>\$17,754.77</b>	<b>36.00</b>
11000-2700-56215-0000-001752-0000-00000	Tires	\$0.00	\$1,000.00	\$0.00	\$0.00	\$1,000.00	0.00
11000-2700-56216-0000-001752-0000-00000	Maintenance Supplies/ Parts	\$0.00	\$500.00	\$0.00	\$0.00	\$500.00	0.00
<b>Subtotal of Element: Expenditure</b>		<b>\$0.00</b>	<b>\$1,500.00</b>	<b>\$0.00</b>	<b>\$0.00</b>	<b>\$1,500.00</b>	<b>0.00</b>
<b>Subtotal of Element: [Function] 2700 - Student Transportation</b>		<b>\$0.00</b>	<b>\$1,500.00</b>	<b>\$0.00</b>	<b>\$0.00</b>	<b>\$1,500.00</b>	<b>0.00</b>
11000-3100-53330-0000-001752-0000-00000	Operational-Professional Development	\$0.00	\$200.00	\$0.00	\$200.00	\$0.00	0.00
11000-3100-53711-0000-001752-0000-00000	Operational-Other Charges	\$0.00	\$0.00	\$0.00	\$214.00	(\$214.00)	0.00
11000-3100-56116-0000-001752-0000-00000	Operational-Food	\$0.00	\$500.00	\$62.34	\$137.66	\$300.00	12.46
11000-3100-56117-0000-001752-0000-00000	Operational-Non-Food	\$0.00	\$0.00	\$54.11	\$0.00	(\$54.11)	0.00
<b>Subtotal of Element: Expenditure</b>		<b>\$0.00</b>	<b>\$700.00</b>	<b>\$116.45</b>	<b>\$551.66</b>	<b>\$31.89</b>	<b>16.64</b>
<b>Subtotal of Element: [Function] 3100 - Food Services Operations</b>		<b>\$0.00</b>	<b>\$700.00</b>	<b>\$116.45</b>	<b>\$551.66</b>	<b>\$31.89</b>	<b>16.64</b>
11000-4000-57200-0000-001752-0000-00000	Operational-Buildings Purchase	\$0.00	\$1,660,000.00	\$0.00	\$0.00	\$1,660,000.00	0.00
<b>Subtotal of Element: Expenditure</b>		<b>\$0.00</b>	<b>\$1,660,000.00</b>	<b>\$0.00</b>	<b>\$0.00</b>	<b>\$1,660,000.00</b>	<b>0.00</b>
<b>Subtotal of Element: [Function] 4000 - Capital Outlay</b>		<b>\$0.00</b>	<b>\$1,660,000.00</b>	<b>\$0.00</b>	<b>\$0.00</b>	<b>\$1,660,000.00</b>	<b>0.00</b>
<b>Subtotal of Element: [Fund] 11000 - Operational</b>		<b>\$161,303.49</b>	<b>\$5,538,161.00</b>	<b>\$733,133.07</b>	<b>\$1,632,241.95</b>	<b>\$3,172,785.98</b>	<b>13.24</b>
14000-1000-56111-1010-001752-0000-00000	Instructional Materials-Instructional Materials Cash - 50% Textbooks	\$65.71	\$0.00	\$65.71	\$2,934.29	(\$3,000.00)	0.00
<b>Subtotal of Element: Expenditure</b>		<b>\$65.71</b>	<b>\$0.00</b>	<b>\$65.71</b>	<b>\$2,934.29</b>	<b>(\$3,000.00)</b>	<b>0.00</b>
<b>Subtotal of Element: [Function] 1000 - Instruction</b>		<b>\$65.71</b>	<b>\$0.00</b>	<b>\$65.71</b>	<b>\$2,934.29</b>	<b>(\$3,000.00)</b>	<b>0.00</b>
<b>Subtotal of Element: [Fund] 14000 - Instructional Materials</b>		<b>\$65.71</b>	<b>\$0.00</b>	<b>\$65.71</b>	<b>\$2,934.29</b>	<b>(\$3,000.00)</b>	<b>0.00</b>
23000-1000-56118-9000-001752-0000-00000	Non-Instructional Support-General Supplies and Materials	\$0.00	\$2,443.00	\$0.00	\$0.00	\$2,443.00	0.00
<b>Subtotal of Element: Expenditure</b>		<b>\$0.00</b>	<b>\$2,443.00</b>	<b>\$0.00</b>	<b>\$0.00</b>	<b>\$2,443.00</b>	<b>0.00</b>
<b>Subtotal of Element: [Function] 1000 - Instruction</b>		<b>\$0.00</b>	<b>\$2,443.00</b>	<b>\$0.00</b>	<b>\$0.00</b>	<b>\$2,443.00</b>	<b>0.00</b>
<b>Subtotal of Element: [Fund] 23000 - Non-Instructional Support</b>		<b>\$0.00</b>	<b>\$2,443.00</b>	<b>\$0.00</b>	<b>\$0.00</b>	<b>\$2,443.00</b>	<b>0.00</b>
24101-1000-51100-1010-001752-1411-00000	Title I - IASA-Salaries Expense	\$5,911.58	\$74,978.00	\$20,330.43	\$57,528.58	(\$2,881.01)	27.11
24101-1000-52111-1010-001752-1411-00000	Title I - IASA-Educational Retirement	\$1,013.84	\$12,859.00	\$3,486.69	\$9,866.15	(\$493.84)	27.11
24101-1000-52112-1010-001752-1411-00000	Title I - IASA-ERA - Retiree Health	\$118.24	\$1,500.00	\$406.64	\$1,150.60	(\$57.24)	27.10
24101-1000-52210-1010-001752-1411-00000	Title I - IASA-FICA Payments	\$354.48	\$4,964.00	\$1,225.29	\$3,855.49	(\$116.78)	24.68
24101-1000-52220-1010-001752-1411-00000	Title I - IASA-Medicare Payments	\$82.91	\$1,088.00	\$286.57	\$901.70	(\$100.27)	26.33
24101-1000-52311-1010-001752-1411-00000	Title I - IASA-Health and Medical Premiums	\$274.75	\$6,565.00	\$802.55	\$2,042.17	\$3,720.28	12.22

24101-1000-52312-1010-001752-1411-00000	Title I - IASA-Life	\$4.99	\$51.00	\$14.71	\$46.08	(\$9.79)	28.84
24101-1000-52313-1010-001752-1411-00000	Title I - IASA-Dental	\$16.29	\$353.00	\$48.09	\$150.12	\$154.79	13.62
24101-1000-52500-1010-001752-1411-00000	Title I - IASA-Unemployment Compensation	\$0.00	\$86.00	\$0.00	\$92.03	(\$6.03)	0.00
24101-1000-52720-1010-001752-1411-00000	Title I - IASA-Workers Compensation Employer's Fee	\$0.00	\$9.00	\$2.13	\$0.00	\$6.87	23.66
<b>Subtotal of Element: Expenditure</b>		<b>\$7,777.08</b>	<b>\$102,453.00</b>	<b>\$26,603.10</b>	<b>\$75,632.92</b>	<b>\$216.98</b>	<b>25.97</b>
<b>Subtotal of Element: [Function] 1000 - Instruction</b>		<b>\$7,777.08</b>	<b>\$102,453.00</b>	<b>\$26,603.10</b>	<b>\$75,632.92</b>	<b>\$216.98</b>	<b>25.97</b>
24101-2100-51100-0000-001752-1214-00000	Title I - IASA-Salaries Expense	\$3,303.10	\$45,045.00	\$11,965.60	\$31,379.40	\$1,700.00	26.56
24101-2100-52111-0000-001752-1214-00000	Title I - IASA-Educational Retirement	\$566.48	\$7,726.00	\$2,052.13	\$5,381.56	\$292.31	26.56
24101-2100-52112-0000-001752-1214-00000	Title I - IASA-ERA - Retiree Health	\$66.06	\$901.00	\$239.31	\$627.57	\$34.12	26.56
24101-2100-52210-0000-001752-1214-00000	Title I - IASA-FICA Payments	\$194.44	\$3,179.00	\$710.37	\$1,846.13	\$622.50	22.34
24101-2100-52220-0000-001752-1214-00000	Title I - IASA-Medicare Payments	\$45.48	\$654.00	\$166.14	\$431.66	\$56.20	25.40
24101-2100-52311-0000-001752-1214-00000	Title I - IASA-Health and Medical Premiums	\$238.77	\$285.00	\$725.54	\$2,268.42	(\$2,708.96)	254.57
24101-2100-52312-0000-001752-1214-00000	Title I - IASA-Life	\$3.00	\$34.00	\$9.32	\$28.50	(\$3.82)	27.41
24101-2100-52313-0000-001752-1214-00000	Title I - IASA-Dental	\$9.82	\$124.00	\$30.42	\$93.29	\$0.29	24.53
24101-2100-52314-0000-001752-1214-00000	Title I - IASA-Vision	\$2.16	\$28.00	\$6.68	\$20.52	\$0.80	23.85
24101-2100-52315-0000-001752-1214-00000	Title I - IASA-Disability	\$6.38	\$81.00	\$21.99	\$60.62	(\$1.61)	27.14
24101-2100-52500-0000-001752-1214-00000	Title I - IASA-Unemployment Compensation	\$0.00	\$57.00	\$0.00	\$54.16	\$2.84	0.00
24101-2100-52720-0000-001752-1214-00000	Title I - IASA-Workers Compensation Employer's Fee	\$0.00	\$6.00	\$1.38	\$0.00	\$4.62	23.00
24101-2100-53711-0000-001752-0000-00000	Title I - IASA-Other Charges	\$0.00	\$200.00	\$0.00	\$0.00	\$200.00	0.00
24101-2100-56113-0000-001752-0000-00000	Title I - IASA-Software	\$0.00	\$80.00	\$0.00	\$80.00	\$0.00	0.00
24101-2100-56118-0000-001752-0000-00000	0	\$0.00	\$1,057.00	\$0.00	\$0.00	\$1,057.00	0.00
<b>Subtotal of Element: Expenditure</b>		<b>\$4,435.69</b>	<b>\$59,457.00</b>	<b>\$15,928.88</b>	<b>\$42,271.83</b>	<b>\$1,256.29</b>	<b>26.79</b>
<b>Subtotal of Element: [Function] 2100 - Support Services-Students</b>		<b>\$4,435.69</b>	<b>\$59,457.00</b>	<b>\$15,928.88</b>	<b>\$42,271.83</b>	<b>\$1,256.29</b>	<b>26.79</b>
<b>Subtotal of Element: [Fund] 24101 - Title I - IASA</b>		<b>\$12,212.77</b>	<b>\$161,910.00</b>	<b>\$42,531.98</b>	<b>\$117,904.75</b>	<b>\$1,473.27</b>	<b>26.27</b>
24106-1000-51100-2000-001752-1412-00000	Salaries Expense: Teachers- Special Education	\$2,713.66	\$41,422.00	\$9,497.81	\$25,779.75	\$6,144.44	22.92
24106-1000-52111-2000-001752-1412-00000	Entitlement IDEA-B-Educational Retirement	\$465.38	\$6,276.00	\$1,628.83	\$4,421.10	\$226.07	25.95
24106-1000-52112-2000-001752-1412-00000	Entitlement IDEA-B-ERA - Retiree Health	\$54.28	\$829.00	\$189.98	\$515.66	\$123.36	22.91
24106-1000-52210-2000-001752-1412-00000	Entitlement IDEA-B-FICA Payments	\$158.44	\$2,700.00	\$559.96	\$0.00	\$2,140.04	20.73
24106-1000-52220-2000-001752-1412-00000	Entitlement IDEA-B-Medicare Payments	\$37.06	\$601.00	\$130.97	\$352.07	\$117.96	21.79
24106-1000-52311-2000-001752-1412-00000	Entitlement IDEA-B-Health and Medical Premiums	\$226.13	\$3,575.00	\$665.59	\$2,148.35	\$761.06	18.61
24106-1000-52312-2000-001752-1412-00000	Entitlement IDEA-B-Life	\$2.84	\$40.00	\$8.52	\$26.98	\$4.50	21.30
24106-1000-52313-2000-001752-1412-00000	Entitlement IDEA-B-Dental	\$9.30	\$145.00	\$27.90	\$88.35	\$28.75	19.24
24106-1000-52314-2000-001752-1412-00000	Entitlement IDEA-B-Vision	\$2.04	\$32.00	\$6.12	\$19.38	\$6.50	19.12
24106-1000-52500-2000-001752-1412-00000	Entitlement IDEA-B-Unemployment Compensation	\$0.00	\$63.00	\$0.00	\$51.30	\$11.70	0.00

24106-1000-52710-2000-001752-1412-00000	Entitlement IDEA-B-Workers Compensation Premium	\$0.00	\$169.00	\$0.00	\$0.00	\$169.00	0.00
24106-1000-52720-2000-001752-1412-00000	Entitlement IDEA-B-Workers Compensation Employer's Fee	\$0.00	\$7.00	\$1.25	\$0.00	\$5.75	17.85
<b>Subtotal of Element: Expenditure</b>		<b>\$3,669.13</b>	<b>\$55,859.00</b>	<b>\$12,716.93</b>	<b>\$33,402.94</b>	<b>\$9,739.13</b>	<b>22.77</b>
<b>Subtotal of Element: [Function] 1000 - Instruction</b>		<b>\$3,669.13</b>	<b>\$55,859.00</b>	<b>\$12,716.93</b>	<b>\$33,402.94</b>	<b>\$9,739.13</b>	<b>22.77</b>
<b>Subtotal of Element: [Fund] 24106 - Entitlement IDEA-B</b>		<b>\$3,669.13</b>	<b>\$55,859.00</b>	<b>\$12,716.93</b>	<b>\$33,402.94</b>	<b>\$9,739.13</b>	<b>22.77</b>
24153-1000-56118-1010-001752-0000-00000	English Language Acquisition-General Supplies and Materials	\$0.00	\$2,800.00	\$0.00	\$0.00	\$2,800.00	0.00
<b>Subtotal of Element: Expenditure</b>		<b>\$0.00</b>	<b>\$2,800.00</b>	<b>\$0.00</b>	<b>\$0.00</b>	<b>\$2,800.00</b>	<b>0.00</b>
<b>Subtotal of Element: [Function] 1000 - Instruction</b>		<b>\$0.00</b>	<b>\$2,800.00</b>	<b>\$0.00</b>	<b>\$0.00</b>	<b>\$2,800.00</b>	<b>0.00</b>
<b>Subtotal of Element: [Fund] 24153 - English Language Acquisition</b>		<b>\$0.00</b>	<b>\$2,800.00</b>	<b>\$0.00</b>	<b>\$0.00</b>	<b>\$2,800.00</b>	<b>0.00</b>
24154-1000-51300-1010-001752-1411-00000	Teacher/Principal Training & Recruiting-Additional Compensation	\$3,500.00	\$5,400.00	\$3,500.00	\$0.00	\$1,900.00	64.81
24154-1000-52111-1010-001752-1411-00000	Teacher/Principal Training & Recruiting-Educational Retirement	\$0.00	\$182.00	\$0.00	\$0.00	\$182.00	0.00
24154-1000-52112-1010-001752-1411-00000	Teacher/Principal Training & Recruiting-ERA - Retiree Health	\$0.00	\$24.00	\$0.00	\$0.00	\$24.00	0.00
24154-1000-52210-1010-001752-1411-00000	Teacher/Principal Training & Recruiting-FICA Payments	\$217.00	\$376.00	\$217.00	\$193.23	(\$34.23)	57.71
24154-1000-52220-1010-001752-1411-00000	Teacher/Principal Training & Recruiting-Medicare Payments	\$50.75	\$79.00	\$50.75	\$45.19	(\$16.94)	64.24
24154-1000-52500-1010-001752-1411-00000	Teacher/Principal Training & Recruiting-Unemployment Compensation	\$11.55	\$0.00	\$11.55	\$2.87	(\$14.42)	0.00
24154-1000-53330-1010-001752-0000-00000	Teacher/Principal Training & Recruiting-Professional Development	\$538.75	\$7,439.00	\$5,387.50	\$64.50	\$1,987.00	72.42
<b>Subtotal of Element: Expenditure</b>		<b>\$4,318.05</b>	<b>\$13,500.00</b>	<b>\$9,166.80</b>	<b>\$305.79</b>	<b>\$4,027.41</b>	<b>67.90</b>
<b>Subtotal of Element: [Function] 1000 - Instruction</b>		<b>\$4,318.05</b>	<b>\$13,500.00</b>	<b>\$9,166.80</b>	<b>\$305.79</b>	<b>\$4,027.41</b>	<b>67.90</b>
<b>Subtotal of Element: [Fund] 24154 - Teacher/Principal Training &amp; Recruiting</b>		<b>\$4,318.05</b>	<b>\$13,500.00</b>	<b>\$9,166.80</b>	<b>\$305.79</b>	<b>\$4,027.41</b>	<b>67.90</b>
24174-1000-56118-3000-001752-0000-00000	Carl D Perkins Secondary - Current-General Supplies and Materials	\$0.00	\$9,440.00	\$0.00	\$0.00	\$9,440.00	0.00
<b>Subtotal of Element: Expenditure</b>		<b>\$0.00</b>	<b>\$9,440.00</b>	<b>\$0.00</b>	<b>\$0.00</b>	<b>\$9,440.00</b>	<b>0.00</b>
<b>Subtotal of Element: [Function] 1000 - Instruction</b>		<b>\$0.00</b>	<b>\$9,440.00</b>	<b>\$0.00</b>	<b>\$0.00</b>	<b>\$9,440.00</b>	<b>0.00</b>
<b>Subtotal of Element: [Fund] 24174 - Carl D Perkins Secondary - Current</b>		<b>\$0.00</b>	<b>\$9,440.00</b>	<b>\$0.00</b>	<b>\$0.00</b>	<b>\$9,440.00</b>	<b>0.00</b>
24309-2100-51300-0000-001752-1211-00000	CRRSA - SEL-Additional Compensation	\$0.00	\$2,500.00	\$2,500.00	\$0.00	\$0.00	100.00
24309-2100-52111-0000-001752-1211-00000	CRRSA - SEL-Educational Retirement	\$0.00	\$993.00	\$428.75	\$0.00	\$564.25	43.17
24309-2100-52112-0000-001752-1211-00000	CRRSA - SEL-ERA - Retiree Health	\$0.00	\$131.00	\$50.00	\$0.00	\$81.00	38.16
24309-2100-52210-0000-001752-1211-00000	CRRSA - SEL-FICA Payments	\$0.00	\$356.00	\$153.36	\$0.00	\$202.64	43.07
24309-2100-52220-0000-001752-1211-00000	CRRSA - SEL-Medicare Payments	\$0.00	\$84.00	\$35.87	\$0.00	\$48.13	42.70



24309-2100-52500-0000-001752-1211-00000	CRRSA - SEL-Unemployment Compensation	\$0.00	\$22.00	\$0.00	\$0.00	\$22.00	0.00
24309-2100-56118-0000-001752-0000-00000	CRRSA - SEL-General Supplies and Materials	\$0.00	\$5,572.00	\$5,278.43	\$200.00	\$93.57	94.73
<b>Subtotal of Element: Expenditure</b>		<b>\$0.00</b>	<b>\$9,658.00</b>	<b>\$8,446.41</b>	<b>\$200.00</b>	<b>\$1,011.59</b>	<b>87.46</b>
<b>Subtotal of Element: [Function] 2100 - Support Services-Students</b>		<b>\$0.00</b>	<b>\$9,658.00</b>	<b>\$8,446.41</b>	<b>\$200.00</b>	<b>\$1,011.59</b>	<b>87.46</b>
<b>Subtotal of Element: [Fund] 24309 - CRRSA - SEL</b>		<b>\$0.00</b>	<b>\$9,658.00</b>	<b>\$8,446.41</b>	<b>\$200.00</b>	<b>\$1,011.59</b>	<b>87.46</b>
24330-1000-51100-1010-001752-1411-00000	CRRSA, ESSER III-Salaries Expense	\$2,011.46	\$71,488.00	\$2,011.46	\$38,217.78	\$31,258.76	2.81
24330-1000-51100-4040-001752-1411-00000	CRRSA, ESSER III-Salaries Expense	\$0.00	\$3,763.00	\$0.00	\$0.00	\$3,763.00	0.00
24330-1000-51300-1010-001752-1411-00000	CRRSA, ESSER III-Additional Compensation	\$0.00	\$5,000.00	\$0.00	\$0.00	\$5,000.00	0.00
24330-1000-52111-1010-001752-1411-00000	CRRSA, ESSER III-Educational Retirement	\$344.97	\$13,119.00	\$344.97	\$6,554.42	\$6,219.61	2.62
24330-1000-52111-4040-001752-1411-00000	CRRSA, ESSER III-Educational Retirement	\$0.00	\$646.00	\$0.00	\$0.00	\$646.00	0.00
24330-1000-52112-1010-001752-1411-00000	CRRSA, ESSER III-ERA - Retiree Health	\$40.23	\$1,531.00	\$40.23	\$764.37	\$726.40	2.62
24330-1000-52112-4040-001752-1411-00000	CRRSA, ESSER III-ERA - Retiree Health	\$0.00	\$76.00	\$0.00	\$0.00	\$76.00	0.00
24330-1000-52210-1010-001752-1411-00000	CRRSA, ESSER III-FICA Payments	\$116.10	\$4,743.00	\$116.10	\$2,205.90	\$2,421.00	2.44
24330-1000-52210-4040-001752-1411-00000	CRRSA, ESSER III-FICA Payments	\$0.00	\$234.00	\$0.00	\$0.00	\$234.00	0.00
24330-1000-52220-1010-001752-1411-00000	CRRSA, ESSER III-Medicare Payments	\$27.15	\$1,111.00	\$27.15	\$515.85	\$568.00	2.44
24330-1000-52220-4040-001752-1411-00000	CRRSA, ESSER III-Medicare Payments	\$0.00	\$55.00	\$0.00	\$0.00	\$55.00	0.00
24330-1000-52311-1010-001752-1411-00000	CRRSA, ESSER III-Health and Medical Premiums	\$198.29	\$7,761.00	\$198.29	\$3,569.60	\$3,993.11	2.55
24330-1000-52311-4040-001752-1411-00000	CRRSA, ESSER III-Health and Medical Premiums	\$0.00	\$409.00	\$0.00	\$0.00	\$409.00	0.00
24330-1000-52312-1010-001752-1411-00000	CRRSA, ESSER III-Life	\$2.50	\$55.00	\$2.50	\$45.00	\$7.50	4.54
24330-1000-52312-4040-001752-1411-00000	CRRSA, ESSER III-Life	\$0.00	\$3.00	\$0.00	\$0.00	\$3.00	0.00
24330-1000-52313-1010-001752-1411-00000	CRRSA, ESSER III-Dental	\$8.15	\$294.00	\$8.15	\$146.70	\$139.15	2.77
24330-1000-52313-4040-001752-1411-00000	CRRSA, ESSER III-Dental	\$0.00	\$16.00	\$0.00	\$0.00	\$16.00	0.00
24330-1000-52314-1010-001752-1411-00000	CRRSA, ESSER III-Vision	\$1.79	\$97.00	\$1.79	\$32.22	\$62.99	1.84
24330-1000-52314-4040-001752-1411-00000	CRRSA, ESSER III-Vision	\$0.00	\$6.00	\$0.00	\$0.00	\$6.00	0.00
24330-1000-52315-1010-001752-1411-00000	CRRSA, ESSER III-Disability	\$4.35	\$274.00	\$4.35	\$78.30	\$191.35	1.58
24330-1000-52315-4040-001752-1411-00000	CRRSA, ESSER III-Disability	\$0.00	\$15.00	\$0.00	\$0.00	\$15.00	0.00
24330-1000-52500-1010-001752-1411-00000	CRRSA, ESSER III-Unemployment Compensation	\$0.00	\$91.00	\$0.00	\$89.97	\$1.03	0.00
24330-1000-52500-4040-001752-1411-00000	CRRSA, ESSER III-Unemployment Compensation	\$0.00	\$5.00	\$0.00	\$0.00	\$5.00	0.00
24330-1000-52710-1010-001752-1411-00000	CRRSA, ESSER III-Workers Compensation Premium	\$0.00	\$994.00	\$966.39	\$0.00	\$27.61	97.22
24330-1000-52710-4040-001752-1411-00000	CRRSA, ESSER III-Workers Compensation Premium	\$0.00	\$53.00	\$51.53	\$0.00	\$1.47	97.22
24330-1000-52720-1010-001752-1411-00000	CRRSA, ESSER III-Workers Compensation Employer's Fee	\$0.00	\$10.00	\$0.00	\$0.00	\$10.00	0.00

24330-1000-52720-4040-001752-1411-00000	CRRSA, ESSER III-Workers Compensation Employer's Fee	\$0.00	\$1.00	\$0.00	\$0.00	\$1.00	0.00
24330-1000-53711-1010-001752-0000-00000	CRRSA, ESSER III-Other Charges	\$0.00	\$4,519.00	\$0.00	\$3,000.00	\$1,519.00	0.00
24330-1000-56113-1010-001752-0000-00000	CRRSA, ESSER III-Software	\$0.00	\$11,000.00	\$25,000.00	\$0.00	(\$14,000.00)	227.27
24330-1000-56118-1010-001752-0000-00000	CRRSA, ESSER III-General Supplies and Materials	\$0.00	\$86,378.00	\$0.00	\$0.00	\$86,378.00	0.00
<b>Subtotal of Element: Expenditure</b>		<b>\$2,754.99</b>	<b>\$213,747.00</b>	<b>\$28,772.91</b>	<b>\$55,220.11</b>	<b>\$129,753.98</b>	<b>13.46</b>
<b>Subtotal of Element: [Function] 1000 - Instruction</b>		<b>\$2,754.99</b>	<b>\$213,747.00</b>	<b>\$28,772.91</b>	<b>\$55,220.11</b>	<b>\$129,753.98</b>	<b>13.46</b>
24330-2100-51100-4025-001752-1211-00000	CRRSA, ESSER III-Salaries Expense	\$5,788.46	\$79,219.00	\$20,259.61	\$54,990.39	\$3,969.00	25.57
24330-2100-51300-0000-001752-1211-00000	CRRSA, ESSER III-Additional Compensation	\$0.00	\$5,000.00	\$0.00	\$0.00	\$5,000.00	0.00
24330-2100-51300-0000-001752-1216-00000	CRRSA, ESSER III-Additional Compensation	\$0.00	\$2,500.00	\$0.00	\$0.00	\$2,500.00	0.00
24330-2100-52111-0000-001752-1211-00000	CRRSA, ESSER III-Educational Retirement	\$0.00	\$858.00	\$0.00	\$0.00	\$858.00	0.00
24330-2100-52111-0000-001752-1216-00000	CRRSA, ESSER III-Educational Retirement	\$0.00	\$429.00	\$0.00	\$0.00	\$429.00	0.00
24330-2100-52111-4025-001752-1211-00000	CRRSA, ESSER III-Educational Retirement	\$992.72	\$13,587.00	\$3,474.52	\$9,430.77	\$681.71	25.57
24330-2100-52112-0000-001752-1211-00000	CRRSA, ESSER III-ERA - Retiree Health	\$0.00	\$100.00	\$0.00	\$0.00	\$100.00	0.00
24330-2100-52112-0000-001752-1216-00000	CRRSA, ESSER III-ERA - Retiree Health	\$0.00	\$50.00	\$0.00	\$0.00	\$50.00	0.00
24330-2100-52112-4025-001752-1211-00000	CRRSA, ESSER III-ERA - Retiree Health	\$115.76	\$1,586.00	\$405.16	\$1,099.91	\$80.93	25.54
24330-2100-52210-0000-001752-1211-00000	CRRSA, ESSER III-FICA Payments	\$0.00	\$310.00	\$0.00	\$0.00	\$310.00	0.00
24330-2100-52210-0000-001752-1216-00000	CRRSA, ESSER III-FICA Payments	\$0.00	\$155.00	\$0.00	\$0.00	\$155.00	0.00
24330-2100-52210-4025-001752-1211-00000	CRRSA, ESSER III-FICA Payments	\$358.88	\$4,912.00	\$1,256.08	\$3,409.34	\$246.58	25.57
24330-2100-52220-0000-001752-1211-00000	CRRSA, ESSER III-Medicare Payments	\$0.00	\$73.00	\$0.00	\$0.00	\$73.00	0.00
24330-2100-52220-0000-001752-1216-00000	CRRSA, ESSER III-Medicare Payments	\$0.00	\$37.00	\$0.00	\$0.00	\$37.00	0.00
24330-2100-52220-4025-001752-1211-00000	CRRSA, ESSER III-Medicare Payments	\$83.94	\$1,150.00	\$293.79	\$797.42	\$58.79	25.54
24330-2100-52311-4025-001752-1211-00000	CRRSA, ESSER III-Health and Medical Premiums	\$0.00	\$3,475.00	\$0.00	\$0.00	\$3,475.00	0.00
24330-2100-52312-4025-001752-1211-00000	CRRSA, ESSER III-Life	\$5.26	\$57.00	\$21.04	\$49.97	(\$14.01)	36.91
24330-2100-52313-4025-001752-1211-00000	CRRSA, ESSER III-Dental	\$0.00	\$207.00	\$0.00	\$0.00	\$207.00	0.00
24330-2100-52314-4025-001752-1211-00000	CRRSA, ESSER III-Vision	\$0.00	\$46.00	\$0.00	\$0.00	\$46.00	0.00
24330-2100-52500-4025-001752-1211-00000	CRRSA, ESSER III-Unemployment Compensation	\$19.10	\$96.00	\$66.85	\$85.16	(\$56.01)	69.63
24330-2100-52710-4025-001752-1211-00000	CRRSA, ESSER III-Workers Compensation Premium	\$0.00	\$1,103.00	\$1,072.36	\$0.00	\$30.64	97.22
24330-2100-52720-4025-001752-1211-00000	CRRSA, ESSER III-Workers Compensation Employer's Fee	\$0.00	\$11.00	\$2.30	\$0.00	\$8.70	20.90
24330-2100-53330-0000-001752-0000-00000	CRRSA, ESSER III-Professional Development	\$0.00	\$0.00	\$0.00	\$6,635.87	(\$6,635.87)	0.00
24330-2100-53414-0000-001752-0000-00000	CRRSA, ESSER III-Other Services	\$0.00	\$9,769.00	\$0.00	\$28,856.60	(\$19,087.60)	0.00
24330-2100-56118-0000-001752-0000-00000	CRRSA, ESSER III-General Supplies and Materials	\$0.00	\$97,372.00	\$0.00	\$0.00	\$97,372.00	0.00
<b>Subtotal of Element: Expenditure</b>		<b>\$7,364.12</b>	<b>\$222,102.00</b>	<b>\$26,851.71</b>	<b>\$105,355.43</b>	<b>\$89,894.86</b>	<b>12.09</b>

<b>Subtotal of Element: [Function] 2100 - Support Services-Students</b>		<b>\$7,364.12</b>	<b>\$222,102.00</b>	<b>\$26,851.71</b>	<b>\$105,355.43</b>	<b>\$89,894.86</b>	<b>12.09</b>
24330-2200-51100-0000-001752-1211-00000	CRRSA, ESSER III-Salaries Expense	\$0.00	\$16,400.00	\$0.00	\$0.00	\$16,400.00	0.00
24330-2200-52111-0000-001752-1211-00000	CRRSA, ESSER III-Educational Retirement	\$0.00	\$2,813.00	\$0.00	\$0.00	\$2,813.00	0.00
24330-2200-52112-0000-001752-1211-00000	CRRSA, ESSER III-ERA - Retiree Health	\$0.00	\$328.00	\$0.00	\$0.00	\$328.00	0.00
24330-2200-52210-0000-001752-1211-00000	CRRSA, ESSER III-FICA Payments	\$0.00	\$1,017.00	\$0.00	\$0.00	\$1,017.00	0.00
24330-2200-52220-0000-001752-1211-00000	CRRSA, ESSER III-Medicare Payments	\$0.00	\$238.00	\$0.00	\$0.00	\$238.00	0.00
24330-2200-52311-0000-001752-1211-00000	CRRSA, ESSER III-Health and Medical Premiums	\$0.00	\$2,043.00	\$0.00	\$0.00	\$2,043.00	0.00
24330-2200-52312-0000-001752-1211-00000	CRRSA, ESSER III-Life	\$0.00	\$15.00	\$0.00	\$0.00	\$15.00	0.00
24330-2200-52313-0000-001752-1211-00000	CRRSA, ESSER III-Dental	\$0.00	\$78.00	\$0.00	\$0.00	\$78.00	0.00
24330-2200-52314-0000-001752-1211-00000	CRRSA, ESSER III-Vision	\$0.00	\$26.00	\$0.00	\$0.00	\$26.00	0.00
24330-2200-52315-0000-001752-1211-00000	CRRSA, ESSER III-Disability	\$0.00	\$72.00	\$0.00	\$0.00	\$72.00	0.00
24330-2200-52500-0000-001752-1211-00000	CRRSA, ESSER III-Unemployment Compensation	\$0.00	\$24.00	\$0.00	\$0.00	\$24.00	0.00
24330-2200-52710-0000-001752-1211-00000	CRRSA, ESSER III-Workers Compensation Premium	\$0.00	\$228.00	\$221.66	\$0.00	\$6.34	97.21
24330-2200-52720-0000-001752-1211-00000	CRRSA, ESSER III-Workers Compensation Employer's Fee	\$0.00	\$3.00	\$0.00	\$0.00	\$3.00	0.00
<b>Subtotal of Element: Expenditure</b>		<b>\$0.00</b>	<b>\$23,285.00</b>	<b>\$221.66</b>	<b>\$0.00</b>	<b>\$23,063.34</b>	<b>0.95</b>
<b>Subtotal of Element: [Function] 2200 - Support Services-Instruction</b>		<b>\$0.00</b>	<b>\$23,285.00</b>	<b>\$221.66</b>	<b>\$0.00</b>	<b>\$23,063.34</b>	<b>0.95</b>
24330-2600-56118-0000-001752-0000-00000	CRRSA, ESSER III-General Supplies and Materials	\$0.00	\$25,000.00	\$0.00	\$0.00	\$25,000.00	0.00
<b>Subtotal of Element: Expenditure</b>		<b>\$0.00</b>	<b>\$25,000.00</b>	<b>\$0.00</b>	<b>\$0.00</b>	<b>\$25,000.00</b>	<b>0.00</b>
<b>Subtotal of Element: [Function] 2600 - Operation &amp; Maintenance of Plant</b>		<b>\$0.00</b>	<b>\$25,000.00</b>	<b>\$0.00</b>	<b>\$0.00</b>	<b>\$25,000.00</b>	<b>0.00</b>
<b>Subtotal of Element: [Fund] 24330 - CRRSA, ESSER III</b>		<b>\$10,119.11</b>	<b>\$484,134.00</b>	<b>\$55,846.28</b>	<b>\$160,575.54</b>	<b>\$267,712.18</b>	<b>11.54</b>
24342-2200-55913-0000-001752-0000-00000	ESSR III Round 2-Contracts - Interagency/REC	\$0.00	\$0.00	\$0.00	\$700.00	(\$700.00)	0.00
<b>Subtotal of Element: Expenditure</b>		<b>\$0.00</b>	<b>\$0.00</b>	<b>\$0.00</b>	<b>\$700.00</b>	<b>(\$700.00)</b>	<b>0.00</b>
<b>Subtotal of Element: [Function] 2200 - Support Services-Instruction</b>		<b>\$0.00</b>	<b>\$0.00</b>	<b>\$0.00</b>	<b>\$700.00</b>	<b>(\$700.00)</b>	<b>0.00</b>
<b>Subtotal of Element: [Fund] 24342 - ESSR III Round 2</b>		<b>\$0.00</b>	<b>\$0.00</b>	<b>\$0.00</b>	<b>\$700.00</b>	<b>(\$700.00)</b>	<b>0.00</b>
26121-2100-56118-0000-001752-0000-00000	Kellogg Fund/Kellogg Foundation-General Supplies and Materials	\$0.00	\$5,000.00	\$0.00	\$0.00	\$5,000.00	0.00
<b>Subtotal of Element: Expenditure</b>		<b>\$0.00</b>	<b>\$5,000.00</b>	<b>\$0.00</b>	<b>\$0.00</b>	<b>\$5,000.00</b>	<b>0.00</b>
<b>Subtotal of Element: [Function] 2100 - Support Services-Students</b>		<b>\$0.00</b>	<b>\$5,000.00</b>	<b>\$0.00</b>	<b>\$0.00</b>	<b>\$5,000.00</b>	<b>0.00</b>
<b>Subtotal of Element: [Fund] 26121 - Kellogg Fund/Kellogg Foundation</b>		<b>\$0.00</b>	<b>\$5,000.00</b>	<b>\$0.00</b>	<b>\$0.00</b>	<b>\$5,000.00</b>	<b>0.00</b>
27107-2200-56114-0000-001752-0000-00000	Library GO Bonds-Library And Audio-Visual	\$0.00	\$3,318.00	\$0.00	\$0.00	\$3,318.00	0.00
<b>Subtotal of Element: Expenditure</b>		<b>\$0.00</b>	<b>\$3,318.00</b>	<b>\$0.00</b>	<b>\$0.00</b>	<b>\$3,318.00</b>	<b>0.00</b>

<b>Subtotal of Element: [Function] 2200 - Support Services-Instruction</b>		<b>\$0.00</b>	<b>\$3,318.00</b>	<b>\$0.00</b>	<b>\$0.00</b>	<b>\$3,318.00</b>	<b>0.00</b>
<b>Subtotal of Element: [Fund] 27107 - Library GO Bonds</b>		<b>\$0.00</b>	<b>\$3,318.00</b>	<b>\$0.00</b>	<b>\$0.00</b>	<b>\$3,318.00</b>	<b>0.00</b>
27109-1000-56111-1010-001752-0000-00000	Instructional Materials-Instructional Materials Cash - 50% Textbooks	\$0.00	\$3,019.00	\$0.00	\$0.00	\$3,019.00	0.00
<b>Subtotal of Element: Expenditure</b>		<b>\$0.00</b>	<b>\$3,019.00</b>	<b>\$0.00</b>	<b>\$0.00</b>	<b>\$3,019.00</b>	<b>0.00</b>
<b>Subtotal of Element: [Function] 1000 - Instruction</b>		<b>\$0.00</b>	<b>\$3,019.00</b>	<b>\$0.00</b>	<b>\$0.00</b>	<b>\$3,019.00</b>	<b>0.00</b>
<b>Subtotal of Element: [Fund] 27109 - Instructional Materials</b>		<b>\$0.00</b>	<b>\$3,019.00</b>	<b>\$0.00</b>	<b>\$0.00</b>	<b>\$3,019.00</b>	<b>0.00</b>
27408-1000-56118-4040-001752-0000-00000	K-12 Plus/ELTP Planning-General Supplies and Materials	\$0.00	\$17,500.00	\$0.00	\$0.00	\$17,500.00	0.00
<b>Subtotal of Element: Expenditure</b>		<b>\$0.00</b>	<b>\$17,500.00</b>	<b>\$0.00</b>	<b>\$0.00</b>	<b>\$17,500.00</b>	<b>0.00</b>
<b>Subtotal of Element: [Function] 1000 - Instruction</b>		<b>\$0.00</b>	<b>\$17,500.00</b>	<b>\$0.00</b>	<b>\$0.00</b>	<b>\$17,500.00</b>	<b>0.00</b>
27408-2400-56118-0000-001752-0000-00000	K-12 Plus/ELTP Planning-General Supplies and Materials	\$0.00	\$1,000.00	\$0.00	\$0.00	\$1,000.00	0.00
<b>Subtotal of Element: Expenditure</b>		<b>\$0.00</b>	<b>\$1,000.00</b>	<b>\$0.00</b>	<b>\$0.00</b>	<b>\$1,000.00</b>	<b>0.00</b>
<b>Subtotal of Element: [Function] 2400 - Support Services-School Administration</b>		<b>\$0.00</b>	<b>\$1,000.00</b>	<b>\$0.00</b>	<b>\$0.00</b>	<b>\$1,000.00</b>	<b>0.00</b>
<b>Subtotal of Element: [Fund] 27408 - K-12 Plus/ELTP Planning</b>		<b>\$0.00</b>	<b>\$18,500.00</b>	<b>\$0.00</b>	<b>\$0.00</b>	<b>\$18,500.00</b>	<b>0.00</b>
27502-1000-56118-3000-001752-0000-00000	Student Advisement Plan-General Supplies and Materials	\$0.00	\$9,135.00	\$0.00	\$0.00	\$9,135.00	0.00
<b>Subtotal of Element: Expenditure</b>		<b>\$0.00</b>	<b>\$9,135.00</b>	<b>\$0.00</b>	<b>\$0.00</b>	<b>\$9,135.00</b>	<b>0.00</b>
<b>Subtotal of Element: [Function] 1000 - Instruction</b>		<b>\$0.00</b>	<b>\$9,135.00</b>	<b>\$0.00</b>	<b>\$0.00</b>	<b>\$9,135.00</b>	<b>0.00</b>
<b>Subtotal of Element: [Fund] 27502 - Student Advisement Plan</b>		<b>\$0.00</b>	<b>\$9,135.00</b>	<b>\$0.00</b>	<b>\$0.00</b>	<b>\$9,135.00</b>	<b>0.00</b>
28211-2100-51100-0000-001752-1216-00000	NMSchools Covid19 TestProgDOH-Salaries Expense	\$0.00	\$30,000.00	\$0.00	\$0.00	\$30,000.00	0.00
28211-2100-52111-0000-001752-1216-00000	NMSchools Covid19 TestProgDOH-Educational Retirement	\$0.00	\$5,145.00	\$0.00	\$0.00	\$5,145.00	0.00
28211-2100-52112-0000-001752-1216-00000	NMSchools Covid19 TestProgDOH-ERA - Retiree Health	\$0.00	\$600.00	\$0.00	\$0.00	\$600.00	0.00
28211-2100-52210-0000-001752-1216-00000	NMSchools Covid19 TestProgDOH-FICA Payments	\$0.00	\$1,860.00	\$0.00	\$0.00	\$1,860.00	0.00
28211-2100-52220-0000-001752-1216-00000	NMSchools Covid19 TestProgDOH-Medicare Payments	\$0.00	\$435.00	\$0.00	\$0.00	\$435.00	0.00
28211-2100-52311-0000-001752-1216-00000	NMSchools Covid19 TestProgDOH-Health and Medical Premiums	\$0.00	\$6,062.00	\$0.00	\$0.00	\$6,062.00	0.00
28211-2100-55915-0000-001752-0000-00000	NMSchools Covid19 TestProgDOH-Other Contract Services	\$0.00	\$15,000.00	\$0.00	\$0.00	\$15,000.00	0.00
<b>Subtotal of Element: Expenditure</b>		<b>\$0.00</b>	<b>\$59,102.00</b>	<b>\$0.00</b>	<b>\$0.00</b>	<b>\$59,102.00</b>	<b>0.00</b>
<b>Subtotal of Element: [Function] 2100 - Support Services-Students</b>		<b>\$0.00</b>	<b>\$59,102.00</b>	<b>\$0.00</b>	<b>\$0.00</b>	<b>\$59,102.00</b>	<b>0.00</b>
<b>Subtotal of Element: [Fund] 28211 - NMSchools Covid19 TestProgDOH</b>		<b>\$0.00</b>	<b>\$59,102.00</b>	<b>\$0.00</b>	<b>\$0.00</b>	<b>\$59,102.00</b>	<b>0.00</b>

29102-1000-56118-1010-001752-0000-00000	Private Dir Grants (Categorical)-General Supplies and Materials	\$0.00	\$2,000.00	\$0.00	\$0.00	\$2,000.00	0.00
29102-1000-57331-1010-001752-0000-00000	Private Dir Grants (Categorical)-Fixed Assets (More Than \$5,000)	\$0.00	\$13,763.00	\$0.00	\$0.00	\$13,763.00	0.00
<b>Subtotal of Element: Expenditure</b>		<b>\$0.00</b>	<b>\$15,763.00</b>	<b>\$0.00</b>	<b>\$0.00</b>	<b>\$15,763.00</b>	<b>0.00</b>
<b>Subtotal of Element: [Function] 1000 - Instruction</b>		<b>\$0.00</b>	<b>\$15,763.00</b>	<b>\$0.00</b>	<b>\$0.00</b>	<b>\$15,763.00</b>	<b>0.00</b>
29102-2100-56118-0000-001752-0000-00000	Private Dir Grants (Categorical)-General Supplies and Materials	\$0.00	\$13,000.00	\$0.00	\$0.00	\$13,000.00	0.00
<b>Subtotal of Element: Expenditure</b>		<b>\$0.00</b>	<b>\$13,000.00</b>	<b>\$0.00</b>	<b>\$0.00</b>	<b>\$13,000.00</b>	<b>0.00</b>
<b>Subtotal of Element: [Function] 2100 - Support Services-Students</b>		<b>\$0.00</b>	<b>\$13,000.00</b>	<b>\$0.00</b>	<b>\$0.00</b>	<b>\$13,000.00</b>	<b>0.00</b>
29102-2300-56118-0000-001752-0000-00000	Private Dir Grants (Categorical)-General Supplies and Materials	\$318.66	\$0.00	\$318.66	\$31.34	(\$350.00)	0.00
<b>Subtotal of Element: Expenditure</b>		<b>\$318.66</b>	<b>\$0.00</b>	<b>\$318.66</b>	<b>\$31.34</b>	<b>(\$350.00)</b>	<b>0.00</b>
<b>Subtotal of Element: [Function] 2300 - Support Services-General Administration</b>		<b>\$318.66</b>	<b>\$0.00</b>	<b>\$318.66</b>	<b>\$31.34</b>	<b>(\$350.00)</b>	<b>0.00</b>
29102-2400-56118-0000-001752-0000-00000	Private Dir Grants (Categorical)-General Supplies and Materials	\$0.00	\$2,000.00	\$0.00	\$0.00	\$2,000.00	0.00
<b>Subtotal of Element: Expenditure</b>		<b>\$0.00</b>	<b>\$2,000.00</b>	<b>\$0.00</b>	<b>\$0.00</b>	<b>\$2,000.00</b>	<b>0.00</b>
<b>Subtotal of Element: [Function] 2400 - Support Services-School Administration</b>		<b>\$0.00</b>	<b>\$2,000.00</b>	<b>\$0.00</b>	<b>\$0.00</b>	<b>\$2,000.00</b>	<b>0.00</b>
<b>Subtotal of Element: [Fund] 29102 - Private Dir Grants (Categorical)</b>		<b>\$318.66</b>	<b>\$30,763.00</b>	<b>\$318.66</b>	<b>\$31.34</b>	<b>\$30,413.00</b>	<b>1.04</b>
31200-4000-54610-0000-001752-0000-00000	Public School Capital Outlay-Rental - Land and Buildings	\$16,447.92	\$0.00	\$16,447.92	\$0.00	(\$16,447.92)	0.00
<b>Subtotal of Element: Expenditure</b>		<b>\$16,447.92</b>	<b>\$0.00</b>	<b>\$16,447.92</b>	<b>\$0.00</b>	<b>(\$16,447.92)</b>	<b>0.00</b>
<b>Subtotal of Element: [Function] 4000 - Capital Outlay</b>		<b>\$16,447.92</b>	<b>\$0.00</b>	<b>\$16,447.92</b>	<b>\$0.00</b>	<b>(\$16,447.92)</b>	<b>0.00</b>
<b>Subtotal of Element: [Fund] 31200 - Public School Capital Outlay</b>		<b>\$16,447.92</b>	<b>\$0.00</b>	<b>\$16,447.92</b>	<b>\$0.00</b>	<b>(\$16,447.92)</b>	<b>0.00</b>
31400-4000-57200-0000-001752-0000-00000	Special Capital Outlay-State-Buildings Purchase	\$0.00	\$801,460.00	\$0.00	\$0.00	\$801,460.00	0.00
31400-4000-57331-0000-001752-0000-00000	"Fixed Assets (more than \$5	\$0.00	\$45,000.00	\$0.00	\$0.00	\$45,000.00	0.00
<b>Subtotal of Element: Expenditure</b>		<b>\$0.00</b>	<b>\$846,460.00</b>	<b>\$0.00</b>	<b>\$0.00</b>	<b>\$846,460.00</b>	<b>0.00</b>
<b>Subtotal of Element: [Function] 4000 - Capital Outlay</b>		<b>\$0.00</b>	<b>\$846,460.00</b>	<b>\$0.00</b>	<b>\$0.00</b>	<b>\$846,460.00</b>	<b>0.00</b>
<b>Subtotal of Element: [Fund] 31400 - Special Capital Outlay-State</b>		<b>\$0.00</b>	<b>\$846,460.00</b>	<b>\$0.00</b>	<b>\$0.00</b>	<b>\$846,460.00</b>	<b>0.00</b>
31600-2300-53712-0000-001752-0000-00000	Capital Improvements HB-33-County Tax Collection Costs	\$3.50	\$2,827.00	\$44.84	\$0.00	\$2,782.16	1.58
<b>Subtotal of Element: Expenditure</b>		<b>\$3.50</b>	<b>\$2,827.00</b>	<b>\$44.84</b>	<b>\$0.00</b>	<b>\$2,782.16</b>	<b>1.59</b>
<b>Subtotal of Element: [Function] 2300 - Support Services-General Administration</b>		<b>\$3.50</b>	<b>\$2,827.00</b>	<b>\$44.84</b>	<b>\$0.00</b>	<b>\$2,782.16</b>	<b>1.59</b>
31600-4000-56119-0000-001752-0000-00000	Capital Improvements HB-33-Supply Assets (\$5,000 or Less)	\$0.00	\$69,371.00	\$0.00	\$0.00	\$69,371.00	0.00
31600-4000-57200-0000-001752-0000-00000	Capital Improvements HB-33-Buildings Purchase	\$0.00	\$800,000.00	\$130,000.00	\$0.00	\$670,000.00	16.25

31600-4000-57331-0000-001752-0000-00000	Capital Improvements HB-33-Fixed Assets (More Than \$5,000)	\$0.00	\$108,048.00	\$0.00	\$0.00	\$108,048.00	0.00
<b>Subtotal of Element: Expenditure</b>		<b>\$0.00</b>	<b>\$977,419.00</b>	<b>\$130,000.00</b>	<b>\$0.00</b>	<b>\$847,419.00</b>	<b>13.30</b>
<b>Subtotal of Element: [Function] 4000 - Capital Outlay</b>		<b>\$0.00</b>	<b>\$977,419.00</b>	<b>\$130,000.00</b>	<b>\$0.00</b>	<b>\$847,419.00</b>	<b>13.30</b>
<b>Subtotal of Element: [Fund] 31600 - Capital Improvements HB-33</b>		<b>\$3.50</b>	<b>\$980,246.00</b>	<b>\$130,044.84</b>	<b>\$0.00</b>	<b>\$850,201.16</b>	<b>13.27</b>
31700-4000-56119-0000-001752-0000-00000	Capital Improvements SB-9-Supply Assets (\$5,000 or Less)	\$0.00	\$4,443.00	\$0.00	\$462.61	\$3,980.39	0.00
<b>Subtotal of Element: Expenditure</b>		<b>\$0.00</b>	<b>\$4,443.00</b>	<b>\$0.00</b>	<b>\$462.61</b>	<b>\$3,980.39</b>	<b>0.00</b>
<b>Subtotal of Element: [Function] 4000 - Capital Outlay</b>		<b>\$0.00</b>	<b>\$4,443.00</b>	<b>\$0.00</b>	<b>\$462.61</b>	<b>\$3,980.39</b>	<b>0.00</b>
<b>Subtotal of Element: [Fund] 31700 - Capital Improvements SB-9</b>		<b>\$0.00</b>	<b>\$4,443.00</b>	<b>\$0.00</b>	<b>\$462.61</b>	<b>\$3,980.39</b>	<b>0.00</b>
31701-2300-53712-0000-001752-0000-00000	Capital Improvements SB-9 Local-County Tax Collection Costs	\$1.77	\$1,456.00	\$22.77	\$0.00	\$1,433.23	1.56
<b>Subtotal of Element: Expenditure</b>		<b>\$1.77</b>	<b>\$1,456.00</b>	<b>\$22.77</b>	<b>\$0.00</b>	<b>\$1,433.23</b>	<b>1.56</b>
<b>Subtotal of Element: [Function] 2300 - Support Services-General Administration</b>		<b>\$1.77</b>	<b>\$1,456.00</b>	<b>\$22.77</b>	<b>\$0.00</b>	<b>\$1,433.23</b>	<b>1.56</b>
31701-4000-56119-0000-001752-0000-00000	Capital Improvements SB-9 Local-Supply Assets (\$5,000 or Less)	\$0.00	\$10,144.00	\$274.90	\$604.71	\$9,264.39	2.70
31701-4000-57200-0000-001752-0000-00000	Capital Improvements SB-9 Local-Buildings Purchase	\$0.00	\$475,177.00	\$0.00	\$0.00	\$475,177.00	0.00
31701-4000-57331-0000-001752-0000-00000	Capital Improvements SB-9 Local-Fixed Assets (More Than \$5,000)	\$0.00	\$45,298.00	\$0.00	\$0.00	\$45,298.00	0.00
<b>Subtotal of Element: Expenditure</b>		<b>\$0.00</b>	<b>\$530,619.00</b>	<b>\$274.90</b>	<b>\$604.71</b>	<b>\$529,739.39</b>	<b>0.05</b>
<b>Subtotal of Element: [Function] 4000 - Capital Outlay</b>		<b>\$0.00</b>	<b>\$530,619.00</b>	<b>\$274.90</b>	<b>\$604.71</b>	<b>\$529,739.39</b>	<b>0.05</b>
<b>Subtotal of Element: [Fund] 31701 - Capital Improvements SB-9 Local</b>		<b>\$1.77</b>	<b>\$532,075.00</b>	<b>\$297.67</b>	<b>\$604.71</b>	<b>\$531,172.62</b>	<b>0.06</b>
<b>Grand Total</b>		<b>\$208,460.11</b>	<b>\$8,769,966.00</b>	<b>\$1,009,016.27</b>	<b>\$1,949,363.92</b>	<b>\$5,811,585.81</b>	<b>11.51</b>

# Health Leadership High School

## Statement of Revenues and Expenditures and Change in Fund Balance

Cycle: FY22-23; Fund Class: [All]; Fund Columns: [All Non-Zero Funds]; Account Expression: [All]; Include Element Value: Yes; Revenue Element: Object; Expenditure Element: Function; Begin Date: 10/01/2022; End Date: 10/31/2022

Description	11000 - Operational	14000 - Instructional Materials	24101 - Title I - IASA	24106 - 24154 - Entitlement Teacher/Princi IDEA-B pal Trainin	24330 - CRRSA, ESSER III	
41110 - Ad Valorem Taxes - School District	\$0.00	\$0.00	\$0.00	\$0.00	\$0.00	\$0.00
41920 - Contributions/Donations - Private Sources (Non Categorical)	\$500.00	\$0.00	\$0.00	\$0.00	\$0.00	\$0.00
43101 - State Equalization Guarantee	\$249,442.02	\$0.00	\$0.00	\$0.00	\$0.00	\$0.00
43204 - Prior Year Balances	\$0.00	\$0.00	\$0.00	\$0.00	\$0.00	\$0.00
<b>Total Revenue</b>	<b>\$249,942.02</b>	<b>\$0.00</b>	<b>\$0.00</b>	<b>\$0.00</b>	<b>\$0.00</b>	<b>\$0.00</b>
1000 - Instruction	\$56,182.43	\$65.71	\$7,777.08	\$3,669.13	\$4,318.05	\$2,754.99
2100 - Support Services-Students	\$50,932.55	\$0.00	\$4,435.69	\$0.00	\$0.00	\$7,364.12
2200 - Support Services-Instruction	\$10,922.09	\$0.00	\$0.00	\$0.00	\$0.00	\$0.00
2300 - Support Services-General Administration	\$16,074.46	\$0.00	\$0.00	\$0.00	\$0.00	\$0.00
2400 - Support Services-School Administration	\$3,339.43	\$0.00	\$0.00	\$0.00	\$0.00	\$0.00
2500 - Central Services	\$14,593.52	\$0.00	\$0.00	\$0.00	\$0.00	\$0.00
2600 - Operation & Maintenance of Plant	\$9,259.01	\$0.00	\$0.00	\$0.00	\$0.00	\$0.00
4000 - Capital Outlay	\$0.00	\$0.00	\$0.00	\$0.00	\$0.00	\$0.00
<b>Total Expenditure</b>	<b>\$161,303.49</b>	<b>\$65.71</b>	<b>\$12,212.77</b>	<b>\$3,669.13</b>	<b>\$4,318.05</b>	<b>\$10,119.11</b>
<b>Total Other Financing Sources (Uses)</b>	<b>\$0.00</b>	<b>\$0.00</b>	<b>\$0.00</b>	<b>\$0.00</b>	<b>\$0.00</b>	<b>\$0.00</b>
<b>Excess (deficiency) of revenues and other financing sources over expenditures and other financing uses</b>	<b>\$88,638.53</b>	<b>(\$65.71)</b>	<b>(\$12,212.77)</b>	<b>(\$3,669.13)</b>	<b>(\$4,318.05)</b>	<b>(\$10,119.11)</b>
Fund Balance, Beginning of year	\$2,545,111.14	\$7,244.78	(\$35,859.36)	(\$9,909.14)	(\$1,303.05)	\$0.00
<b>Fund Balance, End of year</b>	<b>\$2,633,749.67</b>	<b>\$7,179.07</b>	<b>(\$48,072.13)</b>	<b>(\$13,578.27)</b>	<b>(\$5,621.10)</b>	<b>(\$10,119.11)</b>

# Health Leadership High School

## Statement of Revenues and Expenditures and Change in Fund Balance

Cycle: FY22-23; Fund Class: [All]; Fund Columns: [All Non-Zero Funds]; Account Expression: [All]; Include Element Value: Yes; Revenue Element: Object; Expenditure Element: Function; Begin Date: 10/01/2022; End Date: 10/31/2022

Description	29102 - Private Dir Grants (Categ	31200 - Public School Capital Out	31400 - Special Capital Outlay- St	31600 - Capital Improvements HB-3	31701 - Capital Improvements SB-9	Total
41110 - Ad Valorem Taxes - School District	\$0.00	\$0.00	\$0.00	\$349.62	\$177.19	\$526.81
41920 - Contributions/Donations - Private Sources (Non Categorical)	\$3,845.04	\$0.00	\$0.00	\$0.00	\$0.00	\$4,345.04
43101 - State Equalization Guarantee	\$0.00	\$0.00	\$0.00	\$0.00	\$0.00	\$249,442.02
43204 - Prior Year Balances	\$0.00	\$0.00	\$2,179.06	\$0.00	\$0.00	\$2,179.06
<b>Total Revenue</b>	<b>\$3,845.04</b>	<b>\$0.00</b>	<b>\$2,179.06</b>	<b>\$349.62</b>	<b>\$177.19</b>	<b>\$256,492.93</b>
1000 - Instruction	\$0.00	\$0.00	\$0.00	\$0.00	\$0.00	\$74,767.39
2100 - Support Services-Students	\$0.00	\$0.00	\$0.00	\$0.00	\$0.00	\$62,732.36
2200 - Support Services-Instruction	\$0.00	\$0.00	\$0.00	\$0.00	\$0.00	\$10,922.09
2300 - Support Services-General Administration	\$318.66	\$0.00	\$0.00	\$3.50	\$1.77	\$16,398.39
2400 - Support Services-School Administration	\$0.00	\$0.00	\$0.00	\$0.00	\$0.00	\$3,339.43
2500 - Central Services	\$0.00	\$0.00	\$0.00	\$0.00	\$0.00	\$14,593.52
2600 - Operation & Maintenance of Plant	\$0.00	\$0.00	\$0.00	\$0.00	\$0.00	\$9,259.01
4000 - Capital Outlay	\$0.00	\$16,447.92	\$0.00	\$0.00	\$0.00	\$16,447.92
<b>Total Expenditure</b>	<b>\$318.66</b>	<b>\$16,447.92</b>	<b>\$0.00</b>	<b>\$3.50</b>	<b>\$1.77</b>	<b>\$208,460.11</b>
<b>Total Other Financing Sources (Uses)</b>	<b>\$0.00</b>	<b>\$0.00</b>	<b>\$0.00</b>	<b>\$0.00</b>	<b>\$0.00</b>	<b>\$0.00</b>
<b>Excess (deficiency) of revenues and other financing sources over expenditures and other financing uses</b>	<b>\$3,526.38</b>	<b>(\$16,447.92)</b>	<b>\$2,179.06</b>	<b>\$346.12</b>	<b>\$175.42</b>	<b>\$48,032.82</b>
Fund Balance, Beginning of year	\$28,775.12	\$0.00	(\$21,790.75)	\$791,829.52	\$434,955.48	\$3,739,053.74
<b>Fund Balance, End of year</b>	<b>\$32,301.50</b>	<b>(\$16,447.92)</b>	<b>(\$19,611.69)</b>	<b>\$792,175.64</b>	<b>\$435,130.90</b>	<b>\$3,787,086.56</b>



# Health Leadership High School

## Balance Sheet Report

Cycle: FY22-23; Fund Class: [All]; Fund Columns: [All Non-Zero Funds]; Account Expression: [All]; Balance Date: 10/31/2022; Detail: No; Created On: 11/14/2022 12:29:48 PM

Description	11000	14000	23000	24101	24106	24154	24174	24308	24309
11012 - Cash	\$2,857,989.78	\$7,179.07	\$2,442.50	(\$38,467.96)	(\$11,418.01)	(\$9,007.65)	\$0.00	\$12.94	(\$8,446.41)
<b>Subtotal of Account Type: Asset</b>	<b>\$2,857,989.78</b>	<b>\$7,179.07</b>	<b>\$2,442.50</b>	<b>(\$38,467.96)</b>	<b>(\$11,418.01)</b>	<b>(\$9,007.65)</b>	<b>\$0.00</b>	<b>\$12.94</b>	<b>(\$8,446.41)</b>
<b>Subtotal of Account Group: Assets</b>	<b>\$2,857,989.78</b>	<b>\$7,179.07</b>	<b>\$2,442.50</b>	<b>(\$38,467.96)</b>	<b>(\$11,418.01)</b>	<b>(\$9,007.65)</b>	<b>\$0.00</b>	<b>\$12.94</b>	<b>(\$8,446.41)</b>
21011 - Accounts Payable	\$297.00	\$0.00	\$0.00	\$0.00	\$0.00	\$0.00	\$0.00	\$0.00	\$0.00
23141 - Federal Income Tax	\$975.32	\$0.00	\$0.00	\$0.00	\$0.00	\$0.00	\$0.00	\$0.00	\$0.00
23142 - State Income Tax	\$2,938.42	\$0.00	\$0.00	\$315.69	\$86.12	\$147.60	\$0.00	\$0.00	\$0.00
23162 - VD - Security Benefit	\$50.00	\$0.00	\$0.00	\$0.00	\$0.00	\$0.00	\$0.00	\$0.00	\$0.00
23224 - Education Retirement	\$25,157.14	\$0.00	\$0.00	\$2,566.29	\$755.74	\$0.00	\$0.00	\$0.00	\$0.00
23225 - Health Insurance	\$13,661.35	\$0.00	\$0.00	\$921.89	\$398.61	\$0.00	\$0.00	\$12.94	\$0.00
23226 - Unemployment Insurance	\$131.70	\$0.00	\$0.00	(\$16.30)	(\$22.97)	\$11.55	\$0.00	\$0.00	\$0.00
23245 - Retiree Health Care	\$2,717.13	\$0.00	\$0.00	\$276.45	\$81.42	\$0.00	\$0.00	\$0.00	\$0.00
<b>Subtotal of Account Type: Liability</b>	<b>\$45,928.06</b>	<b>\$0.00</b>	<b>\$0.00</b>	<b>\$4,064.02</b>	<b>\$1,298.92</b>	<b>\$159.15</b>	<b>\$0.00</b>	<b>\$12.94</b>	<b>\$0.00</b>
32300 - Unreserved Fund Balance	\$2,545,111.14	\$7,244.78	\$2,442.50	(\$35,859.36)	(\$9,909.14)	(\$1,303.05)	(\$6,945.21)	(\$76,264.74)	(\$3,841.22)
Net Increase/Decrease	\$266,950.58	(\$65.71)	\$0.00	(\$6,672.62)	(\$2,807.79)	(\$7,863.75)	\$6,945.21	\$76,264.74	(\$4,605.19)
<b>Subtotal of Account Type: Fund Balance/Retained Earnings</b>	<b>\$2,812,061.72</b>	<b>\$7,179.07</b>	<b>\$2,442.50</b>	<b>(\$42,531.98)</b>	<b>(\$12,716.93)</b>	<b>(\$9,166.80)</b>	<b>\$0.00</b>	<b>\$0.00</b>	<b>(\$8,446.41)</b>
<b>Subtotal of Account Group: Liabilities/Fund Balance</b>	<b>\$2,857,989.78</b>	<b>\$7,179.07</b>	<b>\$2,442.50</b>	<b>(\$38,467.96)</b>	<b>(\$11,418.01)</b>	<b>(\$9,007.65)</b>	<b>\$0.00</b>	<b>\$12.94</b>	<b>(\$8,446.41)</b>

# Health Leadership High School

## Balance Sheet Report

Cycle: FY22-23; Fund Class: [All]; Fund Columns: [All Non-Zero Funds]; Account Expression: [All]; Balance Date: 10/31/2022; Detail: No; Created On: 11/14/2022 12:29:48 PM

Description	24330	26121	26222	27109	27189	27502	28211	29102
11012 - Cash	(\$52,792.11)	\$5,000.00	(\$63,545.96)	\$4,226.32	\$22.94	\$0.00	\$0.00	\$32,301.50
<b>Subtotal of Account Type: Asset</b>	<b>(\$52,792.11)</b>	<b>\$5,000.00</b>	<b>(\$63,545.96)</b>	<b>\$4,226.32</b>	<b>\$22.94</b>	<b>\$0.00</b>	<b>\$0.00</b>	<b>\$32,301.50</b>
<b>Subtotal of Account Group: Assets</b>	<b>(\$52,792.11)</b>	<b>\$5,000.00</b>	<b>(\$63,545.96)</b>	<b>\$4,226.32</b>	<b>\$22.94</b>	<b>\$0.00</b>	<b>\$0.00</b>	<b>\$32,301.50</b>
21011 - Accounts Payable	\$0.00	\$0.00	\$0.00	\$0.00	\$0.00	\$0.00	\$0.00	\$0.00
23141 - Federal Income Tax	\$0.00	\$0.00	\$0.00	\$0.00	\$0.00	\$0.00	\$0.00	\$0.00
23142 - State Income Tax	\$266.78	\$0.00	\$0.00	\$0.00	\$0.00	\$0.00	\$0.00	\$0.00
23162 - VD - Security Benefit	\$0.00	\$0.00	\$0.00	\$0.00	\$0.00	\$0.00	\$0.00	\$0.00
23224 - Education Retirement	\$2,172.27	\$0.00	\$0.00	\$0.00	\$0.00	\$0.00	\$0.00	\$0.00
23225 - Health Insurance	\$362.04	\$0.00	\$0.00	\$0.00	\$22.94	\$0.00	\$0.00	\$0.00
23226 - Unemployment Insurance	\$19.10	\$0.00	\$0.00	\$0.00	\$0.00	\$0.00	\$0.00	\$0.00
23245 - Retiree Health Care	\$233.98	\$0.00	\$0.00	\$0.00	\$0.00	\$0.00	\$0.00	\$0.00
<b>Subtotal of Account Type: Liability</b>	<b>\$3,054.17</b>	<b>\$0.00</b>	<b>\$0.00</b>	<b>\$0.00</b>	<b>\$22.94</b>	<b>\$0.00</b>	<b>\$0.00</b>	<b>\$0.00</b>
32300 - Unreserved Fund Balance	\$0.00	\$5,000.00	(\$63,545.96)	\$4,226.32	\$0.00	(\$18,686.47)	(\$18,577.98)	\$28,775.12
Net Increase/Decrease	(\$55,846.28)	\$0.00	\$0.00	\$0.00	\$0.00	\$18,686.47	\$18,577.98	\$3,526.38
<b>Subtotal of Account Type: Fund Balance/Retained Earnings</b>	<b>(\$55,846.28)</b>	<b>\$5,000.00</b>	<b>(\$63,545.96)</b>	<b>\$4,226.32</b>	<b>\$0.00</b>	<b>\$0.00</b>	<b>\$0.00</b>	<b>\$32,301.50</b>
<b>Subtotal of Account Group: Liabilities/Fund Balance</b>	<b>(\$52,792.11)</b>	<b>\$5,000.00</b>	<b>(\$63,545.96)</b>	<b>\$4,226.32</b>	<b>\$22.94</b>	<b>\$0.00</b>	<b>\$0.00</b>	<b>\$32,301.50</b>

# Health Leadership High School

## Balance Sheet Report

Cycle: FY22-23; Fund Class: [All]; Fund Columns: [All Non-Zero Funds]; Account Expression: [All]; Balance Date: 10/31/2022; Detail: No; Created On: 11/14/2022 12:29:48 PM

Description	31200	31400	31600	31700	31701	31703	Total
11012 - Cash	(\$16,447.92)	\$0.00	\$666,268.63	\$755.90	\$436,935.54	\$17,981.25	\$3,830,990.35
<b>Subtotal of Account Type: Asset</b>	<b>(\$16,447.92)</b>	<b>\$0.00</b>	<b>\$666,268.63</b>	<b>\$755.90</b>	<b>\$436,935.54</b>	<b>\$17,981.25</b>	<b>\$3,830,990.35</b>
<b>Subtotal of Account Group: Assets</b>	<b>(\$16,447.92)</b>	<b>\$0.00</b>	<b>\$666,268.63</b>	<b>\$755.90</b>	<b>\$436,935.54</b>	<b>\$17,981.25</b>	<b>\$3,830,990.35</b>
21011 - Accounts Payable	\$0.00	\$0.00	\$0.00	\$0.00	\$0.00	\$0.00	\$297.00
23141 - Federal Income Tax	\$0.00	\$0.00	\$0.00	\$0.00	\$0.00	\$0.00	\$975.32
23142 - State Income Tax	\$0.00	\$0.00	\$0.00	\$0.00	\$0.00	\$0.00	\$3,754.61
23162 - VD - Security Benefit	\$0.00	\$0.00	\$0.00	\$0.00	\$0.00	\$0.00	\$50.00
23224 - Education Retirement	\$0.00	\$0.00	\$0.00	\$0.00	\$0.00	\$0.00	\$30,651.44
23225 - Health Insurance	\$0.00	\$0.00	\$0.00	\$0.00	\$0.00	\$0.00	\$15,379.77
23226 - Unemployment Insurance	\$0.00	\$0.00	\$0.00	\$0.00	\$0.00	\$0.00	\$123.08
23245 - Retiree Health Care	\$0.00	\$0.00	\$0.00	\$0.00	\$0.00	\$0.00	\$3,308.98
<b>Subtotal of Account Type: Liability</b>	<b>\$0.00</b>	<b>\$0.00</b>	<b>\$0.00</b>	<b>\$0.00</b>	<b>\$0.00</b>	<b>\$0.00</b>	<b>\$54,540.20</b>
32300 - Unreserved Fund Balance	\$0.00	(\$21,790.75)	\$791,829.52	\$755.90	\$434,955.48	\$17,981.25	\$3,581,598.13
Net Increase/Decrease	(\$16,447.92)	\$21,790.75	(\$125,560.89)	\$0.00	\$1,980.06	\$0.00	\$194,852.02
<b>Subtotal of Account Type: Fund Balance/Retained Earnings</b>	<b>(\$16,447.92)</b>	<b>\$0.00</b>	<b>\$666,268.63</b>	<b>\$755.90</b>	<b>\$436,935.54</b>	<b>\$17,981.25</b>	<b>\$3,776,450.15</b>
<b>Subtotal of Account Group: Liabilities/Fund Balance</b>	<b>(\$16,447.92)</b>	<b>\$0.00</b>	<b>\$666,268.63</b>	<b>\$755.90</b>	<b>\$436,935.54</b>	<b>\$17,981.25</b>	<b>\$3,830,990.35</b>