

**Health Leadership High School**  
**Financial Update**  
**January 25, 2023**

**A. BARs**

	<u>BAR #</u>	<u>Fund Description</u>	<u>Reason/Type</u>	<u>Amount</u>
1	2223-0011-IB	24175 - Carl Perkins PY Unliq	Initial Budget	\$ 106
2	2223-0027-IB	24346 - IDEA-B APR	Initial Budget	\$ 11,832
3	2223-0028-IB	27552 - CTE State Wide Innovation Zone A	Initial Budget	\$ 300,550
4	2223-0029-IB	26107 - Educator Fellows	Initial Budget	\$ 104,190
5		27408 - K-12 Plus ELTP Planning	Initial Budget	\$ 18,500

**B. Payroll & Accounts Payable Payment Vouchers**

1 December 2022

**C. Financial Statement Reports - as of December 31, 2022**

- 1 Recommended Change
- 2 Financial Analysis
- 3 Bank Reconciliations

**D. Other**

- 1 Audit for Fiscal Year Ending June 30, 2022

A: approved original BAR during October's meeting. Revised BAR was required to line-up application approved, then will follow-up with Maintenance or Transfer BAR.

Must submit backup for all BARs,  
except transfers of funds for SEG or  
direct grants

**STATE OF NEW MEXICO**  
**PUBLIC EDUCATION DEPARTMENT**  
**300 Don Gaspar Santa Fe, NM 87501-2786**  
**Budget Adjustment Request**

Doc. ID: 001-752-2223-0011-IB

Fund Type: Flowthrough

Adjustment Type: Initial Budget

Fiscal Year: 2022-2023

Entity Name: Health Leadership High School

Adjustment Changes Intent/Scope of Program Yes or No?: No

Contact: Jolene Jaramillo, Business Manager

Total Approved Budget (Flowthrough):

Phone: (505) 429-1080

Email: jolene@k12accounting.com

<b>FLOWTHROUGH ONLY</b>	Budget Period: 07/01/2022	To: 06/30/2023
A. Approved Carryover:		
B. Total Current Year Allocation:		
D. Total Funding Available:		

Revenue 24175.0000.41924 \$106

Fund	Function	Object	Program	Location	Job Class	Present Budget	Adj Amt Exp	Adj Budget	ADD'L FTE
24175 Carl D Perkins Secondary - PY Unliq. Obligations	1000 Instruction	56118 General Supplies and Materials	1010 Regular Education (PreK-12) Programs	001752 Health Leadership High School	0000 No Job Class		\$106	\$106	
						Sub Total	\$106		
						Indirect Cost			
						DOC. TOTAL	\$106		

**Justification:**

Carryover

Compliance with Sections 10-15-1 and 22-8-12, NMSA, 1978 Compilation:

A. The requested budget/changes were authorized at a scheduled Board of Education or Governance Council meeting open to the public on:

B. Justification for the transfer: Explanation such as "underbudgeted", "insufficient budget", or "needed to close out Project" ARE NOT ACCEPTABLE. Attach additional sheets if necessary.

ALL TRANSFER BARS MUST NET OUT TO ZERO ON THE DOC. TOTAL LINE.

Must submit backup for all BARs,  
except transfers of funds for SEG or  
direct grants

**STATE OF NEW MEXICO**  
**PUBLIC EDUCATION DEPARTMENT**  
300 Don Gaspar Santa Fe, NM 87501-2786  
**Budget Adjustment Request**

Doc. ID: 001-752-2223-0027-IB

Fund Type: Flowthrough

Adjustment Type: Initial Budget

Fiscal Year: 2022-2023

Entity Name: Health Leadership High School

Adjustment Changes Intent/Scope of Program Yes or No?: No

Contact: Jolene Jaramillo, Business Manager

Total Approved Budget (Flowthrough):

Phone: (505) 429-1080

Email: jolene@k12accounting.com

<b>FLOWTHROUGH ONLY</b>	
Budget Period: 07/01/2022	To: 06/30/2023
A. Approved Carryover:	
B. Total Current Year Allocation:	
D. Total Funding Available:	

Revenue 24346.0000.41924 \$11,832

Fund	Function	Object	Program	Location	Job Class	Present Budget	Adj Amt Exp	Adj Budget	ADD'L FTE
24346 Individual s with Disabilities Education Act (IDEA)/A mercian Rescue Plan Act of 2021 (APR)	2100 Support Services-Students	53212 Speech Therapists - Contracted	2000 Special Programs	001752 Health Leadership High School	0000 No Job Class		\$11,832	\$11,832	
						Sub Total	\$11,832		
						Indirect Cost			
						DOC. TOTAL	\$11,832		

**Justification:**

FY2023 Award

Compliance with Sections 10-15-1 and 22-8-12, NMSA, 1978 Compilation:

A. The requested budget/changes were authorized at a scheduled Board of Education or Governance Council meeting open to the public on:

B. Justification for the transfer: Explanation such as "underbudgeted", "insufficient budget", or "needed to close out Project" ARE NOT ACCEPTABLE. Attach additional sheets if necessary.

ALL TRANSFER BARS MUST NET OUT TO ZERO ON THE DOC. TOTAL LINE.

Must submit backup for all BARs,  
except transfers of funds for SEG or  
direct grants

**STATE OF NEW MEXICO**  
**PUBLIC EDUCATION DEPARTMENT**  
**300 Don Gaspar Santa Fe, NM 87501-2786**  
**Budget Adjustment Request**

Doc. ID: 001-752-2223-0028-IB

Fund Type: Flowthrough

Adjustment Type: Initial Budget

Fiscal Year: 2022-2023

Entity Name: Health Leadership High School

Adjustment Changes Intent/Scope of Program Yes or No?: No

Contact: Jolene Jaramillo, Business Manager

Total Approved Budget (Flowthrough): 300,550

Phone: (505) 429-1080

Email: jolene@k12accounting.com

<b>FLOWTHROUGH ONLY</b>	
Budget Period: 07/01/2022	To: 06/30/2023
A. Approved Carryover:	
B. Total Current Year Allocation: 300,550	
D. Total Funding Available: 300,550	

Revenue 27552.0000.43202 \$300,550

Fund	Function	Object	Program	Location	Job Class	Present Budget	Adj Amt Exp	Adj Budget	ADD'L FTE
27552 CTE State Wide Innovation Zones - Reg 2022, HB2, P200, Item 108	1000 Instruction	51300 Additional Compensation	1010 Regular Education (PreK-12) Programs	001752 Health Leadership High School	1624 Activities Salary		\$233,000	\$233,000	
27552 CTE State Wide Innovation Zones - Reg 2022, HB2, P200, Item 108	1000 Instruction	52210 FICA Payments	1010 Regular Education (PreK-12) Programs	001752 Health Leadership High School	1624 Activities Salary		\$500	\$500	
27552 CTE State Wide Innovation Zones - Reg 2022, HB2, P200, Item 108	1000 Instruction	55817 Student Travel	1010 Regular Education (PreK-12) Programs	001752 Health Leadership High School	0000 No Job Class		\$500	\$500	
27552 CTE State Wide Innovation Zones - Reg 2022, HB2, P200, Item 108	1000 Instruction	56118 General Supplies and Materials	1010 Regular Education (PreK-12) Programs	001752 Health Leadership High School	0000 No Job Class		\$22,050	\$22,050	
27552 CTE State Wide Innovation Zones - Reg 2022, HB2, P200, Item 108	2100 Support Services-Students	51300 Additional Compensation	0000 No Program	001752 Health Leadership High School	1211 Coordinator/Subject Matter Specialist		\$14,000	\$14,000	

27552 CTE State Wide Innovation Zones - Reg 2022, HB2, P200, Item 108	2100 Support Services-Students	56113 Software	0000 No Program	001752 Health Leadership High School	0000 No Job Class		\$30,500	<del>\$30,500</del>	Page 5 of 53
						Sub Total	\$300,550		
						Indirect Cost			
						DOC. TOTAL	\$300,550		

Justification:

Initial budget for FY2023

Compliance with Sections 10-15-1 and 22-8-12, NMSA, 1978 Compilation:

A. The requested budget/changes were authorized at a scheduled Board of Education or Governance Council meeting open to the public on:

B. Justification for the transfer: Explanation such as "underbudgeted", "insufficient budget", or "needed to close out Project" ARE NOT ACCEPTABLE. Attach additional sheets if necessary.

ALL TRANSFER BARS MUST NET OUT TO ZERO ON THE DOC. TOTAL LINE.

Must submit backup for all BARs,  
except transfers of funds for SEG or  
direct grants

**STATE OF NEW MEXICO**  
**PUBLIC EDUCATION DEPARTMENT**  
**300 Don Gaspar Santa Fe, NM 87501-2786**  
**Budget Adjustment Request**

Doc. ID: 001-752-2223-0029-IB

Fund Type: Direct Grant

Adjustment Type: Initial Budget

Fiscal Year: 2022-2023

Entity Name: Health Leadership High School

Adjustment Changes Intent/Scope of Program Yes or No?: No

Contact: Jolene Jaramillo, Business Manager

Total Approved Budget (Flowthrough):

Phone: (505) 429-1080

Email: jolene@k12accounting.com

<b>FLOWTHROUGH ONLY</b>	
Budget Period: Jul 1 2022 12:00AM	To: Jun 30 2023 12:00AM
A. Approved Carryover:	
B. Total Current Year Allocation:	
D. Total Funding Available:	

Revenue 26107.0000.43214 \$104,190

Fund	Function	Object	Program	Location	Job Class	Present Budget	Adj Amt Exp	Adj Budget	ADD'L FTE
26107 REC/District Fiscal Agent	1000 Instruction	51100 Salaries Expense	1010 Regular Education (PreK-12) Programs	001752 Health Leadership High School	1711 Instructional Assistants - Grades 1-12		\$72,600	\$72,600	3.00
26107 REC/District Fiscal Agent	1000 Instruction	51300 Additional Compensation	1010 Regular Education (PreK-12) Programs	001752 Health Leadership High School	1711 Instructional Assistants - Grades 1-12		\$6,000	\$6,000	
26107 REC/District Fiscal Agent	1000 Instruction	52111 Educational Retirement	1010 Regular Education (PreK-12) Programs	001752 Health Leadership High School	1711 Instructional Assistants - Grades 1-12		\$13,480	\$13,480	
26107 REC/District Fiscal Agent	1000 Instruction	52112 ERA - Retiree Health	1010 Regular Education (PreK-12) Programs	001752 Health Leadership High School	1711 Instructional Assistants - Grades 1-12		\$1,572	\$1,572	
26107 REC/District Fiscal Agent	1000 Instruction	52210 FICA Payments	1010 Regular Education (PreK-12) Programs	001752 Health Leadership High School	1711 Instructional Assistants - Grades 1-12		\$4,874	\$4,874	
26107 REC/District Fiscal Agent	1000 Instruction	52220 Medicare Payments	1010 Regular Education (PreK-12) Programs	001752 Health Leadership High School	1711 Instructional Assistants - Grades 1-12		\$1,140	\$1,140	
26107 REC/District Fiscal Agent	1000 Instruction	52311 Health and Medical Premiums	1010 Regular Education (PreK-12) Programs	001752 Health Leadership High School	1711 Instructional Assistants - Grades 1-12		\$3,000	\$3,000	
26107 REC/District Fiscal Agent	1000 Instruction	52312 Life	1010 Regular Education (PreK-12) Programs	001752 Health Leadership High School	1711 Instructional Assistants - Grades 1-12		\$200	\$200	
26107 REC/District Fiscal Agent	1000 Instruction	52313 Dental	1010 Regular Education (PreK-12) Programs	001752 Health Leadership High School	1711 Instructional Assistants - Grades 1-12		\$370	\$370	
26107 REC/District Fiscal Agent	1000 Instruction	52314 Vision	1010 Regular Education (PreK-12) Programs	001752 Health Leadership High School	1711 Instructional Assistants - Grades 1-12		\$100	\$100	
26107 REC/District Fiscal Agent	1000 Instruction	52500 Unemployment Compensation	1010 Regular Education (PreK-12) Programs	001752 Health Leadership High School	1711 Instructional Assistants - Grades 1-12		\$150	\$150	
26107 REC/District Fiscal Agent	1000 Instruction	52720 Workers Compensation Employer's Fee	1010 Regular Education (PreK-12) Programs	001752 Health Leadership High School	1711 Instructional Assistants - Grades 1-12		\$14	\$14	

26107 REC/Distr ict Fiscal Agent	2500 Central Services	56118 General Supplies and Materials	0000 No Program	001752 Health Leadership High School	0000 No Job Class		\$690	<del>\$690</del>	7 of 53
						Sub Total	\$104,190		3.00
						Indirect Cost			
						DOC. TOTAL	\$104,190		

Justification:


Initial Budget

Compliance with Sections 10-15-1 and 22-8-12, NMSA, 1978 Compilation:

A. The requested budget/changes were authorized at a scheduled Board of Education or Governance Council meeting open to the public on:

B. Justification for the transfer: Explanation such as "underbudgeted", "insufficient budget", or "needed to close out Project" ARE NOT ACCEPTABLE. Attach additional sheets if necessary.

ALL TRANSFER BARS MUST NET OUT TO ZERO ON THE DOC. TOTAL LINE.



**State of New Mexico Special Appropriation\_State Grant/(27408) FINAL AV**

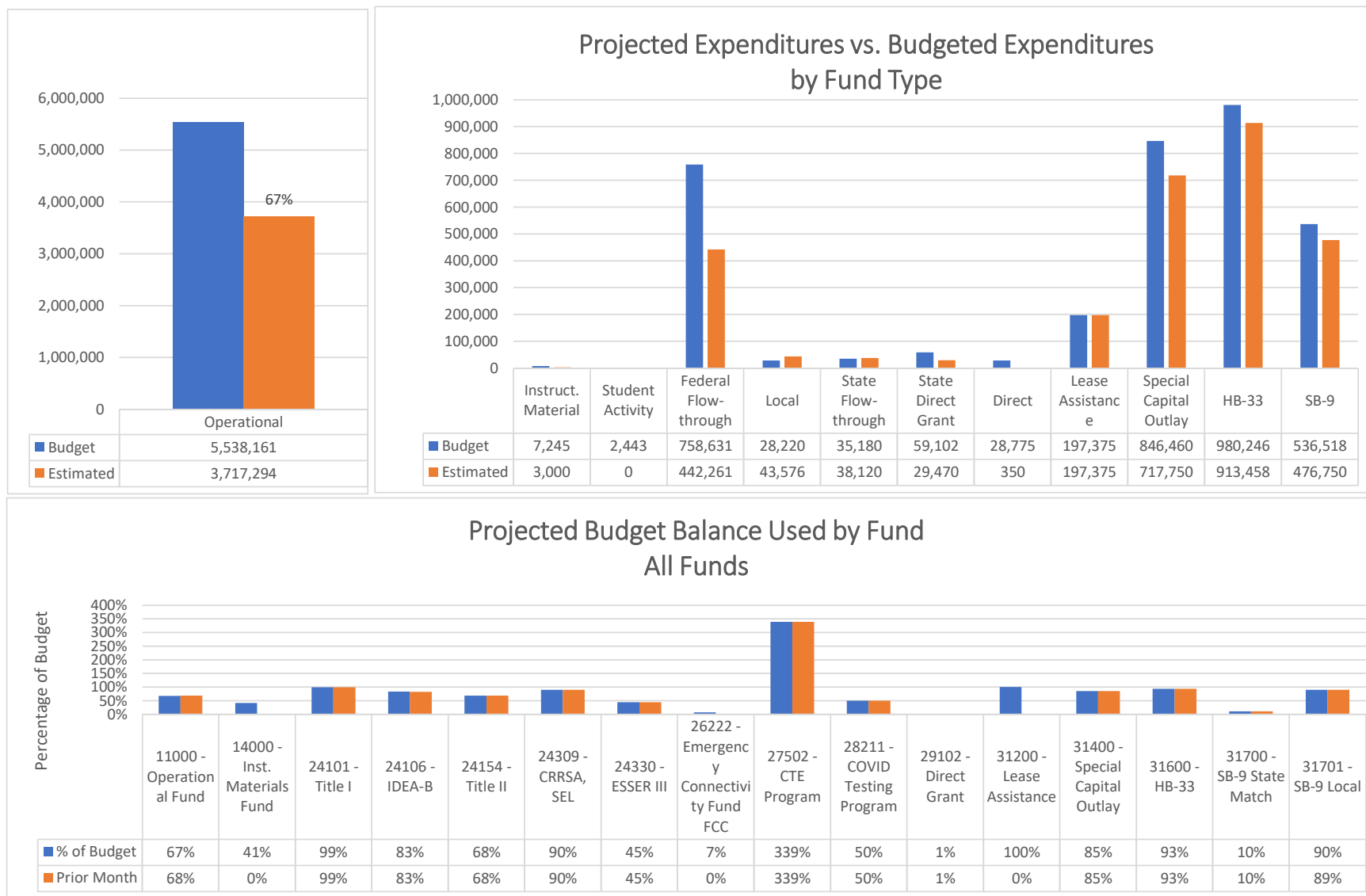
OBMS ENTITY CODE	LOCAL EDUCATION AGENCY	District/State Charter Allocation
553-001	Health Leadership High School	\$ 18,500
508-001	International School at Mesa del Sol (The)	\$ 20,000
01015061	La Academia de Esperanza Charter School	
01015017	Los Puentes Charter School	\$ 23,575
01015095	Montessori of the Rio Grande Charter	
01015098	Mountain Mahogany Community School	
01015006	Native American Community Academy	
506-001	New America School	
534-001	New Mexico International School	
01015039	Mark Armijo Academy	
01015047	Public Academy for Performing Arts	
01015051	Robert F. Kennedy Charter School	
750-001	Siembra Leadership High School	
01015025	South Valley Academy	\$ 25,000
561-001	Technology Leadership High School	\$ 20,000
001-770	United Community Academy	

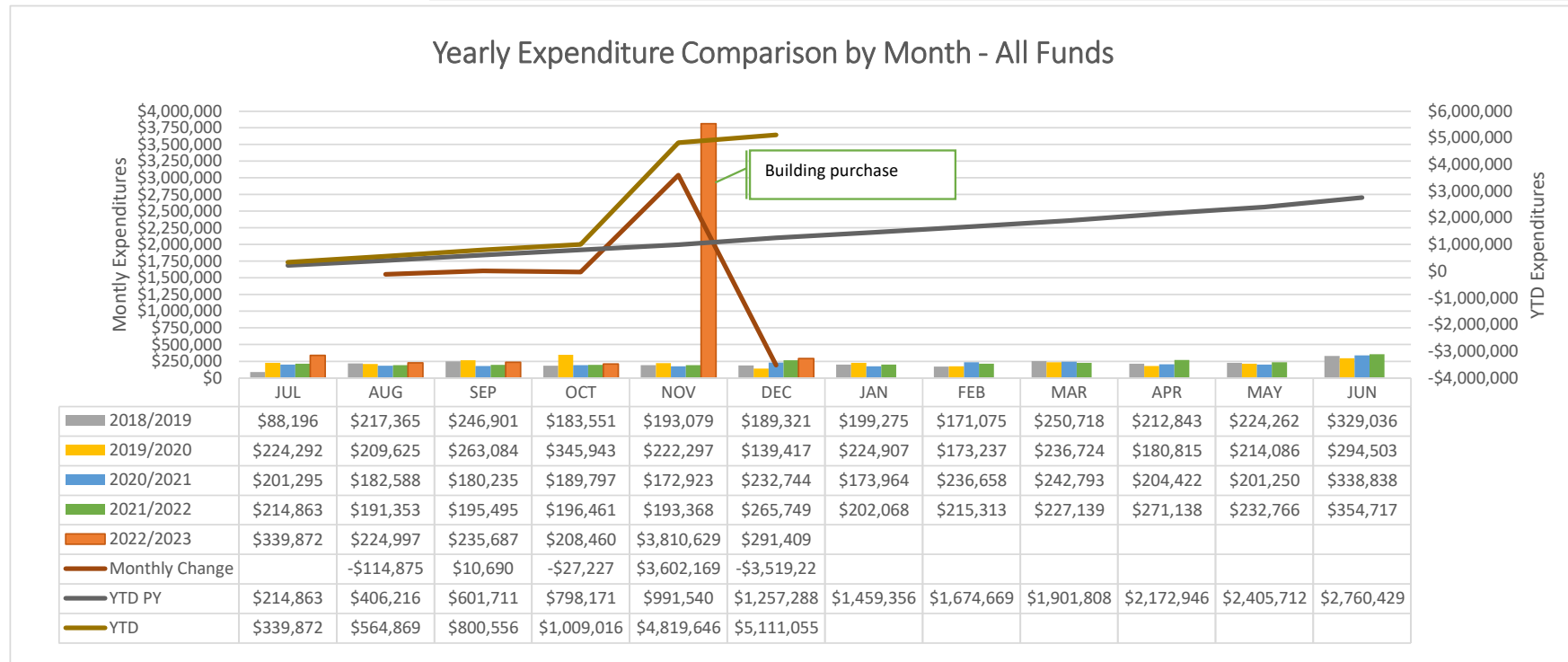
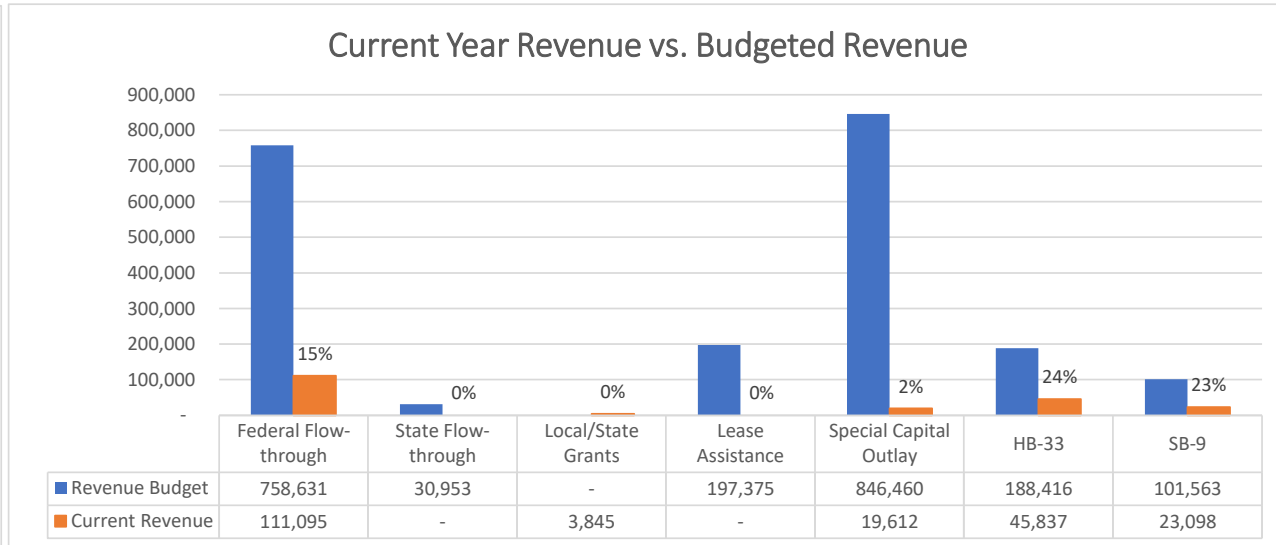
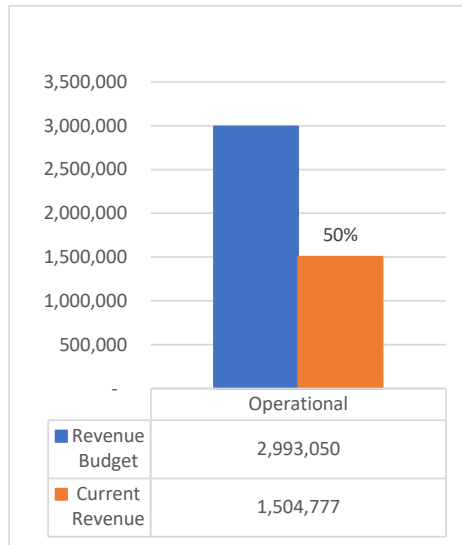


# Health Leadership High School

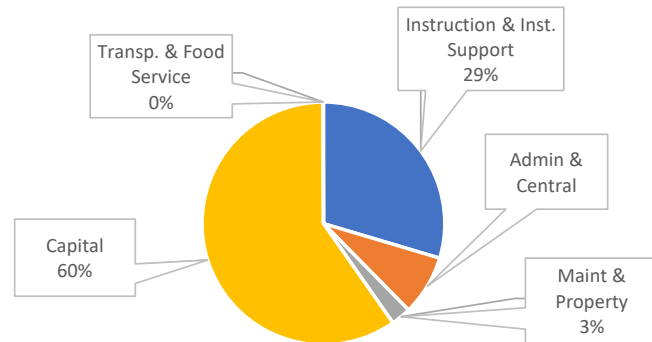
## Expenditure Analytical Review

December 31, 2022

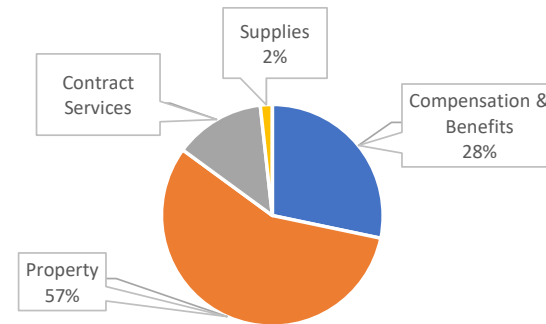




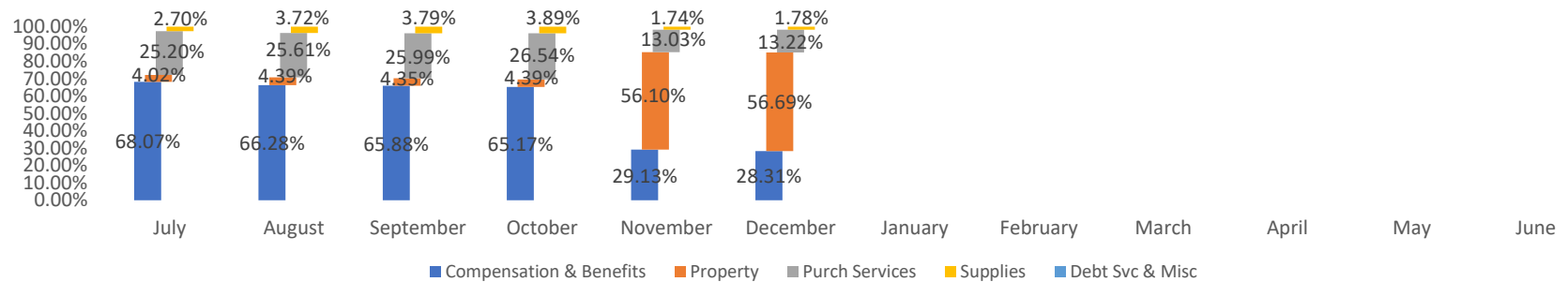
### Estimated Expenditures by Function - All Funds



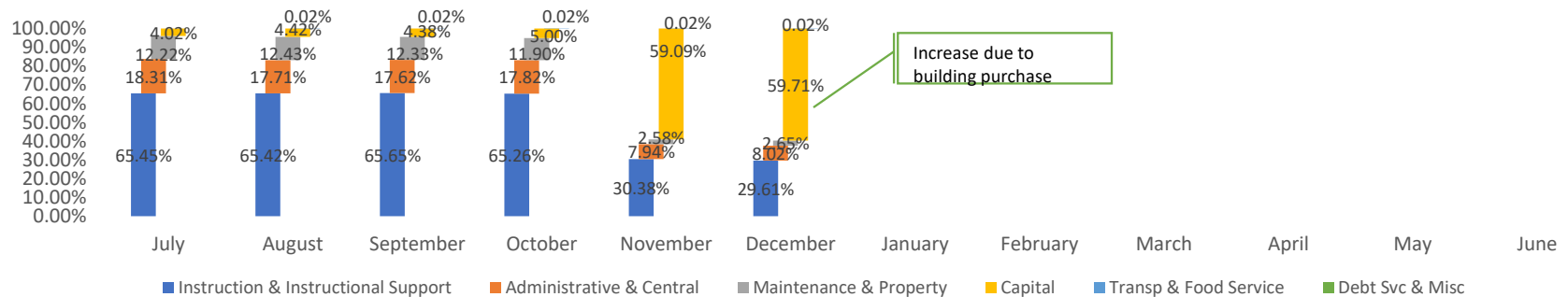
### Estimated Expenditures by Object - All Funds

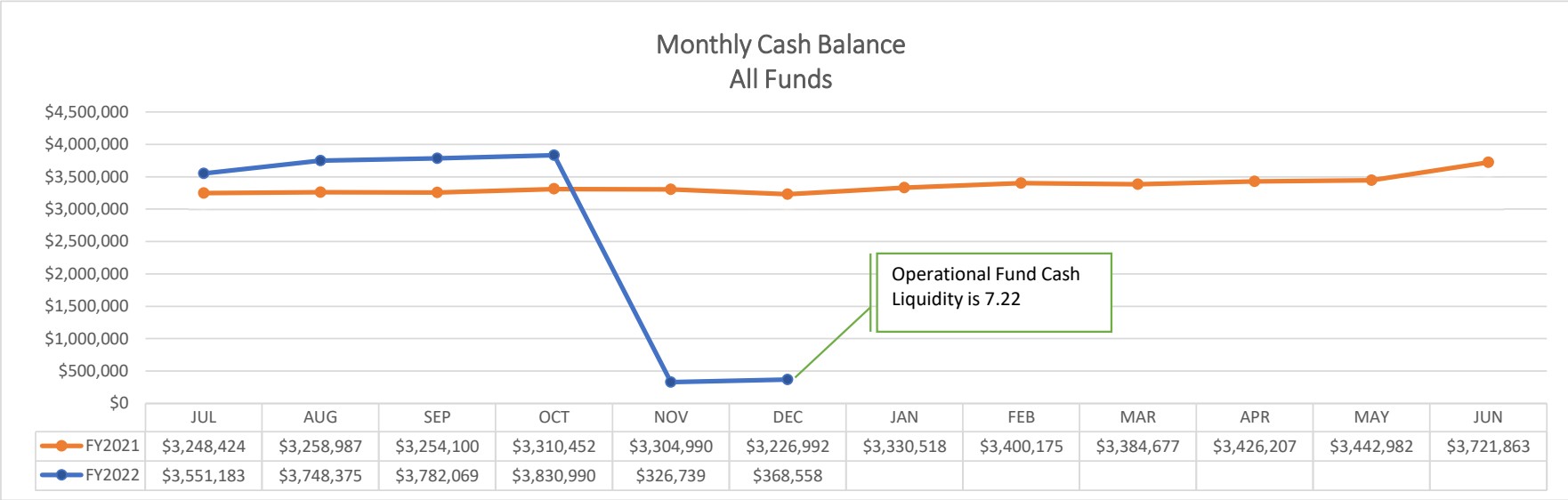


### Object Code Change in Percentage by Month (All Funds - Exp & Encumbrance)



### Function Code Change in Percentage by Month (All Funds - Exp & Encumbrance)





## Health Leadership High School Financial Summary

Source	Beginning Fund Balance	Revenue	Expenditure	Net Dec/Inc	Fund Balance	Liabilities	Cash Balance
11000 - Operational Fund	\$ 2,545,111.14	\$ 1,504,777.08	\$ (2,655,500.57)	\$ (1,150,723.49)	\$ 1,394,387.65	\$ 12,716.11	\$ 1,407,103.76
14000 - Inst. Materials Fund	\$ 7,244.78	\$ -	\$ (65.71)	\$ (65.71)	\$ 7,179.07	\$ -	\$ 7,179.07
23000 - Non-Instruct. Fund	\$ 2,442.50	\$ -	\$ -	\$ -	\$ 2,442.50	\$ -	\$ 2,442.50
24101 - Title I	\$ (35,859.36)	\$ 78,391.34	\$ (73,275.28)	\$ 5,116.06	\$ (30,743.30)	\$ 926.58	\$ (29,816.72)
24106 - IDEA-B	\$ (9,909.14)	\$ 22,626.07	\$ (21,776.89)	\$ 849.18	\$ (9,059.96)	\$ 377.99	\$ (8,681.97)
24146 - Charter Schools	\$ -	\$ -	\$ -	\$ -	\$ -	\$ -	\$ -
24153 - Title III	\$ -	\$ -	\$ -	\$ -	\$ -	\$ -	\$ -
24154 - Title II	\$ (1,303.05)	\$ 1,303.05	\$ (9,166.80)	\$ (7,863.75)	\$ (9,166.80)	\$ 11.55	\$ (9,155.25)
24174 - Carl D Perkins	\$ (6,945.21)	\$ 6,945.21	\$ -	\$ 6,945.21	\$ -	\$ -	\$ -
24308 - CRRSA GEER	\$ (76,264.74)	\$ 76,264.74	\$ -	\$ 76,264.74	\$ -	\$ 12.94	\$ 12.94
24309 - CRRSA, SEL	\$ (3,841.22)	\$ 3,841.22	\$ (8,446.41)	\$ (4,605.19)	\$ (8,446.41)	\$ 0.00	\$ (8,446.41)
24316 - USDE CRRSA ESSER II	\$ -	\$ -	\$ -	\$ -	\$ -	\$ -	\$ -
24330 - ESSER III	\$ -	\$ 55,846.28	\$ (88,597.63)	\$ (32,751.35)	\$ (32,751.35)	\$ 774.60	\$ (31,976.75)
26107 - REC Fiscal Agent	\$ -	\$ -	\$ (9,658.85)	\$ (9,658.85)	\$ (9,658.85)	\$ 1,190.63	\$ (8,468.22)
26121 - Kellogg Foundation	\$ 5,000.00	\$ -	\$ -	\$ -	\$ 5,000.00	\$ -	\$ 5,000.00
26222 - Emergency Connectivity Fund FCC	\$ (63,545.96)	\$ -	\$ (1,685.76)	\$ (1,685.76)	\$ (65,231.72)	\$ -	\$ (65,231.72)
27107 - Library SB-66	\$ -	\$ -	\$ -	\$ -	\$ -	\$ -	\$ -
27109 - Inst Mat GAA	\$ 4,226.32	\$ -	\$ -	\$ -	\$ 4,226.32	\$ -	\$ 4,226.32
27189 - College Advisor	\$ -	\$ -	\$ -	\$ -	\$ -	\$ 22.94	\$ 22.94
27502 - CTE Program	\$ (18,686.47)	\$ 18,686.47	\$ (4,644.15)	\$ 14,042.32	\$ (4,644.15)	\$ -	\$ (4,644.15)
27552 - CTE StateWide Innovation Zones	\$ -	\$ -	\$ (641.22)	\$ (641.22)	\$ (641.22)	\$ 2.99	\$ (638.23)
28182 - Adult Basic Education HED	\$ -	\$ -	\$ -	\$ -	\$ -	\$ -	\$ -
28211 - COVID Testing Program	\$ (18,577.98)	\$ 18,577.98	\$ (14,787.63)	\$ 3,790.35	\$ (14,787.63)	\$ 148.72	\$ (14,638.91)
29102 - Direct Grant	\$ 28,775.12	\$ 3,845.04	\$ (318.66)	\$ 3,526.38	\$ 32,301.50	\$ -	\$ 32,301.50
31200 - Lease Assistance	\$ -	\$ -	\$ (115,135.42)	\$ (115,135.42)	\$ (115,135.42)	\$ -	\$ (115,135.42)
31400 - Special Capital Outlay	\$ (21,790.75)	\$ 21,790.75	\$ (717,750.00)	\$ (695,959.25)	\$ (717,750.00)	\$ -	\$ (717,750.00)
31600 - HB-33	\$ 791,829.52	\$ 45,837.00	\$ (913,458.37)	\$ (867,621.37)	\$ (75,791.85)	\$ -	\$ (75,791.85)
31700 - SB-9 State Match	\$ 755.90	\$ -	\$ (462.61)	\$ (462.61)	\$ 293.29	\$ -	\$ 293.29
31701 - SB-9 Local	\$ 434,955.48	\$ 23,097.86	\$ (475,682.87)	\$ (452,585.01)	\$ (17,629.53)	\$ -	\$ (17,629.53)
31703 - SB-9 Cash	\$ 17,981.25	\$ -	\$ -	\$ -	\$ 17,981.25	\$ -	\$ 17,981.25
<b>TOTAL</b>	<b>\$ 3,581,598.13</b>	<b>\$ 1,881,830.09</b>	<b>\$ (5,111,054.83)</b>	<b>\$ (3,229,224.74)</b>	<b>\$ 352,373.39</b>	<b>\$ 16,185.05</b>	<b>\$ 368,558.44</b>

	Cash in Bank	Prepaid Expense	Receivables	
Bank Statement Ending Balance	\$430,843.16	-		430,843.16
Uncleared Payments	\$62,284.72			62,284.72
Uncleared Deposits				
Revised System Cash Balance				368,558.44

# Health Leadership High School

## Check Report

Begin Date: 12/01/2022; End Date: 12/31/2022; Check Type: Accounts Payable; Payee: [All]; Bank: [All]; Accounting Cycle: FY22-23; Limit Results to This Cycle: Yes; Account Expression: [All]; Show Detail by Voucher: Yes; Created On: 1/18/2023 12:06:24 PM

Check Date	Check Number	Payee	Type	Amount
12/02/2022		ACES - Assoc. of Charter School Education Services	Accounts Payable	\$11,211.39
12/02/2022		CenturyLink Communications, LLC	Accounts Payable	\$71.75
12/02/2022	4346	Comnet Consulting, Inc.	Accounts Payable	\$2,963.13
12/02/2022	4347	Ephesus Inc	Accounts Payable	\$1,421.56
12/02/2022	4348	GoTo Technologies USA, Inc	Accounts Payable	\$649.63
12/02/2022	4349	JMP Academy of Professional Development	Accounts Payable	\$579.70
12/02/2022	4350	Lorhan Construction	Accounts Payable	\$3,511.49
12/02/2022	4351	Moss Adams LLP	Accounts Payable	\$2,967.76
12/02/2022	4352	National Cleaning	Accounts Payable	\$2,045.31
12/07/2022		ACES - Assoc. of Charter School Education Services	Accounts Payable	\$11,211.39
12/09/2022	4353	Verizon Wireless	Accounts Payable	\$842.88
12/12/2022	4354	Culligan Bottled Water of Albuquerque	Accounts Payable	\$41.60
12/12/2022	4355	DMH Law LLC	Accounts Payable	\$2,693.75
12/12/2022	4356	LSG and Associates Inc	Accounts Payable	\$7,294.05
12/12/2022	4357	NM Fit	Accounts Payable	\$519.06
12/12/2022	4358	Rising Sun Technologies	Accounts Payable	\$375.00
12/21/2022		Chyno, Ltd. Co.	Accounts Payable	\$20,329.27
12/21/2022		Visa Pcard	Accounts Payable	\$318.47
12/21/2022	4363	Accountability And Compliance Resources LLC	Accounts Payable	\$627.98
12/21/2022	4364	Alyson Steinman	Accounts Payable	\$189.73
12/21/2022	4365	Armenta, Denise	Accounts Payable	\$132.25
12/21/2022	4366	Charter School Testing Services	Accounts Payable	\$1,185.25
12/21/2022	4367	City Of Albuquerque - Attention Community Centers	Accounts Payable	\$1,337.50
12/21/2022	4368	Ephesus Inc	Accounts Payable	\$228.77
12/21/2022	4369	Mc2 Education LLC	Accounts Payable	\$4,644.15
12/21/2022	4370	Rising Sun Technologies	Accounts Payable	\$375.00
12/21/2022	4371	Sharp Business Systems	Accounts Payable	\$444.33
12/21/2022	4372	U-Stor-It	Accounts Payable	\$139.00
12/21/2022	4373	Unite Private Networks, LLC	Accounts Payable	\$110.24
12/21/2022	4374	Verizon Wireless	Accounts Payable	\$842.88
<b>Sub Total</b>				<b>\$79,304.27</b>

# Health Leadership High School

## Check Report

Begin Date: 12/01/2022; End Date: 12/31/2022; Check Type: Accounts Payable; Payee: [All]; Bank: [All]; Accounting Cycle: FY22-23; Limit Results to This Cycle: Yes; Account Expression: [All]; Show Detail by Voucher: Yes; Created On: 1/18/2023 12:06:24 PM

Voucher Number	Bank Name	Account Number	Check Number	Payee	Amount	Type
AP23034	NM Bank and Trust	120106281		ACES - Assoc. of Charter School Education Services	\$11,211.39	Accounts Payable
Vendor	PO Number	Invoice #	Account Code	Description	Issue Date	Amount
ACES - Assoc. of Charter School Education Services		10098A	11000-0000-21011-0000-001752-0000-00000			\$11,211.39
<b>Sub Total</b>						<b>\$11,211.39</b>
Voucher Number	Bank Name	Account Number	Check Number	Payee	Amount	Type
AP23030	NM Bank and Trust	120106281		ACES - Assoc. of Charter School Education Services	\$11,211.39	Accounts Payable
Vendor	PO Number	Invoice #	Account Code	Description	Issue Date	Amount
ACES - Assoc. of Charter School Education Services	PO23-0042	10230	11000-2500-53414-0000-001752-0000-00000	Business Management Services FY23	06/30/2022	\$11,211.39
<b>Sub Total</b>						<b>\$11,211.39</b>
Voucher Number	Bank Name	Account Number	Check Number	Payee	Amount	Type
AP23030	NM Bank and Trust	120106281		CenturyLink Communications, LLC	\$71.75	Accounts Payable
Vendor	PO Number	Invoice #	Account Code	Description	Issue Date	Amount
CenturyLink Communications, LLC	PO23-0008	499 20221122	11000-2600-54416-0000-001752-0000-00000	Commication services	06/30/2022	\$71.75
<b>Sub Total</b>						<b>\$71.75</b>
Voucher Number	Bank Name	Account Number	Check Number	Payee	Amount	Type
AP23033	NM Bank and Trust	120106281		Chyno, Ltd. Co.	\$20,329.27	Accounts Payable
Vendor	PO Number	Invoice #	Account Code	Description	Issue Date	Amount
Chyno, Ltd. Co.	PO23-0011	387157163093	11000-2600-54415-0000-001752-0000-00000	Water/ Sewage	06/30/2022	\$389.27
Chyno, Ltd. Co.	PO23-0012	January Rent 2023	11000-2600-54610-0000-001752-0000-00000	Lease of Building	11/02/2022	\$3,492.08
Chyno, Ltd. Co.	PO23-0012	January Rent 2023	31200-4000-54610-0000-001752-0000-00000	Lease of Building	11/02/2022	\$16,447.92
<b>Sub Total</b>						<b>\$20,329.27</b>
Voucher Number	Bank Name	Account Number	Check Number	Payee	Amount	Type
AP23035	NM Bank and Trust	120106281		Visa Pcard	\$318.47	Accounts Payable
Vendor	PO Number	Invoice #	Account Code	Description	Issue Date	Amount
Visa Pcard	PO23-0075	24445002336300506328739	11000-2600-56211-0000-001752-0000-00000	Gas for the Suburban	07/26/2022	\$73.00
Visa Pcard	PO23-0127	2426979233500102526260	11000-2400-56118-0000-001752-0000-00000	Breakfast and Lunch for Governing Council Retreat/training	10/11/2022	\$76.05
Visa Pcard	PO23-0089	24269792321000999937436	11000-3100-56116-0000-001752-0000-00000	Lunches for student as needed	11/14/2022	\$87.00
Visa Pcard	PO23-0153	24226382341400001642024-2	11000-1000-56118-1010-001752-0000-00000	Not to exceed \$100.00 for supplies for Ms Ortiz's exhibition	12/07/2022	\$66.50
Visa Pcard	PO23-0153	2445002340300531652776	11000-1000-56118-1010-001752-0000-00000	Not to exceed \$100.00 for supplies for Ms Ortiz's exhibition	12/07/2022	\$7.96
Visa Pcard	PO23-0153	2445002340300531652859	11000-1000-56118-1010-001752-0000-00000	Not to exceed \$100.00 for supplies for Ms Ortiz's exhibition	12/07/2022	\$7.96

<b>Sub Total</b>						<b>\$318.47</b>
<b>Voucher Number</b>	<b>Bank Name</b>	<b>Account Number</b>	<b>Check Number</b>	<b>Payee</b>	<b>Amount</b>	<b>Type</b>
AP23030	NM Bank and Trust	120106281	4346	Comnet Consulting, Inc.	\$2,963.13	Accounts Payable
<b>Vendor</b>	<b>PO Number</b>	<b>Invoice #</b>	<b>Account Code</b>	<b>Description</b>	<b>Issue Date</b>	<b>Amount</b>
Comnet Consulting, Inc.	PO23-0046	16233	11000-2500-54320-0000-001752-0000-00000	IT Services FY23	09/26/2022	\$2,963.13
<b>Sub Total</b>						<b>\$2,963.13</b>
<b>Voucher Number</b>	<b>Bank Name</b>	<b>Account Number</b>	<b>Check Number</b>	<b>Payee</b>	<b>Amount</b>	<b>Type</b>
AP23030	NM Bank and Trust	120106281	4347	Ephesus Inc	\$1,421.56	Accounts Payable
<b>Vendor</b>	<b>PO Number</b>	<b>Invoice #</b>	<b>Account Code</b>	<b>Description</b>	<b>Issue Date</b>	<b>Amount</b>
Ephesus Inc	PO23-0019	AR122470	11000-1000-54630-1010-001752-0000-00000	Copier Lease	06/30/2022	\$22.63
Ephesus Inc	PO23-0019	AR122471	11000-1000-54630-1010-001752-0000-00000	Copier Lease	06/30/2022	\$74.35
Ephesus Inc	PO23-0017	AR122471a	11000-1000-55915-1010-001752-0000-00000	Copier Overage	06/30/2022	\$1,324.58
<b>Sub Total</b>						<b>\$1,421.56</b>
<b>Voucher Number</b>	<b>Bank Name</b>	<b>Account Number</b>	<b>Check Number</b>	<b>Payee</b>	<b>Amount</b>	<b>Type</b>
AP23030	NM Bank and Trust	120106281	4348	GoTo Technologies USA, Inc	\$649.63	Accounts Payable
<b>Vendor</b>	<b>PO Number</b>	<b>Invoice #</b>	<b>Account Code</b>	<b>Description</b>	<b>Issue Date</b>	<b>Amount</b>
GoTo Technologies USA, Inc	PO23-0023	IN7101600839	11000-2600-54416-0000-001752-0000-00000	Communication Services	06/30/2022	\$649.63
<b>Sub Total</b>						<b>\$649.63</b>
<b>Voucher Number</b>	<b>Bank Name</b>	<b>Account Number</b>	<b>Check Number</b>	<b>Payee</b>	<b>Amount</b>	<b>Type</b>
AP23030	NM Bank and Trust	120106281	4349	JMP Academy of Professional Development	\$579.70	Accounts Payable
<b>Vendor</b>	<b>PO Number</b>	<b>Invoice #</b>	<b>Account Code</b>	<b>Description</b>	<b>Issue Date</b>	<b>Amount</b>
JMP Academy of Professional	PO23-0022	1186	11000-2100-53414-2000-001752-0000-00000	PD for SPED Coordinator	06/30/2022	\$579.70
<b>Sub Total</b>						<b>\$579.70</b>
<b>Voucher Number</b>	<b>Bank Name</b>	<b>Account Number</b>	<b>Check Number</b>	<b>Payee</b>	<b>Amount</b>	<b>Type</b>
AP23030	NM Bank and Trust	120106281	4350	Lorhan Construction	\$3,511.49	Accounts Payable
<b>Vendor</b>	<b>PO Number</b>	<b>Invoice #</b>	<b>Account Code</b>	<b>Description</b>	<b>Issue Date</b>	<b>Amount</b>
Lorhan Construction	PO23-0052	20221123	11000-2600-54312-0000-001752-0000-00000	Maintenance & Repair - Building and Grounds	07/05/2022	\$3,511.49
<b>Sub Total</b>						<b>\$3,511.49</b>
<b>Voucher Number</b>	<b>Bank Name</b>	<b>Account Number</b>	<b>Check Number</b>	<b>Payee</b>	<b>Amount</b>	<b>Type</b>
AP23030	NM Bank and Trust	120106281	4351	Moss Adams LLP	\$2,967.76	Accounts Payable
<b>Vendor</b>	<b>PO Number</b>	<b>Invoice #</b>	<b>Account Code</b>	<b>Description</b>	<b>Issue Date</b>	<b>Amount</b>
Moss Adams LLP	PO23-0026	102372926	11000-2300-53411-0000-001752-0000-00000	Auditors	06/30/2022	\$2,967.76
<b>Sub Total</b>						<b>\$2,967.76</b>
<b>Voucher Number</b>	<b>Bank Name</b>	<b>Account Number</b>	<b>Check Number</b>	<b>Payee</b>	<b>Amount</b>	<b>Type</b>
AP23030	NM Bank and Trust	120106281	4352	National Cleaning	\$2,045.31	Accounts Payable
<b>Vendor</b>	<b>PO Number</b>	<b>Invoice #</b>	<b>Account Code</b>	<b>Description</b>	<b>Issue Date</b>	<b>Amount</b>
National Cleaning	PO23-0028	523	11000-2600-55915-0000-001752-0000-00000	Janitorial Services 7/1/22 - 6/30/2023	06/30/2022	\$2,045.31
<b>Sub Total</b>						<b>\$2,045.31</b>



Voucher Number	Bank Name	Account Number	Check Number	Payee	Amount	Type
AP23032	NM Bank and Trust	120106281	4353	Verizon Wireless	\$842.88	Accounts Payable
Vendor	PO Number	Invoice #	Account Code	Description	Issue Date	Amount
Verizon Wireless	PO23-0081	9919510842	26222-2600-53711-0000-001752-0000-00000	48 Hotspots for 3 months. + 2 additional months	12/05/2022	\$842.88
<b>Sub Total</b>						<b>\$842.88</b>
Voucher Number	Bank Name	Account Number	Check Number	Payee	Amount	Type
AP23031	NM Bank and Trust	120106281	4354	Culligan Bottled Water of Albuquerque	\$41.60	Accounts Payable
Vendor	PO Number	Invoice #	Account Code	Description	Issue Date	Amount
Culligan Bottled Water of Albuquerque	PO23-0015	274676	11000-2100-56118-0000-001752-0000-00000	Culligan Bottle Water	06/30/2022	\$41.60
<b>Sub Total</b>						<b>\$41.60</b>
Voucher Number	Bank Name	Account Number	Check Number	Payee	Amount	Type
AP23031	NM Bank and Trust	120106281	4355	DMH Law LLC	\$2,693.75	Accounts Payable
Vendor	PO Number	Invoice #	Account Code	Description	Issue Date	Amount
DMH Law LLC	PO23-0051	125	11000-2300-53413-0000-001752-0000-00000	Legal Services	06/30/2022	\$2,693.75
<b>Sub Total</b>						<b>\$2,693.75</b>
Voucher Number	Bank Name	Account Number	Check Number	Payee	Amount	Type
AP23031	NM Bank and Trust	120106281	4356	LSG and Associates Inc	\$7,294.05	Accounts Payable
Vendor	PO Number	Invoice #	Account Code	Description	Issue Date	Amount
LSG and Associates Inc	PO23-0138	6452	11000-2100-53212-2000-001752-0000-00000	SLP & ASL Sevices	11/09/2022	\$1,387.50
LSG and Associates Inc	PO23-0146	6384	11000-2100-53211-2000-001752-0000-00000	Diag Services	11/11/2022	\$5,906.55
<b>Sub Total</b>						<b>\$7,294.05</b>
Voucher Number	Bank Name	Account Number	Check Number	Payee	Amount	Type
AP23031	NM Bank and Trust	120106281	4357	NM Fit	\$519.06	Accounts Payable
Vendor	PO Number	Invoice #	Account Code	Description	Issue Date	Amount
NM Fit	PO23-0107	11-22	11000-2100-53213-2000-001752-0000-00000	OT Services	10/31/2022	\$519.06
<b>Sub Total</b>						<b>\$519.06</b>
Voucher Number	Bank Name	Account Number	Check Number	Payee	Amount	Type
AP23031	NM Bank and Trust	120106281	4358	Rising Sun Technologies	\$375.00	Accounts Payable
Vendor	PO Number	Invoice #	Account Code	Description	Issue Date	Amount
Rising Sun Technologies	PO23-0034	1666	11000-2500-53414-0000-001752-0000-00000	Website Maintenance	07/13/2022	\$375.00
<b>Sub Total</b>						<b>\$375.00</b>
Voucher Number	Bank Name	Account Number	Check Number	Payee	Amount	Type
AP23033	NM Bank and Trust	120106281	4363	Accountability And Compliance Resources LLC	\$627.98	Accounts Payable
Vendor	PO Number	Invoice #	Account Code	Description	Issue Date	Amount
Accountability And Compliance Resources LLC	PO23-0049	7280	11000-2100-55915-0000-001752-0000-00000	STARS Contract	06/30/2022	\$627.98
<b>Sub Total</b>						<b>\$627.98</b>

Voucher Number	Bank Name	Account Number	Check Number	Payee	Amount	Type
AP23033	NM Bank and Trust	120106281	4364	Alyson Steinman	\$189.73	Accounts Payable
Vendor	PO Number	Invoice #	Account Code	Description	Issue Date	Amount
Alyson Steinman	PO23-0155	282768697-001	27552-1000-56118-1010-001752-0000-00000	Printing Magazines for class. NTE:\$400.00	12/08/2022	\$189.73
<b>Sub Total</b>						<b>\$189.73</b>
Voucher Number	Bank Name	Account Number	Check Number	Payee	Amount	Type
AP23033	NM Bank and Trust	120106281	4365	Armenta, Denise	\$132.25	Accounts Payable
Vendor	PO Number	Invoice #	Account Code	Description	Issue Date	Amount
Armenta, Denise	PO23-0133	014312	11000-1000-56118-1010-001752-0000-00000	Teachers Supplies ( Reimbursement) NTE:\$100	10/27/2022	\$36.20
Armenta, Denise	PO23-0150	1401	11000-1000-56118-1010-001752-0000-00000	Student Activity Items. NTE \$100.00	11/30/2022	\$65.00
Armenta, Denise	PO23-0150	C1594889	11000-1000-56118-1010-001752-0000-00000	Student Activity Items. NTE \$100.00	11/30/2022	\$31.05
<b>Sub Total</b>						<b>\$132.25</b>
Voucher Number	Bank Name	Account Number	Check Number	Payee	Amount	Type
AP23033	NM Bank and Trust	120106281	4366	Charter School Testing Services	\$1,185.25	Accounts Payable
Vendor	PO Number	Invoice #	Account Code	Description	Issue Date	Amount
Charter School Testing Services	PO23-0116	2223054a	11000-2200-53414-0000-001752-0000-00000	Sales Tax	10/13/2022	\$85.25
Charter School Testing Services	PO23-0116	2223054a	11000-2200-53414-0000-001752-0000-00000	Testing and Training (Eligibility, Access, Analysis)	10/13/2022	\$1,100.00
<b>Sub Total</b>						<b>\$1,185.25</b>
Voucher Number	Bank Name	Account Number	Check Number	Payee	Amount	Type
AP23033	NM Bank and Trust	120106281	4367	City Of Albuquerque - Attention Community Centers	\$1,337.50	Accounts Payable
Vendor	PO Number	Invoice #	Account Code	Description	Issue Date	Amount
City Of Albuquerque - Attention Community Centers	PO23-0087	3881848a	11000-1000-54610-9000-001752-0000-00000	Non-Refundable Cleaning Fee	08/16/2022	\$25.00
City Of Albuquerque - Attention Community Centers	PO23-0087	3881848a	11000-1000-54610-9000-001752-0000-00000	Spring Semester Gym Usage. January 3 2023 - May 18 2023 Tuesday&Thursday 9:30am-12:30pm	08/16/2022	\$1,312.50
<b>Sub Total</b>						<b>\$1,337.50</b>
Voucher Number	Bank Name	Account Number	Check Number	Payee	Amount	Type
AP23033	NM Bank and Trust	120106281	4368	Ephesus Inc	\$228.77	Accounts Payable
Vendor	PO Number	Invoice #	Account Code	Description	Issue Date	Amount
Ephesus Inc	PO23-0019	5022925768	11000-1000-54630-1010-001752-0000-00000	Copier Lease	06/30/2022	\$206.14
Ephesus Inc	PO23-0019	AR123974	11000-1000-54630-1010-001752-0000-00000	Copier Lease	06/30/2022	\$22.63
<b>Sub Total</b>						<b>\$228.77</b>
Voucher Number	Bank Name	Account Number	Check Number	Payee	Amount	Type
AP23033	NM Bank and Trust	120106281	4369	Mc2 Education LLC	\$4,644.15	Accounts Payable
Vendor	PO Number	Invoice #	Account Code	Description	Issue Date	Amount

Mc2 Education LLC	PO23-0141	1033	27502-2100-53414-0000-001752-0000-61006	Tasks 1- Theory of Change Logic Model Devel. Task 2 - Measure Devel. Task 3 - Human Subject Research Clearances Task 4 - Data Collection Task 5 - Create Data Dashboard Task 6 - Finding Reports Task 7 - Regular Monthly Meeting	11/04/2022	\$4,644.15
<b>Sub Total</b>						<b>\$4,644.15</b>
<b>Voucher Number</b>	<b>Bank Name</b>	<b>Account Number</b>	<b>Check Number</b>	<b>Payee</b>	<b>Amount</b>	<b>Type</b>
AP23033	NM Bank and Trust	120106281	4370	Rising Sun Technologies	\$375.00	Accounts Payable
<b>Vendor</b>	<b>PO Number</b>	<b>Invoice #</b>	<b>Account Code</b>	<b>Description</b>	<b>Issue Date</b>	<b>Amount</b>
Rising Sun Technologies	PO23-0034	1688	11000-2500-53414-0000-001752-0000-00000	Website Maintenance	07/13/2022	\$375.00
<b>Sub Total</b>						<b>\$375.00</b>
<b>Voucher Number</b>	<b>Bank Name</b>	<b>Account Number</b>	<b>Check Number</b>	<b>Payee</b>	<b>Amount</b>	<b>Type</b>
AP23033	NM Bank and Trust	120106281	4371	Sharp Business Systems	\$444.33	Accounts Payable
<b>Vendor</b>	<b>PO Number</b>	<b>Invoice #</b>	<b>Account Code</b>	<b>Description</b>	<b>Issue Date</b>	<b>Amount</b>
Sharp Business Systems	PO21-0205	9004018206	11000-1000-55915-1010-001752-0000-00000	Copy Overages	12/21/2022	\$211.97
Sharp Business Systems	PO21-0205	9004066631	11000-1000-55915-1010-001752-0000-00000	Copy Overages	12/21/2022	\$109.22
Sharp Business Systems	PO21-0205	9004107729	11000-1000-55915-1010-001752-0000-00000	Copy Overages	12/21/2022	\$123.14
<b>Sub Total</b>						<b>\$444.33</b>
<b>Voucher Number</b>	<b>Bank Name</b>	<b>Account Number</b>	<b>Check Number</b>	<b>Payee</b>	<b>Amount</b>	<b>Type</b>
AP23033	NM Bank and Trust	120106281	4372	U-Stor-It	\$139.00	Accounts Payable
<b>Vendor</b>	<b>PO Number</b>	<b>Invoice #</b>	<b>Account Code</b>	<b>Description</b>	<b>Issue Date</b>	<b>Amount</b>
U-Stor-It	PO23-0041	4389-3	11000-2600-54610-0000-001752-0000-00000	Storage Unit	06/30/2022	\$139.00
<b>Sub Total</b>						<b>\$139.00</b>
<b>Voucher Number</b>	<b>Bank Name</b>	<b>Account Number</b>	<b>Check Number</b>	<b>Payee</b>	<b>Amount</b>	<b>Type</b>
AP23033	NM Bank and Trust	120106281	4373	Unite Private Networks, LLC	\$110.24	Accounts Payable
<b>Vendor</b>	<b>PO Number</b>	<b>Invoice #</b>	<b>Account Code</b>	<b>Description</b>	<b>Issue Date</b>	<b>Amount</b>
Unite Private Networks, LLC	PO23-0040	SCM-22-000335	11000-0000-46100-0000-001752-0000-00000		06/30/2022	(\$1,654.68)
Unite Private Networks, LLC	PO23-0040	SI-22-029526	11000-0000-46100-0000-001752-0000-00000		06/30/2022	(\$551.56)
Unite Private Networks, LLC	PO23-0040	SI-22-032935a	11000-0000-46100-0000-001752-0000-00000		06/30/2022	(\$551.56)
Unite Private Networks, LLC	PO23-0040	SI-22-036486a	11000-0000-46100-0000-001752-0000-00000		06/30/2022	(\$551.56)
Unite Private Networks, LLC	PO23-0040	SCM-22-000335a	11000-2600-54416-0000-001752-0000-00000	Communication Service	06/30/2022	\$854.90
Unite Private Networks, LLC	PO23-0040	SI-22-029526a	11000-2600-54416-0000-001752-0000-00000	Communication Service	06/30/2022	\$854.90
Unite Private Networks, LLC	PO23-0040	SI-22-032935	11000-2600-54416-0000-001752-0000-00000	Communication Service	06/30/2022	\$854.90
Unite Private Networks, LLC	PO23-0040	SI-22-036486	11000-2600-54416-0000-001752-0000-00000	Communication Service	06/30/2022	\$854.90
<b>Sub Total</b>						<b>\$110.24</b>
<b>Voucher Number</b>	<b>Bank Name</b>	<b>Account Number</b>	<b>Check Number</b>	<b>Payee</b>	<b>Amount</b>	<b>Type</b>
AP23033	NM Bank and Trust	120106281	4374	Verizon Wireless	\$842.88	Accounts Payable
<b>Vendor</b>	<b>PO Number</b>	<b>Invoice #</b>	<b>Account Code</b>	<b>Description</b>	<b>Issue Date</b>	<b>Amount</b>
Verizon Wireless	PO23-0081	9921891182	26222-2600-53711-0000-001752-0000-00000	48 Hotspots for 3 months. + 2 additional months	12/05/2022	\$842.88
<b>Sub Total</b>						<b>\$842.88</b>

Grand Total						\$79,304.27
-------------	--	--	--	--	--	-------------

# Health Leadership High School

## Account Summary Report

Cycle: FY22-23; Begin Date: 12/01/2022; End Date: 12/31/2022; Account Type: Revenue; Subtotal Elements: Fund; Account Expression: [All]; Subtotal By Account Type: Yes; Include Unposted Transactions: No; Created On: 1/18/2023 12:25:19 PM

Account Code	Description	Actual (Date Range)	Budget (YTD)	Actual (YTD)	Encumbrance (YTD)	Available (YTD)	% of Budget
11000-0000-41701-0000-001752-0000-00000	Operational-Fees - Activities	\$0.00	\$0.00	(\$200.00)	\$0.00	\$200.00	0.00
11000-0000-41920-0000-001752-0000-00000	Operational-Contributions/Donations - Private Sources (Non Categorical)	\$0.00	\$0.00	(\$500.00)	\$0.00	\$500.00	0.00
11000-0000-41921-0000-001752-0000-00000	Operational-Instructional - Categorical	\$0.00	\$0.00	(\$500.00)	\$0.00	\$500.00	0.00
11000-0000-41980-0000-001752-0000-00000	Operational-Refund of Prior Year's Expenditures	(\$0.02)	\$0.00	(\$0.02)	\$0.00	\$0.02	0.00
11000-0000-43101-0000-001752-0000-00000	State Equalization Guarantee	(\$249,442.02)	(\$2,993,050.00)	(\$1,496,652.21)	\$0.00	(\$1,496,397.79)	50.00
11000-0000-43214-0000-001752-0000-00000	Operational-Inter-Governmental Contract Revenue/REC	\$0.00	\$0.00	(\$948.50)	\$0.00	\$948.50	0.00
11000-0000-43216-0000-001752-0000-00000	Operational-Fees - Governmental Agencies	(\$2,000.00)	\$0.00	(\$2,000.00)	\$0.00	\$2,000.00	0.00
11000-0000-46100-0000-001752-0000-00000	E Rate	(\$3,309.36)	\$0.00	(\$3,976.35)	\$0.00	\$3,976.35	0.00
<b>Subtotal of Element: Revenue</b>		<b>(\$254,751.40)</b>	<b>(\$2,993,050.00)</b>	<b>(\$1,504,777.08)</b>	<b>\$0.00</b>	<b>(\$1,488,272.92)</b>	<b>50.28</b>
<b>Subtotal of Element: [Fund] 11000 - Operational</b>		<b>(\$254,751.40)</b>	<b>(\$2,993,050.00)</b>	<b>(\$1,504,777.08)</b>	<b>\$0.00</b>	<b>(\$1,488,272.92)</b>	<b>50.28</b>
24101-0000-41924-0000-001752-0000-00000	Title I - IASA-Flow-through Grants From Districts to Charter Schools	\$0.00	(\$161,910.00)	(\$78,391.34)	\$0.00	(\$83,518.66)	48.41
<b>Subtotal of Element: Revenue</b>		<b>\$0.00</b>	<b>(\$161,910.00)</b>	<b>(\$78,391.34)</b>	<b>\$0.00</b>	<b>(\$83,518.66)</b>	<b>48.42</b>
<b>Subtotal of Element: [Fund] 24101 - Title I - IASA</b>		<b>\$0.00</b>	<b>(\$161,910.00)</b>	<b>(\$78,391.34)</b>	<b>\$0.00</b>	<b>(\$83,518.66)</b>	<b>48.42</b>
24106-0000-41924-0000-001752-0000-00000	Entitlement IDEA-B-Flow-through Grants From Districts to Charter Schools	(\$12,716.93)	(\$55,859.00)	(\$22,626.07)	\$0.00	(\$33,232.93)	40.50
<b>Subtotal of Element: Revenue</b>		<b>(\$12,716.93)</b>	<b>(\$55,859.00)</b>	<b>(\$22,626.07)</b>	<b>\$0.00</b>	<b>(\$33,232.93)</b>	<b>40.51</b>
<b>Subtotal of Element: [Fund] 24106 - Entitlement IDEA-B</b>		<b>(\$12,716.93)</b>	<b>(\$55,859.00)</b>	<b>(\$22,626.07)</b>	<b>\$0.00</b>	<b>(\$33,232.93)</b>	<b>40.51</b>
24153-0000-41924-0000-001752-0000-00000	English Language Acquisition-Flow-through Grants From Districts to Charter Schools	\$0.00	(\$2,800.00)	\$0.00	\$0.00	(\$2,800.00)	0.00
<b>Subtotal of Element: Revenue</b>		<b>\$0.00</b>	<b>(\$2,800.00)</b>	<b>\$0.00</b>	<b>\$0.00</b>	<b>(\$2,800.00)</b>	<b>0.00</b>
<b>Subtotal of Element: [Fund] 24153 - English Language Acquisition</b>		<b>\$0.00</b>	<b>(\$2,800.00)</b>	<b>\$0.00</b>	<b>\$0.00</b>	<b>(\$2,800.00)</b>	<b>0.00</b>
24154-0000-41924-0000-001752-0000-00000	Teacher/Principal Training & Recruiting-Flow-through Grants From Districts to Charter Schools	\$0.00	(\$13,500.00)	(\$1,303.05)	\$0.00	(\$12,196.95)	9.65
<b>Subtotal of Element: Revenue</b>		<b>\$0.00</b>	<b>(\$13,500.00)</b>	<b>(\$1,303.05)</b>	<b>\$0.00</b>	<b>(\$12,196.95)</b>	<b>9.65</b>
<b>Subtotal of Element: [Fund] 24154 - Teacher/Principal Training &amp; Recruiting</b>		<b>\$0.00</b>	<b>(\$13,500.00)</b>	<b>(\$1,303.05)</b>	<b>\$0.00</b>	<b>(\$12,196.95)</b>	<b>9.65</b>
24174-0000-41924-0000-001752-0000-00000	Carl D Perkins Secondary - Current-Flow-through Grants From Districts to Charter Schools	\$0.00	(\$9,440.00)	(\$6,945.21)	\$0.00	(\$2,494.79)	73.57
<b>Subtotal of Element: Revenue</b>		<b>\$0.00</b>	<b>(\$9,440.00)</b>	<b>(\$6,945.21)</b>	<b>\$0.00</b>	<b>(\$2,494.79)</b>	<b>73.57</b>

<b>Subtotal of Element: [Fund] 24174 - Carl D Perkins Secondary - Current</b>		<b>\$0.00</b>	<b>(\$9,440.00)</b>	<b>(\$6,945.21)</b>	<b>\$0.00</b>	<b>(\$2,494.79)</b>	<b>73.57</b>
24308-0000-41924-0000-001752-0000-00000	CRRSA, ESSER II-Flow-through Grants From Districts to Charter Schools	\$0.00	(\$21,330.00)	(\$76,264.74)	\$0.00	\$54,934.74	357.54
<b>Subtotal of Element: Revenue</b>		<b>\$0.00</b>	<b>(\$21,330.00)</b>	<b>(\$76,264.74)</b>	<b>\$0.00</b>	<b>\$54,934.74</b>	<b>357.55</b>
<b>Subtotal of Element: [Fund] 24308 - CRRSA, ESSER II</b>		<b>\$0.00</b>	<b>(\$21,330.00)</b>	<b>(\$76,264.74)</b>	<b>\$0.00</b>	<b>\$54,934.74</b>	<b>357.55</b>
24309-0000-41924-0000-001752-0000-00000	CRRSA - SEL-Flow-through Grants From Districts to Charter Schools	\$0.00	(\$9,658.00)	(\$3,841.22)	\$0.00	(\$5,816.78)	39.77
<b>Subtotal of Element: Revenue</b>		<b>\$0.00</b>	<b>(\$9,658.00)</b>	<b>(\$3,841.22)</b>	<b>\$0.00</b>	<b>(\$5,816.78)</b>	<b>39.77</b>
<b>Subtotal of Element: [Fund] 24309 - CRRSA - SEL</b>		<b>\$0.00</b>	<b>(\$9,658.00)</b>	<b>(\$3,841.22)</b>	<b>\$0.00</b>	<b>(\$5,816.78)</b>	<b>39.77</b>
24330-0000-41924-0000-001752-0000-00000	CRRSA, ESSER III-Flow-through Grants From Districts to Charter Schools	(\$55,846.28)	(\$484,134.00)	(\$55,846.28)	\$0.00	(\$428,287.72)	11.53
<b>Subtotal of Element: Revenue</b>		<b>(\$55,846.28)</b>	<b>(\$484,134.00)</b>	<b>(\$55,846.28)</b>	<b>\$0.00</b>	<b>(\$428,287.72)</b>	<b>11.54</b>
<b>Subtotal of Element: [Fund] 24330 - CRRSA, ESSER III</b>		<b>(\$55,846.28)</b>	<b>(\$484,134.00)</b>	<b>(\$55,846.28)</b>	<b>\$0.00</b>	<b>(\$428,287.72)</b>	<b>11.54</b>
26222-0000-43214-0000-001752-0000-00000	Emergency Connectivity Fund FCC-Inter-Governmental Contract Revenue/REC	\$0.00	(\$23,220.00)	\$0.00	\$0.00	(\$23,220.00)	0.00
<b>Subtotal of Element: Revenue</b>		<b>\$0.00</b>	<b>(\$23,220.00)</b>	<b>\$0.00</b>	<b>\$0.00</b>	<b>(\$23,220.00)</b>	<b>0.00</b>
<b>Subtotal of Element: [Fund] 26222 - Emergency Connectivity Fund FCC</b>		<b>\$0.00</b>	<b>(\$23,220.00)</b>	<b>\$0.00</b>	<b>\$0.00</b>	<b>(\$23,220.00)</b>	<b>0.00</b>
27107-0000-43204-0000-001752-0000-00000	Library GO Bonds-Prior Year Balances	\$0.00	(\$3,318.00)	\$0.00	\$0.00	(\$3,318.00)	0.00
<b>Subtotal of Element: Revenue</b>		<b>\$0.00</b>	<b>(\$3,318.00)</b>	<b>\$0.00</b>	<b>\$0.00</b>	<b>(\$3,318.00)</b>	<b>0.00</b>
<b>Subtotal of Element: [Fund] 27107 - Library GO Bonds</b>		<b>\$0.00</b>	<b>(\$3,318.00)</b>	<b>\$0.00</b>	<b>\$0.00</b>	<b>(\$3,318.00)</b>	<b>0.00</b>
27408-0000-43202-0000-001752-0000-00000	K-12 Plus/ELTP Planning-State Flow-through Grant	\$0.00	(\$18,500.00)	\$0.00	\$0.00	(\$18,500.00)	0.00
<b>Subtotal of Element: Revenue</b>		<b>\$0.00</b>	<b>(\$18,500.00)</b>	<b>\$0.00</b>	<b>\$0.00</b>	<b>(\$18,500.00)</b>	<b>0.00</b>
<b>Subtotal of Element: [Fund] 27408 - K-12 Plus/ELTP Planning</b>		<b>\$0.00</b>	<b>(\$18,500.00)</b>	<b>\$0.00</b>	<b>\$0.00</b>	<b>(\$18,500.00)</b>	<b>0.00</b>
27502-0000-41924-0000-001752-0000-00000	Student Advisement Plan-Flow-through Grants From Districts to Charter Schools	\$0.00	(\$9,135.00)	(\$18,686.47)	\$0.00	\$9,551.47	204.55
<b>Subtotal of Element: Revenue</b>		<b>\$0.00</b>	<b>(\$9,135.00)</b>	<b>(\$18,686.47)</b>	<b>\$0.00</b>	<b>\$9,551.47</b>	<b>204.56</b>
<b>Subtotal of Element: [Fund] 27502 - Student Advisement Plan</b>		<b>\$0.00</b>	<b>(\$9,135.00)</b>	<b>(\$18,686.47)</b>	<b>\$0.00</b>	<b>\$9,551.47</b>	<b>204.56</b>
28211-0000-43203-0000-001752-0000-00000	NMSchools Covid19 TestProgDOH-State Direct Grants	\$0.00	(\$59,102.00)	(\$18,577.98)	\$0.00	(\$40,524.02)	31.43
<b>Subtotal of Element: Revenue</b>		<b>\$0.00</b>	<b>(\$59,102.00)</b>	<b>(\$18,577.98)</b>	<b>\$0.00</b>	<b>(\$40,524.02)</b>	<b>31.43</b>
<b>Subtotal of Element: [Fund] 28211 - NMSchools Covid19 TestProgDOH</b>		<b>\$0.00</b>	<b>(\$59,102.00)</b>	<b>(\$18,577.98)</b>	<b>\$0.00</b>	<b>(\$40,524.02)</b>	<b>31.43</b>
29102-0000-41920-0000-001752-0000-00000	Private Dir Grants (Categorical)-Contributions/Donations - Private Sources (Non Categorical)	\$0.00	\$0.00	(\$3,845.04)	\$0.00	\$3,845.04	0.00
<b>Subtotal of Element: Revenue</b>		<b>\$0.00</b>	<b>\$0.00</b>	<b>(\$3,845.04)</b>	<b>\$0.00</b>	<b>\$3,845.04</b>	<b>0.00</b>
<b>Subtotal of Element: [Fund] 29102 - Private Dir Grants (Categorical)</b>		<b>\$0.00</b>	<b>\$0.00</b>	<b>(\$3,845.04)</b>	<b>\$0.00</b>	<b>\$3,845.04</b>	<b>0.00</b>

31200-0000-43209-0000-001752-0000-00000	Public School Capital Outlay-PSCOC Awards	\$0.00	(\$197,375.00)	\$0.00	\$0.00	(\$197,375.00)	0.00
<b>Subtotal of Element: Revenue</b>		<b>\$0.00</b>	<b>(\$197,375.00)</b>	<b>\$0.00</b>	<b>\$0.00</b>	<b>(\$197,375.00)</b>	<b>0.00</b>
<b>Subtotal of Element: [Fund] 31200 - Public School Capital Outlay</b>		<b>\$0.00</b>	<b>(\$197,375.00)</b>	<b>\$0.00</b>	<b>\$0.00</b>	<b>(\$197,375.00)</b>	<b>0.00</b>
31400-0000-43202-0000-001752-0000-00000	Special Capital Outlay-State-State Flow-through Grant	\$0.00	(\$550,000.00)	\$0.00	\$0.00	(\$550,000.00)	0.00
31400-0000-43204-0000-001752-0000-00000	Special Capital Outlay-State-Prior Year Balances	\$0.00	(\$296,460.00)	(\$21,790.75)	\$0.00	(\$274,669.25)	7.35
<b>Subtotal of Element: Revenue</b>		<b>\$0.00</b>	<b>(\$846,460.00)</b>	<b>(\$21,790.75)</b>	<b>\$0.00</b>	<b>(\$824,669.25)</b>	<b>2.57</b>
<b>Subtotal of Element: [Fund] 31400 - Special Capital Outlay-State</b>		<b>\$0.00</b>	<b>(\$846,460.00)</b>	<b>(\$21,790.75)</b>	<b>\$0.00</b>	<b>(\$824,669.25)</b>	<b>2.57</b>
31600-0000-41110-0000-001752-0000-00000	Capital Improvements HB-33-Ad Valorem Taxes - School District	(\$41,034.13)	(\$188,416.00)	(\$45,837.00)	\$0.00	(\$142,579.00)	24.32
<b>Subtotal of Element: Revenue</b>		<b>(\$41,034.13)</b>	<b>(\$188,416.00)</b>	<b>(\$45,837.00)</b>	<b>\$0.00</b>	<b>(\$142,579.00)</b>	<b>24.33</b>
<b>Subtotal of Element: [Fund] 31600 - Capital Improvements HB-33</b>		<b>(\$41,034.13)</b>	<b>(\$188,416.00)</b>	<b>(\$45,837.00)</b>	<b>\$0.00</b>	<b>(\$142,579.00)</b>	<b>24.33</b>
31700-0000-43204-0000-001752-0000-00000	Capital Improvements SB-9-Prior Year Balances	\$0.00	(\$4,443.00)	\$0.00	\$0.00	(\$4,443.00)	0.00
<b>Subtotal of Element: Revenue</b>		<b>\$0.00</b>	<b>(\$4,443.00)</b>	<b>\$0.00</b>	<b>\$0.00</b>	<b>(\$4,443.00)</b>	<b>0.00</b>
<b>Subtotal of Element: [Fund] 31700 - Capital Improvements SB-9</b>		<b>\$0.00</b>	<b>(\$4,443.00)</b>	<b>\$0.00</b>	<b>\$0.00</b>	<b>(\$4,443.00)</b>	<b>0.00</b>
31701-0000-41110-0000-001752-0000-00000	Capital Improvements SB-9 Local-Ad Valorem Taxes - School District	(\$20,656.04)	(\$97,120.00)	(\$23,097.86)	\$0.00	(\$74,022.14)	23.78
<b>Subtotal of Element: Revenue</b>		<b>(\$20,656.04)</b>	<b>(\$97,120.00)</b>	<b>(\$23,097.86)</b>	<b>\$0.00</b>	<b>(\$74,022.14)</b>	<b>23.78</b>
<b>Subtotal of Element: [Fund] 31701 - Capital Improvements SB-9 Local</b>		<b>(\$20,656.04)</b>	<b>(\$97,120.00)</b>	<b>(\$23,097.86)</b>	<b>\$0.00</b>	<b>(\$74,022.14)</b>	<b>23.78</b>
<b>Grand Total</b>		<b>(\$385,004.78)</b>	<b>(\$5,198,770.00)</b>	<b>(\$1,881,830.09)</b>	<b>\$0.00</b>	<b>(\$3,316,939.91)</b>	<b>36.20</b>

# Health Leadership High School

## Rollup Report

Cycle: FY22-23; 1st Detail Element: Fund; 1st Detail Level: Detailed; 2nd Detail Element: Object; 2nd Detail Level: Highest; 3rd Detail Element: None; 3rd Detail Level: None; 4th Detail Element: None; 4th Detail Level: None; 5th Detail Element: None; 5th Detail Level: None; Account Expression: ([Object] >= "5") ; 1st Subtotal Element: Fund; 1st Subtotal Rollup Level: Detailed; 2nd Subtotal Element: None; 2nd Subtotal Rollup Level: None; 3rd Subtotal Element: None; 3rd Subtotal Rollup Level: None; 4th Subtotal Element: None; 4th Subtotal Rollup Level: None; 5th Subtotal Element: None; 5th Subtotal Rollup Level: None; Begin Date: 12/01/2022; End Date: 12/31/2022; Subtotal on Account Type: No; Include Encumbrances: Yes; Created On: 1/18/2023 12:04:46 PM

Fund	Object	Actuals (Selected Period)	Adopted Budget	Current Budget	Actuals (YTD)	Encumbrances (YTD)	Available	% of Budget
10000 - General Fund	56000 - Supplies	\$0.00		\$0.00	\$0.00	\$123.94	(\$123.94)	
<b>Subtotal of Element: [Fund] 10000 - General Fund</b>		<b>\$0.00</b>		<b>\$0.00</b>	<b>\$0.00</b>	<b>\$123.94</b>	<b>(\$123.94)</b>	
11000 - Operational	51000 - Personnel Services - Compensation	\$125,880.83	\$1,310,313.00	\$1,322,555.00	\$550,795.73	\$494,830.39	\$276,928.88	41.65
11000 - Operational	52000 - Personnel Services - Employee Benefits	\$40,286.26	\$509,394.00	\$500,766.00	\$202,519.95	\$169,494.29	\$128,751.76	40.44
11000 - Operational	53000 - Purchased Professional and Technical Services	\$27,256.45	\$297,002.00	\$395,171.00	\$126,054.04	\$242,152.02	\$26,964.94	31.90
11000 - Operational	54000 - Purchased Property Services	\$13,336.07	\$304,366.00	\$295,862.00	\$57,361.25	\$62,836.14	\$175,664.61	19.39
11000 - Operational	54320 - Technology-Related Repairs and Maintenance	\$2,963.13	\$37,000.00	\$37,000.00	\$8,889.39	\$21,177.49	\$6,933.12	24.03
11000 - Operational	55000 - Other Purchased Services	\$4,442.20	\$113,843.00	\$116,731.00	\$47,981.07	\$27,863.80	\$40,886.13	41.10
11000 - Operational	56000 - Supplies	\$811.19	\$147,586.00	\$166,683.00	\$37,435.17	\$43,314.87	\$85,932.96	22.46
11000 - Operational	56105 - Instructional Materials – Operational	\$0.00	\$26,462.00	\$26,462.00	\$0.00	\$0.00	\$26,462.00	0.00
11000 - Operational	56106 - Other Classroom Materials - Operational	\$0.00	\$10,000.00	\$8,135.00	\$0.00	\$0.00	\$8,135.00	0.00
11000 - Operational	56119 - Supply Assets (\$5,000 or Less)	\$0.00	\$4,100.00	\$4,100.00	\$390.97	\$0.00	\$3,709.03	9.54
11000 - Operational	57000 - Property	\$0.00	\$2,737,984.00	\$2,664,696.00	\$1,624,073.00	\$0.00	\$1,040,623.00	60.95
<b>Subtotal of Element: [Fund] 11000 - Operational</b>		<b>\$214,976.13</b>	<b>\$5,498,050.00</b>	<b>\$5,538,161.00</b>	<b>\$2,655,500.57</b>	<b>\$1,061,669.00</b>	<b>\$1,820,991.43</b>	
14000 - Instructional Materials	56000 - Supplies	\$0.00		\$7,245.00	\$65.71	\$2,934.29	\$4,245.00	0.91
<b>Subtotal of Element: [Fund] 14000 - Instructional Materials</b>		<b>\$0.00</b>		<b>\$7,245.00</b>	<b>\$65.71</b>	<b>\$2,934.29</b>	<b>\$4,245.00</b>	
23000 - Non-Instructional Support	56000 - Supplies	\$0.00	\$2,443.00	\$2,443.00	\$0.00	\$0.00	\$2,443.00	0.00
<b>Subtotal of Element: [Fund] 23000 - Non-Instructional Support</b>		<b>\$0.00</b>	<b>\$2,443.00</b>	<b>\$2,443.00</b>	<b>\$0.00</b>	<b>\$0.00</b>	<b>\$2,443.00</b>	
24101 - Title I - IASA	51000 - Personnel Services - Compensation	\$14,038.08	\$120,023.00	\$121,419.00	\$55,692.83	\$65,511.18	\$214.99	45.87
24101 - Title I - IASA	52000 - Personnel Services - Employee Benefits	\$4,302.95	\$40,550.00	\$39,154.00	\$17,582.45	\$21,607.80	(\$36.25)	44.91
24101 - Title I - IASA	53000 - Purchased Professional and Technical Services	\$0.00	\$200.00	\$200.00	\$0.00	\$0.00	\$200.00	0.00
24101 - Title I - IASA	56000 - Supplies	\$0.00	\$1,137.00	\$1,137.00	\$0.00	\$80.00	\$1,057.00	0.00
<b>Subtotal of Element: [Fund] 24101 - Title I - IASA</b>		<b>\$18,341.03</b>	<b>\$161,910.00</b>	<b>\$161,910.00</b>	<b>\$73,275.28</b>	<b>\$87,198.98</b>	<b>\$1,435.74</b>	
24106 - Entitlement IDEA-B	51000 - Personnel Services - Compensation	\$4,070.49	\$41,422.00	\$41,422.00	\$16,281.96	\$18,995.60	\$6,144.44	39.31



24106 - Entitlement IDEA-B	52000 - Personnel Services - Employee Benefits	\$1,320.34	\$14,437.00	\$14,437.00	\$5,494.93	\$5,752.09	\$3,189.98	38.06
<b>Subtotal of Element: [Fund] 24106 - Entitlement IDEA-B</b>		<b>\$5,390.83</b>	<b>\$55,859.00</b>	<b>\$55,859.00</b>	<b>\$21,776.89</b>	<b>\$24,747.69</b>	<b>\$9,334.42</b>	
24153 - English Language Acquisition	56000 - Supplies	\$0.00	\$2,800.00	\$2,800.00	\$0.00	\$0.00	\$2,800.00	0.00
<b>Subtotal of Element: [Fund] 24153 - English Language Acquisition</b>		<b>\$0.00</b>	<b>\$2,800.00</b>	<b>\$2,800.00</b>	<b>\$0.00</b>	<b>\$0.00</b>	<b>\$2,800.00</b>	
24154 - Teacher/Principal Training & Recruiting	51000 - Personnel Services - Compensation	\$0.00	\$5,400.00	\$5,400.00	\$3,500.00	\$0.00	\$1,900.00	64.81
24154 - Teacher/Principal Training & Recruiting	52000 - Personnel Services - Employee Benefits	\$0.00	\$661.00	\$661.00	\$279.30	\$0.00	\$381.70	42.25
24154 - Teacher/Principal Training & Recruiting	53000 - Purchased Professional and Technical Services	\$0.00	\$7,439.00	\$7,439.00	\$5,387.50	\$64.50	\$1,987.00	72.42
<b>Subtotal of Element: [Fund] 24154 - Teacher/Principal Training &amp; Recruiting</b>		<b>\$0.00</b>	<b>\$13,500.00</b>	<b>\$13,500.00</b>	<b>\$9,166.80</b>	<b>\$64.50</b>	<b>\$4,268.70</b>	
24174 - Carl D Perkins Secondary - Current	56000 - Supplies	\$0.00	\$9,440.00	\$9,440.00	\$0.00	\$0.00	\$9,440.00	0.00
<b>Subtotal of Element: [Fund] 24174 - Carl D Perkins Secondary - Current</b>		<b>\$0.00</b>	<b>\$9,440.00</b>	<b>\$9,440.00</b>	<b>\$0.00</b>	<b>\$0.00</b>	<b>\$9,440.00</b>	
24308 - CRRSA, ESSER II	53000 - Purchased Professional and Technical Services	\$0.00		\$21,330.00	\$0.00	\$0.00	\$21,330.00	0.00
<b>Subtotal of Element: [Fund] 24308 - CRRSA, ESSER II</b>		<b>\$0.00</b>		<b>\$21,330.00</b>	<b>\$0.00</b>	<b>\$0.00</b>	<b>\$21,330.00</b>	
24309 - CRRSA - SEL	51000 - Personnel Services - Compensation	\$0.00		\$2,500.00	\$2,500.00	\$0.00	\$0.00	100.00
24309 - CRRSA - SEL	52000 - Personnel Services - Employee Benefits	\$0.00		\$1,586.00	\$667.98	\$0.00	\$918.02	42.12
24309 - CRRSA - SEL	56000 - Supplies	\$0.00		\$5,572.00	\$5,278.43	\$200.00	\$93.57	94.73
<b>Subtotal of Element: [Fund] 24309 - CRRSA - SEL</b>		<b>\$0.00</b>		<b>\$9,658.00</b>	<b>\$8,446.41</b>	<b>\$200.00</b>	<b>\$1,011.59</b>	
24330 - CRRSA, ESSER III	51000 - Personnel Services - Compensation	\$14,717.07	\$183,370.00	\$183,370.00	\$46,799.52	\$68,679.72	\$67,890.76	25.52
24330 - CRRSA, ESSER III	52000 - Personnel Services - Employee Benefits	\$4,371.17	\$66,726.00	\$66,726.00	\$16,009.11	\$21,703.85	\$29,013.04	23.99
24330 - CRRSA, ESSER III	53000 - Purchased Professional and Technical Services	\$0.00	\$14,288.00	\$14,288.00	\$789.00	\$37,703.47	(\$24,204.47)	5.52
24330 - CRRSA, ESSER III	56000 - Supplies	\$0.00	\$219,750.00	\$219,750.00	\$25,000.00	\$0.00	\$194,750.00	11.38
<b>Subtotal of Element: [Fund] 24330 - CRRSA, ESSER III</b>		<b>\$19,088.24</b>	<b>\$484,134.00</b>	<b>\$484,134.00</b>	<b>\$88,597.63</b>	<b>\$128,087.04</b>	<b>\$267,449.33</b>	
24342 - ESSR III Round 2	55000 - Other Purchased Services	\$0.00		\$0.00	\$0.00	\$700.00	(\$700.00)	
<b>Subtotal of Element: [Fund] 24342 - ESSR III Round 2</b>		<b>\$0.00</b>		<b>\$0.00</b>	<b>\$0.00</b>	<b>\$700.00</b>	<b>(\$700.00)</b>	
26107 - REC/District Fiscal Agent	51000 - Personnel Services - Compensation	\$5,357.37		\$0.00	\$7,128.95	\$25,001.05	(\$32,130.00)	
26107 - REC/District Fiscal Agent	52000 - Personnel Services - Employee Benefits	\$892.20		\$0.00	\$2,529.90	\$7,195.92	(\$9,725.82)	
<b>Subtotal of Element: [Fund] 26107 - REC/District Fiscal Agent</b>		<b>\$6,249.57</b>		<b>\$0.00</b>	<b>\$9,658.85</b>	<b>\$32,196.97</b>	<b>(\$41,855.82)</b>	
26121 - Kellogg Fund/Kellogg Foundation	56000 - Supplies	\$0.00	\$2,500.00	\$5,000.00	\$0.00	\$0.00	\$5,000.00	0.00

<b>Subtotal of Element: [Fund] 26121 - Kellogg Fund/Kellogg Foundation</b>		<b>\$0.00</b>	<b>\$2,500.00</b>	<b>\$5,000.00</b>	<b>\$0.00</b>	<b>\$0.00</b>	<b>\$5,000.00</b>	
26222 - Emergency Connectivity Fund FCC	53000 - Purchased Professional and Technical Services	\$1,685.76		\$9,420.00	\$1,685.76	\$34.24	\$7,700.00	17.90
26222 - Emergency Connectivity Fund FCC	56119 - Supply Assets (\$5,000 or Less)	\$0.00		\$13,800.00	\$0.00	\$0.00	\$13,800.00	0.00
<b>Subtotal of Element: [Fund] 26222 - Emergency Connectivity Fund FCC</b>		<b>\$1,685.76</b>		<b>\$23,220.00</b>	<b>\$1,685.76</b>	<b>\$34.24</b>	<b>\$21,500.00</b>	
27107 - Library GO Bonds	56000 - Supplies	\$0.00	\$3,317.00	\$3,318.00	\$0.00	\$0.00	\$3,318.00	0.00
<b>Subtotal of Element: [Fund] 27107 - Library GO Bonds</b>		<b>\$0.00</b>	<b>\$3,317.00</b>	<b>\$3,318.00</b>	<b>\$0.00</b>	<b>\$0.00</b>	<b>\$3,318.00</b>	
27109 - Instructional Materials	56000 - Supplies	\$0.00	\$3,019.00	\$3,019.00	\$0.00	\$0.00	\$3,019.00	0.00
<b>Subtotal of Element: [Fund] 27109 - Instructional Materials</b>		<b>\$0.00</b>	<b>\$3,019.00</b>	<b>\$3,019.00</b>	<b>\$0.00</b>	<b>\$0.00</b>	<b>\$3,019.00</b>	
27408 - K-12 Plus/ELTP Planning	56000 - Supplies	\$0.00	\$18,500.00	\$18,500.00	\$0.00	\$0.00	\$18,500.00	0.00
<b>Subtotal of Element: [Fund] 27408 - K-12 Plus/ELTP Planning</b>		<b>\$0.00</b>	<b>\$18,500.00</b>	<b>\$18,500.00</b>	<b>\$0.00</b>	<b>\$0.00</b>	<b>\$18,500.00</b>	
27502 - Student Advisement Plan	53000 - Purchased Professional and Technical Services	\$4,644.15		\$0.00	\$4,644.15	\$26,316.84	(\$30,960.99)	
27502 - Student Advisement Plan	56000 - Supplies	\$0.00	\$9,135.00	\$9,135.00	\$0.00	\$0.00	\$9,135.00	0.00
<b>Subtotal of Element: [Fund] 27502 - Student Advisement Plan</b>		<b>\$4,644.15</b>	<b>\$9,135.00</b>	<b>\$9,135.00</b>	<b>\$4,644.15</b>	<b>\$26,316.84</b>	<b>(\$21,825.99)</b>	
27552 - CTE State Wide Innovation Zones	51000 - Personnel Services - Compensation	\$354.01		\$0.00	\$354.01	\$4,956.08	(\$5,310.09)	
27552 - CTE State Wide Innovation Zones	52000 - Personnel Services - Employee Benefits	\$97.48		\$0.00	\$97.48	\$1,351.06	(\$1,448.54)	
27552 - CTE State Wide Innovation Zones	56000 - Supplies	\$189.73		\$0.00	\$189.73	\$210.27	(\$400.00)	
<b>Subtotal of Element: [Fund] 27552 - CTE State Wide Innovation Zones</b>		<b>\$641.22</b>		<b>\$0.00</b>	<b>\$641.22</b>	<b>\$6,517.41</b>	<b>(\$7,158.63)</b>	
28211 - NMSchools Covid19 TestProgDOH	51000 - Personnel Services - Compensation	\$2,556.24		\$30,000.00	\$11,330.56	\$11,076.98	\$7,592.46	37.77
28211 - NMSchools Covid19 TestProgDOH	52000 - Personnel Services - Employee Benefits	\$771.25		\$14,102.00	\$3,457.07	\$3,605.10	\$7,039.83	24.51
28211 - NMSchools Covid19 TestProgDOH	55000 - Other Purchased Services	\$0.00		\$15,000.00	\$0.00	\$0.00	\$15,000.00	0.00
<b>Subtotal of Element: [Fund] 28211 - NMSchools Covid19 TestProgDOH</b>		<b>\$3,327.49</b>		<b>\$59,102.00</b>	<b>\$14,787.63</b>	<b>\$14,682.08</b>	<b>\$29,632.29</b>	
29102 - Private Dir Grants (Categorical)	56000 - Supplies	\$0.00	\$17,000.00	\$17,000.00	\$318.66	\$31.34	\$16,650.00	1.87
29102 - Private Dir Grants (Categorical)	57000 - Property	\$0.00	\$13,763.00	\$11,775.00	\$0.00	\$0.00	\$11,775.00	0.00
<b>Subtotal of Element: [Fund] 29102 - Private Dir Grants (Categorical)</b>		<b>\$0.00</b>	<b>\$30,763.00</b>	<b>\$28,775.00</b>	<b>\$318.66</b>	<b>\$31.34</b>	<b>\$28,425.00</b>	
31200 - Public School Capital Outlay	54000 - Purchased Property Services	\$16,447.92		\$197,375.00	\$115,135.42	\$82,239.58	\$0.00	58.33
<b>Subtotal of Element: [Fund] 31200 - Public School Capital Outlay</b>		<b>\$16,447.92</b>		<b>\$197,375.00</b>	<b>\$115,135.42</b>	<b>\$82,239.58</b>	<b>\$0.00</b>	
31400 - Special Capital Outlay-State	57000 - Property	\$0.00	\$846,618.00	\$846,460.00	\$717,750.00	\$0.00	\$128,710.00	84.79
<b>Subtotal of Element: [Fund] 31400 - Special Capital Outlay-State</b>		<b>\$0.00</b>	<b>\$846,618.00</b>	<b>\$846,460.00</b>	<b>\$717,750.00</b>	<b>\$0.00</b>	<b>\$128,710.00</b>	

31600 - Capital Improvements HB-33	53000 - Purchased Professional and Technical Services	\$410.34	\$2,827.00	\$2,827.00	\$458.37	\$0.00	\$2,368.63	16.21
31600 - Capital Improvements HB-33	56119 - Supply Assets (\$5,000 or Less)	\$0.00	\$69,371.00	\$69,371.00	\$0.00	\$0.00	\$69,371.00	0.00
31600 - Capital Improvements HB-33	57000 - Property	\$0.00	\$903,039.00	\$908,048.00	\$913,000.00	\$0.00	(\$4,952.00)	100.55
<b>Subtotal of Element: [Fund] 31600 - Capital Improvements HB-33</b>		<b>\$410.34</b>	<b>\$975,237.00</b>	<b>\$980,246.00</b>	<b>\$913,458.37</b>	<b>\$0.00</b>	<b>\$66,787.63</b>	
31700 - Capital Improvements SB-9	56119 - Supply Assets (\$5,000 or Less)	\$0.00	\$4,443.00	\$4,443.00	\$462.61	\$0.00	\$3,980.39	10.41
<b>Subtotal of Element: [Fund] 31700 - Capital Improvements SB-9</b>		<b>\$0.00</b>	<b>\$4,443.00</b>	<b>\$4,443.00</b>	<b>\$462.61</b>	<b>\$0.00</b>	<b>\$3,980.39</b>	
31701 - Capital Improvements SB-9 Local	53000 - Purchased Professional and Technical Services	\$206.56	\$1,456.00	\$1,456.00	\$230.97	\$0.00	\$1,225.03	15.86
31701 - Capital Improvements SB-9 Local	56119 - Supply Assets (\$5,000 or Less)	\$0.00	\$25,144.00	\$10,144.00	\$274.90	\$604.71	\$9,264.39	2.71
31701 - Capital Improvements SB-9 Local	57000 - Property	\$0.00	\$542,296.00	\$520,475.00	\$475,177.00	\$0.00	\$45,298.00	91.30
<b>Subtotal of Element: [Fund] 31701 - Capital Improvements SB-9 Local</b>		<b>\$206.56</b>	<b>\$568,896.00</b>	<b>\$532,075.00</b>	<b>\$475,682.87</b>	<b>\$604.71</b>	<b>\$55,787.42</b>	
<b>Grand Total</b>		<b>\$291,409.24</b>	<b>\$8,690,564.00</b>	<b>\$9,017,148.00</b>	<b>\$5,111,054.83</b>	<b>\$1,468,348.61</b>	<b>\$2,437,744.56</b>	

# Health Leadership High School

## Account Summary Report

Cycle: FY22-23; Begin Date: 12/01/2022; End Date: 12/31/2022; Account Type: Expenditure; Subtotal Elements: Fund,Function; Account Expression: [All]; Subtotal By Account Type: Yes; Include Unposted Transactions: No; Created On: 1/19/2023 2:09:24 PM

Account Code	Description	Actual (Date Range)	Budget (YTD)	Actual (YTD)	Encumbrance (YTD)	Available (YTD)	% of Budget
10000-2300-56118-0000-001752-0000-00000	General Fund-General Supplies and Materials	\$0.00	\$0.00	\$0.00	\$123.94	(\$123.94)	0.00
<b>Subtotal of Element: Expenditure</b>		<b>\$0.00</b>	<b>\$0.00</b>	<b>\$0.00</b>	<b>\$123.94</b>	<b>(\$123.94)</b>	<b>0.00</b>
<b>Subtotal of Element: [Function] 2300 - Support Services-General Administration</b>		<b>\$0.00</b>	<b>\$0.00</b>	<b>\$0.00</b>	<b>\$123.94</b>	<b>(\$123.94)</b>	<b>0.00</b>
<b>Subtotal of Element: [Fund] 10000 - General Fund</b>		<b>\$0.00</b>	<b>\$0.00</b>	<b>\$0.00</b>	<b>\$123.94</b>	<b>(\$123.94)</b>	<b>0.00</b>
11000-1000-51100-0000-001752-1611-00000	Operational-Salaries Expense	\$122.64	\$10,000.00	\$122.64	\$0.00	\$9,877.36	1.22
11000-1000-51100-0000-001752-1612-00000	Operational-Salaries Expense	\$0.00	\$540.00	\$540.00	\$0.00	\$0.00	100.00
11000-1000-51100-1010-001752-1411-00000	Salaries Expense: Teachers-Grades 1-12	\$34,734.84	\$424,182.00	\$156,639.70	\$121,672.11	\$145,870.19	36.92
11000-1000-51100-2000-001752-1412-00000	Salaries Expense: Teachers- Special Education	\$5,143.50	\$105,186.00	\$43,147.48	\$24,003.12	\$38,035.40	41.02
11000-1000-51100-4040-001752-1411-00000	Operational-Salaries Expense	\$1,927.51	\$37,553.00	\$9,381.31	\$7,026.71	\$21,144.98	24.98
11000-1000-51100-4040-001752-1412-00000	Operational-Salaries Expense	\$479.01	\$7,342.00	\$3,104.06	\$2,235.28	\$2,002.66	42.27
11000-1000-51300-1010-001752-1411-00000	Operational-Additional Compensation	\$3,126.80	\$19,513.00	\$7,753.61	\$12,258.40	(\$499.01)	39.73
11000-1000-51300-9000-001752-1618-00000	Operational-Additional Compensation	\$1,500.00	\$6,000.00	\$1,500.00	\$0.00	\$4,500.00	25.00
11000-1000-52111-0000-001752-1611-00000	Operational-Educational Retirement	\$21.03	\$1,715.00	\$21.03	\$0.00	\$1,693.97	1.22
11000-1000-52111-1010-001752-1411-00000	Operational-Educational Retirement	\$6,493.27	\$76,384.00	\$27,936.26	\$22,820.23	\$25,627.51	36.57
11000-1000-52111-2000-001752-1412-00000	Operational-Educational Retirement	\$882.09	\$18,025.00	\$7,399.70	\$4,116.42	\$6,508.88	41.05
11000-1000-52111-4040-001752-1411-00000	Operational-Educational Retirement	\$330.58	\$6,446.00	\$1,608.89	\$1,197.23	\$3,639.88	24.95
11000-1000-52111-4040-001752-1412-00000	Operational-Educational Retirement	\$82.17	\$915.00	\$532.41	\$383.46	(\$0.87)	58.18
11000-1000-52111-9000-001752-1618-00000	Operational-Educational Retirement	\$257.25	\$1,031.00	\$257.25	\$156.75	\$617.00	24.95
11000-1000-52112-0000-001752-1611-00000	Operational-ERA - Retiree Health	\$2.45	\$200.00	\$2.45	\$0.00	\$197.55	1.22
11000-1000-52112-1010-001752-1411-00000	Operational-ERA - Retiree Health	\$757.23	\$8,911.00	\$3,257.76	\$2,661.38	\$2,991.86	36.55
11000-1000-52112-2000-001752-1412-00000	Operational-ERA - Retiree Health	\$102.87	\$2,103.00	\$862.97	\$480.06	\$759.97	41.03
11000-1000-52112-4040-001752-1411-00000	Operational-ERA - Retiree Health	\$38.56	\$757.00	\$187.69	\$139.60	\$429.71	24.79
11000-1000-52112-4040-001752-1412-00000	Operational-ERA - Retiree Health	\$9.60	\$107.00	\$62.15	\$44.80	\$0.05	58.08
11000-1000-52112-9000-001752-1618-00000	Operational-ERA - Retiree Health	\$30.00	\$120.00	\$30.00	\$18.31	\$71.69	25.00
11000-1000-52210-0000-001752-1611-00000	Operational-FICA Payments	\$9.38	\$620.00	\$9.38	\$0.00	\$610.62	1.51
11000-1000-52210-0000-001752-1612-00000	Operational-FICA Payments	\$0.00	\$34.00	\$33.48	\$0.00	\$0.52	98.47
11000-1000-52210-1010-001752-1411-00000	Operational-FICA Payments	\$2,315.34	\$27,617.00	\$9,913.83	\$8,138.32	\$9,564.85	35.89
11000-1000-52210-2000-001752-1412-00000	Operational-FICA Payments	\$308.56	\$6,517.00	\$2,575.75	\$576.88	\$3,364.37	39.52
11000-1000-52210-4040-001752-1411-00000	Operational-FICA Payments	\$116.54	\$2,333.00	\$561.36	\$426.21	\$1,345.43	24.06
11000-1000-52210-4040-001752-1412-00000	Operational-FICA Payments	\$28.64	\$203.00	\$184.71	\$30.30	(\$12.01)	90.99
11000-1000-52210-9000-001752-1618-00000	Operational-FICA Payments	\$93.00	\$372.00	\$93.00	\$56.63	\$222.37	25.00

11000-1000-52220-0000-001752-1611-00000	Operational-Medicare Payments	\$2.19	\$145.00	\$2.19	\$0.00	\$142.81	1.51
11000-1000-52220-0000-001752-1612-00000	Operational-Medicare Payments	\$0.00	\$8.00	\$7.83	\$0.00	\$0.17	97.87
11000-1000-52220-1010-001752-1411-00000	Operational-Medicare Payments	\$541.49	\$6,464.00	\$2,318.60	\$1,903.40	\$2,242.00	35.86
11000-1000-52220-2000-001752-1412-00000	Operational-Medicare Payments	\$72.16	\$1,525.00	\$602.40	\$329.89	\$592.71	39.50
11000-1000-52220-4040-001752-1411-00000	Operational-Medicare Payments	\$27.27	\$550.00	\$131.33	\$99.71	\$318.96	23.87
11000-1000-52220-4040-001752-1412-00000	Operational-Medicare Payments	\$6.70	\$74.00	\$43.17	\$30.54	\$0.29	58.33
11000-1000-52220-9000-001752-1618-00000	Operational-Medicare Payments	\$21.75	\$89.00	\$21.75	\$13.23	\$54.02	24.43
11000-1000-52311-0000-001752-1611-00000	Operational-Health and Medical Premiums	\$0.00	\$1,676.00	\$0.00	\$0.00	\$1,676.00	0.00
11000-1000-52311-1010-001752-1411-00000	Operational-Health and Medical Premiums	\$736.70	\$29,697.00	\$7,990.19	\$2,550.15	\$19,156.66	26.90
11000-1000-52311-2000-001752-1412-00000	Operational-Health and Medical Premiums	\$239.53	\$13,516.00	\$2,272.27	\$1,796.55	\$9,447.18	16.81
11000-1000-52311-4040-001752-1411-00000	Operational-Health and Medical Premiums	\$67.69	\$3,066.00	\$469.52	\$336.97	\$2,259.51	15.31
11000-1000-52311-4040-001752-1412-00000	Operational-Health and Medical Premiums	\$24.18	\$471.00	\$176.81	\$181.35	\$112.84	37.53
11000-1000-52312-0000-001752-1611-00000	Operational-Life	\$0.00	\$57.00	\$0.00	\$0.00	\$57.00	0.00
11000-1000-52312-1010-001752-1411-00000	Operational-Life	\$25.65	\$379.00	\$128.85	\$114.45	\$135.70	33.99
11000-1000-52312-2000-001752-1412-00000	Operational-Life	\$3.40	\$100.00	\$32.89	\$25.50	\$41.61	32.89
11000-1000-52312-4040-001752-1411-00000	Operational-Life	\$1.44	\$33.00	\$8.06	\$6.90	\$18.04	24.42
11000-1000-52312-4040-001752-1412-00000	Operational-Life	\$0.32	\$8.00	\$2.70	\$2.40	\$2.90	33.75
11000-1000-52313-0000-001752-1611-00000	Operational-Dental	\$0.00	\$386.00	\$0.00	\$0.00	\$386.00	0.00
11000-1000-52313-1010-001752-1411-00000	Operational-Dental	\$32.60	\$1,179.00	\$213.49	\$122.25	\$843.26	18.10
11000-1000-52313-2000-001752-1412-00000	Operational-Dental	\$9.06	\$669.00	\$110.35	\$67.95	\$490.70	16.49
11000-1000-52313-4040-001752-1411-00000	Operational-Dental	\$3.06	\$143.00	\$16.72	\$16.50	\$109.78	11.69
11000-1000-52313-4040-001752-1412-00000	Operational-Dental	\$0.94	\$23.00	\$8.14	\$7.05	\$7.81	35.39
11000-1000-52314-0000-001752-1611-00000	Operational-Vision	\$0.00	\$128.00	\$0.00	\$0.00	\$128.00	0.00
11000-1000-52314-1010-001752-1411-00000	Operational-Vision	\$7.16	\$319.00	\$44.75	\$26.85	\$247.40	14.02
11000-1000-52314-2000-001752-1412-00000	Operational-Vision	\$1.54	\$116.00	\$22.38	\$11.55	\$82.07	19.29
11000-1000-52314-4040-001752-1411-00000	Operational-Vision	\$0.54	\$36.00	\$2.70	\$2.70	\$30.60	7.50
11000-1000-52314-4040-001752-1412-00000	Operational-Vision	\$0.18	\$5.00	\$1.26	\$1.35	\$2.39	25.20
11000-1000-52315-0000-001752-1611-00000	Operational-Disability	\$0.00	\$360.00	\$0.00	\$0.00	\$360.00	0.00
11000-1000-52315-1010-001752-1411-00000	Operational-Disability	\$15.20	\$748.00	\$82.89	\$114.00	\$551.11	11.08
11000-1000-52315-2000-001752-1412-00000	Operational-Disability	\$0.00	\$164.00	\$0.00	\$0.00	\$164.00	0.00
11000-1000-52315-4040-001752-1411-00000	Operational-Disability	\$0.52	\$73.00	\$3.56	\$3.38	\$66.06	4.87
11000-1000-52500-0000-001752-1611-00000	Operational-Unemployment Compensation	\$0.40	\$95.00	\$0.40	\$0.00	\$94.60	0.42
11000-1000-52500-0000-001752-1612-00000	Operational-Unemployment Compensation	\$0.00	\$2.00	\$1.78	\$0.00	\$0.22	89.00
11000-1000-52500-1010-001752-1411-00000	Operational-Unemployment Compensation	\$39.90	\$637.00	\$145.73	\$288.05	\$203.22	22.87
11000-1000-52500-2000-001752-1412-00000	Operational-Unemployment Compensation	\$1.60	\$147.00	\$96.61	\$64.21	(\$13.82)	65.72
11000-1000-52500-4040-001752-1411-00000	Operational-Unemployment Compensation	\$0.00	\$55.00	\$2.93	\$17.62	\$34.45	5.32
11000-1000-52500-4040-001752-1412-00000	Operational-Unemployment Compensation	\$0.08	\$11.00	\$5.07	\$6.16	(\$0.23)	46.09

11000-1000-52710-0000-001752-1611-00000	Operational-Workers Compensation Premium	\$0.00	\$136.00	\$135.14	\$0.00	\$0.86	99.36
11000-1000-52710-1010-001752-1411-00000	Operational-Workers Compensation Premium	\$0.00	\$6,636.00	\$6,635.41	\$0.00	\$0.59	99.99
11000-1000-52710-2000-001752-1412-00000	Operational-Workers Compensation Premium	\$0.00	\$2,188.00	\$2,187.50	\$0.00	\$0.50	99.97
11000-1000-52710-4040-001752-1411-00000	Operational-Workers Compensation Premium	\$0.00	\$512.00	\$512.36	\$0.00	(\$0.36)	100.07
11000-1000-52710-4040-001752-1412-00000	Operational-Workers Compensation Premium	\$0.00	\$44.00	\$44.72	\$0.00	(\$0.72)	101.63
11000-1000-52720-0000-001752-1611-00000	Operational-Workers Compensation Employer's Fee	\$0.00	\$10.00	\$0.00	\$0.00	\$10.00	0.00
11000-1000-52720-1010-001752-1411-00000	Operational-Workers Compensation Employer's Fee	\$8.87	\$70.00	\$22.06	\$0.00	\$47.94	31.51
11000-1000-52720-2000-001752-1412-00000	Operational-Workers Compensation Employer's Fee	\$1.49	\$14.00	\$5.17	\$0.00	\$8.83	36.92
11000-1000-52720-4040-001752-1411-00000	Operational-Workers Compensation Employer's Fee	\$0.50	\$11.00	\$1.28	\$0.00	\$9.72	11.63
11000-1000-52720-4040-001752-1412-00000	Operational-Workers Compensation Employer's Fee	\$0.14	\$1.00	\$0.39	\$0.00	\$0.61	39.00
11000-1000-53330-1010-001752-0000-00000	Operational-Professional Development	\$0.00	\$20,000.00	\$2,647.45	\$1,678.80	\$15,673.75	13.23
11000-1000-53711-1010-001752-0000-00000	Operational-Other Charges	\$0.00	\$2,000.00	\$222.14	\$1,435.00	\$342.86	11.10
11000-1000-53711-9000-001752-0000-00000	Operational-Other Charges	\$0.00	\$4,223.00	\$100.00	\$180.00	\$3,943.00	2.36
11000-1000-53711-9000-001752-0000-60003	Operational-Other Charges	\$0.00	\$0.00	\$1,600.00	\$1,625.00	(\$3,225.00)	0.00
11000-1000-54311-1010-001752-0000-00000	Operational-Maintenance & Repair Furniture/Fixtures/Equipment	\$0.00	\$1,200.00	\$0.00	\$1,200.00	\$0.00	0.00
11000-1000-54610-1010-001752-0000-00000	Operational-Rental - Land and Buildings	\$0.00	\$1,000.00	\$0.00	\$0.00	\$1,000.00	0.00
11000-1000-54610-9000-001752-0000-00000	Operational-Rental - Land and Buildings	\$1,337.50	\$3,305.00	\$2,675.00	\$630.00	\$0.00	80.93
11000-1000-54630-1010-001752-0000-00000	Rental - Computers and Related Equipment	\$325.75	\$2,520.00	\$1,727.13	\$792.87	\$0.00	68.53
11000-1000-55813-1010-001752-0000-00000	Operational-Employee Travel - Non-Teachers	\$0.00	\$16,000.00	\$0.00	\$0.00	\$16,000.00	0.00
11000-1000-55817-1010-001752-0000-00000	Operational-Student Travel	\$0.00	\$6,000.00	\$712.29	\$2,115.00	\$3,172.71	11.87
11000-1000-55915-1010-001752-0000-00000	Operational-Other Contract Services	\$1,768.91	\$6,438.00	\$2,397.84	\$4,271.70	(\$231.54)	37.24
11000-1000-56105-1010-001752-0000-00000	Operational-Instructional Materials – Operational	\$0.00	\$26,462.00	\$0.00	\$0.00	\$26,462.00	0.00
11000-1000-56106-1010-001752-0000-00000	Operational-Other Classroom Materials - Operational	\$0.00	\$8,135.00	\$0.00	\$0.00	\$8,135.00	0.00
11000-1000-56109-1010-001752-0000-00000	Operational-Instructional Materials On-Line	\$0.00	\$990.00	\$990.00	\$0.00	\$0.00	100.00
11000-1000-56112-1010-001752-0000-00000	Operational-Other Textbooks	\$0.00	\$875.00	\$464.95	\$0.00	\$410.05	53.13
11000-1000-56113-1010-001752-0000-00000	Operational-Software	\$0.00	\$450.00	\$0.00	\$450.00	\$0.00	0.00
11000-1000-56118-1010-001752-0000-00000	Operational-General Supplies and Materials	\$297.49	\$4,324.00	\$3,222.46	\$1,470.58	(\$369.04)	74.52
11000-1000-56118-4040-001752-0000-00000	Operational-General Supplies and Materials	\$0.00	\$73,072.00	\$0.00	\$0.00	\$73,072.00	0.00
11000-1000-56118-9000-001752-0000-00000	Operational-General Supplies and Materials	\$0.00	\$4,000.00	\$726.42	\$234.48	\$3,039.10	18.16

11000-1000-56119-1010-001752-0000-00000	Operational-Supply Assets (\$5,000 or Less)	\$0.00	\$2,500.00	\$104.98	\$0.00	\$2,395.02	4.19
11000-1000-57331-1010-001752-0000-00000	Operational-Fixed Assets (More Than \$5,000)	\$0.00	\$761,221.00	\$0.00	\$0.00	\$761,221.00	0.00
<b>Subtotal of Element: Expenditure</b>		<b>\$64,536.76</b>	<b>\$1,782,217.00</b>	<b>\$319,820.88</b>	<b>\$232,666.29</b>	<b>\$1,229,729.83</b>	<b>17.95</b>
<b>Subtotal of Element: [Function] 1000 - Instruction</b>		<b>\$64,536.76</b>	<b>\$1,782,217.00</b>	<b>\$319,820.88</b>	<b>\$232,666.29</b>	<b>\$1,229,729.83</b>	<b>17.95</b>
11000-2100-51100-0000-001752-1211-00000	Salaries Expense: Coordinator/Subject Matter Specialist	\$28,052.82	\$236,057.00	\$107,681.59	\$138,285.22	(\$9,909.81)	45.61
11000-2100-51100-0000-001752-1216-00000	Operational-Salaries Expense	\$288.45	\$2,500.00	\$1,249.95	\$1,250.05	\$0.00	49.99
11000-2100-51100-0000-001752-1217-00000	Salaries Expense: Secretarial/Clerical/Technical Assistants	\$4,326.93	\$50,000.00	\$18,750.03	\$18,749.97	\$12,500.00	37.50
11000-2100-51100-2000-001752-1211-00000	Operational-Salaries Expense	\$6,535.86	\$56,681.00	\$26,143.44	\$30,500.56	\$37.00	46.12
11000-2100-51100-2000-001752-1214-00000	Operational-Salaries Expense	\$6,709.65	\$76,227.00	\$33,095.94	\$0.00	\$43,131.06	43.41
11000-2100-51100-4025-001752-1214-00000	Operational-Salaries Expense	\$3,707.85	\$31,730.00	\$14,426.65	\$17,303.35	\$0.00	45.46
11000-2100-51100-4040-001752-1211-00000	Operational-Salaries Expense	\$336.99	\$2,921.00	\$1,347.96	\$1,572.59	\$0.45	46.14
11000-2100-51100-4040-001752-1214-00000	Operational-Salaries Expense	\$353.16	\$5,856.00	\$1,741.95	\$0.00	\$4,114.05	29.74
11000-2100-51300-0000-001752-1211-00000	Operational-Additional Compensation	\$0.00	\$3,500.00	\$3,500.00	\$0.00	\$0.00	100.00
11000-2100-51300-2000-001752-1214-00000	Operational-Additional Compensation	\$0.00	\$3,365.00	\$0.00	\$0.00	\$3,365.00	0.00
11000-2100-52111-0000-001752-1211-00000	Operational-Educational Retirement	\$4,811.06	\$40,272.00	\$19,067.66	\$23,715.96	(\$2,511.62)	47.34
11000-2100-52111-0000-001752-1216-00000	Operational-Educational Retirement	\$49.47	\$428.00	\$214.37	\$210.82	\$2.81	50.08
11000-2100-52111-0000-001752-1217-00000	Operational-Educational Retirement	\$742.08	\$8,576.00	\$3,215.65	\$3,162.21	\$2,198.14	37.49
11000-2100-52111-2000-001752-1211-00000	Operational-Educational Retirement	\$1,120.89	\$9,714.00	\$4,483.56	\$5,230.81	(\$0.37)	46.15
11000-2100-52111-2000-001752-1214-00000	Operational-Educational Retirement	\$1,150.70	\$13,073.00	\$5,675.99	\$0.00	\$7,397.01	43.41
11000-2100-52111-4025-001752-1214-00000	Operational-Educational Retirement	\$635.91	\$5,442.00	\$2,474.19	\$2,967.58	\$0.23	45.46
11000-2100-52111-4040-001752-1211-00000	Operational-Educational Retirement	\$57.78	\$501.00	\$231.12	\$269.64	\$0.24	46.13
11000-2100-52111-4040-001752-1214-00000	Operational-Educational Retirement	\$60.57	\$687.00	\$298.71	\$0.00	\$388.29	43.48
11000-2100-52112-0000-001752-1211-00000	Operational-ERA - Retiree Health	\$561.03	\$4,697.00	\$2,223.57	\$2,765.55	(\$292.12)	47.34
11000-2100-52112-0000-001752-1216-00000	Operational-ERA - Retiree Health	\$5.76	\$49.00	\$24.96	\$24.60	(\$0.56)	50.93
11000-2100-52112-0000-001752-1217-00000	Operational-ERA - Retiree Health	\$86.55	\$1,000.00	\$375.00	\$368.75	\$256.25	37.50
11000-2100-52112-2000-001752-1211-00000	Operational-ERA - Retiree Health	\$130.71	\$1,132.00	\$522.84	\$609.98	(\$0.82)	46.18
11000-2100-52112-2000-001752-1214-00000	Operational-ERA - Retiree Health	\$134.19	\$1,524.00	\$661.86	\$0.00	\$862.14	43.42
11000-2100-52112-4025-001752-1214-00000	Operational-ERA - Retiree Health	\$74.16	\$635.00	\$288.54	\$346.08	\$0.38	45.43
11000-2100-52112-4040-001752-1211-00000	Operational-ERA - Retiree Health	\$6.75	\$59.00	\$27.00	\$31.50	\$0.50	45.76
11000-2100-52112-4040-001752-1214-00000	Operational-ERA - Retiree Health	\$7.07	\$80.00	\$34.88	\$0.00	\$45.12	43.60
11000-2100-52210-0000-001752-1211-00000	Operational-FICA Payments	\$1,655.92	\$13,472.00	\$6,444.52	\$7,993.46	(\$965.98)	47.83
11000-2100-52210-0000-001752-1216-00000	Operational-FICA Payments	\$17.88	\$775.00	\$77.48	\$76.23	\$621.29	9.99
11000-2100-52210-0000-001752-1217-00000	Operational-FICA Payments	\$268.26	\$3,005.00	\$1,162.48	\$1,143.16	\$699.36	38.68
11000-2100-52210-2000-001752-1211-00000	Operational-FICA Payments	\$396.00	\$3,410.00	\$1,575.69	\$1,821.82	\$12.49	46.20
11000-2100-52210-2000-001752-1214-00000	Operational-FICA Payments	\$367.75	\$4,715.00	\$1,813.30	\$0.00	\$2,901.70	38.45



11000-2100-52210-4025-001752-1214-00000	Operational-FICA Payments	\$222.13	\$1,872.00	\$857.08	\$1,014.17	\$0.75	45.78
11000-2100-52210-4040-001752-1211-00000	Operational-FICA Payments	\$19.98	\$170.00	\$79.08	\$90.69	\$0.23	46.51
11000-2100-52210-4040-001752-1214-00000	Operational-FICA Payments	\$19.36	\$469.00	\$95.47	\$0.00	\$373.53	20.35
11000-2100-52220-0000-001752-1211-00000	Operational-Medicare Payments	\$387.28	\$3,151.00	\$1,507.20	\$1,869.63	(\$225.83)	47.83
11000-2100-52220-0000-001752-1216-00000	Operational-Medicare Payments	\$4.17	\$182.00	\$18.07	\$17.77	\$146.16	9.92
11000-2100-52220-0000-001752-1217-00000	Operational-Medicare Payments	\$62.73	\$703.00	\$271.83	\$267.39	\$163.78	38.66
11000-2100-52220-2000-001752-1211-00000	Operational-Medicare Payments	\$92.61	\$822.00	\$368.50	\$426.06	\$27.44	44.82
11000-2100-52220-2000-001752-1214-00000	Operational-Medicare Payments	\$86.01	\$1,080.00	\$424.08	\$0.00	\$655.92	39.26
11000-2100-52220-4025-001752-1214-00000	Operational-Medicare Payments	\$51.94	\$438.00	\$200.42	\$237.22	\$0.36	45.75
11000-2100-52220-4040-001752-1211-00000	Operational-Medicare Payments	\$4.67	\$40.00	\$18.48	\$21.17	\$0.35	46.20
11000-2100-52220-4040-001752-1214-00000	Operational-Medicare Payments	\$4.52	\$111.00	\$22.32	\$0.00	\$88.68	20.10
11000-2100-52311-0000-001752-1211-00000	Operational-Health and Medical Premiums	\$1,901.14	\$23,024.00	\$8,539.66	\$14,258.85	\$225.49	37.09
11000-2100-52311-0000-001752-1218-00000	Operational-Health and Medical Premiums	\$0.00	\$1,973.00	\$0.00	\$0.00	\$1,973.00	0.00
11000-2100-52311-2000-001752-1211-00000	Operational-Health and Medical Premiums	\$217.10	\$3,337.00	\$1,062.85	\$1,628.25	\$645.90	31.85
11000-2100-52311-2000-001752-1214-00000	Operational-Health and Medical Premiums	\$1,110.47	\$13,819.00	\$5,489.51	\$555.23	\$7,774.26	39.72
11000-2100-52311-4025-001752-1214-00000	Operational-Health and Medical Premiums	\$178.69	\$2,201.00	\$860.59	\$1,340.25	\$0.16	39.09
11000-2100-52311-4040-001752-1211-00000	Operational-Health and Medical Premiums	\$20.88	\$260.00	\$103.22	\$156.60	\$0.18	39.70
11000-2100-52311-4040-001752-1214-00000	Operational-Health and Medical Premiums	\$58.45	\$728.00	\$288.91	\$29.23	\$409.86	39.68
11000-2100-52312-0000-001752-1211-00000	Operational-Life	\$19.43	\$192.00	\$76.06	\$141.39	(\$25.45)	39.61
11000-2100-52312-0000-001752-1216-00000	Operational-Life	\$0.24	\$3.00	\$1.14	\$1.80	\$0.06	38.00
11000-2100-52312-0000-001752-1217-00000	Operational-Life	\$3.58	\$60.00	\$17.05	\$26.85	\$16.10	28.41
11000-2100-52312-2000-001752-1211-00000	Operational-Life	\$3.96	\$54.00	\$23.46	\$29.70	\$0.84	43.44
11000-2100-52312-2000-001752-1214-00000	Operational-Life	\$5.00	\$63.00	\$25.00	\$2.50	\$35.50	39.68
11000-2100-52312-4025-001752-1214-00000	Operational-Life	\$2.26	\$27.00	\$10.98	\$16.95	(\$0.93)	40.66
11000-2100-52312-4040-001752-1211-00000	Operational-Life	\$0.26	\$4.00	\$1.30	\$1.95	\$0.75	32.50
11000-2100-52312-4040-001752-1214-00000	Operational-Life	\$0.26	\$3.00	\$1.30	\$0.13	\$1.57	43.33
11000-2100-52313-0000-001752-1211-00000	Operational-Dental	\$104.43	\$936.00	\$492.12	\$708.77	(\$264.89)	52.57
11000-2100-52313-0000-001752-1218-00000	Operational-Dental	\$0.00	\$215.00	\$0.00	\$0.00	\$215.00	0.00
11000-2100-52313-2000-001752-1211-00000	Operational-Dental	\$6.44	\$232.00	\$31.72	\$48.30	\$151.98	13.67
11000-2100-52313-2000-001752-1214-00000	Operational-Dental	\$48.76	\$610.00	\$243.80	\$24.38	\$341.82	39.96
11000-2100-52313-4025-001752-1214-00000	Operational-Dental	\$7.34	\$91.00	\$35.74	\$55.05	\$0.21	39.27
11000-2100-52313-4040-001752-1211-00000	Operational-Dental	\$0.86	\$11.00	\$4.30	\$6.45	\$0.25	39.09
11000-2100-52313-4040-001752-1214-00000	Operational-Dental	\$2.56	\$42.00	\$12.80	\$1.28	\$27.92	30.47
11000-2100-52314-0000-001752-1211-00000	Operational-Vision	\$11.46	\$139.00	\$49.77	\$85.95	\$3.28	35.80
11000-2100-52314-0000-001752-1218-00000	Operational-Vision	\$0.00	\$71.00	\$0.00	\$0.00	\$71.00	0.00
11000-2100-52314-2000-001752-1211-00000	Operational-Vision	\$0.00	\$77.00	\$0.00	\$0.00	\$77.00	0.00
11000-2100-52314-2000-001752-1214-00000	Operational-Vision	\$8.06	\$101.00	\$40.30	\$4.03	\$56.67	39.90
11000-2100-52314-4025-001752-1214-00000	Operational-Vision	\$1.60	\$20.00	\$7.80	\$12.00	\$0.20	39.00



11000-2100-52314-4040-001752-1211-00000	Operational-Vision	\$0.18	\$3.00	\$0.90	\$1.35	\$0.75	30.00
11000-2100-52314-4040-001752-1214-00000	Operational-Vision	\$0.42	\$9.00	\$2.10	\$0.21	\$6.69	23.33
11000-2100-52315-0000-001752-1211-00000	Operational-Disability	\$27.65	\$311.00	\$119.53	\$199.13	(\$7.66)	38.43
11000-2100-52315-2000-001752-1211-00000	Operational-Disability	\$0.00	\$175.00	\$0.00	\$0.00	\$175.00	0.00
11000-2100-52315-2000-001752-1214-00000	Operational-Disability	\$14.47	\$156.00	\$64.23	\$4.19	\$87.58	41.17
11000-2100-52315-4025-001752-1214-00000	Operational-Disability	\$6.11	\$57.00	\$22.34	\$34.52	\$0.14	39.19
11000-2100-52315-4040-001752-1211-00000	Operational-Disability	\$0.55	\$7.00	\$2.55	\$3.70	\$0.75	36.42
11000-2100-52315-4040-001752-1214-00000	Operational-Disability	\$0.77	\$15.00	\$3.41	\$0.22	\$11.37	22.73
11000-2100-52500-0000-001752-1211-00000	Operational-Unemployment Compensation	\$18.98	\$357.00	\$103.17	\$355.78	(\$101.95)	28.89
11000-2100-52500-0000-001752-1216-00000	Operational-Unemployment Compensation	\$0.00	\$4.00	\$0.00	\$4.03	(\$0.03)	0.00
11000-2100-52500-0000-001752-1217-00000	Operational-Unemployment Compensation	\$0.00	\$87.00	\$0.00	\$61.88	\$25.12	0.00
11000-2100-52500-2000-001752-1211-00000	Operational-Unemployment Compensation	\$5.07	\$106.00	\$69.78	\$74.47	(\$38.25)	65.83
11000-2100-52500-2000-001752-1214-00000	Operational-Unemployment Compensation	\$0.00	\$89.00	\$0.00	\$0.00	\$89.00	0.00
11000-2100-52500-4025-001752-1214-00000	Operational-Unemployment Compensation	\$0.00	\$41.00	\$0.00	\$42.52	(\$1.52)	0.00
11000-2100-52500-4040-001752-1211-00000	Operational-Unemployment Compensation	\$0.00	\$5.00	\$0.18	\$4.96	(\$0.14)	3.60
11000-2100-52500-4040-001752-1214-00000	Operational-Unemployment Compensation	\$0.00	\$4.00	\$0.00	\$0.00	\$4.00	0.00
11000-2100-52710-0000-001752-1211-00000	Operational-Workers Compensation Premium	\$0.00	\$1,975.00	\$1,974.58	\$0.00	\$0.42	99.97
11000-2100-52710-0000-001752-1216-00000	Operational-Workers Compensation Premium	\$0.00	\$170.00	\$169.17	\$0.00	\$0.83	99.51
11000-2100-52710-0000-001752-1217-00000	Operational-Workers Compensation Premium	\$0.00	\$348.00	\$338.33	\$0.00	\$9.67	97.22
11000-2100-52710-0000-001752-1218-00000	Operational-Workers Compensation Premium	\$0.00	\$1,251.00	\$1,216.25	\$0.00	\$34.75	97.22
11000-2100-52710-2000-001752-1211-00000	Operational-Workers Compensation Premium	\$0.00	\$788.00	\$0.00	\$0.00	\$788.00	0.00
11000-2100-52710-2000-001752-1214-00000	Operational-Workers Compensation Premium	\$0.00	\$1,096.00	\$1,065.55	\$0.00	\$30.45	97.22
11000-2100-52710-4025-001752-1214-00000	Operational-Workers Compensation Premium	\$0.00	\$366.00	\$355.83	\$0.00	\$10.17	97.22
11000-2100-52710-4040-001752-1214-00000	Operational-Workers Compensation Premium	\$0.00	\$106.00	\$103.06	\$0.00	\$2.94	97.22
11000-2100-52720-0000-001752-1211-00000	Operational-Workers Compensation Employer's Fee	\$8.48	\$20.00	\$15.10	\$0.00	\$4.90	75.50
11000-2100-52720-0000-001752-1216-00000	Operational-Workers Compensation Employer's Fee	\$0.11	\$3.00	\$0.21	\$0.00	\$2.79	7.00
11000-2100-52720-0000-001752-1217-00000	Operational-Workers Compensation Employer's Fee	\$1.57	\$5.00	\$3.14	\$0.00	\$1.86	62.80
11000-2100-52720-0000-001752-1218-00000	Operational-Workers Compensation Employer's Fee	\$0.00	\$10.00	\$0.00	\$0.00	\$10.00	0.00
11000-2100-52720-2000-001752-1211-00000	Operational-Workers Compensation Employer's Fee	\$1.72	\$8.00	\$3.44	\$0.00	\$4.56	43.00
11000-2100-52720-2000-001752-1214-00000	Operational-Workers Compensation Employer's Fee	\$2.18	\$10.00	\$4.36	\$0.00	\$5.64	43.60

11000-2100-52720-4025-001752-1214-00000	Operational-Workers Compensation Employer's Fee	\$0.98	\$4.00	\$1.90	\$0.00	\$2.10	47.50
11000-2100-52720-4040-001752-1211-00000	Operational-Workers Compensation Employer's Fee	\$0.12	\$0.00	\$0.24	\$0.00	(\$0.24)	0.00
11000-2100-52720-4040-001752-1214-00000	Operational-Workers Compensation Employer's Fee	\$0.12	\$2.00	\$0.24	\$0.00	\$1.76	12.00
11000-2100-53211-2000-001752-0000-00000	Diagnosticians - Contracted	\$5,906.55	\$36,024.00	\$5,906.55	\$30,116.89	\$0.56	16.39
11000-2100-53212-2000-001752-0000-00000	Speech Therapists - Contracted	\$1,387.50	\$31,798.00	\$5,100.00	\$26,697.84	\$0.16	16.03
11000-2100-53213-2000-001752-0000-00000	Operational-Occupational Therapists - Contracted	\$519.06	\$4,181.00	\$2,208.32	\$1,561.88	\$410.80	52.81
11000-2100-53215-2000-001752-0000-00000	Operational-Psychologists/Counselors - Contracted	\$0.00	\$1,500.00	\$0.00	\$1,500.00	\$0.00	0.00
11000-2100-53216-2000-001752-0000-00000	Operational-Audiologists - Contracted	\$0.00	\$185.00	\$0.00	\$185.00	\$0.00	0.00
11000-2100-53330-0000-001752-0000-00000	Operational-Professional Development	\$0.00	\$3,051.00	\$439.22	\$2,611.00	\$0.78	14.39
11000-2100-53414-2000-001752-0000-00000	Operational-Other Services	\$579.70	\$28,334.00	\$3,304.70	\$25,028.56	\$0.74	11.66
11000-2100-53711-0000-001752-0000-00000	Operational-Other Charges	\$0.00	\$750.00	\$0.00	\$750.00	\$0.00	0.00
11000-2100-55813-0000-001752-0000-00000	Employee Travel - Non-Teachers	\$0.00	\$500.00	\$0.00	\$0.00	\$500.00	0.00
11000-2100-55915-0000-001752-0000-00000	Operational-Other Contract Services	\$627.98	\$7,050.00	\$3,139.90	\$3,224.70	\$685.40	44.53
11000-2100-56113-0000-001752-0000-00000	Operational-Software	\$0.00	\$15,120.00	\$0.00	\$15,119.76	\$0.24	0.00
11000-2100-56113-2000-001752-0000-00000	Operational-Software	\$0.00	\$2,965.00	\$2,965.00	\$0.00	\$0.00	100.00
11000-2100-56118-0000-001752-0000-00000	General Supplies and Materials	\$41.60	\$4,428.00	\$2,621.76	\$1,930.47	(\$124.23)	59.20
<b>Subtotal of Element: Expenditure</b>		<b>\$76,472.70</b>	<b>\$782,888.00</b>	<b>\$311,437.83</b>	<b>\$390,992.94</b>	<b>\$80,457.23</b>	<b>39.78</b>
<b>Subtotal of Element: [Function] 2100 - Support Services-Students</b>		<b>\$76,472.70</b>	<b>\$782,888.00</b>	<b>\$311,437.83</b>	<b>\$390,992.94</b>	<b>\$80,457.23</b>	<b>39.78</b>
11000-2200-51100-0000-001752-1211-00000	Operational-Salaries Expense	\$10,384.62	\$90,000.00	\$45,000.02	\$44,999.98	\$0.00	50.00
11000-2200-52111-0000-001752-1211-00000	Operational-Educational Retirement	\$1,780.95	\$15,435.00	\$7,717.45	\$7,717.44	\$0.11	49.99
11000-2200-52112-0000-001752-1211-00000	Operational-ERA - Retiree Health	\$207.69	\$1,800.00	\$899.99	\$899.99	\$0.02	49.99
11000-2200-52210-0000-001752-1211-00000	Operational-FICA Payments	\$618.12	\$5,580.00	\$2,649.50	\$2,513.98	\$416.52	47.48
11000-2200-52220-0000-001752-1211-00000	Operational-Medicare Payments	\$144.55	\$1,305.00	\$619.60	\$587.93	\$97.47	47.47
11000-2200-52311-0000-001752-1211-00000	Operational-Health and Medical Premiums	\$607.82	\$7,734.00	\$3,020.24	\$4,712.88	\$0.88	39.05
11000-2200-52312-0000-001752-1211-00000	Operational-Life	\$5.26	\$66.00	\$26.30	\$39.45	\$0.25	39.84
11000-2200-52313-0000-001752-1211-00000	Operational-Dental	\$8.58	\$116.00	\$42.90	\$72.13	\$0.97	36.98
11000-2200-52314-0000-001752-1211-00000	Operational-Vision	\$6.30	\$86.00	\$37.85	\$47.25	\$0.90	44.01
11000-2200-52315-0000-001752-1211-00000	Operational-Disability	\$17.10	\$186.00	\$76.38	\$108.87	\$0.75	41.06
11000-2200-52500-0000-001752-1211-00000	Operational-Unemployment Compensation	\$0.00	\$95.00	\$0.00	\$99.33	(\$4.33)	0.00
11000-2200-52710-0000-001752-1211-00000	Operational-Workers Compensation Premium	\$0.00	\$1,251.00	\$1,216.25	\$0.00	\$34.75	97.22
11000-2200-52720-0000-001752-1211-00000	Operational-Workers Compensation Employer's Fee	\$2.30	\$10.00	\$4.60	\$0.00	\$5.40	46.00
11000-2200-53414-0000-001752-0000-00000	Operational-Other Services	\$1,185.25	\$11,853.00	\$2,370.50	\$9,482.00	\$0.50	19.99
11000-2200-56113-0000-001752-0000-00000	Operational-Software	\$0.00	\$5,000.00	\$4,979.56	\$0.00	\$20.44	99.59

11000-2200-56118-0000-001752-0000-00000	Operational-General Supplies and Materials	\$0.00	\$3,000.00	\$347.36	\$881.76	\$1,770.88	11.57
<b>Subtotal of Element: Expenditure</b>		<b>\$14,968.54</b>	<b>\$143,517.00</b>	<b>\$69,008.50</b>	<b>\$72,162.99</b>	<b>\$2,345.51</b>	<b>48.08</b>
<b>Subtotal of Element: [Function] 2200 - Support Services-Instruction</b>		<b>\$14,968.54</b>	<b>\$143,517.00</b>	<b>\$69,008.50</b>	<b>\$72,162.99</b>	<b>\$2,345.51</b>	<b>48.08</b>
11000-2300-51100-0000-001752-1111-00000	Operational-Salaries Expense	\$14,423.07	\$125,000.00	\$62,499.97	\$62,500.03	\$0.00	49.99
11000-2300-52111-0000-001752-1111-00000	Operational-Educational Retirement	\$2,473.56	\$21,438.00	\$10,718.76	\$10,718.77	\$0.47	49.99
11000-2300-52112-0000-001752-1111-00000	Operational-ERA - Retiree Health	\$288.45	\$2,500.00	\$1,249.95	\$1,250.07	(\$0.02)	49.99
11000-2300-52210-0000-001752-1111-00000	Operational-FICA Payments	\$843.44	\$7,750.00	\$3,599.75	\$3,519.54	\$630.71	46.44
11000-2300-52220-0000-001752-1111-00000	Operational-Medicare Payments	\$197.25	\$1,813.00	\$841.85	\$823.06	\$148.09	46.43
11000-2300-52311-0000-001752-1111-00000	Operational-Health and Medical Premiums	\$1,168.92	\$14,546.00	\$5,778.42	\$8,182.44	\$585.14	39.72
11000-2300-52312-0000-001752-1111-00000	Operational-Life	\$5.26	\$66.00	\$26.30	\$36.82	\$2.88	39.84
11000-2300-52313-0000-001752-1111-00000	Operational-Dental	\$51.32	\$642.00	\$256.60	\$359.24	\$26.16	39.96
11000-2300-52314-0000-001752-1111-00000	Operational-Vision	\$8.49	\$107.00	\$42.45	\$59.50	\$5.05	39.67
11000-2300-52315-0000-001752-1111-00000	Operational-Disability	\$17.10	\$214.00	\$85.50	\$119.70	\$8.80	39.95
11000-2300-52500-0000-001752-1111-00000	Operational-Unemployment Compensation	\$0.00	\$95.00	\$0.00	\$99.33	(\$4.33)	0.00
11000-2300-52710-0000-001752-1111-00000	Operational-Workers Compensation Premium	\$0.00	\$1,738.00	\$1,689.72	\$0.00	\$48.28	97.22
11000-2300-52720-0000-001752-1111-00000	Operational-Workers Compensation Employer's Fee	\$2.30	\$10.00	\$4.60	\$0.00	\$5.40	46.00
11000-2300-53330-0000-001752-0000-00000	Operational-Professional Development	\$0.00	\$1,000.00	\$0.00	\$0.00	\$1,000.00	0.00
11000-2300-53411-0000-001752-0000-00000	Auditing	\$2,967.76	\$22,830.00	\$16,814.04	\$6,015.96	\$0.00	73.64
11000-2300-53413-0000-001752-0000-00000	Legal	\$2,693.75	\$41,219.00	\$13,468.75	\$26,131.25	\$1,619.00	32.67
11000-2300-53414-0000-001752-0000-00000	Operational-Other Services	\$0.00	\$16,660.00	\$0.00	\$11,640.00	\$5,020.00	0.00
11000-2300-53711-0000-001752-0000-00000	Operational-Other Charges	\$0.00	\$2,900.00	\$0.00	\$3,000.00	(\$100.00)	0.00
11000-2300-55400-0000-001752-0000-00000	Operational-Advertising	\$0.00	\$25,000.00	\$10,788.06	\$3.38	\$14,208.56	43.15
11000-2300-55812-0000-001752-0000-00000	Board Training	\$0.00	\$1,000.00	\$0.00	\$500.00	\$500.00	0.00
11000-2300-56113-0000-001752-0000-00000	Operational-Software	\$0.00	\$162.00	\$161.52	\$0.00	\$0.48	99.70
11000-2300-56118-0000-001752-0000-00000	Operational-General Supplies and Materials	\$0.00	\$1,000.00	\$0.00	\$0.00	\$1,000.00	0.00
<b>Subtotal of Element: Expenditure</b>		<b>\$25,140.67</b>	<b>\$287,690.00</b>	<b>\$128,026.24</b>	<b>\$134,959.09</b>	<b>\$24,704.67</b>	<b>44.50</b>
<b>Subtotal of Element: [Function] 2300 - Support Services-General Administration</b>		<b>\$25,140.67</b>	<b>\$287,690.00</b>	<b>\$128,026.24</b>	<b>\$134,959.09</b>	<b>\$24,704.67</b>	<b>44.50</b>
11000-2400-51100-0000-001752-1217-00000	Salaries Expense: Secretarial/Clerical/Technical Assistants	\$3,693.38	\$28,300.00	\$13,047.60	\$12,473.02	\$2,779.38	46.10
11000-2400-51300-0000-001752-1217-00000	Operational-Additional Compensation	\$33.75	\$102.00	\$121.83	\$0.00	(\$19.83)	119.44
11000-2400-52111-0000-001752-1217-00000	Operational-Educational Retirement	\$585.19	\$5,698.00	\$2,204.53	\$2,212.25	\$1,281.22	38.68
11000-2400-52112-0000-001752-1217-00000	Operational-ERA - Retiree Health	\$68.24	\$766.00	\$257.16	\$258.07	\$250.77	33.57
11000-2400-52210-0000-001752-1217-00000	Operational-FICA Payments	\$231.07	\$2,375.00	\$816.47	\$799.67	\$758.86	34.37
11000-2400-52220-0000-001752-1217-00000	Operational-Medicare Payments	\$54.06	\$557.00	\$191.02	\$187.01	\$178.97	34.29
11000-2400-52312-0000-001752-1217-00000	Operational-Life	\$7.45	\$72.00	\$26.42	\$36.15	\$9.43	36.69

11000-2400-52313-0000-001752-1217-00000	Operational-Dental	\$0.00	\$309.00	\$0.00	\$0.00	\$309.00	0.00
11000-2400-52314-0000-001752-1217-00000	Operational-Vision	\$0.00	\$102.00	\$0.00	\$0.00	\$102.00	0.00
11000-2400-52315-0000-001752-1217-00000	Operational-Disability	\$0.00	\$288.00	\$0.00	\$0.00	\$288.00	0.00
11000-2400-52500-0000-001752-1217-00000	Operational-Unemployment Compensation	\$9.68	\$119.00	\$38.43	\$41.08	\$39.49	32.29
11000-2400-52710-0000-001752-1217-00000	Operational-Workers Compensation Premium	\$0.00	\$533.00	\$518.19	\$0.00	\$14.81	97.22
11000-2400-52720-0000-001752-1217-00000	Operational-Workers Compensation Employer's Fee	\$4.40	\$13.00	\$6.48	\$0.00	\$6.52	49.84
11000-2400-53330-0000-001752-0000-00000	Operational-Professional Development	\$0.00	\$1,275.00	\$1,200.00	\$75.00	\$0.00	94.11
11000-2400-53711-0000-001752-0000-00000	Operational-Other Charges	\$0.00	\$500.00	\$0.00	\$0.00	\$500.00	0.00
11000-2400-54610-0000-001752-0000-00000	Operational-Rental - Land and Buildings	\$0.00	\$3,500.00	\$1,580.00	\$250.00	\$1,670.00	45.14
11000-2400-55813-0000-001752-0000-00000	Operational-Employee Travel - Non-Teachers	\$0.00	\$500.00	\$0.00	\$0.00	\$500.00	0.00
11000-2400-55915-0000-001752-0000-00000	Operational-Other Contract Services	\$0.00	\$4,000.00	\$0.00	\$0.00	\$4,000.00	0.00
11000-2400-56118-0000-001752-0000-00000	General Supplies and Materials	\$152.10	\$3,250.00	\$1,794.45	\$675.14	\$780.41	55.21
<b>Subtotal of Element: Expenditure</b>		<b>\$4,839.32</b>	<b>\$52,259.00</b>	<b>\$21,802.58</b>	<b>\$17,007.39</b>	<b>\$13,449.03</b>	<b>41.72</b>
<b>Subtotal of Element: [Function] 2400 - Support Services-School Administration</b>		<b>\$4,839.32</b>	<b>\$52,259.00</b>	<b>\$21,802.58</b>	<b>\$17,007.39</b>	<b>\$13,449.03</b>	<b>41.72</b>
11000-2500-53414-0000-001752-0000-00000	Operational-Other Services	\$12,016.88	\$156,768.00	\$63,920.56	\$91,013.72	\$1,833.72	40.77
11000-2500-53711-0000-001752-0000-00000	Other Charges	\$0.00	\$1,373.00	\$787.63	\$673.00	(\$87.63)	57.36
11000-2500-54311-0000-001752-0000-00000	Operational-Maintenance & Repair Furniture/Fixtures/Equipment	\$0.00	\$9,975.00	\$0.00	\$9,975.00	\$0.00	0.00
11000-2500-54320-0000-001752-0000-00000	Operational-Technology-Related Repairs and Maintenance	\$2,963.13	\$37,000.00	\$8,889.39	\$21,177.49	\$6,933.12	24.02
11000-2500-54630-0000-001752-0000-00000	Operational-Rentals - Computers and Related Equipment	\$0.00	\$1,000.00	\$581.44	\$418.56	\$0.00	58.14
11000-2500-55400-0000-001752-0000-00000	Operational-Advertising	\$0.00	\$1,500.00	\$0.00	\$0.00	\$1,500.00	0.00
11000-2500-56113-0000-001752-0000-00000	Operational-Software	\$0.00	\$21,839.00	\$16,751.52	\$5,050.87	\$36.61	76.70
11000-2500-56118-0000-001752-0000-00000	General Supplies and Materials	\$0.00	\$2,453.00	\$568.97	\$347.38	\$1,536.65	23.19
11000-2500-57331-0000-001752-0000-00000	Operational-Fixed Assets (More Than \$5,000)	\$0.00	\$279,402.00	\$0.00	\$0.00	\$279,402.00	0.00
<b>Subtotal of Element: Expenditure</b>		<b>\$14,980.01</b>	<b>\$511,310.00</b>	<b>\$91,499.51</b>	<b>\$128,656.02</b>	<b>\$291,154.47</b>	<b>17.90</b>
<b>Subtotal of Element: [Function] 2500 - Central Services</b>		<b>\$14,980.01</b>	<b>\$511,310.00</b>	<b>\$91,499.51</b>	<b>\$128,656.02</b>	<b>\$291,154.47</b>	<b>17.90</b>
11000-2600-53711-0000-001752-0000-00000	Operational-Other Charges	\$0.00	\$6,333.00	\$5,964.18	\$337.12	\$31.70	94.17
11000-2600-54312-0000-001752-0000-00000	Operational-Maintenance & Repair - Buildings And Grounds	\$3,511.49	\$9,407.00	\$5,538.21	\$3,868.39	\$0.40	58.87
11000-2600-54313-0000-001752-0000-00000	Operational-Maintenance & Repair - Vehicles	\$0.00	\$2,500.00	\$0.00	\$0.00	\$2,500.00	0.00
11000-2600-54411-0000-001752-0000-00000	Electricity	\$0.00	\$24,350.00	\$7,750.11	\$16,599.49	\$0.40	31.82
11000-2600-54412-0000-001752-0000-00000	Natural Gas (Buildings)	\$0.00	\$2,500.00	\$0.00	\$1,616.40	\$883.60	0.00
11000-2600-54415-0000-001752-0000-00000	Water/Sewage	\$389.27	\$5,000.00	\$2,525.00	\$2,475.00	\$0.00	50.50
11000-2600-54416-0000-001752-0000-00000	Communication Services	\$4,140.98	\$13,596.00	\$9,705.78	\$6,704.01	(\$2,813.79)	71.38

11000-2600-54610-0000-001752-0000-00000	Rental - Land and Buildings	\$3,631.08	\$216,009.00	\$25,278.58	\$18,306.42	\$172,424.00	11.70
11000-2600-55200-0000-001752-0000-00000	Property/Liability Insurance	\$0.00	\$19,749.00	\$19,698.00	\$0.00	\$51.00	99.74
11000-2600-55915-0000-001752-0000-00000	Other Contract Services	\$2,045.31	\$28,994.00	\$11,244.98	\$17,749.02	\$0.00	38.78
11000-2600-56118-0000-001752-0000-00000	General Supplies and Materials	\$0.00	\$20,000.00	\$1,345.29	\$16,533.89	\$2,120.82	6.72
11000-2600-56119-0000-001752-0000-00000	Operational-Supply Assets (\$5,000 or Less)	\$0.00	\$1,600.00	\$285.99	\$0.00	\$1,314.01	17.87
11000-2600-56211-0000-001752-0000-00000	Operational-Gasoline	\$146.00	\$1,200.00	\$205.46	\$294.54	\$700.00	17.12
<b>Subtotal of Element: Expenditure</b>		<b>\$13,864.13</b>	<b>\$351,238.00</b>	<b>\$89,541.58</b>	<b>\$84,484.28</b>	<b>\$177,212.14</b>	<b>25.49</b>
<b>Subtotal of Element: [Function] 2600 - Operation &amp; Maintenance of Plant</b>		<b>\$13,864.13</b>	<b>\$351,238.00</b>	<b>\$89,541.58</b>	<b>\$84,484.28</b>	<b>\$177,212.14</b>	<b>25.49</b>
11000-2700-56215-0000-001752-0000-00000	Tires	\$0.00	\$1,000.00	\$0.00	\$0.00	\$1,000.00	0.00
11000-2700-56216-0000-001752-0000-00000	Maintenance Supplies/ Parts	\$0.00	\$500.00	\$0.00	\$0.00	\$500.00	0.00
<b>Subtotal of Element: Expenditure</b>		<b>\$0.00</b>	<b>\$1,500.00</b>	<b>\$0.00</b>	<b>\$0.00</b>	<b>\$1,500.00</b>	<b>0.00</b>
<b>Subtotal of Element: [Function] 2700 - Student Transportation</b>		<b>\$0.00</b>	<b>\$1,500.00</b>	<b>\$0.00</b>	<b>\$0.00</b>	<b>\$1,500.00</b>	<b>0.00</b>
11000-3100-53330-0000-001752-0000-00000	Operational-Professional Development	\$0.00	\$200.00	\$0.00	\$200.00	\$0.00	0.00
11000-3100-53711-0000-001752-0000-00000	Operational-Other Charges	\$0.00	\$214.00	\$0.00	\$214.00	\$0.00	0.00
11000-3100-56116-0000-001752-0000-00000	Operational-Food	\$174.00	\$1,000.00	\$236.34	\$326.00	\$437.66	23.63
11000-3100-56117-0000-001752-0000-00000	Operational-Non-Food	\$0.00	\$55.00	\$54.11	\$0.00	\$0.89	98.38
<b>Subtotal of Element: Expenditure</b>		<b>\$174.00</b>	<b>\$1,469.00</b>	<b>\$290.45</b>	<b>\$740.00</b>	<b>\$438.55</b>	<b>19.77</b>
<b>Subtotal of Element: [Function] 3100 - Food Services Operations</b>		<b>\$174.00</b>	<b>\$1,469.00</b>	<b>\$290.45</b>	<b>\$740.00</b>	<b>\$438.55</b>	<b>19.77</b>
11000-4000-57200-0000-001752-0000-00000	Operational-Buildings Purchase	\$0.00	\$1,624,073.00	\$1,624,073.00	\$0.00	\$0.00	100.00
<b>Subtotal of Element: Expenditure</b>		<b>\$0.00</b>	<b>\$1,624,073.00</b>	<b>\$1,624,073.00</b>	<b>\$0.00</b>	<b>\$0.00</b>	<b>100.00</b>
<b>Subtotal of Element: [Function] 4000 - Capital Outlay</b>		<b>\$0.00</b>	<b>\$1,624,073.00</b>	<b>\$1,624,073.00</b>	<b>\$0.00</b>	<b>\$0.00</b>	<b>100.00</b>
<b>Subtotal of Element: [Fund] 11000 - Operational</b>		<b>\$214,976.13</b>	<b>\$5,538,161.00</b>	<b>\$2,655,500.57</b>	<b>\$1,061,669.00</b>	<b>\$1,820,991.43</b>	<b>47.95</b>
14000-1000-56111-1010-001752-0000-00000	Instructional Materials-Instructional Materials Cash - 50% Textbooks	\$0.00	\$7,245.00	\$65.71	\$2,934.29	\$4,245.00	0.90
<b>Subtotal of Element: Expenditure</b>		<b>\$0.00</b>	<b>\$7,245.00</b>	<b>\$65.71</b>	<b>\$2,934.29</b>	<b>\$4,245.00</b>	<b>0.91</b>
<b>Subtotal of Element: [Function] 1000 - Instruction</b>		<b>\$0.00</b>	<b>\$7,245.00</b>	<b>\$65.71</b>	<b>\$2,934.29</b>	<b>\$4,245.00</b>	<b>0.91</b>
<b>Subtotal of Element: [Fund] 14000 - Instructional Materials</b>		<b>\$0.00</b>	<b>\$7,245.00</b>	<b>\$65.71</b>	<b>\$2,934.29</b>	<b>\$4,245.00</b>	<b>0.91</b>
23000-1000-56118-9000-001752-0000-00000	Non-Instructional Support-General Supplies and Materials	\$0.00	\$2,443.00	\$0.00	\$0.00	\$2,443.00	0.00
<b>Subtotal of Element: Expenditure</b>		<b>\$0.00</b>	<b>\$2,443.00</b>	<b>\$0.00</b>	<b>\$0.00</b>	<b>\$2,443.00</b>	<b>0.00</b>
<b>Subtotal of Element: [Function] 1000 - Instruction</b>		<b>\$0.00</b>	<b>\$2,443.00</b>	<b>\$0.00</b>	<b>\$0.00</b>	<b>\$2,443.00</b>	<b>0.00</b>
<b>Subtotal of Element: [Fund] 23000 - Non-Instructional Support</b>		<b>\$0.00</b>	<b>\$2,443.00</b>	<b>\$0.00</b>	<b>\$0.00</b>	<b>\$2,443.00</b>	<b>0.00</b>
24101-1000-51100-1010-001752-1411-00000	Title I - IASA-Salaries Expense	\$9,083.43	\$78,074.00	\$35,469.48	\$42,389.53	\$214.99	45.43
24101-1000-52111-1010-001752-1411-00000	Title I - IASA-Educational Retirement	\$1,557.81	\$13,353.00	\$6,083.04	\$7,269.80	\$0.16	45.55

24101-1000-52112-1010-001752-1411-00000	Title I - IASA-ERA - Retiree Health	\$181.68	\$1,558.00	\$709.44	\$847.81	\$0.75	45.53
24101-1000-52210-1010-001752-1411-00000	Title I - IASA-FICA Payments	\$550.84	\$5,081.00	\$2,139.25	\$2,840.07	\$101.68	42.10
24101-1000-52220-1010-001752-1411-00000	Title I - IASA-Medicare Payments	\$128.84	\$1,189.00	\$500.35	\$664.22	\$24.43	42.08
24101-1000-52311-1010-001752-1411-00000	Title I - IASA-Health and Medical Premiums	\$281.44	\$2,844.00	\$1,365.43	\$1,620.01	(\$141.44)	48.01
24101-1000-52312-1010-001752-1411-00000	Title I - IASA-Life	\$5.12	\$61.00	\$24.95	\$38.40	(\$2.35)	40.90
24101-1000-52313-1010-001752-1411-00000	Title I - IASA-Dental	\$16.68	\$198.00	\$81.45	\$125.10	(\$8.55)	41.13
24101-1000-52500-1010-001752-1411-00000	Title I - IASA-Unemployment Compensation	\$0.00	\$93.00	\$0.00	\$96.52	(\$3.52)	0.00
24101-1000-52720-1010-001752-1411-00000	Title I - IASA-Workers Compensation Employer's Fee	\$2.24	\$2.00	\$4.37	\$0.00	(\$2.37)	218.50
<b>Subtotal of Element: Expenditure</b>		<b>\$11,808.08</b>	<b>\$102,453.00</b>	<b>\$46,377.76</b>	<b>\$55,891.46</b>	<b>\$183.78</b>	<b>45.27</b>
<b>Subtotal of Element: [Function] 1000 - Instruction</b>		<b>\$11,808.08</b>	<b>\$102,453.00</b>	<b>\$46,377.76</b>	<b>\$55,891.46</b>	<b>\$183.78</b>	<b>45.27</b>
24101-2100-51100-0000-001752-1214-00000	Title I - IASA-Salaries Expense	\$4,954.65	\$43,345.00	\$20,223.35	\$23,121.65	\$0.00	46.65
24101-2100-52111-0000-001752-1214-00000	Title I - IASA-Educational Retirement	\$849.72	\$7,433.00	\$3,468.33	\$3,965.36	(\$0.69)	46.66
24101-2100-52112-0000-001752-1214-00000	Title I - IASA-ERA - Retiree Health	\$99.09	\$866.00	\$404.46	\$462.42	(\$0.88)	46.70
24101-2100-52210-0000-001752-1214-00000	Title I - IASA-FICA Payments	\$296.83	\$2,556.00	\$1,201.64	\$1,355.16	(\$0.80)	47.01
24101-2100-52220-0000-001752-1214-00000	Title I - IASA-Medicare Payments	\$69.43	\$597.00	\$281.05	\$316.86	(\$0.91)	47.07
24101-2100-52311-0000-001752-1214-00000	Title I - IASA-Health and Medical Premiums	\$238.77	\$2,994.00	\$1,203.08	\$1,790.85	\$0.07	40.18
24101-2100-52312-0000-001752-1214-00000	Title I - IASA-Life	\$3.00	\$38.00	\$15.32	\$22.50	\$0.18	40.31
24101-2100-52313-0000-001752-1214-00000	Title I - IASA-Dental	\$9.82	\$124.00	\$50.06	\$73.65	\$0.29	40.37
24101-2100-52314-0000-001752-1214-00000	Title I - IASA-Vision	\$2.16	\$28.00	\$11.00	\$16.20	\$0.80	39.28
24101-2100-52315-0000-001752-1214-00000	Title I - IASA-Disability	\$8.16	\$83.00	\$36.53	\$46.07	\$0.40	44.01
24101-2100-52500-0000-001752-1214-00000	Title I - IASA-Unemployment Compensation	\$0.00	\$54.00	\$0.00	\$56.80	(\$2.80)	0.00
24101-2100-52720-0000-001752-1214-00000	Title I - IASA-Workers Compensation Employer's Fee	\$1.32	\$2.00	\$2.70	\$0.00	(\$0.70)	135.00
24101-2100-53711-0000-001752-0000-00000	Title I - IASA-Other Charges	\$0.00	\$200.00	\$0.00	\$0.00	\$200.00	0.00
24101-2100-56113-0000-001752-0000-00000	Title I - IASA-Software	\$0.00	\$80.00	\$0.00	\$80.00	\$0.00	0.00
24101-2100-56118-0000-001752-0000-00000	0	\$0.00	\$1,057.00	\$0.00	\$0.00	\$1,057.00	0.00
<b>Subtotal of Element: Expenditure</b>		<b>\$6,532.95</b>	<b>\$59,457.00</b>	<b>\$26,897.52</b>	<b>\$31,307.52</b>	<b>\$1,251.96</b>	<b>45.24</b>
<b>Subtotal of Element: [Function] 2100 - Support Services-Students</b>		<b>\$6,532.95</b>	<b>\$59,457.00</b>	<b>\$26,897.52</b>	<b>\$31,307.52</b>	<b>\$1,251.96</b>	<b>45.24</b>
<b>Subtotal of Element: [Fund] 24101 - Title I - IASA</b>		<b>\$18,341.03</b>	<b>\$161,910.00</b>	<b>\$73,275.28</b>	<b>\$87,198.98</b>	<b>\$1,435.74</b>	<b>45.26</b>
24106-1000-51100-2000-001752-1412-00000	Salaries Expense: Teachers- Special Education	\$4,070.49	\$41,422.00	\$16,281.96	\$18,995.60	\$6,144.44	39.30
24106-1000-52111-2000-001752-1412-00000	Entitlement IDEA-B-Educational Retirement	\$698.07	\$6,276.00	\$2,792.28	\$3,257.65	\$226.07	44.49
24106-1000-52112-2000-001752-1412-00000	Entitlement IDEA-B-ERA - Retiree Health	\$81.42	\$829.00	\$325.68	\$379.96	\$123.36	39.28
24106-1000-52210-2000-001752-1412-00000	Entitlement IDEA-B-FICA Payments	\$242.56	\$2,700.00	\$960.96	\$0.00	\$1,739.04	35.59
24106-1000-52220-2000-001752-1412-00000	Entitlement IDEA-B-Medicare Payments	\$56.73	\$601.00	\$224.76	\$258.27	\$117.97	37.39
24106-1000-52311-2000-001752-1412-00000	Entitlement IDEA-B-Health and Medical Premiums	\$226.13	\$3,575.00	\$1,117.85	\$1,696.05	\$761.10	31.26

24106-1000-52312-2000-001752-1412-00000	Entitlement IDEA-B-Life	\$2.84	\$40.00	\$14.20	\$21.30	\$4.50	35.50
24106-1000-52313-2000-001752-1412-00000	Entitlement IDEA-B-Dental	\$9.30	\$145.00	\$46.50	\$69.75	\$28.75	32.06
24106-1000-52314-2000-001752-1412-00000	Entitlement IDEA-B-Vision	\$2.04	\$32.00	\$10.20	\$15.30	\$6.50	31.87
24106-1000-52500-2000-001752-1412-00000	Entitlement IDEA-B-Unemployment Compensation	\$0.00	\$63.00	\$0.00	\$53.81	\$9.19	0.00
24106-1000-52710-2000-001752-1412-00000	Entitlement IDEA-B-Workers Compensation Premium	\$0.00	\$169.00	\$0.00	\$0.00	\$169.00	0.00
24106-1000-52720-2000-001752-1412-00000	Entitlement IDEA-B-Workers Compensation Employer's Fee	\$1.25	\$7.00	\$2.50	\$0.00	\$4.50	35.71
<b>Subtotal of Element: Expenditure</b>		<b>\$5,390.83</b>	<b>\$55,859.00</b>	<b>\$21,776.89</b>	<b>\$24,747.69</b>	<b>\$9,334.42</b>	<b>38.99</b>
<b>Subtotal of Element: [Function] 1000 - Instruction</b>		<b>\$5,390.83</b>	<b>\$55,859.00</b>	<b>\$21,776.89</b>	<b>\$24,747.69</b>	<b>\$9,334.42</b>	<b>38.99</b>
<b>Subtotal of Element: [Fund] 24106 - Entitlement IDEA-B</b>		<b>\$5,390.83</b>	<b>\$55,859.00</b>	<b>\$21,776.89</b>	<b>\$24,747.69</b>	<b>\$9,334.42</b>	<b>38.99</b>
24153-1000-56118-1010-001752-0000-00000	English Language Acquisition-General Supplies and Materials	\$0.00	\$2,800.00	\$0.00	\$0.00	\$2,800.00	0.00
<b>Subtotal of Element: Expenditure</b>		<b>\$0.00</b>	<b>\$2,800.00</b>	<b>\$0.00</b>	<b>\$0.00</b>	<b>\$2,800.00</b>	<b>0.00</b>
<b>Subtotal of Element: [Function] 1000 - Instruction</b>		<b>\$0.00</b>	<b>\$2,800.00</b>	<b>\$0.00</b>	<b>\$0.00</b>	<b>\$2,800.00</b>	<b>0.00</b>
<b>Subtotal of Element: [Fund] 24153 - English Language Acquisition</b>		<b>\$0.00</b>	<b>\$2,800.00</b>	<b>\$0.00</b>	<b>\$0.00</b>	<b>\$2,800.00</b>	<b>0.00</b>
24154-1000-51300-1010-001752-1411-00000	Teacher/Principal Training & Recruiting-Additional Compensation	\$0.00	\$5,400.00	\$3,500.00	\$0.00	\$1,900.00	64.81
24154-1000-52111-1010-001752-1411-00000	Teacher/Principal Training & Recruiting-Educational Retirement	\$0.00	\$182.00	\$0.00	\$0.00	\$182.00	0.00
24154-1000-52112-1010-001752-1411-00000	Teacher/Principal Training & Recruiting-ERA - Retiree Health	\$0.00	\$24.00	\$0.00	\$0.00	\$24.00	0.00
24154-1000-52210-1010-001752-1411-00000	Teacher/Principal Training & Recruiting-FICA Payments	\$0.00	\$376.00	\$217.00	\$0.00	\$159.00	57.71
24154-1000-52220-1010-001752-1411-00000	Teacher/Principal Training & Recruiting-Medicare Payments	\$0.00	\$79.00	\$50.75	\$0.00	\$28.25	64.24
24154-1000-52500-1010-001752-1411-00000	Teacher/Principal Training & Recruiting-Unemployment Compensation	\$0.00	\$0.00	\$11.55	\$0.00	(\$11.55)	0.00
24154-1000-53330-1010-001752-0000-00000	Teacher/Principal Training & Recruiting-Professional Development	\$0.00	\$7,439.00	\$5,387.50	\$64.50	\$1,987.00	72.42
<b>Subtotal of Element: Expenditure</b>		<b>\$0.00</b>	<b>\$13,500.00</b>	<b>\$9,166.80</b>	<b>\$64.50</b>	<b>\$4,268.70</b>	<b>67.90</b>
<b>Subtotal of Element: [Function] 1000 - Instruction</b>		<b>\$0.00</b>	<b>\$13,500.00</b>	<b>\$9,166.80</b>	<b>\$64.50</b>	<b>\$4,268.70</b>	<b>67.90</b>
<b>Subtotal of Element: [Fund] 24154 - Teacher/Principal Training &amp; Recruiting</b>		<b>\$0.00</b>	<b>\$13,500.00</b>	<b>\$9,166.80</b>	<b>\$64.50</b>	<b>\$4,268.70</b>	<b>67.90</b>
24174-1000-56118-3000-001752-0000-00000	Carl D Perkins Secondary - Current-General Supplies and Materials	\$0.00	\$9,440.00	\$0.00	\$0.00	\$9,440.00	0.00
<b>Subtotal of Element: Expenditure</b>		<b>\$0.00</b>	<b>\$9,440.00</b>	<b>\$0.00</b>	<b>\$0.00</b>	<b>\$9,440.00</b>	<b>0.00</b>
<b>Subtotal of Element: [Function] 1000 - Instruction</b>		<b>\$0.00</b>	<b>\$9,440.00</b>	<b>\$0.00</b>	<b>\$0.00</b>	<b>\$9,440.00</b>	<b>0.00</b>
<b>Subtotal of Element: [Fund] 24174 - Carl D Perkins Secondary - Current</b>		<b>\$0.00</b>	<b>\$9,440.00</b>	<b>\$0.00</b>	<b>\$0.00</b>	<b>\$9,440.00</b>	<b>0.00</b>
24308-2100-53414-0000-001752-0000-00000	CRRSA, ESSER II-Other Services	\$0.00	\$21,330.00	\$0.00	\$0.00	\$21,330.00	0.00



<b>Subtotal of Element: Expenditure</b>		<b>\$0.00</b>	<b>\$21,330.00</b>	<b>\$0.00</b>	<b>\$0.00</b>	<b>\$21,330.00</b>	<b>0.00</b>
<b>Subtotal of Element: [Function] 2100 - Support Services-Students</b>		<b>\$0.00</b>	<b>\$21,330.00</b>	<b>\$0.00</b>	<b>\$0.00</b>	<b>\$21,330.00</b>	<b>0.00</b>
<b>Subtotal of Element: [Fund] 24308 - CRRSA, ESSER II</b>		<b>\$0.00</b>	<b>\$21,330.00</b>	<b>\$0.00</b>	<b>\$0.00</b>	<b>\$21,330.00</b>	<b>0.00</b>
24309-2100-51300-0000-001752-1211-00000	CRRSA - SEL-Additional Compensation	\$0.00	\$2,500.00	\$2,500.00	\$0.00	\$0.00	100.00
24309-2100-52111-0000-001752-1211-00000	CRRSA - SEL-Educational Retirement	\$0.00	\$993.00	\$428.75	\$0.00	\$564.25	43.17
24309-2100-52112-0000-001752-1211-00000	CRRSA - SEL-ERA - Retiree Health	\$0.00	\$131.00	\$50.00	\$0.00	\$81.00	38.16
24309-2100-52210-0000-001752-1211-00000	CRRSA - SEL-FICA Payments	\$0.00	\$356.00	\$153.36	\$0.00	\$202.64	43.07
24309-2100-52220-0000-001752-1211-00000	CRRSA - SEL-Medicare Payments	\$0.00	\$84.00	\$35.87	\$0.00	\$48.13	42.70
24309-2100-52500-0000-001752-1211-00000	CRRSA - SEL-Unemployment Compensation	\$0.00	\$22.00	\$0.00	\$0.00	\$22.00	0.00
24309-2100-56118-0000-001752-0000-00000	CRRSA - SEL-General Supplies and Materials	\$0.00	\$5,572.00	\$5,278.43	\$200.00	\$93.57	94.73
<b>Subtotal of Element: Expenditure</b>		<b>\$0.00</b>	<b>\$9,658.00</b>	<b>\$8,446.41</b>	<b>\$200.00</b>	<b>\$1,011.59</b>	<b>87.46</b>
<b>Subtotal of Element: [Function] 2100 - Support Services-Students</b>		<b>\$0.00</b>	<b>\$9,658.00</b>	<b>\$8,446.41</b>	<b>\$200.00</b>	<b>\$1,011.59</b>	<b>87.46</b>
<b>Subtotal of Element: [Fund] 24309 - CRRSA - SEL</b>		<b>\$0.00</b>	<b>\$9,658.00</b>	<b>\$8,446.41</b>	<b>\$200.00</b>	<b>\$1,011.59</b>	<b>87.46</b>
24330-1000-51100-1010-001752-1411-00000	CRRSA, ESSER III-Salaries Expense	\$6,034.38	\$71,488.00	\$12,068.76	\$28,160.48	\$31,258.76	16.88
24330-1000-51100-4040-001752-1411-00000	CRRSA, ESSER III-Salaries Expense	\$0.00	\$3,763.00	\$0.00	\$0.00	\$3,763.00	0.00
24330-1000-51300-1010-001752-1411-00000	CRRSA, ESSER III-Additional Compensation	\$0.00	\$5,000.00	\$0.00	\$0.00	\$5,000.00	0.00
24330-1000-52111-1010-001752-1411-00000	CRRSA, ESSER III-Educational Retirement	\$1,034.91	\$13,119.00	\$2,069.82	\$4,829.57	\$6,219.61	15.77
24330-1000-52111-4040-001752-1411-00000	CRRSA, ESSER III-Educational Retirement	\$0.00	\$646.00	\$0.00	\$0.00	\$646.00	0.00
24330-1000-52112-1010-001752-1411-00000	CRRSA, ESSER III-ERA - Retiree Health	\$120.69	\$1,531.00	\$241.38	\$563.22	\$726.40	15.76
24330-1000-52112-4040-001752-1411-00000	CRRSA, ESSER III-ERA - Retiree Health	\$0.00	\$76.00	\$0.00	\$0.00	\$76.00	0.00
24330-1000-52210-1010-001752-1411-00000	CRRSA, ESSER III-FICA Payments	\$356.91	\$4,743.00	\$705.21	\$1,616.79	\$2,421.00	14.86
24330-1000-52210-4040-001752-1411-00000	CRRSA, ESSER III-FICA Payments	\$0.00	\$234.00	\$0.00	\$0.00	\$234.00	0.00
24330-1000-52220-1010-001752-1411-00000	CRRSA, ESSER III-Medicare Payments	\$83.47	\$1,111.00	\$164.92	\$378.09	\$567.99	14.84
24330-1000-52220-4040-001752-1411-00000	CRRSA, ESSER III-Medicare Payments	\$0.00	\$55.00	\$0.00	\$0.00	\$55.00	0.00
24330-1000-52311-1010-001752-1411-00000	CRRSA, ESSER III-Health and Medical Premiums	\$396.59	\$7,761.00	\$991.47	\$2,974.65	\$3,794.88	12.77
24330-1000-52311-4040-001752-1411-00000	CRRSA, ESSER III-Health and Medical Premiums	\$0.00	\$409.00	\$0.00	\$0.00	\$409.00	0.00
24330-1000-52312-1010-001752-1411-00000	CRRSA, ESSER III-Life	\$5.00	\$55.00	\$12.50	\$37.50	\$5.00	22.72
24330-1000-52312-4040-001752-1411-00000	CRRSA, ESSER III-Life	\$0.00	\$3.00	\$0.00	\$0.00	\$3.00	0.00
24330-1000-52313-1010-001752-1411-00000	CRRSA, ESSER III-Dental	\$16.30	\$294.00	\$40.75	\$122.25	\$131.00	13.86
24330-1000-52313-4040-001752-1411-00000	CRRSA, ESSER III-Dental	\$0.00	\$16.00	\$0.00	\$0.00	\$16.00	0.00
24330-1000-52314-1010-001752-1411-00000	CRRSA, ESSER III-Vision	\$3.58	\$97.00	\$8.95	\$26.85	\$61.20	9.22
24330-1000-52314-4040-001752-1411-00000	CRRSA, ESSER III-Vision	\$0.00	\$6.00	\$0.00	\$0.00	\$6.00	0.00
24330-1000-52315-1010-001752-1411-00000	CRRSA, ESSER III-Disability	\$9.94	\$274.00	\$22.99	\$64.02	\$186.99	8.39



24330-1000-52315-4040-001752-1411-00000	CRRSA, ESSER III-Disability	\$0.00	\$15.00	\$0.00	\$0.00	\$15.00	0.00
24330-1000-52500-1010-001752-1411-00000	CRRSA, ESSER III-Unemployment Compensation	\$0.00	\$91.00	\$0.00	\$92.96	(\$1.96)	0.00
24330-1000-52500-4040-001752-1411-00000	CRRSA, ESSER III-Unemployment Compensation	\$0.00	\$5.00	\$0.00	\$0.00	\$5.00	0.00
24330-1000-52710-1010-001752-1411-00000	CRRSA, ESSER III-Workers Compensation Premium	\$0.00	\$994.00	\$966.39	\$0.00	\$27.61	97.22
24330-1000-52710-4040-001752-1411-00000	CRRSA, ESSER III-Workers Compensation Premium	\$0.00	\$53.00	\$51.53	\$0.00	\$1.47	97.22
24330-1000-52720-1010-001752-1411-00000	CRRSA, ESSER III-Workers Compensation Employer's Fee	\$2.19	\$10.00	\$2.19	\$0.00	\$7.81	21.90
24330-1000-52720-4040-001752-1411-00000	CRRSA, ESSER III-Workers Compensation Employer's Fee	\$0.00	\$1.00	\$0.00	\$0.00	\$1.00	0.00
24330-1000-53711-1010-001752-0000-00000	CRRSA, ESSER III-Other Charges	\$0.00	\$4,519.00	\$789.00	\$2,211.00	\$1,519.00	17.45
24330-1000-56113-1010-001752-0000-00000	CRRSA, ESSER III-Software	\$0.00	\$11,000.00	\$25,000.00	\$0.00	(\$14,000.00)	227.27
24330-1000-56118-1010-001752-0000-00000	CRRSA, ESSER III-General Supplies and Materials	\$0.00	\$86,378.00	\$0.00	\$0.00	\$86,378.00	0.00
<b>Subtotal of Element: Expenditure</b>		<b>\$8,063.96</b>	<b>\$213,747.00</b>	<b>\$43,135.86</b>	<b>\$41,077.38</b>	<b>\$129,533.76</b>	<b>20.18</b>
<b>Subtotal of Element: [Function] 1000 - Instruction</b>		<b>\$8,063.96</b>	<b>\$213,747.00</b>	<b>\$43,135.86</b>	<b>\$41,077.38</b>	<b>\$129,533.76</b>	<b>20.18</b>
24330-2100-51100-4025-001752-1211-00000	CRRSA, ESSER III-Salaries Expense	\$8,682.69	\$79,219.00	\$34,730.76	\$40,519.24	\$3,969.00	43.84
24330-2100-51300-0000-001752-1211-00000	CRRSA, ESSER III-Additional Compensation	\$0.00	\$5,000.00	\$0.00	\$0.00	\$5,000.00	0.00
24330-2100-51300-0000-001752-1216-00000	CRRSA, ESSER III-Additional Compensation	\$0.00	\$2,500.00	\$0.00	\$0.00	\$2,500.00	0.00
24330-2100-52111-0000-001752-1211-00000	CRRSA, ESSER III-Educational Retirement	\$0.00	\$858.00	\$0.00	\$0.00	\$858.00	0.00
24330-2100-52111-0000-001752-1216-00000	CRRSA, ESSER III-Educational Retirement	\$0.00	\$429.00	\$0.00	\$0.00	\$429.00	0.00
24330-2100-52111-4025-001752-1211-00000	CRRSA, ESSER III-Educational Retirement	\$1,489.08	\$13,587.00	\$5,956.32	\$6,948.99	\$681.69	43.83
24330-2100-52112-0000-001752-1211-00000	CRRSA, ESSER III-ERA - Retiree Health	\$0.00	\$100.00	\$0.00	\$0.00	\$100.00	0.00
24330-2100-52112-0000-001752-1216-00000	CRRSA, ESSER III-ERA - Retiree Health	\$0.00	\$50.00	\$0.00	\$0.00	\$50.00	0.00
24330-2100-52112-4025-001752-1211-00000	CRRSA, ESSER III-ERA - Retiree Health	\$173.64	\$1,586.00	\$694.56	\$810.46	\$80.98	43.79
24330-2100-52210-0000-001752-1211-00000	CRRSA, ESSER III-FICA Payments	\$0.00	\$310.00	\$0.00	\$0.00	\$310.00	0.00
24330-2100-52210-0000-001752-1216-00000	CRRSA, ESSER III-FICA Payments	\$0.00	\$155.00	\$0.00	\$0.00	\$155.00	0.00
24330-2100-52210-4025-001752-1211-00000	CRRSA, ESSER III-FICA Payments	\$538.32	\$4,912.00	\$2,153.28	\$2,512.14	\$246.58	43.83
24330-2100-52220-0000-001752-1211-00000	CRRSA, ESSER III-Medicare Payments	\$0.00	\$73.00	\$0.00	\$0.00	\$73.00	0.00
24330-2100-52220-0000-001752-1216-00000	CRRSA, ESSER III-Medicare Payments	\$0.00	\$37.00	\$0.00	\$0.00	\$37.00	0.00
24330-2100-52220-4025-001752-1211-00000	CRRSA, ESSER III-Medicare Payments	\$125.91	\$1,150.00	\$503.64	\$587.58	\$58.78	43.79
24330-2100-52311-4025-001752-1211-00000	CRRSA, ESSER III-Health and Medical Premiums	\$0.00	\$3,475.00	\$0.00	\$0.00	\$3,475.00	0.00
24330-2100-52312-4025-001752-1211-00000	CRRSA, ESSER III-Life	\$4.87	\$57.00	\$31.17	\$39.45	(\$13.62)	54.68
24330-2100-52313-4025-001752-1211-00000	CRRSA, ESSER III-Dental	\$0.00	\$207.00	\$0.00	\$0.00	\$207.00	0.00
24330-2100-52314-4025-001752-1211-00000	CRRSA, ESSER III-Vision	\$0.00	\$46.00	\$0.00	\$0.00	\$46.00	0.00
24330-2100-52500-4025-001752-1211-00000	CRRSA, ESSER III-Unemployment Compensation	\$7.47	\$96.00	\$93.42	\$99.33	(\$96.75)	97.31

24330-2100-52710-4025-001752-1211-00000	CRRSA, ESSER III-Workers Compensation Premium	\$0.00	\$1,103.00	\$1,072.36	\$0.00	\$30.64	97.22
24330-2100-52720-4025-001752-1211-00000	CRRSA, ESSER III-Workers Compensation Employer's Fee	\$2.30	\$11.00	\$4.60	\$0.00	\$6.40	41.81
24330-2100-53330-0000-001752-0000-00000	CRRSA, ESSER III-Professional Development	\$0.00	\$0.00	\$0.00	\$6,635.87	(\$6,635.87)	0.00
24330-2100-53414-0000-001752-0000-00000	CRRSA, ESSER III-Other Services	\$0.00	\$9,769.00	\$0.00	\$28,856.60	(\$19,087.60)	0.00
24330-2100-56118-0000-001752-0000-00000	CRRSA, ESSER III-General Supplies and Materials	\$0.00	\$97,372.00	\$0.00	\$0.00	\$97,372.00	0.00
<b>Subtotal of Element: Expenditure</b>		<b>\$11,024.28</b>	<b>\$222,102.00</b>	<b>\$45,240.11</b>	<b>\$87,009.66</b>	<b>\$89,852.23</b>	<b>20.37</b>
<b>Subtotal of Element: [Function] 2100 - Support Services-Students</b>		<b>\$11,024.28</b>	<b>\$222,102.00</b>	<b>\$45,240.11</b>	<b>\$87,009.66</b>	<b>\$89,852.23</b>	<b>20.37</b>
24330-2200-51100-0000-001752-1211-00000	CRRSA, ESSER III-Salaries Expense	\$0.00	\$16,400.00	\$0.00	\$0.00	\$16,400.00	0.00
24330-2200-52111-0000-001752-1211-00000	CRRSA, ESSER III-Educational Retirement	\$0.00	\$2,813.00	\$0.00	\$0.00	\$2,813.00	0.00
24330-2200-52112-0000-001752-1211-00000	CRRSA, ESSER III-ERA - Retiree Health	\$0.00	\$328.00	\$0.00	\$0.00	\$328.00	0.00
24330-2200-52210-0000-001752-1211-00000	CRRSA, ESSER III-FICA Payments	\$0.00	\$1,017.00	\$0.00	\$0.00	\$1,017.00	0.00
24330-2200-52220-0000-001752-1211-00000	CRRSA, ESSER III-Medicare Payments	\$0.00	\$238.00	\$0.00	\$0.00	\$238.00	0.00
24330-2200-52311-0000-001752-1211-00000	CRRSA, ESSER III-Health and Medical Premiums	\$0.00	\$2,043.00	\$0.00	\$0.00	\$2,043.00	0.00
24330-2200-52312-0000-001752-1211-00000	CRRSA, ESSER III-Life	\$0.00	\$15.00	\$0.00	\$0.00	\$15.00	0.00
24330-2200-52313-0000-001752-1211-00000	CRRSA, ESSER III-Dental	\$0.00	\$78.00	\$0.00	\$0.00	\$78.00	0.00
24330-2200-52314-0000-001752-1211-00000	CRRSA, ESSER III-Vision	\$0.00	\$26.00	\$0.00	\$0.00	\$26.00	0.00
24330-2200-52315-0000-001752-1211-00000	CRRSA, ESSER III-Disability	\$0.00	\$72.00	\$0.00	\$0.00	\$72.00	0.00
24330-2200-52500-0000-001752-1211-00000	CRRSA, ESSER III-Unemployment Compensation	\$0.00	\$24.00	\$0.00	\$0.00	\$24.00	0.00
24330-2200-52710-0000-001752-1211-00000	CRRSA, ESSER III-Workers Compensation Premium	\$0.00	\$228.00	\$221.66	\$0.00	\$6.34	97.21
24330-2200-52720-0000-001752-1211-00000	CRRSA, ESSER III-Workers Compensation Employer's Fee	\$0.00	\$3.00	\$0.00	\$0.00	\$3.00	0.00
<b>Subtotal of Element: Expenditure</b>		<b>\$0.00</b>	<b>\$23,285.00</b>	<b>\$221.66</b>	<b>\$0.00</b>	<b>\$23,063.34</b>	<b>0.95</b>
<b>Subtotal of Element: [Function] 2200 - Support Services-Instruction</b>		<b>\$0.00</b>	<b>\$23,285.00</b>	<b>\$221.66</b>	<b>\$0.00</b>	<b>\$23,063.34</b>	<b>0.95</b>
24330-2600-56118-0000-001752-0000-00000	CRRSA, ESSER III-General Supplies and Materials	\$0.00	\$25,000.00	\$0.00	\$0.00	\$25,000.00	0.00
<b>Subtotal of Element: Expenditure</b>		<b>\$0.00</b>	<b>\$25,000.00</b>	<b>\$0.00</b>	<b>\$0.00</b>	<b>\$25,000.00</b>	<b>0.00</b>
<b>Subtotal of Element: [Function] 2600 - Operation &amp; Maintenance of Plant</b>		<b>\$0.00</b>	<b>\$25,000.00</b>	<b>\$0.00</b>	<b>\$0.00</b>	<b>\$25,000.00</b>	<b>0.00</b>
<b>Subtotal of Element: [Fund] 24330 - CRRSA, ESSER III</b>		<b>\$19,088.24</b>	<b>\$484,134.00</b>	<b>\$88,597.63</b>	<b>\$128,087.04</b>	<b>\$267,449.33</b>	<b>18.30</b>
24342-2200-55913-0000-001752-0000-00000	ESSR III Round 2-Contracts - Interagency/REC	\$0.00	\$0.00	\$0.00	\$700.00	(\$700.00)	0.00
<b>Subtotal of Element: Expenditure</b>		<b>\$0.00</b>	<b>\$0.00</b>	<b>\$0.00</b>	<b>\$700.00</b>	<b>(\$700.00)</b>	<b>0.00</b>
<b>Subtotal of Element: [Function] 2200 - Support Services-Instruction</b>		<b>\$0.00</b>	<b>\$0.00</b>	<b>\$0.00</b>	<b>\$700.00</b>	<b>(\$700.00)</b>	<b>0.00</b>
<b>Subtotal of Element: [Fund] 24342 - ESSR III Round 2</b>		<b>\$0.00</b>	<b>\$0.00</b>	<b>\$0.00</b>	<b>\$700.00</b>	<b>(\$700.00)</b>	<b>0.00</b>

26107-1000-51100-1010-001752-1711-00000	REC/District Fiscal Agent-Salaries Expense	\$5,357.37	\$0.00	\$7,128.95	\$25,001.05	(\$32,130.00)	0.00
26107-1000-52111-1010-001752-1711-00000	REC/District Fiscal Agent-Educational Retirement	\$918.79	\$0.00	\$1,222.61	\$4,287.64	(\$5,510.25)	0.00
26107-1000-52112-1010-001752-1711-00000	REC/District Fiscal Agent-ERA - Retiree Health	\$107.16	\$0.00	\$142.60	\$500.08	(\$642.68)	0.00
26107-1000-52210-1010-001752-1711-00000	REC/District Fiscal Agent-FICA Payments	\$329.18	\$0.00	\$407.38	\$1,541.08	(\$1,948.46)	0.00
26107-1000-52220-1010-001752-1711-00000	REC/District Fiscal Agent-Medicare Payments	\$76.98	\$0.00	\$95.26	\$360.36	(\$455.62)	0.00
26107-1000-52311-1010-001752-1711-00000	REC/District Fiscal Agent-Health and Medical Premiums	(\$572.71)	\$0.00	\$572.71	\$0.00	(\$572.71)	0.00
26107-1000-52312-1010-001752-1711-00000	REC/District Fiscal Agent-Life	\$10.52	\$0.00	\$15.78	\$78.90	(\$94.68)	0.00
26107-1000-52313-1010-001752-1711-00000	REC/District Fiscal Agent-Dental	\$0.00	\$0.00	\$38.10	\$285.75	(\$323.85)	0.00
26107-1000-52314-1010-001752-1711-00000	REC/District Fiscal Agent-Vision	\$0.00	\$0.00	\$7.34	\$55.05	(\$62.39)	0.00
26107-1000-52500-1010-001752-1711-00000	REC/District Fiscal Agent-Unemployment Compensation	\$17.68	\$0.00	\$23.52	\$82.46	(\$105.98)	0.00
26107-1000-52720-1010-001752-1711-00000	REC/District Fiscal Agent-Workers Compensation Employer's Fee	\$4.60	\$0.00	\$4.60	\$4.60	(\$9.20)	0.00
<b>Subtotal of Element: Expenditure</b>		<b>\$6,249.57</b>	<b>\$0.00</b>	<b>\$9,658.85</b>	<b>\$32,196.97</b>	<b>(\$41,855.82)</b>	<b>0.00</b>
<b>Subtotal of Element: [Function] 1000 - Instruction</b>		<b>\$6,249.57</b>	<b>\$0.00</b>	<b>\$9,658.85</b>	<b>\$32,196.97</b>	<b>(\$41,855.82)</b>	<b>0.00</b>
<b>Subtotal of Element: [Fund] 26107 - REC/District Fiscal Agent</b>		<b>\$6,249.57</b>	<b>\$0.00</b>	<b>\$9,658.85</b>	<b>\$32,196.97</b>	<b>(\$41,855.82)</b>	<b>0.00</b>
26121-2100-56118-0000-001752-0000-00000	Kellogg Fund/Kellogg Foundation-General Supplies and Materials	\$0.00	\$5,000.00	\$0.00	\$0.00	\$5,000.00	0.00
<b>Subtotal of Element: Expenditure</b>		<b>\$0.00</b>	<b>\$5,000.00</b>	<b>\$0.00</b>	<b>\$0.00</b>	<b>\$5,000.00</b>	<b>0.00</b>
<b>Subtotal of Element: [Function] 2100 - Support Services-Students</b>		<b>\$0.00</b>	<b>\$5,000.00</b>	<b>\$0.00</b>	<b>\$0.00</b>	<b>\$5,000.00</b>	<b>0.00</b>
<b>Subtotal of Element: [Fund] 26121 - Kellogg Fund/Kellogg Foundation</b>		<b>\$0.00</b>	<b>\$5,000.00</b>	<b>\$0.00</b>	<b>\$0.00</b>	<b>\$5,000.00</b>	<b>0.00</b>
26222-1000-56119-1010-001752-0000-00000	Emergency Connectivity Fund FCC-Supply Assets (\$5,000 or Less)	\$0.00	\$12,000.00	\$0.00	\$0.00	\$12,000.00	0.00
<b>Subtotal of Element: Expenditure</b>		<b>\$0.00</b>	<b>\$12,000.00</b>	<b>\$0.00</b>	<b>\$0.00</b>	<b>\$12,000.00</b>	<b>0.00</b>
<b>Subtotal of Element: [Function] 1000 - Instruction</b>		<b>\$0.00</b>	<b>\$12,000.00</b>	<b>\$0.00</b>	<b>\$0.00</b>	<b>\$12,000.00</b>	<b>0.00</b>
26222-2100-53711-4025-001752-0000-00000	Emergency Connectivity Fund FCC-Other Charges	\$1,685.76	\$9,420.00	\$1,685.76	\$34.24	\$7,700.00	17.89
26222-2100-56119-4025-001752-0000-00000	Emergency Connectivity Fund FCC-Supply Assets (\$5,000 or Less)	\$0.00	\$1,800.00	\$0.00	\$0.00	\$1,800.00	0.00
<b>Subtotal of Element: Expenditure</b>		<b>\$1,685.76</b>	<b>\$11,220.00</b>	<b>\$1,685.76</b>	<b>\$34.24</b>	<b>\$9,500.00</b>	<b>15.02</b>
<b>Subtotal of Element: [Function] 2100 - Support Services-Students</b>		<b>\$1,685.76</b>	<b>\$11,220.00</b>	<b>\$1,685.76</b>	<b>\$34.24</b>	<b>\$9,500.00</b>	<b>15.02</b>
<b>Subtotal of Element: [Fund] 26222 - Emergency Connectivity Fund FCC</b>		<b>\$1,685.76</b>	<b>\$23,220.00</b>	<b>\$1,685.76</b>	<b>\$34.24</b>	<b>\$21,500.00</b>	<b>7.26</b>
27107-2200-56114-0000-001752-0000-00000	Library GO Bonds-Library And Audio-Visual	\$0.00	\$3,318.00	\$0.00	\$0.00	\$3,318.00	0.00
<b>Subtotal of Element: Expenditure</b>		<b>\$0.00</b>	<b>\$3,318.00</b>	<b>\$0.00</b>	<b>\$0.00</b>	<b>\$3,318.00</b>	<b>0.00</b>

<b>Subtotal of Element: [Function] 2200 - Support Services-Instruction</b>		<b>\$0.00</b>	<b>\$3,318.00</b>	<b>\$0.00</b>	<b>\$0.00</b>	<b>\$3,318.00</b>	<b>0.00</b>
<b>Subtotal of Element: [Fund] 27107 - Library GO Bonds</b>		<b>\$0.00</b>	<b>\$3,318.00</b>	<b>\$0.00</b>	<b>\$0.00</b>	<b>\$3,318.00</b>	<b>0.00</b>
27109-1000-56111-1010-001752-0000-00000	Instructional Materials-Instructional Materials Cash - 50% Textbooks	\$0.00	\$3,019.00	\$0.00	\$0.00	\$3,019.00	0.00
<b>Subtotal of Element: Expenditure</b>		<b>\$0.00</b>	<b>\$3,019.00</b>	<b>\$0.00</b>	<b>\$0.00</b>	<b>\$3,019.00</b>	<b>0.00</b>
<b>Subtotal of Element: [Function] 1000 - Instruction</b>		<b>\$0.00</b>	<b>\$3,019.00</b>	<b>\$0.00</b>	<b>\$0.00</b>	<b>\$3,019.00</b>	<b>0.00</b>
27109-2200-56114-0000-001752-0000-00000	Instructional Materials-Library And Audio-Visual	\$0.00	\$1,208.00	\$0.00	\$0.00	\$1,208.00	0.00
<b>Subtotal of Element: Expenditure</b>		<b>\$0.00</b>	<b>\$1,208.00</b>	<b>\$0.00</b>	<b>\$0.00</b>	<b>\$1,208.00</b>	<b>0.00</b>
<b>Subtotal of Element: [Function] 2200 - Support Services-Instruction</b>		<b>\$0.00</b>	<b>\$1,208.00</b>	<b>\$0.00</b>	<b>\$0.00</b>	<b>\$1,208.00</b>	<b>0.00</b>
<b>Subtotal of Element: [Fund] 27109 - Instructional Materials</b>		<b>\$0.00</b>	<b>\$4,227.00</b>	<b>\$0.00</b>	<b>\$0.00</b>	<b>\$4,227.00</b>	<b>0.00</b>
27408-1000-56118-4040-001752-0000-00000	K-12 Plus/ELTP Planning-General Supplies and Materials	\$0.00	\$17,500.00	\$0.00	\$0.00	\$17,500.00	0.00
<b>Subtotal of Element: Expenditure</b>		<b>\$0.00</b>	<b>\$17,500.00</b>	<b>\$0.00</b>	<b>\$0.00</b>	<b>\$17,500.00</b>	<b>0.00</b>
<b>Subtotal of Element: [Function] 1000 - Instruction</b>		<b>\$0.00</b>	<b>\$17,500.00</b>	<b>\$0.00</b>	<b>\$0.00</b>	<b>\$17,500.00</b>	<b>0.00</b>
27408-2400-56118-0000-001752-0000-00000	K-12 Plus/ELTP Planning-General Supplies and Materials	\$0.00	\$1,000.00	\$0.00	\$0.00	\$1,000.00	0.00
<b>Subtotal of Element: Expenditure</b>		<b>\$0.00</b>	<b>\$1,000.00</b>	<b>\$0.00</b>	<b>\$0.00</b>	<b>\$1,000.00</b>	<b>0.00</b>
<b>Subtotal of Element: [Function] 2400 - Support Services-School Administration</b>		<b>\$0.00</b>	<b>\$1,000.00</b>	<b>\$0.00</b>	<b>\$0.00</b>	<b>\$1,000.00</b>	<b>0.00</b>
<b>Subtotal of Element: [Fund] 27408 - K-12 Plus/ELTP Planning</b>		<b>\$0.00</b>	<b>\$18,500.00</b>	<b>\$0.00</b>	<b>\$0.00</b>	<b>\$18,500.00</b>	<b>0.00</b>
27502-1000-56118-3000-001752-0000-00000	Student Advisement Plan-General Supplies and Materials	\$0.00	\$9,135.00	\$0.00	\$0.00	\$9,135.00	0.00
<b>Subtotal of Element: Expenditure</b>		<b>\$0.00</b>	<b>\$9,135.00</b>	<b>\$0.00</b>	<b>\$0.00</b>	<b>\$9,135.00</b>	<b>0.00</b>
<b>Subtotal of Element: [Function] 1000 - Instruction</b>		<b>\$0.00</b>	<b>\$9,135.00</b>	<b>\$0.00</b>	<b>\$0.00</b>	<b>\$9,135.00</b>	<b>0.00</b>
27502-2100-53414-0000-001752-0000-61006	Student Advisement Plan-Other Services	\$4,644.15	\$0.00	\$4,644.15	\$26,316.84	(\$30,960.99)	0.00
<b>Subtotal of Element: Expenditure</b>		<b>\$4,644.15</b>	<b>\$0.00</b>	<b>\$4,644.15</b>	<b>\$26,316.84</b>	<b>(\$30,960.99)</b>	<b>0.00</b>
<b>Subtotal of Element: [Function] 2100 - Support Services-Students</b>		<b>\$4,644.15</b>	<b>\$0.00</b>	<b>\$4,644.15</b>	<b>\$26,316.84</b>	<b>(\$30,960.99)</b>	<b>0.00</b>
<b>Subtotal of Element: [Fund] 27502 - Student Advisement Plan</b>		<b>\$4,644.15</b>	<b>\$9,135.00</b>	<b>\$4,644.15</b>	<b>\$26,316.84</b>	<b>(\$21,825.99)</b>	<b>50.84</b>
27552-1000-56118-1010-001752-0000-00000	CTE State Wide Innovation Zones-General Supplies and Materials	\$189.73	\$0.00	\$189.73	\$210.27	(\$400.00)	0.00
<b>Subtotal of Element: Expenditure</b>		<b>\$189.73</b>	<b>\$0.00</b>	<b>\$189.73</b>	<b>\$210.27</b>	<b>(\$400.00)</b>	<b>0.00</b>
<b>Subtotal of Element: [Function] 1000 - Instruction</b>		<b>\$189.73</b>	<b>\$0.00</b>	<b>\$189.73</b>	<b>\$210.27</b>	<b>(\$400.00)</b>	<b>0.00</b>
27552-2100-51100-0000-001752-1211-00000	CTE State Wide Innovation Zones-Salaries Expense	\$354.01	\$0.00	\$354.01	\$4,956.08	(\$5,310.09)	0.00
27552-2100-52111-0000-001752-1211-00000	CTE State Wide Innovation Zones-Educational Retirement	\$60.71	\$0.00	\$60.71	\$849.94	(\$910.65)	0.00

27552-2100-52112-0000-001752-1211-00000	CTE State Wide Innovation Zones-ERA - Retiree Health	\$7.08	\$0.00	\$7.08	\$99.12	(\$106.20)	0.00
27552-2100-52210-0000-001752-1211-00000	CTE State Wide Innovation Zones-FICA Payments	\$21.95	\$0.00	\$21.95	\$307.30	(\$329.25)	0.00
27552-2100-52220-0000-001752-1211-00000	CTE State Wide Innovation Zones-Medicare Payments	\$5.13	\$0.00	\$5.13	\$71.82	(\$76.95)	0.00
27552-2100-52312-0000-001752-1211-00000	CTE State Wide Innovation Zones-Life	\$1.00	\$0.00	\$1.00	\$6.50	(\$7.50)	0.00
27552-2100-52500-0000-001752-1211-00000	CTE State Wide Innovation Zones-Unemployment Compensation	\$1.17	\$0.00	\$1.17	\$16.38	(\$17.55)	0.00
27552-2100-52720-0000-001752-1211-00000	CTE State Wide Innovation Zones-Workers Compensation Employer's Fee	\$0.44	\$0.00	\$0.44	\$0.00	(\$0.44)	0.00
<b>Subtotal of Element: Expenditure</b>		<b>\$451.49</b>	<b>\$0.00</b>	<b>\$451.49</b>	<b>\$6,307.14</b>	<b>(\$6,758.63)</b>	<b>0.00</b>
<b>Subtotal of Element: [Function] 2100 - Support Services-Students</b>		<b>\$451.49</b>	<b>\$0.00</b>	<b>\$451.49</b>	<b>\$6,307.14</b>	<b>(\$6,758.63)</b>	<b>0.00</b>
<b>Subtotal of Element: [Fund] 27552 - CTE State Wide Innovation Zones</b>		<b>\$641.22</b>	<b>\$0.00</b>	<b>\$641.22</b>	<b>\$6,517.41</b>	<b>(\$7,158.63)</b>	<b>0.00</b>
28211-2100-51100-0000-001752-1211-00000	NMSchools Covid19 TestProgDOH-Salaries Expense	\$726.93	\$0.00	\$3,150.01	\$3,149.99	(\$6,300.00)	0.00
28211-2100-51100-0000-001752-1216-00000	NMSchools Covid19 TestProgDOH-Salaries Expense	\$0.00	\$30,000.00	\$0.00	\$0.00	\$30,000.00	0.00
28211-2100-51100-0000-001752-1217-00000	NMSchools Covid19 TestProgDOH-Salaries Expense	\$1,442.31	\$0.00	\$6,250.01	\$6,249.99	(\$12,500.00)	0.00
28211-2100-52111-0000-001752-1211-00000	NMSchools Covid19 TestProgDOH-Educational Retirement	\$124.68	\$0.00	\$540.24	\$540.28	(\$1,080.52)	0.00
28211-2100-52111-0000-001752-1216-00000	NMSchools Covid19 TestProgDOH-Educational Retirement	\$0.00	\$5,145.00	\$0.00	\$0.00	\$5,145.00	0.00
28211-2100-52111-0000-001752-1217-00000	NMSchools Covid19 TestProgDOH-Educational Retirement	\$247.35	\$0.00	\$1,071.88	\$1,054.10	(\$2,125.98)	0.00
28211-2100-52112-0000-001752-1211-00000	NMSchools Covid19 TestProgDOH-ERA - Retiree Health	\$14.55	\$0.00	\$63.01	\$63.05	(\$126.06)	0.00
28211-2100-52112-0000-001752-1216-00000	NMSchools Covid19 TestProgDOH-ERA - Retiree Health	\$0.00	\$600.00	\$0.00	\$0.00	\$600.00	0.00
28211-2100-52112-0000-001752-1217-00000	NMSchools Covid19 TestProgDOH-ERA - Retiree Health	\$28.86	\$0.00	\$125.01	\$122.92	(\$247.93)	0.00
28211-2100-52210-0000-001752-1211-00000	NMSchools Covid19 TestProgDOH-FICA Payments	\$41.52	\$0.00	\$176.04	\$170.47	(\$346.51)	0.00
28211-2100-52210-0000-001752-1216-00000	NMSchools Covid19 TestProgDOH-FICA Payments	\$0.00	\$1,860.00	\$0.00	\$0.00	\$1,860.00	0.00
28211-2100-52210-0000-001752-1217-00000	NMSchools Covid19 TestProgDOH-FICA Payments	\$89.43	\$0.00	\$387.51	\$381.05	(\$768.56)	0.00
28211-2100-52220-0000-001752-1211-00000	NMSchools Covid19 TestProgDOH-Medicare Payments	\$9.71	\$0.00	\$41.17	\$39.88	(\$81.05)	0.00
28211-2100-52220-0000-001752-1216-00000	NMSchools Covid19 TestProgDOH-Medicare Payments	\$0.00	\$435.00	\$0.00	\$0.00	\$435.00	0.00
28211-2100-52220-0000-001752-1217-00000	NMSchools Covid19 TestProgDOH-Medicare Payments	\$20.91	\$0.00	\$90.61	\$89.17	(\$179.78)	0.00
28211-2100-52311-0000-001752-1211-00000	NMSchools Covid19 TestProgDOH-Health and Medical Premiums	\$81.82	\$0.00	\$404.49	\$613.65	(\$1,018.14)	0.00
28211-2100-52311-0000-001752-1216-00000	NMSchools Covid19 TestProgDOH-Health and Medical Premiums	\$0.00	\$6,062.00	\$0.00	\$0.00	\$6,062.00	0.00

28211-2100-52312-0000-001752-1211-00000	NMSchools Covid19 TestProgDOH-Life	\$0.36	\$0.00	\$1.83	\$2.70	(\$4.53)	0.00
28211-2100-52312-0000-001752-1217-00000	NMSchools Covid19 TestProgDOH-Life	\$1.20	\$0.00	\$5.69	\$9.00	(\$14.69)	0.00
28211-2100-52313-0000-001752-1211-00000	NMSchools Covid19 TestProgDOH-Dental	\$3.60	\$0.00	\$17.97	\$27.00	(\$44.97)	0.00
28211-2100-52314-0000-001752-1211-00000	NMSchools Covid19 TestProgDOH-Vision	\$0.60	\$0.00	\$2.97	\$4.50	(\$7.47)	0.00
28211-2100-52500-0000-001752-1211-00000	NMSchools Covid19 TestProgDOH-Unemployment Compensation	\$0.00	\$0.00	\$0.00	\$6.95	(\$6.95)	0.00
28211-2100-52500-0000-001752-1217-00000	NMSchools Covid19 TestProgDOH-Unemployment Compensation	\$0.00	\$0.00	\$0.00	\$20.67	(\$20.67)	0.00
28211-2100-52720-0000-001752-1211-00000	NMSchools Covid19 TestProgDOH-Workers Compensation Employer's Fee	\$0.16	\$0.00	\$0.32	\$0.00	(\$0.32)	0.00
28211-2100-52720-0000-001752-1217-00000	NMSchools Covid19 TestProgDOH-Workers Compensation Employer's Fee	\$0.52	\$0.00	\$1.04	\$0.00	(\$1.04)	0.00
28211-2100-55915-0000-001752-0000-00000	NMSchools Covid19 TestProgDOH-Other Contract Services	\$0.00	\$15,000.00	\$0.00	\$0.00	\$15,000.00	0.00
<b>Subtotal of Element: Expenditure</b>		<b>\$2,834.51</b>	<b>\$59,102.00</b>	<b>\$12,329.80</b>	<b>\$12,545.37</b>	<b>\$34,226.83</b>	<b>20.86</b>
<b>Subtotal of Element: [Function] 2100 - Support Services-Students</b>		<b>\$2,834.51</b>	<b>\$59,102.00</b>	<b>\$12,329.80</b>	<b>\$12,545.37</b>	<b>\$34,226.83</b>	<b>20.86</b>
28211-2400-51100-0000-001752-1217-00000	NMSchools Covid19 TestProgDOH-Salaries Expense	\$387.00	\$0.00	\$1,917.38	\$1,677.00	(\$3,594.38)	0.00
28211-2400-51300-0000-001752-1217-00000	NMSchools Covid19 TestProgDOH-Additional Compensation	\$0.00	\$0.00	\$13.16	\$0.00	(\$13.16)	0.00
28211-2400-52111-0000-001752-1217-00000	NMSchools Covid19 TestProgDOH-Educational Retirement	\$66.36	\$0.00	\$331.08	\$287.31	(\$618.39)	0.00
28211-2400-52112-0000-001752-1217-00000	NMSchools Covid19 TestProgDOH-ERA - Retiree Health	\$7.74	\$0.00	\$38.64	\$33.51	(\$72.15)	0.00
28211-2400-52210-0000-001752-1217-00000	NMSchools Covid19 TestProgDOH-FICA Payments	\$24.00	\$0.00	\$119.69	\$103.91	(\$223.60)	0.00
28211-2400-52220-0000-001752-1217-00000	NMSchools Covid19 TestProgDOH-Medicare Payments	\$5.61	\$0.00	\$28.01	\$24.29	(\$52.30)	0.00
28211-2400-52312-0000-001752-1217-00000	NMSchools Covid19 TestProgDOH-Life	\$0.68	\$0.00	\$3.65	\$5.10	(\$8.75)	0.00
28211-2400-52500-0000-001752-1217-00000	NMSchools Covid19 TestProgDOH-Unemployment Compensation	\$1.29	\$0.00	\$5.59	\$5.59	(\$11.18)	0.00
28211-2400-52720-0000-001752-1217-00000	NMSchools Covid19 TestProgDOH-Workers Compensation Employer's Fee	\$0.30	\$0.00	\$0.63	\$0.00	(\$0.63)	0.00
<b>Subtotal of Element: Expenditure</b>		<b>\$492.98</b>	<b>\$0.00</b>	<b>\$2,457.83</b>	<b>\$2,136.71</b>	<b>(\$4,594.54)</b>	<b>0.00</b>
<b>Subtotal of Element: [Function] 2400 - Support Services-School Administration</b>		<b>\$492.98</b>	<b>\$0.00</b>	<b>\$2,457.83</b>	<b>\$2,136.71</b>	<b>(\$4,594.54)</b>	<b>0.00</b>
<b>Subtotal of Element: [Fund] 28211 - NMSchools Covid19 TestProgDOH</b>		<b>\$3,327.49</b>	<b>\$59,102.00</b>	<b>\$14,787.63</b>	<b>\$14,682.08</b>	<b>\$29,632.29</b>	<b>25.02</b>
29102-1000-56118-1010-001752-0000-00000	Private Dir Grants (Categorical)-General Supplies and Materials	\$0.00	\$2,000.00	\$0.00	\$0.00	\$2,000.00	0.00
29102-1000-57331-1010-001752-0000-00000	Private Dir Grants (Categorical)-Fixed Assets (More Than \$5,000)	\$0.00	\$11,775.00	\$0.00	\$0.00	\$11,775.00	0.00
<b>Subtotal of Element: Expenditure</b>		<b>\$0.00</b>	<b>\$13,775.00</b>	<b>\$0.00</b>	<b>\$0.00</b>	<b>\$13,775.00</b>	<b>0.00</b>
<b>Subtotal of Element: [Function] 1000 - Instruction</b>		<b>\$0.00</b>	<b>\$13,775.00</b>	<b>\$0.00</b>	<b>\$0.00</b>	<b>\$13,775.00</b>	<b>0.00</b>
29102-2100-56118-0000-001752-0000-00000	Private Dir Grants (Categorical)-General Supplies and Materials	\$0.00	\$13,000.00	\$0.00	\$0.00	\$13,000.00	0.00

<b>Subtotal of Element: Expenditure</b>		<b>\$0.00</b>	<b>\$13,000.00</b>	<b>\$0.00</b>	<b>\$0.00</b>	<b>\$13,000.00</b>	<b>0.00</b>
<b>Subtotal of Element: [Function] 2100 - Support Services-Students</b>		<b>\$0.00</b>	<b>\$13,000.00</b>	<b>\$0.00</b>	<b>\$0.00</b>	<b>\$13,000.00</b>	<b>0.00</b>
29102-2300-56118-0000-001752-0000-00000	Private Dir Grants (Categorical)-General Supplies and Materials	\$0.00	\$0.00	\$318.66	\$31.34	(\$350.00)	0.00
<b>Subtotal of Element: Expenditure</b>		<b>\$0.00</b>	<b>\$0.00</b>	<b>\$318.66</b>	<b>\$31.34</b>	<b>(\$350.00)</b>	<b>0.00</b>
<b>Subtotal of Element: [Function] 2300 - Support Services-General Administration</b>		<b>\$0.00</b>	<b>\$0.00</b>	<b>\$318.66</b>	<b>\$31.34</b>	<b>(\$350.00)</b>	<b>0.00</b>
29102-2400-56118-0000-001752-0000-00000	Private Dir Grants (Categorical)-General Supplies and Materials	\$0.00	\$2,000.00	\$0.00	\$0.00	\$2,000.00	0.00
<b>Subtotal of Element: Expenditure</b>		<b>\$0.00</b>	<b>\$2,000.00</b>	<b>\$0.00</b>	<b>\$0.00</b>	<b>\$2,000.00</b>	<b>0.00</b>
<b>Subtotal of Element: [Function] 2400 - Support Services-School Administration</b>		<b>\$0.00</b>	<b>\$2,000.00</b>	<b>\$0.00</b>	<b>\$0.00</b>	<b>\$2,000.00</b>	<b>0.00</b>
<b>Subtotal of Element: [Fund] 29102 - Private Dir Grants (Categorical)</b>		<b>\$0.00</b>	<b>\$28,775.00</b>	<b>\$318.66</b>	<b>\$31.34</b>	<b>\$28,425.00</b>	<b>1.11</b>
31200-4000-54610-0000-001752-0000-00000	Public School Capital Outlay-Rental - Land and Buildings	\$16,447.92	\$197,375.00	\$115,135.42	\$82,239.58	\$0.00	58.33
<b>Subtotal of Element: Expenditure</b>		<b>\$16,447.92</b>	<b>\$197,375.00</b>	<b>\$115,135.42</b>	<b>\$82,239.58</b>	<b>\$0.00</b>	<b>58.33</b>
<b>Subtotal of Element: [Function] 4000 - Capital Outlay</b>		<b>\$16,447.92</b>	<b>\$197,375.00</b>	<b>\$115,135.42</b>	<b>\$82,239.58</b>	<b>\$0.00</b>	<b>58.33</b>
<b>Subtotal of Element: [Fund] 31200 - Public School Capital Outlay</b>		<b>\$16,447.92</b>	<b>\$197,375.00</b>	<b>\$115,135.42</b>	<b>\$82,239.58</b>	<b>\$0.00</b>	<b>58.33</b>
31400-4000-57200-0000-001752-0000-00000	Special Capital Outlay-State-Buildings Purchase	\$0.00	\$801,460.00	\$717,750.00	\$0.00	\$83,710.00	89.55
31400-4000-57331-0000-001752-0000-00000	"Fixed Assets (more than \$5	\$0.00	\$45,000.00	\$0.00	\$0.00	\$45,000.00	0.00
<b>Subtotal of Element: Expenditure</b>		<b>\$0.00</b>	<b>\$846,460.00</b>	<b>\$717,750.00</b>	<b>\$0.00</b>	<b>\$128,710.00</b>	<b>84.79</b>
<b>Subtotal of Element: [Function] 4000 - Capital Outlay</b>		<b>\$0.00</b>	<b>\$846,460.00</b>	<b>\$717,750.00</b>	<b>\$0.00</b>	<b>\$128,710.00</b>	<b>84.79</b>
<b>Subtotal of Element: [Fund] 31400 - Special Capital Outlay-State</b>		<b>\$0.00</b>	<b>\$846,460.00</b>	<b>\$717,750.00</b>	<b>\$0.00</b>	<b>\$128,710.00</b>	<b>84.79</b>
31600-2300-53712-0000-001752-0000-00000	Capital Improvements HB-33-County Tax Collection Costs	\$410.34	\$2,827.00	\$458.37	\$0.00	\$2,368.63	16.21
<b>Subtotal of Element: Expenditure</b>		<b>\$410.34</b>	<b>\$2,827.00</b>	<b>\$458.37</b>	<b>\$0.00</b>	<b>\$2,368.63</b>	<b>16.21</b>
<b>Subtotal of Element: [Function] 2300 - Support Services-General Administration</b>		<b>\$410.34</b>	<b>\$2,827.00</b>	<b>\$458.37</b>	<b>\$0.00</b>	<b>\$2,368.63</b>	<b>16.21</b>
31600-4000-56119-0000-001752-0000-00000	Capital Improvements HB-33-Supply Assets (\$5,000 or Less)	\$0.00	\$69,371.00	\$0.00	\$0.00	\$69,371.00	0.00
31600-4000-57200-0000-001752-0000-00000	Capital Improvements HB-33-Buildings Purchase	\$0.00	\$800,000.00	\$913,000.00	\$0.00	(\$113,000.00)	114.12
31600-4000-57331-0000-001752-0000-00000	Capital Improvements HB-33-Fixed Assets (More Than \$5,000)	\$0.00	\$108,048.00	\$0.00	\$0.00	\$108,048.00	0.00
<b>Subtotal of Element: Expenditure</b>		<b>\$0.00</b>	<b>\$977,419.00</b>	<b>\$913,000.00</b>	<b>\$0.00</b>	<b>\$64,419.00</b>	<b>93.41</b>
<b>Subtotal of Element: [Function] 4000 - Capital Outlay</b>		<b>\$0.00</b>	<b>\$977,419.00</b>	<b>\$913,000.00</b>	<b>\$0.00</b>	<b>\$64,419.00</b>	<b>93.41</b>
<b>Subtotal of Element: [Fund] 31600 - Capital Improvements HB-33</b>		<b>\$410.34</b>	<b>\$980,246.00</b>	<b>\$913,458.37</b>	<b>\$0.00</b>	<b>\$66,787.63</b>	<b>93.19</b>
31700-4000-56119-0000-001752-0000-00000	Capital Improvements SB-9-Supply Assets (\$5,000 or Less)	\$0.00	\$4,443.00	\$462.61	\$0.00	\$3,980.39	10.41



<b>Subtotal of Element: Expenditure</b>		<b>\$0.00</b>	<b>\$4,443.00</b>	<b>\$462.61</b>	<b>\$0.00</b>	<b>\$3,980.39</b>	<b>10.41</b>
<b>Subtotal of Element: [Function] 4000 - Capital Outlay</b>		<b>\$0.00</b>	<b>\$4,443.00</b>	<b>\$462.61</b>	<b>\$0.00</b>	<b>\$3,980.39</b>	<b>10.41</b>
<b>Subtotal of Element: [Fund] 31700 - Capital Improvements SB-9</b>		<b>\$0.00</b>	<b>\$4,443.00</b>	<b>\$462.61</b>	<b>\$0.00</b>	<b>\$3,980.39</b>	<b>10.41</b>
31701-2300-53712-0000-001752-0000-00000	Capital Improvements SB-9 Local-County Tax Collection Costs	\$206.56	\$1,456.00	\$230.97	\$0.00	\$1,225.03	15.86
<b>Subtotal of Element: Expenditure</b>		<b>\$206.56</b>	<b>\$1,456.00</b>	<b>\$230.97</b>	<b>\$0.00</b>	<b>\$1,225.03</b>	<b>15.86</b>
<b>Subtotal of Element: [Function] 2300 - Support Services-General Administration</b>		<b>\$206.56</b>	<b>\$1,456.00</b>	<b>\$230.97</b>	<b>\$0.00</b>	<b>\$1,225.03</b>	<b>15.86</b>
31701-4000-56119-0000-001752-0000-00000	Capital Improvements SB-9 Local-Supply Assets (\$5,000 or Less)	\$0.00	\$10,144.00	\$274.90	\$604.71	\$9,264.39	2.70
31701-4000-57200-0000-001752-0000-00000	Capital Improvements SB-9 Local-Buildings Purchase	\$0.00	\$475,177.00	\$475,177.00	\$0.00	\$0.00	100.00
31701-4000-57331-0000-001752-0000-00000	Capital Improvements SB-9 Local-Fixed Assets (More Than \$5,000)	\$0.00	\$45,298.00	\$0.00	\$0.00	\$45,298.00	0.00
<b>Subtotal of Element: Expenditure</b>		<b>\$0.00</b>	<b>\$530,619.00</b>	<b>\$475,451.90</b>	<b>\$604.71</b>	<b>\$54,562.39</b>	<b>89.60</b>
<b>Subtotal of Element: [Function] 4000 - Capital Outlay</b>		<b>\$0.00</b>	<b>\$530,619.00</b>	<b>\$475,451.90</b>	<b>\$604.71</b>	<b>\$54,562.39</b>	<b>89.60</b>
<b>Subtotal of Element: [Fund] 31701 - Capital Improvements SB-9 Local</b>		<b>\$206.56</b>	<b>\$532,075.00</b>	<b>\$475,682.87</b>	<b>\$604.71</b>	<b>\$55,787.42</b>	<b>89.40</b>
<b>Grand Total</b>		<b>\$291,409.24</b>	<b>\$9,018,356.00</b>	<b>\$5,111,054.83</b>	<b>\$1,468,348.61</b>	<b>\$2,438,952.56</b>	<b>56.67</b>



# Health Leadership High School

## Statement of Revenues and Expenditures and Change in Fund Balance

Cycle: FY22-23; Fund Class: [All]; Fund Columns: [All Non-Zero Funds]; Account Expression: [All]; Include Element Value: Yes; Revenue Element: Object; Expenditure Element: Function; Begin Date: 12/01/2022; End Date: 12/31/2022

Description	11000 - Operational	24101 - Title I - IASA	24106 - Entitlement IDEA-B	24330 - CRRSA, ESSER III	26107 - REC/District Fiscal Agent	26222 - Emergency Connectivity Fu
41110 - Ad Valorem Taxes - School District	\$0.00	\$0.00	\$0.00	\$0.00	\$0.00	\$0.00
41924 - Flow-through Grants From Districts to Charter Schools	\$0.00	\$0.00	\$12,716.93	\$55,846.28	\$0.00	\$0.00
41980 - Refund of Prior Year's Expenditures	\$0.02	\$0.00	\$0.00	\$0.00	\$0.00	\$0.00
43101 - State Equalization Guarantee	\$249,442.02	\$0.00	\$0.00	\$0.00	\$0.00	\$0.00
43216 - Fees - Governmental Agencies	\$2,000.00	\$0.00	\$0.00	\$0.00	\$0.00	\$0.00
46100 - Access Board (e-Rate)	\$3,309.36	\$0.00	\$0.00	\$0.00	\$0.00	\$0.00
<b>Total Revenue</b>	<b>\$254,751.40</b>	<b>\$0.00</b>	<b>\$12,716.93</b>	<b>\$55,846.28</b>	<b>\$0.00</b>	<b>\$0.00</b>
1000 - Instruction	\$64,536.76	\$11,808.08	\$5,390.83	\$8,063.96	\$6,249.57	\$0.00
2100 - Support Services-Students	\$76,472.70	\$6,532.95	\$0.00	\$11,024.28	\$0.00	\$1,685.76
2200 - Support Services-Instruction	\$14,968.54	\$0.00	\$0.00	\$0.00	\$0.00	\$0.00
2300 - Support Services-General Administration	\$25,140.67	\$0.00	\$0.00	\$0.00	\$0.00	\$0.00
2400 - Support Services-School Administration	\$4,839.32	\$0.00	\$0.00	\$0.00	\$0.00	\$0.00
2500 - Central Services	\$14,980.01	\$0.00	\$0.00	\$0.00	\$0.00	\$0.00
2600 - Operation & Maintenance of Plant	\$13,864.13	\$0.00	\$0.00	\$0.00	\$0.00	\$0.00
3100 - Food Services Operations	\$174.00	\$0.00	\$0.00	\$0.00	\$0.00	\$0.00
4000 - Capital Outlay	\$0.00	\$0.00	\$0.00	\$0.00	\$0.00	\$0.00
<b>Total Expenditure</b>	<b>\$214,976.13</b>	<b>\$18,341.03</b>	<b>\$5,390.83</b>	<b>\$19,088.24</b>	<b>\$6,249.57</b>	<b>\$1,685.76</b>
<b>Total Other Financing Sources (Uses)</b>	<b>\$0.00</b>	<b>\$0.00</b>	<b>\$0.00</b>	<b>\$0.00</b>	<b>\$0.00</b>	<b>\$0.00</b>
<b>Excess (deficiency) of revenues and other financing</b>						
<b>sources over expenditures and other financing uses</b>	<b>\$39,775.27</b>	<b>(\$18,341.03)</b>	<b>\$7,326.10</b>	<b>\$36,758.04</b>	<b>(\$6,249.57)</b>	<b>(\$1,685.76)</b>
Fund Balance, Beginning of year	\$2,545,111.14	(\$35,859.36)	(\$9,909.14)	\$0.00	\$0.00	(\$63,545.96)
<b>Fund Balance, End of year</b>	<b>\$2,584,886.41</b>	<b>(\$54,200.39)</b>	<b>(\$2,583.04)</b>	<b>\$36,758.04</b>	<b>(\$6,249.57)</b>	<b>(\$65,231.72)</b>

# Health Leadership High School

## Statement of Revenues and Expenditures and Change in Fund Balance

Cycle: FY22-23; Fund Class: [All]; Fund Columns: [All Non-Zero Funds]; Account Expression: [All]; Include Element Value: Yes; Revenue Element: Object; Expenditure Element: Function; Begin Date: 12/01/2022; End Date: 12/31/2022

Description	27502 - Student Advisement Plan	27552 - CTE State Wide Innovation	28211 - NMSchools Covid19 TestPro	31200 - Public School Capital Out	31600 - Capital Improvements HB-3	31701 - Capital Improvements SB-9	Total
41110 - Ad Valorem Taxes - School District	\$0.00	\$0.00	\$0.00	\$0.00	\$41,034.13	\$20,656.04	\$61,690.17
41924 - Flow-through Grants From Districts to Charter Schools	\$0.00	\$0.00	\$0.00	\$0.00	\$0.00	\$0.00	\$68,563.21
41980 - Refund of Prior Year's Expenditures	\$0.00	\$0.00	\$0.00	\$0.00	\$0.00	\$0.00	\$0.02
43101 - State Equalization Guarantee	\$0.00	\$0.00	\$0.00	\$0.00	\$0.00	\$0.00	\$249,442.02
43216 - Fees - Governmental Agencies	\$0.00	\$0.00	\$0.00	\$0.00	\$0.00	\$0.00	\$2,000.00
46100 - Access Board (e-Rate)	\$0.00	\$0.00	\$0.00	\$0.00	\$0.00	\$0.00	\$3,309.36
<b>Total Revenue</b>	\$0.00	\$0.00	\$0.00	\$0.00	\$41,034.13	\$20,656.04	\$385,004.78
1000 - Instruction	\$0.00	\$189.73	\$0.00	\$0.00	\$0.00	\$0.00	\$96,238.93
2100 - Support Services-Students	\$4,644.15	\$451.49	\$2,834.51	\$0.00	\$0.00	\$0.00	\$103,645.84
2200 - Support Services-Instruction	\$0.00	\$0.00	\$0.00	\$0.00	\$0.00	\$0.00	\$14,968.54
2300 - Support Services-General Administration	\$0.00	\$0.00	\$0.00	\$0.00	\$410.34	\$206.56	\$25,757.57
2400 - Support Services-School Administration	\$0.00	\$0.00	\$492.98	\$0.00	\$0.00	\$0.00	\$5,332.30
2500 - Central Services	\$0.00	\$0.00	\$0.00	\$0.00	\$0.00	\$0.00	\$14,980.01
2600 - Operation & Maintenance of Plant	\$0.00	\$0.00	\$0.00	\$0.00	\$0.00	\$0.00	\$13,864.13
3100 - Food Services Operations	\$0.00	\$0.00	\$0.00	\$0.00	\$0.00	\$0.00	\$174.00
4000 - Capital Outlay	\$0.00	\$0.00	\$0.00	\$16,447.92	\$0.00	\$0.00	\$16,447.92
<b>Total Expenditure</b>	\$4,644.15	\$641.22	\$3,327.49	\$16,447.92	\$410.34	\$206.56	\$291,409.24
<b>Total Other Financing Sources (Uses)</b>	\$0.00	\$0.00	\$0.00	\$0.00	\$0.00	\$0.00	\$0.00
<b>Excess (deficiency) of revenues and other financing sources over expenditures and other financing uses</b>	(\$4,644.15)	(\$641.22)	(\$3,327.49)	(\$16,447.92)	\$40,623.79	\$20,449.48	\$93,595.54
Fund Balance, Beginning of year	(\$18,686.47)	\$0.00	(\$18,577.98)	\$0.00	\$791,829.52	\$434,955.48	\$3,625,317.23
<b>Fund Balance, End of year</b>	<b>(\$23,330.62)</b>	<b>(\$641.22)</b>	<b>(\$21,905.47)</b>	<b>(\$16,447.92)</b>	<b>\$832,453.31</b>	<b>\$455,404.96</b>	<b>\$3,718,912.77</b>

# Health Leadership High School

## Balance Sheet Report

Cycle: FY22-23; Fund Class: [All]; Fund Columns: [All Non-Zero Funds]; Account Expression: [All]; Balance Date: 12/31/2022; Detail: No; Created On: 1/19/2023 9:42:38 AM

Description	11000	14000	23000	24101	24106	24154	24174	24308	24309
11012 - Cash	\$1,407,103.76	\$7,179.07	\$2,442.50	(\$29,816.72)	(\$8,681.97)	(\$9,155.25)	\$0.00	\$12.94	(\$8,446.41)
<b>Subtotal of Account Type: Asset</b>	<b>\$1,407,103.76</b>	<b>\$7,179.07</b>	<b>\$2,442.50</b>	<b>(\$29,816.72)</b>	<b>(\$8,681.97)</b>	<b>(\$9,155.25)</b>	<b>\$0.00</b>	<b>\$12.94</b>	<b>(\$8,446.41)</b>
<b>Subtotal of Account Group: Assets</b>	<b>\$1,407,103.76</b>	<b>\$7,179.07</b>	<b>\$2,442.50</b>	<b>(\$29,816.72)</b>	<b>(\$8,681.97)</b>	<b>(\$9,155.25)</b>	<b>\$0.00</b>	<b>\$12.94</b>	<b>(\$8,446.41)</b>
23141 - Federal Income Tax	\$975.32	\$0.00	\$0.00	\$0.00	\$0.00	\$0.00	\$0.00	\$0.00	\$0.00
23224 - Education Retirement	(\$605.14)	\$0.00	\$0.00	\$0.00	\$0.00	\$0.00	\$0.00	\$0.00	\$0.00
23225 - Health Insurance	\$12,027.42	\$0.00	\$0.00	\$936.24	\$398.63	\$0.00	\$0.00	\$12.94	\$0.00
23226 - Unemployment Insurance	\$310.53	\$0.00	\$0.00	(\$16.30)	(\$22.97)	\$11.55	\$0.00	\$0.00	\$0.00
23227 - Workers Comensation	\$65.99	\$0.00	\$0.00	\$6.64	\$2.33	\$0.00	\$0.00	\$0.00	\$0.00
23245 - Retiree Health Care	(\$58.01)	\$0.00	\$0.00	\$0.00	\$0.00	\$0.00	\$0.00	\$0.00	\$0.00
<b>Subtotal of Account Type: Liability</b>	<b>\$12,716.11</b>	<b>\$0.00</b>	<b>\$0.00</b>	<b>\$926.58</b>	<b>\$377.99</b>	<b>\$11.55</b>	<b>\$0.00</b>	<b>\$12.94</b>	<b>\$0.00</b>
32300 - Unreserved Fund Balance	\$2,545,111.14	\$7,244.78	\$2,442.50	(\$35,859.36)	(\$9,909.14)	(\$1,303.05)	(\$6,945.21)	(\$76,264.74)	(\$3,841.22)
Net Increase/Decrease	(\$1,150,723.49)	(\$65.71)	\$0.00	\$5,116.06	\$849.18	(\$7,863.75)	\$6,945.21	\$76,264.74	(\$4,605.19)
<b>Subtotal of Account Type: Fund Balance/Retained Earnings</b>	<b>\$1,394,387.65</b>	<b>\$7,179.07</b>	<b>\$2,442.50</b>	<b>(\$30,743.30)</b>	<b>(\$9,059.96)</b>	<b>(\$9,166.80)</b>	<b>\$0.00</b>	<b>\$0.00</b>	<b>(\$8,446.41)</b>
<b>Subtotal of Account Group: Liabilities/Fund Balance</b>	<b>\$1,407,103.76</b>	<b>\$7,179.07</b>	<b>\$2,442.50</b>	<b>(\$29,816.72)</b>	<b>(\$8,681.97)</b>	<b>(\$9,155.25)</b>	<b>\$0.00</b>	<b>\$12.94</b>	<b>(\$8,446.41)</b>

# Health Leadership High School

## Balance Sheet Report

Cycle: FY22-23; Fund Class: [All]; Fund Columns: [All Non-Zero Funds]; Account Expression: [All]; Balance Date: 12/31/2022; Detail: No; Created On: 1/19/2023 9:42:38 AM

Description	24330	26107	26121	26222	27109	27189	27502	27552
11012 - Cash	(\$31,976.75)	(\$8,468.22)	\$5,000.00	(\$65,231.72)	\$4,226.32	\$22.94	(\$4,644.15)	(\$638.23)
<b>Subtotal of Account Type: Asset</b>	<b>(\$31,976.75)</b>	<b>(\$8,468.22)</b>	<b>\$5,000.00</b>	<b>(\$65,231.72)</b>	<b>\$4,226.32</b>	<b>\$22.94</b>	<b>(\$4,644.15)</b>	<b>(\$638.23)</b>
<b>Subtotal of Account Group: Assets</b>	<b>(\$31,976.75)</b>	<b>(\$8,468.22)</b>	<b>\$5,000.00</b>	<b>(\$65,231.72)</b>	<b>\$4,226.32</b>	<b>\$22.94</b>	<b>(\$4,644.15)</b>	<b>(\$638.23)</b>
23141 - Federal Income Tax	\$0.00	\$0.00	\$0.00	\$0.00	\$0.00	\$0.00	\$0.00	\$0.00
23224 - Education Retirement	\$0.00	\$0.00	\$0.00	\$0.00	\$0.00	\$0.00	\$0.00	\$0.00
23225 - Health Insurance	\$720.54	\$1,158.51	\$0.00	\$0.00	\$0.00	\$22.94	\$0.00	\$1.00
23226 - Unemployment Insurance	\$45.67	\$23.52	\$0.00	\$0.00	\$0.00	\$0.00	\$0.00	\$1.17
23227 - Workers Comensation	\$8.39	\$8.60	\$0.00	\$0.00	\$0.00	\$0.00	\$0.00	\$0.82
23245 - Retiree Health Care	\$0.00	\$0.00	\$0.00	\$0.00	\$0.00	\$0.00	\$0.00	\$0.00
<b>Subtotal of Account Type: Liability</b>	<b>\$774.60</b>	<b>\$1,190.63</b>	<b>\$0.00</b>	<b>\$0.00</b>	<b>\$0.00</b>	<b>\$22.94</b>	<b>\$0.00</b>	<b>\$2.99</b>
32300 - Unreserved Fund Balance	\$0.00	\$0.00	\$5,000.00	(\$63,545.96)	\$4,226.32	\$0.00	(\$18,686.47)	\$0.00
Net Increase/Decrease	(\$32,751.35)	(\$9,658.85)	\$0.00	(\$1,685.76)	\$0.00	\$0.00	\$14,042.32	(\$641.22)
<b>Subtotal of Account Type: Fund Balance/Retained Earnings</b>	<b>(\$32,751.35)</b>	<b>(\$9,658.85)</b>	<b>\$5,000.00</b>	<b>(\$65,231.72)</b>	<b>\$4,226.32</b>	<b>\$0.00</b>	<b>(\$4,644.15)</b>	<b>(\$641.22)</b>
<b>Subtotal of Account Group: Liabilities/Fund Balance</b>	<b>(\$31,976.75)</b>	<b>(\$8,468.22)</b>	<b>\$5,000.00</b>	<b>(\$65,231.72)</b>	<b>\$4,226.32</b>	<b>\$22.94</b>	<b>(\$4,644.15)</b>	<b>(\$638.23)</b>

# Health Leadership High School

## Balance Sheet Report

Cycle: FY22-23; Fund Class: [All]; Fund Columns: [All Non-Zero Funds]; Account Expression: [All]; Balance Date: 12/31/2022; Detail: No; Created On: 1/19/2023 9:42:38 AM

Description	28211	29102	31200	31400	31600	31700	31701	31703	Total
11012 - Cash	(\$14,638.91)	\$32,301.50	(\$115,135.42)	(\$717,750.00)	(\$75,791.85)	\$293.29	(\$17,629.53)	\$17,981.25	\$368,558.44
<b>Subtotal of Account Type: Asset</b>	<b>(\$14,638.91)</b>	<b>\$32,301.50</b>	<b>(\$115,135.42)</b>	<b>(\$717,750.00)</b>	<b>(\$75,791.85)</b>	<b>\$293.29</b>	<b>(\$17,629.53)</b>	<b>\$17,981.25</b>	<b>\$368,558.44</b>
<b>Subtotal of Account Group: Assets</b>	<b>(\$14,638.91)</b>	<b>\$32,301.50</b>	<b>(\$115,135.42)</b>	<b>(\$717,750.00)</b>	<b>(\$75,791.85)</b>	<b>\$293.29</b>	<b>(\$17,629.53)</b>	<b>\$17,981.25</b>	<b>\$368,558.44</b>
23141 - Federal Income Tax	\$0.00	\$0.00	\$0.00	\$0.00	\$0.00	\$0.00	\$0.00	\$0.00	\$975.32
23224 - Education Retirement	\$0.00	\$0.00	\$0.00	\$0.00	\$0.00	\$0.00	\$0.00	\$0.00	(\$605.14)
23225 - Health Insurance	\$145.60	\$0.00	\$0.00	\$0.00	\$0.00	\$0.00	\$0.00	\$0.00	\$15,423.82
23226 - Unemployment Insurance	\$1.29	\$0.00	\$0.00	\$0.00	\$0.00	\$0.00	\$0.00	\$0.00	\$354.46
23227 - Workers Comensation	\$1.83	\$0.00	\$0.00	\$0.00	\$0.00	\$0.00	\$0.00	\$0.00	\$94.60
23245 - Retiree Health Care	\$0.00	\$0.00	\$0.00	\$0.00	\$0.00	\$0.00	\$0.00	\$0.00	(\$58.01)
<b>Subtotal of Account Type: Liability</b>	<b>\$148.72</b>	<b>\$0.00</b>	<b>\$0.00</b>	<b>\$0.00</b>	<b>\$0.00</b>	<b>\$0.00</b>	<b>\$0.00</b>	<b>\$0.00</b>	<b>\$16,185.05</b>
32300 - Unreserved Fund Balance	(\$18,577.98)	\$28,775.12	\$0.00	(\$21,790.75)	\$791,829.52	\$755.90	\$434,955.48	\$17,981.25	\$3,581,598.13
Net Increase/Decrease	\$3,790.35	\$3,526.38	(\$115,135.42)	(\$695,959.25)	(\$867,621.37)	(\$462.61)	(\$452,585.01)	\$0.00	(\$3,229,224.74)
<b>Subtotal of Account Type: Fund Balance/Retained Earnings</b>	<b>(\$14,787.63)</b>	<b>\$32,301.50</b>	<b>(\$115,135.42)</b>	<b>(\$717,750.00)</b>	<b>(\$75,791.85)</b>	<b>\$293.29</b>	<b>(\$17,629.53)</b>	<b>\$17,981.25</b>	<b>\$352,373.39</b>
<b>Subtotal of Account Group: Liabilities/Fund Balance</b>	<b>(\$14,638.91)</b>	<b>\$32,301.50</b>	<b>(\$115,135.42)</b>	<b>(\$717,750.00)</b>	<b>(\$75,791.85)</b>	<b>\$293.29</b>	<b>(\$17,629.53)</b>	<b>\$17,981.25</b>	<b>\$368,558.44</b>