

**Health Leadership High School  
Financial Update  
March 26, 2025**

**A. BARs**

<u>BAR #</u>	<u>Fund Description</u>	<u>Reason/Type</u>	<u>Amount</u>
1 2425-0028-I	24174 - Carl Perkins	FY25 final allocation	\$ 6,865.00
2 2425-0028-T	24154 - Teacher/Principal Training and Recruiting	Transfer	\$ -

**B. Payroll & Accounts Payable Payment Vouchers**

1 February 2025

**C. Financial Statement Reports - as of February 28, 2025**

1 Recommended Change

2 Financial Analysis

3 Bank Reconciliations

**D. Other**

Must submit backup for all BARs, except transfers of funds for SEG or direct grants

**STATE OF NEW MEXICO**  
**PUBLIC EDUCATION DEPARTMENT**  
 300 Don Gaspar Santa Fe, NM 87501-2786  
**Budget Adjustment Request**

Doc. ID: 001-752-2425-0028-I

Fund Type: Flowthrough

Adjustment Type: Increase

Fiscal Year: 2024-2025

Entity Name: Health Leadership High School

Adjustment Changes Intent/Scope of Program Yes or No?: No

Contact: Rebekah Runyan, Business Manager

Total Approved Budget (Flowthrough):

Phone: 505-452-7481

Email: rebekah@k12accounting.com

<b>FLOWTHROUGH ONLY</b>	<b>Budget Period:</b> 07/01/2024	<b>To:</b> 06/30/2025
<b>A. Approved Carryover:</b>		
<b>B. Total Current Year Allocation:</b>		
<b>D. Total Funding Available:</b>		

Revenue 24174.0000.41924 \$6,865.00

Fund	Function	Object	Program	Location	Job Class	Present Budget	Adj Amt Exp	Adj Budget	ADD'L FTE
24174 Carl D Perkins Secondary - Current	1000 Instruction	56112 Other Instructional Materials	1010 Regular Education (PreK-12) Programs	001752 Health Leadership High School	0000 No Job Class		\$6,865.00	\$6,865.00	
Sub Total							\$6,865.00		
Indirect Cost									
<b>DOC. TOTAL</b>							\$6,865.00		

**Justification:**

FY25 final allocation

Compliance with Sections 10-15-1 and 22-8-12, NMSA, 1978 Compilation:

A. The requested budget/changes were authorized at a scheduled Board of Education or Governance Council meeting open to the public on:

B. Justification for the transfer: Explanation such as "underbudgeted", "insufficient budget", or "needed to close out Project" ARE NOT ACCEPTABLE. Attach additional sheets if necessary.

ALL TRANSFER BARS MUST NET OUT TO ZERO ON THE DOC. TOTAL LINE.

Must submit backup for all BARs, except transfers of funds for SEG or direct grants

**STATE OF NEW MEXICO**  
**PUBLIC EDUCATION DEPARTMENT**  
 300 Don Gaspar Santa Fe, NM 87501-2786  
**Budget Adjustment Request**

Doc. ID: 001-752-2425-0036-T

Fund Type: Flowthrough

Adjustment Type: Transfer

Fiscal Year: 2024-2025

Entity Name: Health Leadership High School

Adjustment Changes Intent/Scope of Program Yes or No?: No

Contact: Rebekah Runyan, Business Manager

Total Approved Budget (Flowthrough):

Phone: 505-452-7481

Email: rebekah@k12accounting.com

<b>FLOWTHROUGH ONLY</b>	
Budget Period: 07/01/2024	To: 06/30/2025
A. Approved Carryover:	
B. Total Current Year Allocation:	
D. Total Funding Available:	

Fund	Function	Object	Program	Location	Job Class	Present Budget	Adj Amt Exp	Adj Budget	ADD'L FTE
24154 Teacher/ Principal Training & Recruiting	2200 Support Services- Instruction	53330 Professional Development	0000 No Program	001752 Health Leadership High School	0000 No Job Class	\$10,809.00	(\$3,832.00)	\$6,977.00	
24154 Teacher/ Principal Training & Recruiting	1000 Instruction	51300 Additional Compensation	2000 Special Programs	001752 Health Leadership High School	1412 Teachers- Special Education		\$3,000.00	\$3,000.00	
24154 Teacher/ Principal Training & Recruiting	1000 Instruction	52111 Educational Retirement	2000 Special Programs	001752 Health Leadership High School	1412 Teachers- Special Education		\$545.00	\$545.00	
24154 Teacher/ Principal Training & Recruiting	1000 Instruction	52112 ERA - Retiree Health	2000 Special Programs	001752 Health Leadership High School	1412 Teachers- Special Education		\$60.00	\$60.00	
24154 Teacher/ Principal Training & Recruiting	1000 Instruction	52210 FICA Payments	2000 Special Programs	001752 Health Leadership High School	1412 Teachers- Special Education		\$172.00	\$172.00	
24154 Teacher/ Principal Training & Recruiting	1000 Instruction	52220 Medicare Payments	2000 Special Programs	001752 Health Leadership High School	1412 Teachers- Special Education		\$41.00	\$41.00	
24154 Teacher/ Principal Training & Recruiting	1000 Instruction	52500 Unemployment Compensation	1010 Regular Education (PreK-12) Programs	001752 Health Leadership High School	1411 Teachers- Grades 1-12	\$4.00	\$4.00	\$8.00	
24154 Teacher/ Principal Training & Recruiting	1000 Instruction	52500 Unemployment Compensation	2000 Special Programs	001752 Health Leadership High School	1412 Teachers- Special Education		\$10.00	\$10.00	
Sub Total							\$0.00		
Indirect Cost									
<b>DOC. TOTAL</b>							<b>\$0.00</b>		

**Justification:**

Fund 24154 Transfer

Compliance with Sections 10-15-1 and 22-8-12, NMSA, 1978 Compilation:

A. The requested budget/changes were authorized at a scheduled Board of Education or Governance Council meeting open to the public on:

B. Justification for the transfer: Explanation such as "underbudgeted", "insufficient budget", or "needed to close out Project" ARE NOT ACCEPTABLE. Attach additional sheets if necessary.

ALL TRANSFER BARS MUST NET OUT TO ZERO ON THE DOC. TOTAL LINE.

# Health Leadership High School

## Check Report

Begin Date: 02/01/2025; End Date: 02/28/2025; Check Type: Accounts Payable; Payee: [All]; Bank: [All]; Accounting Cycle: FY24-25; Limit Results to This Cycle: Yes; Account Expression: [All]; Show Detail by Voucher: Yes; Created On: 3/13/2025 9:27:26 AM

Check Date	Check Number	Payee	Type	Amount
02/04/2025		RM 6401 LLC	Accounts Payable	\$38,221.65
02/04/2025	5614	ACES - Assoc. of Charter School Education Services	Accounts Payable	\$21,497.76
02/04/2025	5615	Albuquerque Bernalillo County Water Utility Authority	Accounts Payable	\$34.88
02/04/2025	5616	Cecilia Romero	Accounts Payable	\$184.47
02/04/2025	5617	Charter School Testing LLC	Accounts Payable	\$1,467.62
02/04/2025	5618	James Lujan	Accounts Payable	\$197.76
02/04/2025	5619	Lorhan Construction	Accounts Payable	\$3,818.36
02/04/2025	5620	Mavel Photography & Workshop LLC	Accounts Payable	\$100.00
02/04/2025	5621	National Cleaning	Accounts Payable	\$3,761.49
02/04/2025	5622	NM Fit	Accounts Payable	\$374.23
02/04/2025	5623	Orkin Pest Control	Accounts Payable	\$215.25
02/04/2025	5624	Timothy R.W. Kubik	Accounts Payable	\$5,200.00
02/04/2025	5625	WT Equestrian, LLC	Accounts Payable	\$2,000.00
02/04/2025	5626	Shade2Sign	Accounts Payable	\$1,648.50
02/06/2025		Visa Pcard	Accounts Payable	\$757.04
02/12/2025		NM Gas Company	Accounts Payable	\$1,640.95
02/12/2025		PNM	Accounts Payable	\$3,855.86
02/12/2025	5631	ACES - Assoc. of Charter School Education Services	Accounts Payable	\$8,850.00
02/12/2025	5632	CompliED Analytix LLC	Accounts Payable	\$4,305.00
02/12/2025	5633	Ephesus Inc.	Accounts Payable	\$205.90
02/12/2025	5634	Ephesus Office Technologies Inc.	Accounts Payable	\$221.16
02/12/2025	5635	First Choice Coffee Services	Accounts Payable	\$376.69
02/12/2025	5636	Lisa Marie Ortiz	Accounts Payable	\$138.96
02/12/2025	5637	Trane U.S. Inc	Accounts Payable	\$787.82
02/20/2025	5640	Albuquerque Bernalillo County Water Utility Authority	Accounts Payable	\$657.41
02/20/2025	5641	Carolina Quinones-Suarez	Accounts Payable	\$95.04
02/20/2025	5642	Cecilia Romero	Accounts Payable	\$29.35
02/20/2025	5643	Charter School Testing LLC	Accounts Payable	\$1,467.62
02/20/2025	5644	CompliED Analytix LLC	Accounts Payable	\$10,224.38
02/20/2025	5645	GoTo Technologies USA, Inc	Accounts Payable	\$526.74
02/20/2025	5647	Lisa Marie Ortiz	Accounts Payable	\$16.98
02/20/2025	5648	LSG and Associates Inc	Accounts Payable	\$1,771.00
02/20/2025	5649	Mobile Screen & Glass, Inc	Accounts Payable	\$5,551.50
02/20/2025	5650	Segra +	Accounts Payable	\$612.85
02/20/2025	5651	Trane U.S. Inc	Accounts Payable	\$1,002.53
02/26/2025		Quadient Leasing USA, Inc	Accounts Payable	\$232.25
02/26/2025	5657	A&S Plumbing	Accounts Payable	\$1,151.59
02/26/2025	5658	Albuquerque Charter School League	Accounts Payable	\$775.00
02/26/2025	5659	Carolina Quinones-Suarez	Accounts Payable	\$19.53
02/26/2025	5660	Cinthya Olivas	Accounts Payable	\$41.24
02/26/2025	5661	Cross Cuts NM Inc	Accounts Payable	\$591.93
02/26/2025	5662	DECA Inc.	Accounts Payable	\$324.00
02/26/2025	5663	Denise Funk	Accounts Payable	\$59.00
02/26/2025	5664	Ephesus Office Technologies Inc.	Accounts Payable	\$579.15
02/26/2025	5665	First Choice Coffee Services	Accounts Payable	\$460.22

# Health Leadership High School

## Check Report

Begin Date: 02/01/2025; End Date: 02/28/2025; Check Type: Accounts Payable; Payee: [All]; Bank: [All]; Accounting Cycle: FY24-25; Limit Results to This Cycle: Yes; Account Expression: [All]; Show Detail by Voucher: Yes; Created On: 3/13/2025 9:27:26 AM

Check Date	Check Number	Payee	Type	Amount
02/26/2025	5666	Graphics Enterprise Services	Accounts Payable	\$4,355.88
02/26/2025	5667	Institute for Educational Leadership, Inc	Accounts Payable	\$2,415.00
02/26/2025	5668	National Cleaning	Accounts Payable	\$3,761.49
02/26/2025	5669	Trane U.S. Inc	Accounts Payable	\$2,909.10
<b>Sub Total</b>				<b>\$139,492.13</b>

# Health Leadership High School

## Check Report

Begin Date: 02/01/2025; End Date: 02/28/2025; Check Type: Accounts Payable; Payee: [All]; Bank: [All]; Accounting Cycle: FY24-25; Limit Results to This Cycle: Yes; Account Expression: [All]; Show Detail by Voucher: Yes;

Created On: 3/13/2025 9:27:26 AM

Voucher Number	Bank Name	Account Number	Check Number	Payee	Amount	Type
AP25-0043	NM Bank and Trust	****6281		NM Gas Company	\$1,640.95	Accounts Payable
Vendor	PO Number	Invoice #	Account Code	Description	Issue Date	Amount
NM Gas Company	PO25-0038	06-FEB-2025	11000-2600-54412-0000-001752-0000-00000	Gas - FY25	07/01/2024	\$1,640.95
<b>Sub Total</b>						<b>\$1,640.95</b>
Voucher Number	Bank Name	Account Number	Check Number	Payee	Amount	Type
AP25-0043	NM Bank and Trust	****6281		PNM	\$3,855.86	Accounts Payable
Vendor	PO Number	Invoice #	Account Code	Description	Issue Date	Amount
PNM	PO25-0041	02/06/2025	11000-2600-54411-0000-001752-0000-00000	Electricity	07/01/2024	\$3,855.86
<b>Sub Total</b>						<b>\$3,855.86</b>
Voucher Number	Bank Name	Account Number	Check Number	Payee	Amount	Type
AP25-0045	NM Bank and Trust	****6281		Quadient Leasing USA, Inc	\$232.25	Accounts Payable
Vendor	PO Number	Invoice #	Account Code	Description	Issue Date	Amount
Quadient Leasing USA, Inc	PO25-0046	Q1727715	11000-2400-54630-0000-001752-0000-00000	Postage Lease	07/01/2024	\$232.25
<b>Sub Total</b>						<b>\$232.25</b>
Voucher Number	Bank Name	Account Number	Check Number	Payee	Amount	Type
AP25-0041	NM Bank and Trust	****6281		RM 6401 LLC	\$38,221.65	Accounts Payable
Vendor	PO Number	Invoice #	Account Code	Description	Issue Date	Amount
RM 6401 LLC	PO25-0047	02/01/2025	31600-4000-54640-0000-001752-0000-00000	Lease (HB-33)	07/01/2024	\$38,221.65
<b>Sub Total</b>						<b>\$38,221.65</b>
Voucher Number	Bank Name	Account Number	Check Number	Payee	Amount	Type
AP25-0042	NM Bank and Trust	****6281		Visa Pcard	\$757.04	Accounts Payable
Vendor	PO Number	Invoice #	Account Code	Description	Issue Date	Amount
Visa Pcard	PO25-0054	December 21, 2024	11000-2600-54610-0000-001752-0000-00000	Storage Unit	11/11/2024	\$149.00
Visa Pcard	PO24-0129	159B7D53-0012	11000-2400-56113-0000-001752-0000-00000	Software to monitor student credentials	01/10/2025	\$59.00
Visa Pcard	PO25-0178	Dec 16 2024	11000-2300-53330-0000-001752-0000-00000	Social Services Conference - L. Archuleta	01/29/2025	\$350.00
Visa Pcard	PO25-0056	0193 0152 6266 6973 2357 4	11000-1000-53330-1010-001752-0000-00000	Professional Development food/supplies for	02/10/2025	\$116.06
Visa Pcard	PO25-0056	0938 8476 9133 2365 6485	11000-1000-53330-1010-001752-0000-00000	Professional Development food/supplies for	02/10/2025	\$82.98
<b>Sub Total</b>						<b>\$757.04</b>
Voucher Number	Bank Name	Account Number	Check Number	Payee	Amount	Type
AP25-0041	NM Bank and Trust	****6281	5614	ACES - Assoc. of Charter School Education Services	\$21,497.76	Accounts Payable
Vendor	PO Number	Invoice #	Account Code	Description	Issue Date	Amount

# Health Leadership High School

## Check Report

Begin Date: 02/01/2025; End Date: 02/28/2025; Check Type: Accounts Payable; Payee: [All]; Bank: [All]; Accounting Cycle: FY24-25; Limit Results to This Cycle: Yes; Account Expression: [All]; Show Detail by Voucher: Yes;

Created On: 3/13/2025 9:27:26 AM

ACES - Assoc. of Charter School Education Services	PO25-0029	15397	11000-2500-53414-0000-001752-0000-00000	Business Management Services - FY25	07/01/2024	\$11,982.25
ACES - Assoc. of Charter School Education Services	PO25-0073	15371REV	11000-2100-53218-2000-001752-0000-00000	Special Education Support Services - SY24-25	01/27/2025	\$2,310.14
ACES - Assoc. of Charter School Education Services	PO25-0073	15371REV	11000-2100-53414-2000-001752-0000-00000	Taxes	01/27/2025	\$674.15
ACES - Assoc. of Charter School Education Services	PO25-0073	15371REV	24106-2100-53218-2000-001752-0000-00000	Special Education Support Services - SY24-25	01/27/2025	\$6,531.22
<b>Sub Total</b>						<b>\$21,497.76</b>

Voucher Number	Bank Name	Account Number	Check Number	Payee	Amount	Type
AP25-0041	NM Bank and Trust	*****6281	5615	Albuquerque Bernalillo County Water Utility Authority	\$34.88	Accounts Payable
Vendor	PO Number	Invoice #	Account Code	Description	Issue Date	Amount
Albuquerque Bernalillo County Water Utility Authority	PO25-0002	109395338271	11000-2600-54415-0000-001752-0000-00000	Water/Sewage - FY25	01/10/2025	\$34.88
<b>Sub Total</b>						<b>\$34.88</b>

Voucher Number	Bank Name	Account Number	Check Number	Payee	Amount	Type
AP25-0041	NM Bank and Trust	*****6281	5616	Cecilia Romero	\$184.47	Accounts Payable
Vendor	PO Number	Invoice #	Account Code	Description	Issue Date	Amount
Cecilia Romero	PO25-0095	011220258	11000-1000-56118-1010-001752-0000-00000	Slush Fund	02/04/2025	\$184.47
<b>Sub Total</b>						<b>\$184.47</b>

Voucher Number	Bank Name	Account Number	Check Number	Payee	Amount	Type
AP25-0041	NM Bank and Trust	*****6281	5617	Charter School Testing LLC	\$1,467.62	Accounts Payable
Vendor	PO Number	Invoice #	Account Code	Description	Issue Date	Amount
Charter School Testing LLC	PO25-0011	2324305	11000-2200-53414-0000-001752-0000-00000	Testing Services	07/01/2024	\$1,467.62
<b>Sub Total</b>						<b>\$1,467.62</b>

Voucher Number	Bank Name	Account Number	Check Number	Payee	Amount	Type
AP25-0041	NM Bank and Trust	*****6281	5618	James Lujan	\$197.76	Accounts Payable
Vendor	PO Number	Invoice #	Account Code	Description	Issue Date	Amount
James Lujan	PO25-0098	Jan 23, 2025	24190-1000-56118-1010-001752-0000-00000	Slush Fund	12/11/2024	\$197.76
<b>Sub Total</b>						<b>\$197.76</b>

Voucher Number	Bank Name	Account Number	Check Number	Payee	Amount	Type
AP25-0041	NM Bank and Trust	*****6281	5619	Lorhan Construction	\$3,818.36	Accounts Payable
Vendor	PO Number	Invoice #	Account Code	Description	Issue Date	Amount
Lorhan Construction	PO25-0163	76595	11000-2600-55915-0000-001752-0000-00000	Monthly services - Dec 2024 to June 2025	11/13/2024	\$3,548.00

# Health Leadership High School

## Check Report

Begin Date: 02/01/2025; End Date: 02/28/2025; Check Type: Accounts Payable; Payee: [All]; Bank: [All]; Accounting Cycle: FY24-25; Limit Results to This Cycle: Yes; Account Expression: [All]; Show Detail by Voucher: Yes;

Created On: 3/13/2025 9:27:26 AM

Lorhan Construction	PO25-0163	76595	11000-2600-55915-0000-001752-0000-00000	NMGRT	11/13/2024	\$270.36
<b>Sub Total</b>						<b>\$3,818.36</b>
<b>Voucher Number</b>	<b>Bank Name</b>	<b>Account Number</b>	<b>Check Number</b>	<b>Payee</b>	<b>Amount</b>	<b>Type</b>
AP25-0041	NM Bank and Trust	****6281	5620	Mavel Photography & Workshop LLC	\$100.00	Accounts Payable
<b>Vendor</b>	<b>PO Number</b>	<b>Invoice #</b>	<b>Account Code</b>	<b>Description</b>	<b>Issue Date</b>	<b>Amount</b>
Mavel Photography & Workshop LLC	PO24-0158	1159-2	11000-2400-53414-0000-001752-0000-00000	Photobook-design, edit and print	03/08/2024	\$100.00
<b>Sub Total</b>						<b>\$100.00</b>
<b>Voucher Number</b>	<b>Bank Name</b>	<b>Account Number</b>	<b>Check Number</b>	<b>Payee</b>	<b>Amount</b>	<b>Type</b>
AP25-0041	NM Bank and Trust	****6281	5621	National Cleaning	\$3,761.49	Accounts Payable
<b>Vendor</b>	<b>PO Number</b>	<b>Invoice #</b>	<b>Account Code</b>	<b>Description</b>	<b>Issue Date</b>	<b>Amount</b>
National Cleaning	PO25-0034	000707	11000-2600-55915-0000-001752-0000-00000	Janitorial Services (monthly)	07/01/2024	\$3,495.00
National Cleaning	PO25-0034	000707	11000-2600-55915-0000-001752-0000-00000	NM GRT	07/01/2024	\$266.49
<b>Sub Total</b>						<b>\$3,761.49</b>
<b>Voucher Number</b>	<b>Bank Name</b>	<b>Account Number</b>	<b>Check Number</b>	<b>Payee</b>	<b>Amount</b>	<b>Type</b>
AP25-0041	NM Bank and Trust	****6281	5622	NM Fit	\$374.23	Accounts Payable
<b>Vendor</b>	<b>PO Number</b>	<b>Invoice #</b>	<b>Account Code</b>	<b>Description</b>	<b>Issue Date</b>	<b>Amount</b>
NM Fit	PO25-0077	FIT 1-25	11000-2100-53213-2000-001752-0000-00000	GRT 7.625%	08/07/2024	\$26.51
NM Fit	PO25-0077	FIT 1-25	11000-2100-53213-2000-001752-0000-00000	Occupational Therapy - estimated 2hr/week (43wks)	08/07/2024	\$347.72
<b>Sub Total</b>						<b>\$374.23</b>
<b>Voucher Number</b>	<b>Bank Name</b>	<b>Account Number</b>	<b>Check Number</b>	<b>Payee</b>	<b>Amount</b>	<b>Type</b>
AP25-0041	NM Bank and Trust	****6281	5623	Orkin Pest Control	\$215.25	Accounts Payable
<b>Vendor</b>	<b>PO Number</b>	<b>Invoice #</b>	<b>Account Code</b>	<b>Description</b>	<b>Issue Date</b>	<b>Amount</b>
Orkin Pest Control	PO25-0040	272607192	11000-2600-55915-0000-001752-0000-00000	Pest Control	07/01/2024	\$215.25
<b>Sub Total</b>						<b>\$215.25</b>
<b>Voucher Number</b>	<b>Bank Name</b>	<b>Account Number</b>	<b>Check Number</b>	<b>Payee</b>	<b>Amount</b>	<b>Type</b>
AP25-0041	NM Bank and Trust	****6281	5624	Timothy R.W. Kubik	\$5,200.00	Accounts Payable
<b>Vendor</b>	<b>PO Number</b>	<b>Invoice #</b>	<b>Account Code</b>	<b>Description</b>	<b>Issue Date</b>	<b>Amount</b>
Timothy R.W. Kubik	PO25-0076	1008	24190-2400-53330-0000-001752-0000-00000	Professional Development - Coaching	10/01/2024	\$200.00
Timothy R.W. Kubik	PO25-0076	1008	27552-2400-53330-0000-001752-0000-00000	On-site workshops (innovation zone)	10/01/2024	\$5,000.00
<b>Sub Total</b>						<b>\$5,200.00</b>





# Health Leadership High School

## Check Report

Begin Date: 02/01/2025; End Date: 02/28/2025; Check Type: Accounts Payable; Payee: [All]; Bank: [All]; Accounting Cycle: FY24-25; Limit Results to This Cycle: Yes; Account Expression: [All]; Show Detail by Voucher: Yes; Created On: 3/13/2025 9:27:26 AM

Voucher Number	Bank Name	Account Number	Check Number	Payee	Amount	Type
AP25-0043	NM Bank and Trust	****6281	5634	Ephesus Office Technologies Inc.	\$221.16	Accounts Payable
Vendor	PO Number	Invoice #	Account Code	Description	Issue Date	Amount
Ephesus Office Technologies Inc.	PO25-0148	5033103218-B	11000-2400-54630-0000-001752-0000-00000	New Copier Lease for FY24-25	12/02/2024	\$205.49
Ephesus Office Technologies Inc.	PO25-0148	5033103218-B	11000-2400-54630-0000-001752-0000-00000	Tax	12/02/2024	\$15.67
<b>Sub Total</b>						<b>\$221.16</b>
Voucher Number	Bank Name	Account Number	Check Number	Payee	Amount	Type
AP25-0043	NM Bank and Trust	****6281	5635	First Choice Coffee Services	\$376.69	Accounts Payable
Vendor	PO Number	Invoice #	Account Code	Description	Issue Date	Amount
First Choice Coffee Services	PO25-0164	PX-161584	11000-2600-54620-0000-001752-0000-00000	Bevi 2.0 - \$350 per month	12/20/2024	\$350.00
First Choice Coffee Services	PO25-0164	PX-161584	11000-2600-56119-0000-001752-0000-00000	GRT	12/20/2024	\$26.69
<b>Sub Total</b>						<b>\$376.69</b>
Voucher Number	Bank Name	Account Number	Check Number	Payee	Amount	Type
AP25-0043	NM Bank and Trust	****6281	5636	Lisa Marie Ortiz	\$138.96	Accounts Payable
Vendor	PO Number	Invoice #	Account Code	Description	Issue Date	Amount
Lisa Marie Ortiz	PO25-0087	3355 5354 1334 8137 3958	11000-1000-56118-1010-001752-0000-00000	Slush Fund	02/11/2025	\$32.73
Lisa Marie Ortiz	PO25-0087	99070400208090091124	11000-1000-56118-1010-001752-0000-00000	Slush Fund	02/11/2025	\$63.31
Lisa Marie Ortiz	PO25-0087	D531E48635206188	11000-1000-56118-1010-001752-0000-00000	Slush Fund	02/11/2025	\$42.92
<b>Sub Total</b>						<b>\$138.96</b>
Voucher Number	Bank Name	Account Number	Check Number	Payee	Amount	Type
AP25-0043	NM Bank and Trust	****6281	5637	Trane U.S. Inc	\$787.82	Accounts Payable
Vendor	PO Number	Invoice #	Account Code	Description	Issue Date	Amount
Trane U.S. Inc	PO25-0216	315179615	11000-2600-54311-0000-001752-0000-00000	Building Automation Controls	02/10/2025	\$732.00
Trane U.S. Inc	PO25-0216	315179615	11000-2600-54311-0000-001752-0000-00000	Tax	02/10/2025	\$55.82
<b>Sub Total</b>						<b>\$787.82</b>
Voucher Number	Bank Name	Account Number	Check Number	Payee	Amount	Type
AP25-0044	NM Bank and Trust	****6281	5640	Albuquerque Bernalillo County Water Utility Authority	\$657.41	Accounts Payable
Vendor	PO Number	Invoice #	Account Code	Description	Issue Date	Amount
Albuquerque Bernalillo County Water Utility Authority	PO25-0002	950608069266	11000-2600-54415-0000-001752-0000-00000	Water/Sewage - FY25	01/10/2025	\$657.41
<b>Sub Total</b>						<b>\$657.41</b>
Voucher Number	Bank Name	Account Number	Check Number	Payee	Amount	Type

# Health Leadership High School

## Check Report

Begin Date: 02/01/2025; End Date: 02/28/2025; Check Type: Accounts Payable; Payee: [All]; Bank: [All]; Accounting Cycle: FY24-25; Limit Results to This Cycle: Yes; Account Expression: [All]; Show Detail by Voucher: Yes;

Created On: 3/13/2025 9:27:26 AM

AP25-0044	NM Bank and Trust	*****6281	5641	Carolina Quinones-Suarez	\$95.04	Accounts Payable
<b>Vendor</b>	<b>PO Number</b>	<b>Invoice #</b>	<b>Account Code</b>	<b>Description</b>	<b>Issue Date</b>	<b>Amount</b>
Carolina Quinones-Suarez	PO25-0089	58431038206695323594	11000-1000-56118-1010-001752-0000-00000	Slush Fund	12/11/2024	\$95.04
<b>Sub Total</b>						<b>\$95.04</b>
<b>Voucher Number</b>	<b>Bank Name</b>	<b>Account Number</b>	<b>Check Number</b>	<b>Payee</b>	<b>Amount</b>	<b>Type</b>
AP25-0044	NM Bank and Trust	*****6281	5642	Cecilia Romero	\$29.35	Accounts Payable
<b>Vendor</b>	<b>PO Number</b>	<b>Invoice #</b>	<b>Account Code</b>	<b>Description</b>	<b>Issue Date</b>	<b>Amount</b>
Cecilia Romero	PO25-0095	119257-119710	11000-1000-56118-1010-001752-0000-00000	Slush Fund	02/04/2025	\$29.35
<b>Sub Total</b>						<b>\$29.35</b>
<b>Voucher Number</b>	<b>Bank Name</b>	<b>Account Number</b>	<b>Check Number</b>	<b>Payee</b>	<b>Amount</b>	<b>Type</b>
AP25-0044	NM Bank and Trust	*****6281	5643	Charter School Testing LLC	\$1,467.62	Accounts Payable
<b>Vendor</b>	<b>PO Number</b>	<b>Invoice #</b>	<b>Account Code</b>	<b>Description</b>	<b>Issue Date</b>	<b>Amount</b>
Charter School Testing LLC	PO25-0011	2324282	11000-2200-53414-0000-001752-0000-00000	Testing Services	07/01/2024	\$1,467.62
<b>Sub Total</b>						<b>\$1,467.62</b>
<b>Voucher Number</b>	<b>Bank Name</b>	<b>Account Number</b>	<b>Check Number</b>	<b>Payee</b>	<b>Amount</b>	<b>Type</b>
AP25-0044	NM Bank and Trust	*****6281	5644	CompliED Analytix LLC	\$10,224.38	Accounts Payable
<b>Vendor</b>	<b>PO Number</b>	<b>Invoice #</b>	<b>Account Code</b>	<b>Description</b>	<b>Issue Date</b>	<b>Amount</b>
CompliED Analytix LLC	PO25-0015	1112	11000-2100-55915-0000-001752-0000-00000	Nova Reporting for Compliance	07/01/2024	\$1,614.38
CompliED Analytix LLC	PO25-0070	1144	11000-2100-55915-0000-001752-0000-00000	Consulting Services for STARS	07/20/2024	\$2,152.50
CompliED Analytix LLC	PO25-0070	1156	11000-2100-55915-0000-001752-0000-00000	Consulting Services for STARS	07/20/2024	\$2,152.50
CompliED Analytix LLC	PO25-0070	1180	11000-2100-55915-0000-001752-0000-00000	Consulting Services for STARS	07/20/2024	\$2,152.50
CompliED Analytix LLC	PO25-0070	1193	11000-2100-55915-0000-001752-0000-00000	Consulting Services for STARS	07/20/2024	\$2,152.50
<b>Sub Total</b>						<b>\$10,224.38</b>
<b>Voucher Number</b>	<b>Bank Name</b>	<b>Account Number</b>	<b>Check Number</b>	<b>Payee</b>	<b>Amount</b>	<b>Type</b>
AP25-0044	NM Bank and Trust	*****6281	5645	GoTo Technologies USA, Inc	\$526.74	Accounts Payable
<b>Vendor</b>	<b>PO Number</b>	<b>Invoice #</b>	<b>Account Code</b>	<b>Description</b>	<b>Issue Date</b>	<b>Amount</b>
GoTo Technologies USA, Inc	PO25-0021	IN7103601161	11000-2600-54416-0000-001752-0000-00000	Communication Services	07/01/2024	\$526.74
<b>Sub Total</b>						<b>\$526.74</b>
<b>Voucher Number</b>	<b>Bank Name</b>	<b>Account Number</b>	<b>Check Number</b>	<b>Payee</b>	<b>Amount</b>	<b>Type</b>
AP25-0044	NM Bank and Trust	*****6281	5647	Lisa Marie Ortiz	\$16.98	Accounts Payable
<b>Vendor</b>	<b>PO Number</b>	<b>Invoice #</b>	<b>Account Code</b>	<b>Description</b>	<b>Issue Date</b>	<b>Amount</b>
Lisa Marie Ortiz	PO25-0087	21101620101872502121808	11000-1000-56118-1010-001752-0000-00000	Slush Fund	02/11/2025	\$16.98

# Health Leadership High School

## Check Report

Begin Date: 02/01/2025; End Date: 02/28/2025; Check Type: Accounts Payable; Payee: [All]; Bank: [All]; Accounting Cycle: FY24-25; Limit Results to This Cycle: Yes; Account Expression: [All]; Show Detail by Voucher: Yes; Created On: 3/13/2025 9:27:26 AM

<b>Sub Total</b>						<b>\$16.98</b>
<b>Voucher Number</b>	<b>Bank Name</b>	<b>Account Number</b>	<b>Check Number</b>	<b>Payee</b>	<b>Amount</b>	<b>Type</b>
AP25-0044	NM Bank and Trust	****6281	5648	LSG and Associates Inc	\$1,771.00	Accounts Payable
<b>Vendor</b>	<b>PO Number</b>	<b>Invoice #</b>	<b>Account Code</b>	<b>Description</b>	<b>Issue Date</b>	<b>Amount</b>
LSG and Associates Inc	PO25-0030	8693	11000-2100-53211-2000-001752-0000-00000	Diagnosticians	07/15/2024	\$57.75
LSG and Associates Inc	PO25-0030	8694	11000-2100-53212-2000-001752-0000-00000	Speech Therapist	07/15/2024	\$1,713.25
<b>Sub Total</b>						<b>\$1,771.00</b>
<b>Voucher Number</b>	<b>Bank Name</b>	<b>Account Number</b>	<b>Check Number</b>	<b>Payee</b>	<b>Amount</b>	<b>Type</b>
AP25-0044	NM Bank and Trust	****6281	5649	Mobile Screen & Glass, Inc	\$5,551.50	Accounts Payable
<b>Vendor</b>	<b>PO Number</b>	<b>Invoice #</b>	<b>Account Code</b>	<b>Description</b>	<b>Issue Date</b>	<b>Amount</b>
Mobile Screen & Glass, Inc	PO25-0168	825345	31701-4000-54312-0000-001752-0000-00000	32ft scissor lift rental	02/04/2025	\$969.47
Mobile Screen & Glass, Inc	PO25-0168	825345	31701-4000-54312-0000-001752-0000-00000	East - 37x75x1 Safety Temp	02/04/2025	\$1,643.60
Mobile Screen & Glass, Inc	PO25-0168	825345	31701-4000-54312-0000-001752-0000-00000	Northeast - 37x83x4 Safety Temp	02/04/2025	\$1,635.00
Mobile Screen & Glass, Inc	PO25-0168	825345	31701-4000-54312-0000-001752-0000-00000	Tax	02/04/2025	\$324.63
Mobile Screen & Glass, Inc	PO25-0168	825345	31701-4000-54312-0000-001752-0000-00000	West - 37x33x1 Safety Temp	02/04/2025	\$978.80
<b>Sub Total</b>						<b>\$5,551.50</b>
<b>Voucher Number</b>	<b>Bank Name</b>	<b>Account Number</b>	<b>Check Number</b>	<b>Payee</b>	<b>Amount</b>	<b>Type</b>
AP25-0044	NM Bank and Trust	****6281	5650	Segra +	\$612.85	Accounts Payable
<b>Vendor</b>	<b>PO Number</b>	<b>Invoice #</b>	<b>Account Code</b>	<b>Description</b>	<b>Issue Date</b>	<b>Amount</b>
Segra +	PO25-0053	SI-25-005412	11000-2600-54416-0000-001752-0000-00000	Communication Services	07/01/2024	\$612.85
<b>Sub Total</b>						<b>\$612.85</b>
<b>Voucher Number</b>	<b>Bank Name</b>	<b>Account Number</b>	<b>Check Number</b>	<b>Payee</b>	<b>Amount</b>	<b>Type</b>
AP25-0044	NM Bank and Trust	****6281	5651	Trane U.S. Inc	\$1,002.53	Accounts Payable
<b>Vendor</b>	<b>PO Number</b>	<b>Invoice #</b>	<b>Account Code</b>	<b>Description</b>	<b>Issue Date</b>	<b>Amount</b>
Trane U.S. Inc	PO25-0216	315189219	11000-2600-54311-0000-001752-0000-00000	Troubleshoot unit - Tax included	02/10/2025	\$1,002.53
<b>Sub Total</b>						<b>\$1,002.53</b>
<b>Voucher Number</b>	<b>Bank Name</b>	<b>Account Number</b>	<b>Check Number</b>	<b>Payee</b>	<b>Amount</b>	<b>Type</b>
AP25-0045	NM Bank and Trust	****6281	5657	A&S Plumbing	\$1,151.59	Accounts Payable
<b>Vendor</b>	<b>PO Number</b>	<b>Invoice #</b>	<b>Account Code</b>	<b>Description</b>	<b>Issue Date</b>	<b>Amount</b>
A&S Plumbing	PO25-0176	55919	31701-4000-54315-0000-001752-0000-00000	General plumbing and facility needs	11/26/2024	\$1,070.00
A&S Plumbing	PO25-0176	55919	31701-4000-54315-0000-001752-0000-00000	NM GRT	11/26/2024	\$81.59
<b>Sub Total</b>						<b>\$1,151.59</b>

# Health Leadership High School

## Check Report

Begin Date: 02/01/2025; End Date: 02/28/2025; Check Type: Accounts Payable; Payee: [All]; Bank: [All]; Accounting Cycle: FY24-25; Limit Results to This Cycle: Yes; Account Expression: [All]; Show Detail by Voucher: Yes; Created On: 3/13/2025 9:27:26 AM

Voucher Number	Bank Name	Account Number	Check Number	Payee	Amount	Type
AP25-0045	NM Bank and Trust	****6281	5658	Albuquerque Charter School League	\$775.00	Accounts Payable
Vendor	PO Number	Invoice #	Account Code	Description	Issue Date	Amount
Albuquerque Charter School League	PO25-0005	2526-B	11000-1000-53711-9000-001752-0000-00000	Official Coordinator Fee	07/01/2024	\$35.00
Albuquerque Charter School League	PO25-0004	2417	11000-1000-53711-9000-001752-0000-00000	Registration Fees - FY25	07/01/2024	\$250.00
Albuquerque Charter School League	PO25-0004	2526-A	11000-1000-53711-9000-001752-0000-00000	Registration Fees - FY25	07/01/2024	\$490.00
<b>Sub Total</b>						<b>\$775.00</b>
Voucher Number	Bank Name	Account Number	Check Number	Payee	Amount	Type
AP25-0045	NM Bank and Trust	****6281	5659	Carolina Quinones-Suarez	\$19.53	Accounts Payable
Vendor	PO Number	Invoice #	Account Code	Description	Issue Date	Amount
Carolina Quinones-Suarez	PO25-0089	20250220	11000-1000-56118-1010-001752-0000-00000	Slush Fund	12/11/2024	\$19.53
<b>Sub Total</b>						<b>\$19.53</b>
Voucher Number	Bank Name	Account Number	Check Number	Payee	Amount	Type
AP25-0045	NM Bank and Trust	****6281	5660	Cinthy Olivas	\$41.24	Accounts Payable
Vendor	PO Number	Invoice #	Account Code	Description	Issue Date	Amount
Cinthy Olivas	PO25-0085	04262024	11000-1000-56118-1010-001752-0000-00000	Slush Fund	08/07/2024	\$41.24
<b>Sub Total</b>						<b>\$41.24</b>
Voucher Number	Bank Name	Account Number	Check Number	Payee	Amount	Type
AP25-0045	NM Bank and Trust	****6281	5661	Cross Cuts NM Inc	\$591.93	Accounts Payable
Vendor	PO Number	Invoice #	Account Code	Description	Issue Date	Amount
Cross Cuts NM Inc	PO25-0016	1934	11000-2600-54312-0000-001752-0000-00000	Landscape Maintenance	08/27/2024	\$591.93
<b>Sub Total</b>						<b>\$591.93</b>
Voucher Number	Bank Name	Account Number	Check Number	Payee	Amount	Type
AP25-0045	NM Bank and Trust	****6281	5662	DECA Inc.	\$324.00	Accounts Payable
Vendor	PO Number	Invoice #	Account Code	Description	Issue Date	Amount
DECA Inc.	PO25-0137	01143075	27552-2100-51100-0000-001752-1211-00000	DECA costs	10/22/2024	\$324.00
<b>Sub Total</b>						<b>\$324.00</b>
Voucher Number	Bank Name	Account Number	Check Number	Payee	Amount	Type
AP25-0045	NM Bank and Trust	****6281	5663	Denise Funk	\$59.00	Accounts Payable
Vendor	PO Number	Invoice #	Account Code	Description	Issue Date	Amount
Denise Funk		67AA3348383B30BB00000443000	11000-2500-53711-0000-001752-0000-00000			\$59.00

# Health Leadership High School

## Check Report

Begin Date: 02/01/2025; End Date: 02/28/2025; Check Type: Accounts Payable; Payee: [All]; Bank: [All]; Accounting Cycle: FY24-25; Limit Results to This Cycle: Yes; Account Expression: [All]; Show Detail by Voucher: Yes;

Created On: 3/13/2025 9:27:26 AM

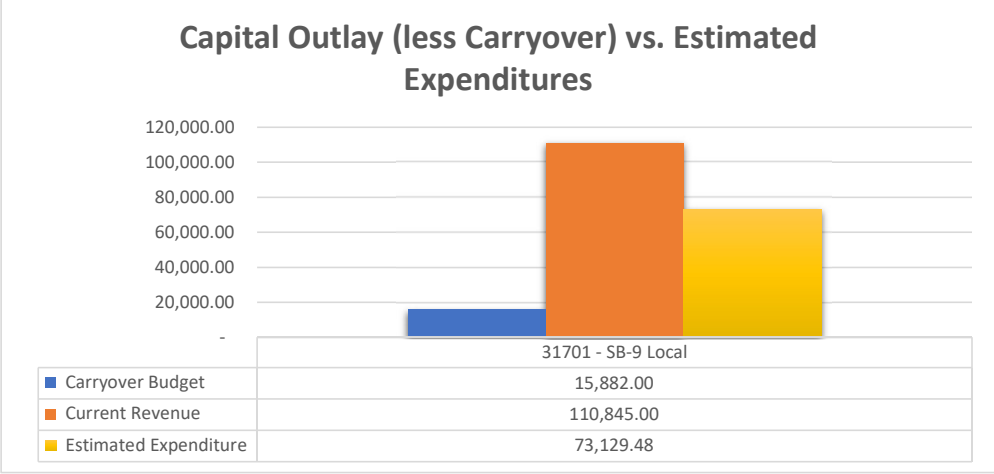
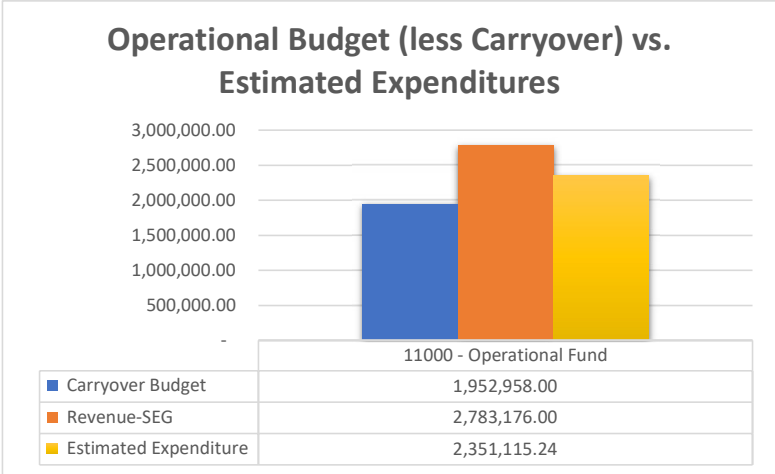
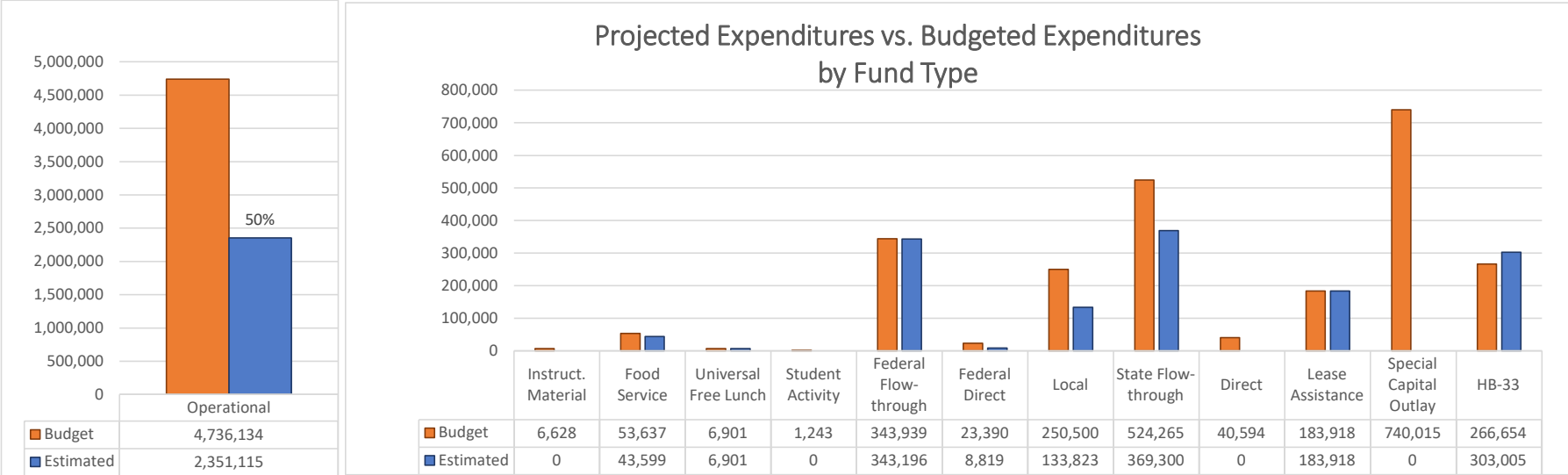
Sub Total							\$59.00
Voucher Number	Bank Name	Account Number	Check Number	Payee	Amount	Type	
AP25-0045	NM Bank and Trust	****6281	5664	Ephesus Office Technologies Inc.	\$579.15	Accounts Payable	
Vendor	PO Number	Invoice #	Account Code	Description	Issue Date	Amount	
Ephesus Office Technologies Inc.	PO25-0019	AR164259	11000-1000-54630-1010-001752-0000-00000	Copier Lease	10/05/2024	\$555.47	
Ephesus Office Technologies Inc.	PO25-0019	AR164258	11000-1000-55915-1010-001752-0000-00000	Overages	10/05/2024	\$23.68	
Sub Total							\$579.15
Voucher Number	Bank Name	Account Number	Check Number	Payee	Amount	Type	
AP25-0045	NM Bank and Trust	****6281	5665	First Choice Coffee Services	\$460.22	Accounts Payable	
Vendor	PO Number	Invoice #	Account Code	Description	Issue Date	Amount	
First Choice Coffee Services	PO25-0205	PX-191345	11000-2600-56118-0000-001752-0000-00000	Coffee and Bevi Supplies	12/26/2024	\$460.22	
Sub Total							\$460.22
Voucher Number	Bank Name	Account Number	Check Number	Payee	Amount	Type	
AP25-0045	NM Bank and Trust	****6281	5666	Graphics Enterprise Services	\$4,355.88	Accounts Payable	
Vendor	PO Number	Invoice #	Account Code	Description	Issue Date	Amount	
Graphics Enterprise Services	PO25-0069	7186	11000-2300-55400-0000-001752-0000-00000	Mailers	07/20/2024	\$4,355.88	
Sub Total							\$4,355.88
Voucher Number	Bank Name	Account Number	Check Number	Payee	Amount	Type	
AP25-0045	NM Bank and Trust	****6281	5667	Institute for Educational Leadership, Inc	\$2,415.00	Accounts Payable	
Vendor	PO Number	Invoice #	Account Code	Description	Issue Date	Amount	
Institute for Educational Leadership,	PO25-0219	CSxFE25 2JN72RSXVHX	27552-2200-53330-0000-001752-0000-00000	Carolina Quinones-Suarez -registration	02/11/2025	\$805.00	
Institute for Educational Leadership,	PO25-0219	CSxFE25 2JN72RSXVHX	27552-2200-53330-0000-001752-0000-00000	Kayde Solomakos - registration	02/11/2025	\$805.00	
Institute for Educational Leadership,	PO25-0219	CSxFE25 2JN72RSXVHX	27552-2200-53330-0000-001752-0000-00000	Veronica Vigil - registration	02/11/2025	\$805.00	
Sub Total							\$2,415.00
Voucher Number	Bank Name	Account Number	Check Number	Payee	Amount	Type	
AP25-0045	NM Bank and Trust	****6281	5668	National Cleaning	\$3,761.49	Accounts Payable	
Vendor	PO Number	Invoice #	Account Code	Description	Issue Date	Amount	
National Cleaning	PO25-0034	000711	11000-2600-55915-0000-001752-0000-00000	Janitorial Services (monthly)	07/01/2024	\$3,495.00	
National Cleaning	PO25-0034	000711	11000-2600-55915-0000-001752-0000-00000	NM GRT	07/01/2024	\$266.49	
Sub Total							\$3,761.49
Voucher Number	Bank Name	Account Number	Check Number	Payee	Amount	Type	



# Health Leadership High School

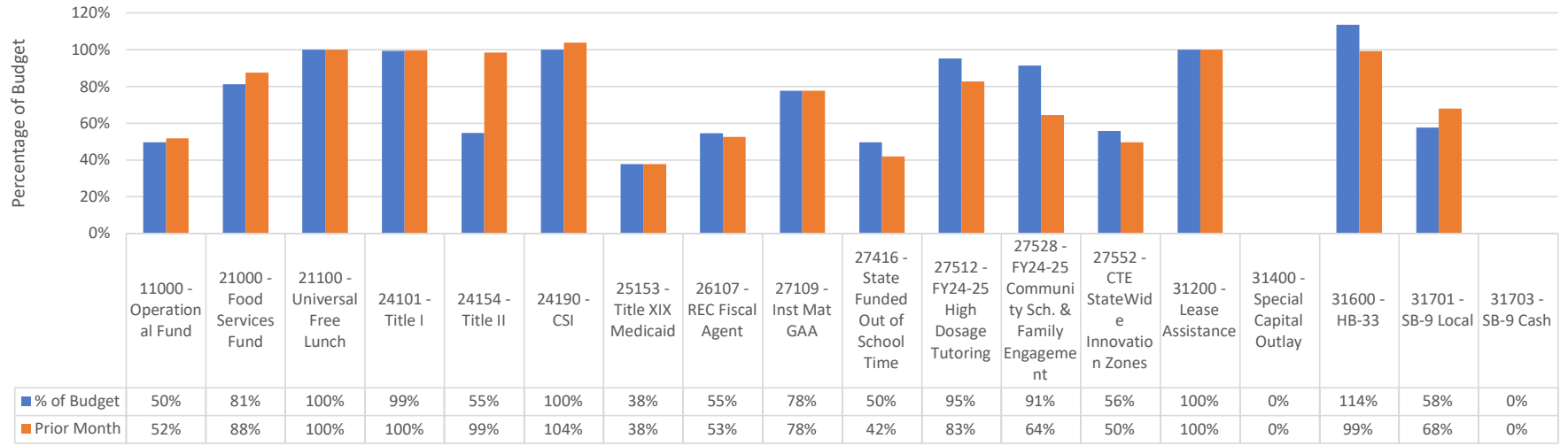
## Expenditure Analytical Review

February 28, 2025

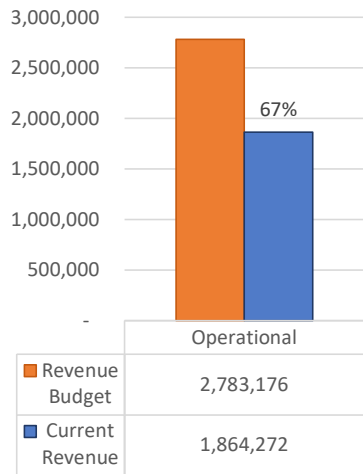




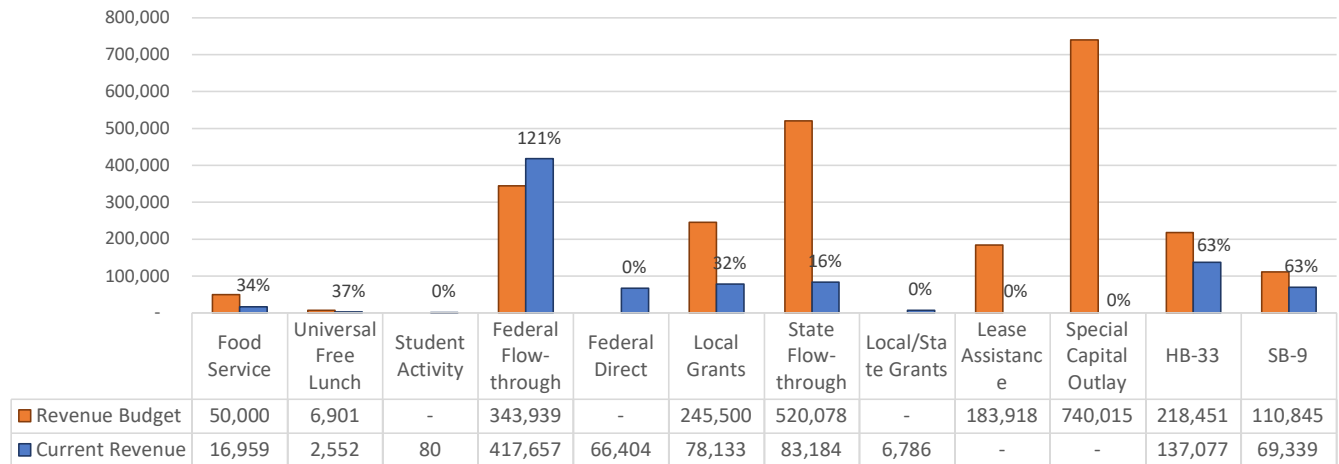
### Projected Budget Balance Used by Fund All Funds



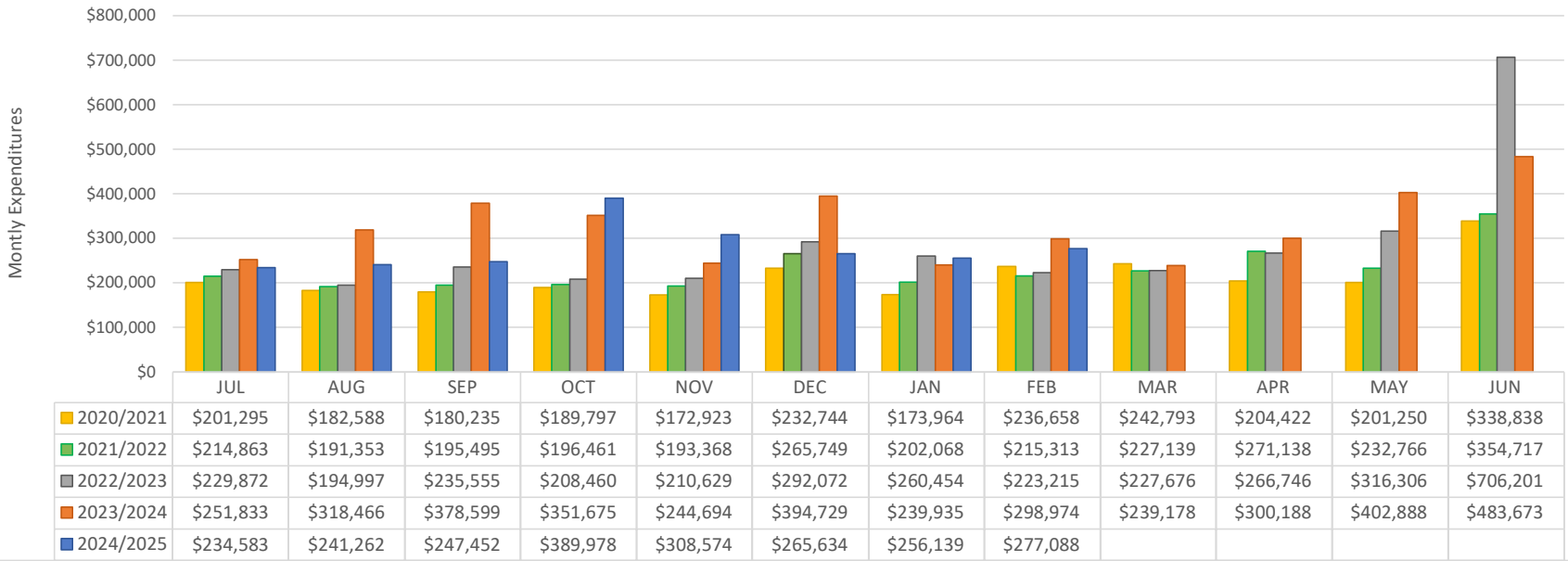
#### Operational



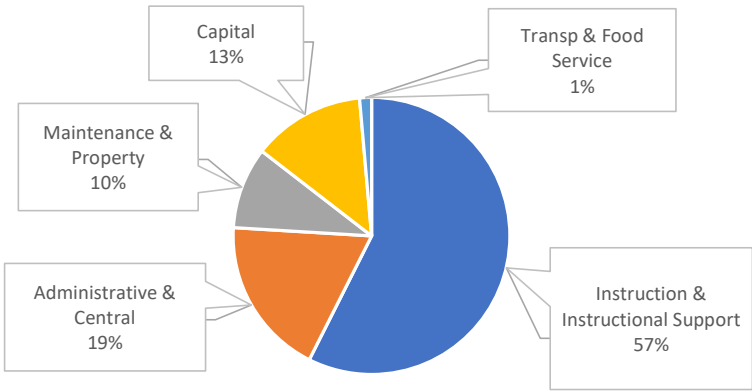
#### Current Year Revenue vs. Budgeted Revenue



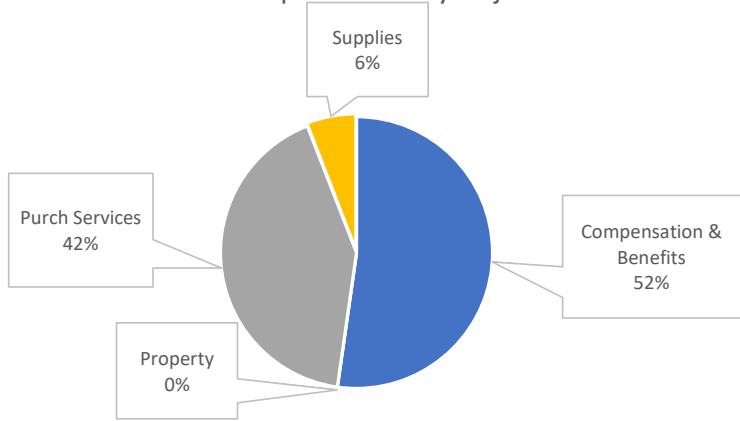
### Yearly Expenditure Comparison by Month - All Funds



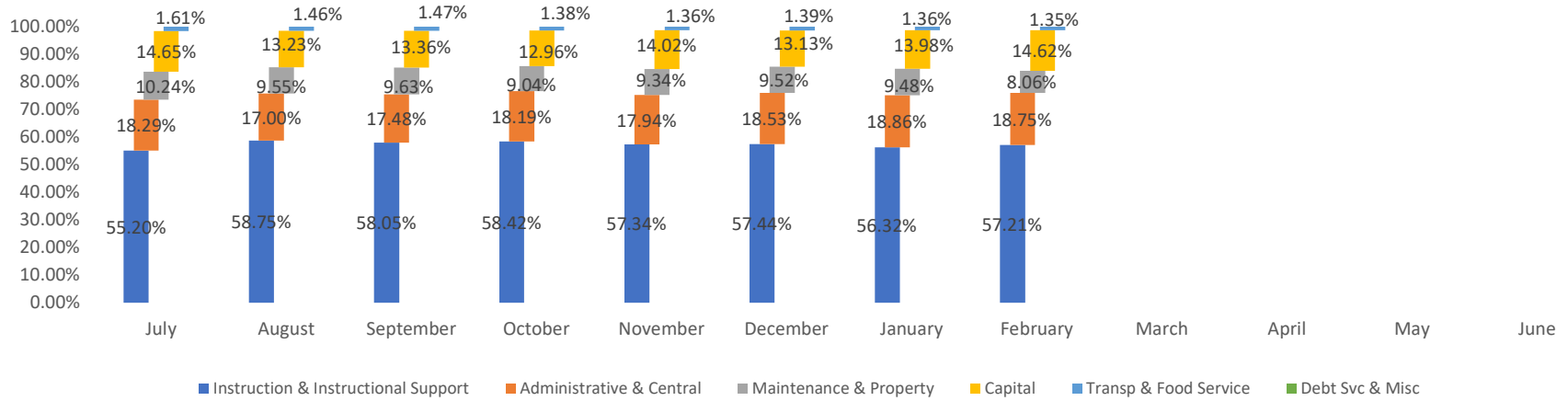
### Estimated Expenditures by Function - All Funds



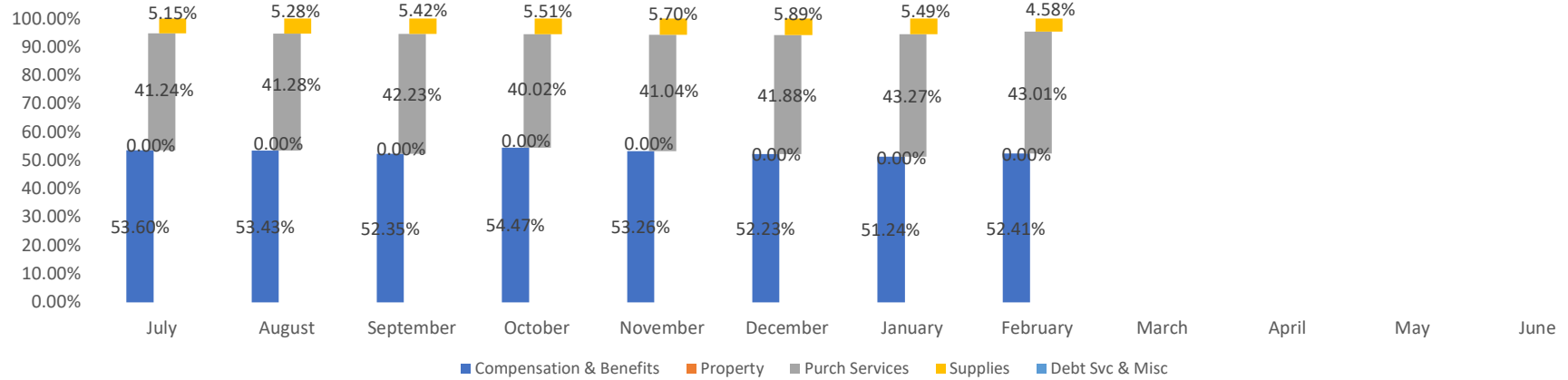
### Estimated Expenditures by Object - All Funds



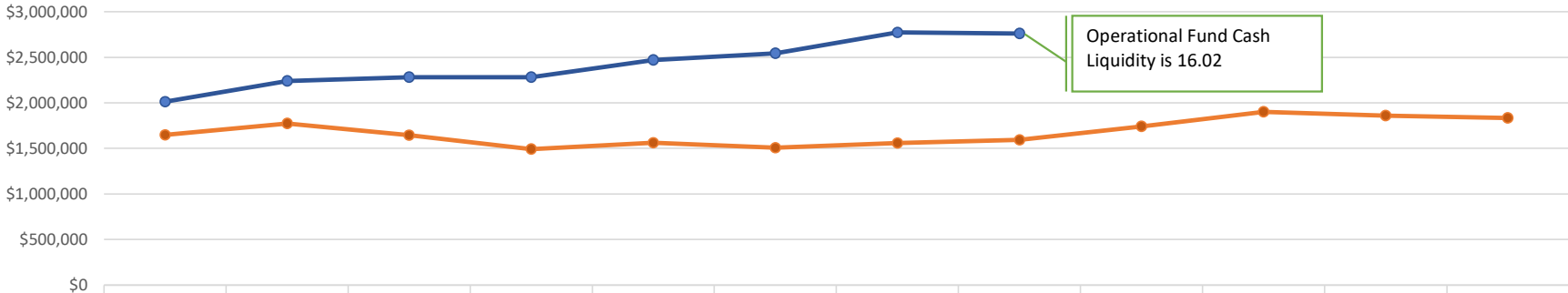
Function Code Change in Percentage by Month  
(All Funds - Exp & Encumbrance)



Object Code Change in Percentage by Month  
(All Funds - Exp & Encumbrance)



### Monthly Cash Balance All Funds



	JUL	AUG	SEP	OCT	NOV	DEC	JAN	FEB	MAR	APR	MAY	JUN
● FY2024	\$1,648,823	\$1,773,455	\$1,646,379	\$1,492,616	\$1,560,594	\$1,506,125	\$1,559,789	\$1,593,244	\$1,741,420	\$1,901,114	\$1,860,493	\$1,834,848
● FY2025	\$2,012,638	\$2,239,696	\$2,282,918	\$2,282,918	\$2,470,439	\$2,545,622	\$2,772,856	\$2,762,203				

## Health Leadership High School Financial Summary

Source	Beginning Fund			Net Dec/Inc	Fund Balance	Liabilities	Cash Balance
	Balance	Revenue	Expenditure				
11000 - Operational Fund	\$ 2,482,036.23	\$ 1,864,271.75	\$ (1,415,588.03)	\$ 448,683.72	\$ 2,930,719.95	\$ 33,628.20	\$ 2,964,348.15
14000 - Inst. Materials Fund	\$ 6,627.57	\$ -	\$ -	\$ -	\$ 6,627.57	\$ -	\$ 6,627.57
21000 - Food Services Fund	\$ 3,637.47	\$ 16,958.77	\$ (28,312.56)	\$ (11,353.79)	\$ (7,716.32)	\$ -	\$ (7,716.32)
21100 - Universal Free Lunch	\$ (4,672.90)	\$ 7,224.46	\$ (2,138.07)	\$ 5,086.39	\$ 413.49	\$ -	\$ 413.49
23000 - Non-Instruct. Fund	\$ 1,242.50	\$ 80.00	\$ -	\$ 80.00	\$ 1,322.50	\$ -	\$ 1,322.50
24101 - Title I	\$ (66,014.82)	\$ 124,583.94	\$ (93,343.18)	\$ 31,240.76	\$ (34,774.06)	\$ 5,701.41	\$ (29,072.65)
24106 - IDEA-B	\$ (42,522.59)	\$ 42,522.59	\$ (6,531.22)	\$ 35,991.37	\$ (6,531.22)	\$ 97.84	\$ (6,433.38)
24153 - Title III	\$ (1,177.41)	\$ 1,177.41	\$ -	\$ 1,177.41	\$ -	\$ -	\$ -
24154 - Title II	\$ (10,977.00)	\$ 12,304.19	\$ (2,211.16)	\$ 10,093.03	\$ (883.97)	\$ 82.48	\$ (801.49)
24174 - Carl D Perkins	\$ (10,125.00)	\$ 10,125.00	\$ -	\$ 10,125.00	\$ -	\$ -	\$ -
24190 - CSI	\$ -	\$ 8,732.64	\$ (58,291.22)	\$ (49,558.58)	\$ (49,558.58)	\$ 1,724.18	\$ (47,834.40)
24308 - CRRSA GEER	\$ -	\$ -	\$ -	\$ -	\$ -	\$ 12.94	\$ 12.94
24330 - ESSER III	\$ (192,280.59)	\$ 192,280.59	\$ -	\$ 192,280.59	\$ -	\$ 420.00	\$ 420.00
24342 - ESSR III Round 2 - 84.425U	\$ (33,842.44)	\$ 33,842.44	\$ -	\$ 33,842.44	\$ -	\$ -	\$ -
25153 - Title XIX Medicaid	\$ 23,390.19	\$ 66,404.24	\$ (7,357.40)	\$ 59,046.84	\$ 82,437.03	\$ 81.38	\$ 82,518.41
26107 - REC Fiscal Agent	\$ (74,639.48)	\$ 78,133.41	\$ (104,364.38)	\$ (26,230.97)	\$ (100,870.45)	\$ 4,331.11	\$ (96,539.34)
26121 - Kellogg Foundation	\$ 5,000.00	\$ -	\$ -	\$ -	\$ 5,000.00	\$ -	\$ 5,000.00
26186 - ABC Community	\$ (5,234.58)	\$ -	\$ -	\$ -	\$ (5,234.58)	\$ 0.00	\$ (5,234.58)
26222 - Emergency Connectivity Fund FCO	\$ (696.00)	\$ -	\$ -	\$ -	\$ (696.00)	\$ -	\$ (696.00)
27109 - Inst Mat GAA	\$ 4,186.78	\$ -	\$ (1,290.95)	\$ (1,290.95)	\$ 2,895.83	\$ -	\$ 2,895.83
27126 - Community Schools Planning Gra	\$ (17,391.48)	\$ 17,391.48	\$ (0.00)	\$ 17,391.48	\$ -	\$ 207.60	\$ 207.60
27189 - College Advisor	\$ -	\$ -	\$ -	\$ -	\$ -	\$ 22.94	\$ 22.94
27416 - State Funded Out of School Time	\$ (117,425.00)	\$ 126,633.60	\$ (17,097.83)	\$ 109,535.77	\$ (7,889.23)	\$ 736.66	\$ (7,152.57)
27502 - CTE Program	\$ (4,621.47)	\$ 4,621.47	\$ -	\$ 4,621.47	\$ -	\$ 99.75	\$ 99.75
27512 - FY24-25 High Dosage Tutoring	\$ -	\$ 5,758.25	\$ (67,410.37)	\$ (61,652.12)	\$ (61,652.12)	\$ 1,686.11	\$ (59,966.01)
27528 - FY24-25 Community Sch. & Family	\$ -	\$ 17,155.91	\$ (25,252.89)	\$ (8,096.98)	\$ (8,096.98)	\$ 845.41	\$ (7,251.57)
27552 - CTE StateWide Innovation Zones	\$ (184,182.79)	\$ 213,231.51	\$ (63,050.34)	\$ 150,181.17	\$ (34,001.62)	\$ 1,620.81	\$ (32,380.81)
29102 - Direct Grant	\$ 40,593.67	\$ 6,785.70	\$ -	\$ 6,785.70	\$ 47,379.37	\$ -	\$ 47,379.37
31200 - Lease Assistance	\$ -	\$ -	\$ (91,959.00)	\$ (91,959.00)	\$ (91,959.00)	\$ -	\$ (91,959.00)
31400 - Special Capital Outlay	\$ (57,131.78)	\$ 57,131.78	\$ -	\$ 57,131.78	\$ -	\$ -	\$ -
31600 - HB-33	\$ 48,202.80	\$ 141,621.52	\$ (215,230.42)	\$ (73,608.90)	\$ (25,406.10)	\$ -	\$ (25,406.10)
31700 - SB-9 State Match	\$ -	\$ -	\$ -	\$ -	\$ -	\$ -	\$ -
31701 - SB-9 Local	\$ 15,881.56	\$ 71,561.71	\$ (21,281.01)	\$ 50,280.70	\$ 66,162.26	\$ -	\$ 66,162.26
31703 - SB-9 Cash	\$ 3,545.18	\$ -	\$ -	\$ -	\$ 3,545.18	\$ -	\$ 3,545.18
<b>TOTAL</b>	<b>\$ 1,811,408.62</b>	<b>\$ 3,120,534.36</b>	<b>\$ (2,220,710.03)</b>	<b>\$ 899,824.33</b>	<b>\$ 2,711,232.95</b>	<b>\$ 51,298.82</b>	<b>\$ 2,762,531.77</b>

Prepaid/Receivables 329.11  
Cash Balance as of 7/31 2,762,202.66

**Cash in Bank**  
Bank Statement Ending Balance \$2,793,013.76 2,793,013.76  
Uncleared Payments \$30,811.10 30,811.10  
Uncleared Deposits  
Revised System Cash Balance 2,762,202.66

# Health Leadership High School

## Account Summary Report

Cycle: FY24-25; Begin Date: 02/01/2025; End Date: 02/28/2025; Account Type: Revenue; Subtotal Elements: Fund; Account Expression: [All]; Subtotal By Account Type: Yes; Include Unposted Transactions: No;

Created On: 3/14/2025 9:21:12 AM

Account Code	Description	Actual (Date Range)	Budget (YTD)	Actual (YTD)	Encumbrance (YTD)	Available (YTD)	% of Budget
11000-0000-41701-0000-001752-0000-00000	Operational-Fees - Activities	(\$10.00)	\$0.00	(\$185.00)	\$0.00	\$185.00	0.00
11000-0000-41920-0000-001752-0000-00000	Operational-Contributions/Donations - Private Sources (Non Categorical)	\$0.00	\$0.00	(\$2,435.59)	\$0.00	\$2,435.59	0.00
11000-0000-41921-0000-001752-0000-00000	Operational-Instructional - Categorical	\$0.00	\$0.00	(\$500.00)	\$0.00	\$500.00	0.00
11000-0000-41953-0000-001752-0000-00000	Operational-Insurance Recoveries	(\$4,551.50)	\$0.00	(\$4,551.50)	\$0.00	\$4,551.50	0.00
11000-0000-41980-0000-001752-0000-00000	Operational-Refund of Prior Year's Expenditures	\$0.00	\$0.00	(\$400.00)	\$0.00	\$400.00	0.00
11000-0000-43101-0000-001752-0000-00000	State Equalization Guarantee	(\$231,931.36)	(\$2,783,176.00)	(\$1,855,450.88)	\$0.00	(\$927,725.12)	66.66
11000-0000-46100-0000-001752-0000-00000	E Rate	\$0.00	\$0.00	(\$748.78)	\$0.00	\$748.78	0.00
<b>Subtotal of Element: Revenue</b>		<b>(\$236,492.86)</b>	<b>(\$2,783,176.00)</b>	<b>(\$1,864,271.75)</b>	<b>\$0.00</b>	<b>(\$918,904.25)</b>	<b>66.98</b>
<b>Subtotal of Element: [Fund] 11000 - Operational</b>		<b>(\$236,492.86)</b>	<b>(\$2,783,176.00)</b>	<b>(\$1,864,271.75)</b>	<b>\$0.00</b>	<b>(\$918,904.25)</b>	<b>66.98</b>
21000-0000-44500-0000-001752-0000-00000	Food Services-Restricted Grants - Federal Flow-through	(\$6,979.31)	(\$50,000.00)	(\$16,958.77)	\$0.00	(\$33,041.23)	33.91
<b>Subtotal of Element: Revenue</b>		<b>(\$6,979.31)</b>	<b>(\$50,000.00)</b>	<b>(\$16,958.77)</b>	<b>\$0.00</b>	<b>(\$33,041.23)</b>	<b>33.92</b>
<b>Subtotal of Element: [Fund] 21000 - Food Services</b>		<b>(\$6,979.31)</b>	<b>(\$50,000.00)</b>	<b>(\$16,958.77)</b>	<b>\$0.00</b>	<b>(\$33,041.23)</b>	<b>33.92</b>
21100-0000-43203-0000-001752-0000-00000	Universal Free Lunch-State Direct Grants	(\$667.62)	(\$6,901.00)	(\$7,224.46)	\$0.00	\$323.46	104.68
<b>Subtotal of Element: Revenue</b>		<b>(\$667.62)</b>	<b>(\$6,901.00)</b>	<b>(\$7,224.46)</b>	<b>\$0.00</b>	<b>\$323.46</b>	<b>104.69</b>
<b>Subtotal of Element: [Fund] 21100 - Universal Free Lunch</b>		<b>(\$667.62)</b>	<b>(\$6,901.00)</b>	<b>(\$7,224.46)</b>	<b>\$0.00</b>	<b>\$323.46</b>	<b>104.69</b>
23000-0000-41701-0000-001752-0000-60000	Non-Instructional Support-Fees - Activities	\$0.00	\$0.00	(\$80.00)	\$0.00	\$80.00	0.00
<b>Subtotal of Element: Revenue</b>		<b>\$0.00</b>	<b>\$0.00</b>	<b>(\$80.00)</b>	<b>\$0.00</b>	<b>\$80.00</b>	<b>0.00</b>
<b>Subtotal of Element: [Fund] 23000 - Non-Instructional Support</b>		<b>\$0.00</b>	<b>\$0.00</b>	<b>(\$80.00)</b>	<b>\$0.00</b>	<b>\$80.00</b>	<b>0.00</b>
24101-0000-41924-0000-001752-0000-00000	Title I - IASA-Flow-through Grants From Districts to Charter Schools	\$0.00	(\$153,063.00)	(\$124,583.94)	\$0.00	(\$28,479.06)	81.39
<b>Subtotal of Element: Revenue</b>		<b>\$0.00</b>	<b>(\$153,063.00)</b>	<b>(\$124,583.94)</b>	<b>\$0.00</b>	<b>(\$28,479.06)</b>	<b>81.39</b>
<b>Subtotal of Element: [Fund] 24101 - Title I - IASA</b>		<b>\$0.00</b>	<b>(\$153,063.00)</b>	<b>(\$124,583.94)</b>	<b>\$0.00</b>	<b>(\$28,479.06)</b>	<b>81.39</b>
24106-0000-41924-0000-001752-0000-00000	Entitlement IDEA-B-Flow-through Grants From Districts to Charter Schools	\$0.00	(\$65,710.00)	(\$42,522.59)	\$0.00	(\$23,187.41)	64.71
<b>Subtotal of Element: Revenue</b>		<b>\$0.00</b>	<b>(\$65,710.00)</b>	<b>(\$42,522.59)</b>	<b>\$0.00</b>	<b>(\$23,187.41)</b>	<b>64.71</b>
<b>Subtotal of Element: [Fund] 24106 - Entitlement IDEA-B</b>		<b>\$0.00</b>	<b>(\$65,710.00)</b>	<b>(\$42,522.59)</b>	<b>\$0.00</b>	<b>(\$23,187.41)</b>	<b>64.71</b>
24153-0000-41924-0000-001752-0000-00000	English Language Acquisition-Flow-through Grants From Districts to Charter Schools	\$0.00	(\$325.00)	(\$1,177.41)	\$0.00	\$852.41	362.28
<b>Subtotal of Element: Revenue</b>		<b>\$0.00</b>	<b>(\$325.00)</b>	<b>(\$1,177.41)</b>	<b>\$0.00</b>	<b>\$852.41</b>	<b>362.28</b>
<b>Subtotal of Element: [Fund] 24153 - English Language Acquisition</b>		<b>\$0.00</b>	<b>(\$325.00)</b>	<b>(\$1,177.41)</b>	<b>\$0.00</b>	<b>\$852.41</b>	<b>362.28</b>
24154-0000-41924-0000-001752-0000-00000	Teacher/Principal Training & Recruiting-Flow-through Grants From Districts to Charter Schools	(\$442.49)	(\$14,639.00)	(\$12,304.19)	\$0.00	(\$2,334.81)	84.05

# Health Leadership High School

## Account Summary Report

Cycle: FY24-25; Begin Date: 02/01/2025; End Date: 02/28/2025; Account Type: Revenue; Subtotal Elements: Fund; Account Expression: [All]; Subtotal By Account Type: Yes; Include Unposted Transactions: No;

Created On: 3/14/2025 9:21:12 AM

Account Code	Description	Actual (Date Range)	Budget (YTD)	Actual (YTD)	Encumbrance (YTD)	Available (YTD)	% of Budget
<b>Subtotal of Element: Revenue</b>		<b>(\$442.49)</b>	<b>(\$14,639.00)</b>	<b>(\$12,304.19)</b>	<b>\$0.00</b>	<b>(\$2,334.81)</b>	<b>84.05</b>
<b>Subtotal of Element: [Fund] 24154 - Teacher/Principal Training &amp; Recruiting</b>		<b>(\$442.49)</b>	<b>(\$14,639.00)</b>	<b>(\$12,304.19)</b>	<b>\$0.00</b>	<b>(\$2,334.81)</b>	<b>84.05</b>
24174-0000-41924-0000-001752-0000-00000	Carl D Perkins Secondary - Current-Flow-through Grants From Districts to Charter Schools	\$0.00	\$0.00	(\$10,125.00)	\$0.00	\$10,125.00	0.00
<b>Subtotal of Element: Revenue</b>		<b>\$0.00</b>	<b>\$0.00</b>	<b>(\$10,125.00)</b>	<b>\$0.00</b>	<b>\$10,125.00</b>	<b>0.00</b>
<b>Subtotal of Element: [Fund] 24174 - Carl D Perkins Secondary - Current</b>		<b>\$0.00</b>	<b>\$0.00</b>	<b>(\$10,125.00)</b>	<b>\$0.00</b>	<b>\$10,125.00</b>	<b>0.00</b>
24190-0000-41924-0000-001752-0000-00000	Comprehensive Support and Improvement (CSI)-Flow-through Grants From Districts to Charter Schools	\$0.00	(\$110,202.00)	(\$8,732.64)	\$0.00	(\$101,469.36)	7.92
<b>Subtotal of Element: Revenue</b>		<b>\$0.00</b>	<b>(\$110,202.00)</b>	<b>(\$8,732.64)</b>	<b>\$0.00</b>	<b>(\$101,469.36)</b>	<b>7.92</b>
<b>Subtotal of Element: [Fund] 24190 - Comprehensive Support and Improvement (CSI)</b>		<b>\$0.00</b>	<b>(\$110,202.00)</b>	<b>(\$8,732.64)</b>	<b>\$0.00</b>	<b>(\$101,469.36)</b>	<b>7.92</b>
24330-0000-41924-0000-001752-0000-00000	CRRSA, ESSER III-Flow-through Grants From Districts to Charter Schools	\$0.00	\$0.00	(\$192,280.59)	\$0.00	\$192,280.59	0.00
<b>Subtotal of Element: Revenue</b>		<b>\$0.00</b>	<b>\$0.00</b>	<b>(\$192,280.59)</b>	<b>\$0.00</b>	<b>\$192,280.59</b>	<b>0.00</b>
<b>Subtotal of Element: [Fund] 24330 - CRRSA, ESSER III</b>		<b>\$0.00</b>	<b>\$0.00</b>	<b>(\$192,280.59)</b>	<b>\$0.00</b>	<b>\$192,280.59</b>	<b>0.00</b>
24342-0000-41924-0000-001752-0000-00000	ESSR III Round 2-Flow-through Grants From Districts to Charter Schools	\$0.00	\$0.00	(\$33,842.44)	\$0.00	\$33,842.44	0.00
<b>Subtotal of Element: Revenue</b>		<b>\$0.00</b>	<b>\$0.00</b>	<b>(\$33,842.44)</b>	<b>\$0.00</b>	<b>\$33,842.44</b>	<b>0.00</b>
<b>Subtotal of Element: [Fund] 24342 - ESSR III Round 2</b>		<b>\$0.00</b>	<b>\$0.00</b>	<b>(\$33,842.44)</b>	<b>\$0.00</b>	<b>\$33,842.44</b>	<b>0.00</b>
25153-0000-43214-0000-001752-0000-00000	Title XIX MEDICAID 3/21 Years-Inter-Governmental Contract Revenue/REC	\$0.00	\$0.00	(\$66,404.24)	\$0.00	\$66,404.24	0.00
<b>Subtotal of Element: Revenue</b>		<b>\$0.00</b>	<b>\$0.00</b>	<b>(\$66,404.24)</b>	<b>\$0.00</b>	<b>\$66,404.24</b>	<b>0.00</b>
<b>Subtotal of Element: [Fund] 25153 - Title XIX MEDICAID 3/21 Years</b>		<b>\$0.00</b>	<b>\$0.00</b>	<b>(\$66,404.24)</b>	<b>\$0.00</b>	<b>\$66,404.24</b>	<b>0.00</b>
26107-0000-43214-0000-001752-0000-00000	REC/District Fiscal Agent-Inter-Governmental Contract Revenue/REC	(\$15,252.68)	(\$245,500.00)	(\$78,133.41)	\$0.00	(\$167,366.59)	31.82
<b>Subtotal of Element: Revenue</b>		<b>(\$15,252.68)</b>	<b>(\$245,500.00)</b>	<b>(\$78,133.41)</b>	<b>\$0.00</b>	<b>(\$167,366.59)</b>	<b>31.83</b>
<b>Subtotal of Element: [Fund] 26107 - REC/District Fiscal Agent</b>		<b>(\$15,252.68)</b>	<b>(\$245,500.00)</b>	<b>(\$78,133.41)</b>	<b>\$0.00</b>	<b>(\$167,366.59)</b>	<b>31.83</b>
27107-0000-43204-0000-001752-0000-00000	Library GO Bonds-Prior Year Balances	\$0.00	(\$4,986.00)	\$0.00	\$0.00	(\$4,986.00)	0.00
<b>Subtotal of Element: Revenue</b>		<b>\$0.00</b>	<b>(\$4,986.00)</b>	<b>\$0.00</b>	<b>\$0.00</b>	<b>(\$4,986.00)</b>	<b>0.00</b>
<b>Subtotal of Element: [Fund] 27107 - Library GO Bonds</b>		<b>\$0.00</b>	<b>(\$4,986.00)</b>	<b>\$0.00</b>	<b>\$0.00</b>	<b>(\$4,986.00)</b>	<b>0.00</b>
27126-0000-41924-0000-001752-0000-00000	Community Schools Planning Grant-Flow-through Grants From Districts to Charter Schools	\$0.00	\$0.00	(\$17,391.48)	\$0.00	\$17,391.48	0.00
<b>Subtotal of Element: Revenue</b>		<b>\$0.00</b>	<b>\$0.00</b>	<b>(\$17,391.48)</b>	<b>\$0.00</b>	<b>\$17,391.48</b>	<b>0.00</b>

# Health Leadership High School

## Account Summary Report

Cycle: FY24-25; Begin Date: 02/01/2025; End Date: 02/28/2025; Account Type: Revenue; Subtotal Elements: Fund; Account Expression: [All]; Subtotal By Account Type: Yes; Include Unposted Transactions: No;

Created On: 3/14/2025 9:21:12 AM

Account Code	Description	Actual (Date Range)	Budget (YTD)	Actual (YTD)	Encumbrance (YTD)	Available (YTD)	% of Budget
<b>Subtotal of Element: [Fund] 27126 - Community Schools Planning Grant</b>		<b>\$0.00</b>	<b>\$0.00</b>	<b>(\$17,391.48)</b>	<b>\$0.00</b>	<b>\$17,391.48</b>	<b>0.00</b>
27416-0000-43202-0000-001752-0000-00000	State funded Out of School Time Program-State Flow-through Grant	\$0.00	(\$34,443.00)	(\$9,208.60)	\$0.00	(\$25,234.40)	26.73
27416-0000-43204-0000-001752-0000-00000	State funded Out of School Time Program-Prior Year Balances	\$0.00	\$0.00	(\$117,425.00)	\$0.00	\$117,425.00	0.00
<b>Subtotal of Element: Revenue</b>		<b>\$0.00</b>	<b>(\$34,443.00)</b>	<b>(\$126,633.60)</b>	<b>\$0.00</b>	<b>\$92,190.60</b>	<b>367.66</b>
<b>Subtotal of Element: [Fund] 27416 - State funded Out of School Time Program</b>		<b>\$0.00</b>	<b>(\$34,443.00)</b>	<b>(\$126,633.60)</b>	<b>\$0.00</b>	<b>\$92,190.60</b>	<b>367.66</b>
27502-0000-43202-0000-001752-0000-00000	Next Gen Career & Technology (CTE)-State Flow-through Grant	\$0.00	(\$6,649.00)	(\$4,621.47)	\$0.00	(\$2,027.53)	69.50
<b>Subtotal of Element: Revenue</b>		<b>\$0.00</b>	<b>(\$6,649.00)</b>	<b>(\$4,621.47)</b>	<b>\$0.00</b>	<b>(\$2,027.53)</b>	<b>69.51</b>
<b>Subtotal of Element: [Fund] 27502 - Next Gen Career &amp; Technology (CTE)</b>		<b>\$0.00</b>	<b>(\$6,649.00)</b>	<b>(\$4,621.47)</b>	<b>\$0.00</b>	<b>(\$2,027.53)</b>	<b>69.51</b>
27512-0000-43202-0000-001752-0000-00000	High-Dosage Tutoring-State Flow-through Grant	\$0.00	(\$120,000.00)	(\$5,758.25)	\$0.00	(\$114,241.75)	4.79
<b>Subtotal of Element: Revenue</b>		<b>\$0.00</b>	<b>(\$120,000.00)</b>	<b>(\$5,758.25)</b>	<b>\$0.00</b>	<b>(\$114,241.75)</b>	<b>4.80</b>
<b>Subtotal of Element: [Fund] 27512 - High-Dosage Tutoring</b>		<b>\$0.00</b>	<b>(\$120,000.00)</b>	<b>(\$5,758.25)</b>	<b>\$0.00</b>	<b>(\$114,241.75)</b>	<b>4.80</b>
27528-0000-43202-0000-001752-0000-00000	Community School and Family Engagement-State Flow-through Grant	\$0.00	(\$105,000.00)	(\$17,155.91)	\$0.00	(\$87,844.09)	16.33
<b>Subtotal of Element: Revenue</b>		<b>\$0.00</b>	<b>(\$105,000.00)</b>	<b>(\$17,155.91)</b>	<b>\$0.00</b>	<b>(\$87,844.09)</b>	<b>16.34</b>
<b>Subtotal of Element: [Fund] 27528 - Community School and Family Engagement</b>		<b>\$0.00</b>	<b>(\$105,000.00)</b>	<b>(\$17,155.91)</b>	<b>\$0.00</b>	<b>(\$87,844.09)</b>	<b>16.34</b>
27552-0000-43202-0000-001752-0000-00000	CTE State Wide Innovation Zones-State Flow-through Grant	\$0.00	(\$249,000.00)	(\$29,048.72)	\$0.00	(\$219,951.28)	11.66
27552-0000-43204-0000-001752-0000-00000	CTE State Wide Innovation Zones-Prior Year Balances	\$0.00	\$0.00	(\$184,182.79)	\$0.00	\$184,182.79	0.00
<b>Subtotal of Element: Revenue</b>		<b>\$0.00</b>	<b>(\$249,000.00)</b>	<b>(\$213,231.51)</b>	<b>\$0.00</b>	<b>(\$35,768.49)</b>	<b>85.64</b>
<b>Subtotal of Element: [Fund] 27552 - CTE State Wide Innovation Zones</b>		<b>\$0.00</b>	<b>(\$249,000.00)</b>	<b>(\$213,231.51)</b>	<b>\$0.00</b>	<b>(\$35,768.49)</b>	<b>85.64</b>
29102-0000-41920-0000-001752-0000-00000	Private Dir Grants (Categorical)-Contributions/Donations - Private Sources (Non Categorical)	\$0.00	\$0.00	(\$5,000.00)	\$0.00	\$5,000.00	0.00
29102-0000-41920-0000-001752-0000-61008	Private Dir Grants (Categorical)-Contributions/Donations - Private Sources (Non Categorical)	\$0.00	\$0.00	(\$1,785.70)	\$0.00	\$1,785.70	0.00
<b>Subtotal of Element: Revenue</b>		<b>\$0.00</b>	<b>\$0.00</b>	<b>(\$6,785.70)</b>	<b>\$0.00</b>	<b>\$6,785.70</b>	<b>0.00</b>
<b>Subtotal of Element: [Fund] 29102 - Private Dir Grants (Categorical)</b>		<b>\$0.00</b>	<b>\$0.00</b>	<b>(\$6,785.70)</b>	<b>\$0.00</b>	<b>\$6,785.70</b>	<b>0.00</b>
31200-0000-43209-0000-001752-0000-00000	Public School Capital Outlay-PSCOC Awards	\$0.00	(\$183,918.00)	\$0.00	\$0.00	(\$183,918.00)	0.00
<b>Subtotal of Element: Revenue</b>		<b>\$0.00</b>	<b>(\$183,918.00)</b>	<b>\$0.00</b>	<b>\$0.00</b>	<b>(\$183,918.00)</b>	<b>0.00</b>



# Health Leadership High School

## Account Summary Report

Cycle: FY24-25; Begin Date: 02/01/2025; End Date: 02/28/2025; Account Type: Revenue; Subtotal Elements: Fund; Account Expression: [All]; Subtotal By Account Type: Yes; Include Unposted Transactions: No;

Created On: 3/14/2025 9:21:12 AM

Account Code	Description	Actual (Date Range)	Budget (YTD)	Actual (YTD)	Encumbrance (YTD)	Available (YTD)	% of Budget
<b>Subtotal of Element: [Fund] 31200 - Public School Capital Outlay</b>		<b>\$0.00</b>	<b>(\$183,918.00)</b>	<b>\$0.00</b>	<b>\$0.00</b>	<b>(\$183,918.00)</b>	<b>0.00</b>
31400-0000-43202-0000-001752-0000-00000	Special Capital Outlay-State-State Flow-through Grant	\$0.00	(\$500,000.00)	\$0.00	\$0.00	(\$500,000.00)	0.00
31400-0000-43204-0000-001752-0000-00000	Special Capital Outlay-State-Prior Year Balances	\$0.00	(\$240,015.00)	(\$57,131.78)	\$0.00	(\$182,883.22)	23.80
<b>Subtotal of Element: Revenue</b>		<b>\$0.00</b>	<b>(\$740,015.00)</b>	<b>(\$57,131.78)</b>	<b>\$0.00</b>	<b>(\$682,883.22)</b>	<b>7.72</b>
<b>Subtotal of Element: [Fund] 31400 - Special Capital Outlay-State</b>		<b>\$0.00</b>	<b>(\$740,015.00)</b>	<b>(\$57,131.78)</b>	<b>\$0.00</b>	<b>(\$682,883.22)</b>	<b>7.72</b>
31600-0000-41110-0000-001752-0000-00000	Capital Improvements HB-33-Ad Valorem Taxes - School District	(\$3,071.74)	(\$218,451.00)	(\$141,621.52)	\$0.00	(\$76,829.48)	64.82
<b>Subtotal of Element: Revenue</b>		<b>(\$3,071.74)</b>	<b>(\$218,451.00)</b>	<b>(\$141,621.52)</b>	<b>\$0.00</b>	<b>(\$76,829.48)</b>	<b>64.83</b>
<b>Subtotal of Element: [Fund] 31600 - Capital Improvements HB-33</b>		<b>(\$3,071.74)</b>	<b>(\$218,451.00)</b>	<b>(\$141,621.52)</b>	<b>\$0.00</b>	<b>(\$76,829.48)</b>	<b>64.83</b>
31701-0000-41110-0000-001752-0000-00000	Capital Improvements SB-9 Local-Ad Valorem Taxes - School District	(\$1,532.73)	(\$110,845.00)	(\$71,561.71)	\$0.00	(\$39,283.29)	64.56
<b>Subtotal of Element: Revenue</b>		<b>(\$1,532.73)</b>	<b>(\$110,845.00)</b>	<b>(\$71,561.71)</b>	<b>\$0.00</b>	<b>(\$39,283.29)</b>	<b>64.56</b>
<b>Subtotal of Element: [Fund] 31701 - Capital Improvements SB-9 Local</b>		<b>(\$1,532.73)</b>	<b>(\$110,845.00)</b>	<b>(\$71,561.71)</b>	<b>\$0.00</b>	<b>(\$39,283.29)</b>	<b>64.56</b>
<b>Grand Total</b>		<b>(\$264,439.43)</b>	<b>(\$5,202,823.00)</b>	<b>(\$3,120,534.36)</b>	<b>\$0.00</b>	<b>(\$2,082,288.64)</b>	<b>59.98</b>

# Health Leadership High School

## Account Summary Report

Cycle: FY24-25; Begin Date: 02/01/2025; End Date: 02/28/2025; Account Type: Expenditure; Subtotal Elements: Fund,Function; Account Expression: [ALL]; Subtotal By Account Type: Yes; Include Unposted

Transactions: No; Created On: 3/13/2025 9:29:35 AM

Account Code	Description	Actual (Date Range)	Budget (YTD)	Actual (YTD)	Encumbrance (YTD)	Available (YTD)	% of Budget
11000-1000-51100-0000-001752-1611-00000	Operational-Salaries Expense	\$301.21	\$10,000.00	\$19,654.91	\$0.00	(\$9,654.91)	196.54
11000-1000-51100-0000-001752-1612-00000	Operational-Salaries Expense	(\$2,914.52)	\$39,346.00	\$0.00	\$0.00	\$39,346.00	0.00
11000-1000-51100-1010-001752-1411-00000	Salaries Expense: Teachers-Grades 1-12	\$12,671.55	\$363,286.00	\$119,261.07	\$89,789.67	\$154,235.26	32.82
11000-1000-51100-1010-001752-1711-00000	Operational-Salaries Expense	(\$1,363.24)	\$55,153.00	\$4,998.86	\$2,033.13	\$48,121.01	9.06
11000-1000-51100-2000-001752-1412-00000	Salaries Expense: Teachers- Special Education	\$4,452.14	\$147,851.00	\$35,617.12	\$24,486.88	\$87,747.00	24.08
11000-1000-51100-3000-001752-1415-00000	Operational-Salaries Expense	\$420.00	\$0.00	\$1,350.00	\$1,193.80	(\$2,543.80)	0.00
11000-1000-51300-0000-001752-1611-00000	Operational-Additional Compensation	\$0.00	\$0.00	\$788.12	\$0.00	(\$788.12)	0.00
11000-1000-51300-1010-001752-1411-00000	Operational-Additional Compensation	\$0.00	\$1,000.00	\$0.00	\$0.00	\$1,000.00	0.00
11000-1000-51300-9000-001752-1618-00000	Operational-Additional Compensation	\$0.00	\$7,000.00	\$0.00	\$0.00	\$7,000.00	0.00
11000-1000-52111-0000-001752-1611-00000	Operational-Educational Retirement	\$4.50	\$1,815.00	\$3,500.35	\$0.00	(\$1,685.35)	192.85
11000-1000-52111-0000-001752-1612-00000	Operational-Educational Retirement	(\$528.98)	\$7,142.00	\$0.00	\$0.00	\$7,142.00	0.00
11000-1000-52111-1010-001752-1411-00000	Operational-Educational Retirement	\$2,299.86	\$57,295.00	\$21,645.90	\$16,180.65	\$19,468.45	37.77
11000-1000-52111-1010-001752-1711-00000	Operational-Educational Retirement	(\$247.43)	\$10,012.00	\$907.32	\$388.06	\$8,716.62	9.06
11000-1000-52111-2000-001752-1412-00000	Operational-Educational Retirement	\$808.06	\$26,836.00	\$6,464.48	\$3,397.09	\$16,974.43	24.08
11000-1000-52111-9000-001752-1618-00000	Operational-Educational Retirement	\$0.00	\$1,271.00	\$0.00	\$0.00	\$1,271.00	0.00
11000-1000-52112-0000-001752-1611-00000	Operational-ERA - Retiree Health	\$0.50	\$200.00	\$385.72	\$0.00	(\$185.72)	192.86
11000-1000-52112-0000-001752-1612-00000	Operational-ERA - Retiree Health	(\$58.30)	\$787.00	\$0.00	\$0.00	\$787.00	0.00
11000-1000-52112-1010-001752-1411-00000	Operational-ERA - Retiree Health	\$253.45	\$6,316.00	\$2,385.19	\$1,783.03	\$2,147.78	37.76
11000-1000-52112-1010-001752-1711-00000	Operational-ERA - Retiree Health	(\$27.26)	\$1,104.00	\$100.00	\$42.79	\$961.21	9.05
11000-1000-52112-2000-001752-1412-00000	Operational-ERA - Retiree Health	\$89.04	\$2,959.00	\$712.32	\$374.29	\$1,872.39	24.07
11000-1000-52112-9000-001752-1618-00000	Operational-ERA - Retiree Health	\$0.00	\$140.00	\$0.00	\$0.00	\$140.00	0.00
11000-1000-52210-0000-001752-1611-00000	Operational-FICA Payments	\$18.68	\$620.00	\$1,267.44	\$0.00	(\$647.44)	204.42
11000-1000-52210-0000-001752-1612-00000	Operational-FICA Payments	(\$180.28)	\$2,440.00	\$0.00	\$0.00	\$2,440.00	0.00
11000-1000-52210-1010-001752-1411-00000	Operational-FICA Payments	\$735.60	\$19,573.00	\$7,044.26	\$4,775.35	\$7,753.39	35.98
11000-1000-52210-1010-001752-1711-00000	Operational-FICA Payments	(\$84.58)	\$3,422.00	\$309.50	\$132.22	\$2,980.28	9.04
11000-1000-52210-2000-001752-1412-00000	Operational-FICA Payments	\$276.04	\$9,169.00	\$2,208.32	\$1,160.39	\$5,800.29	24.08
11000-1000-52210-3000-001752-1415-00000	Operational-FICA Payments	\$26.04	\$0.00	\$83.70	\$35.34	(\$119.04)	0.00
11000-1000-52210-9000-001752-1618-00000	Operational-FICA Payments	\$0.00	\$434.00	\$0.00	\$0.00	\$434.00	0.00
11000-1000-52220-0000-001752-1611-00000	Operational-Medicare Payments	\$4.36	\$145.00	\$296.39	\$0.00	(\$151.39)	204.40
11000-1000-52220-0000-001752-1612-00000	Operational-Medicare Payments	(\$42.16)	\$571.00	\$0.00	\$0.00	\$571.00	0.00
11000-1000-52220-1010-001752-1411-00000	Operational-Medicare Payments	\$172.05	\$4,582.00	\$1,647.39	\$1,116.86	\$1,817.75	35.95
11000-1000-52220-1010-001752-1711-00000	Operational-Medicare Payments	(\$19.79)	\$801.00	\$72.34	\$30.89	\$697.77	9.03

# Health Leadership High School

## Account Summary Report

Cycle: FY24-25; Begin Date: 02/01/2025; End Date: 02/28/2025; Account Type: Expenditure; Subtotal Elements: Fund,Function; Account Expression: [All]; Subtotal By Account Type: Yes; Include Unposted

Transactions: No; Created On: 3/13/2025 9:29:35 AM

Account Code	Description	Actual (Date Range)	Budget (YTD)	Actual (YTD)	Encumbrance (YTD)	Available (YTD)	% of Budget
11000-1000-52220-2000-001752-1412-00000	Operational-Medicare Payments	\$64.56	\$2,146.00	\$516.48	\$271.38	\$1,358.14	24.06
11000-1000-52220-3000-001752-1415-00000	Operational-Medicare Payments	\$6.10	\$0.00	\$19.60	\$8.18	(\$27.78)	0.00
11000-1000-52220-9000-001752-1618-00000	Operational-Medicare Payments	\$0.00	\$102.00	\$0.00	\$0.00	\$102.00	0.00
11000-1000-52311-0000-001752-1611-00000	Operational-Health and Medical Premiums	\$0.00	\$12,583.00	\$0.00	\$0.00	\$12,583.00	0.00
11000-1000-52311-1010-001752-1411-00000	Operational-Health and Medical Premiums	\$1,170.83	\$41,684.00	\$9,082.37	\$7,208.30	\$25,393.33	21.78
11000-1000-52311-2000-001752-1412-00000	Operational-Health and Medical Premiums	\$0.00	\$11,011.00	\$922.70	\$0.00	\$10,088.30	8.37
11000-1000-52312-0000-001752-1611-00000	Operational-Life	\$0.00	\$57.00	\$12.42	\$0.00	\$44.58	21.78
11000-1000-52312-0000-001752-1612-00000	Operational-Life	(\$5.76)	\$57.00	\$0.00	\$0.00	\$57.00	0.00
11000-1000-52312-1010-001752-1411-00000	Operational-Life	\$11.70	\$345.00	\$115.11	\$77.22	\$152.67	33.36
11000-1000-52312-1010-001752-1711-00000	Operational-Life	(\$4.90)	\$104.00	\$40.09	\$4.30	\$59.61	38.54
11000-1000-52312-2000-001752-1412-00000	Operational-Life	\$3.94	\$125.00	\$39.96	\$31.68	\$53.36	31.96
11000-1000-52313-0000-001752-1611-00000	Operational-Dental	\$0.00	\$411.00	\$0.00	\$0.00	\$411.00	0.00
11000-1000-52313-0000-001752-1612-00000	Operational-Dental	(\$22.47)	\$0.00	(\$0.05)	\$0.00	\$0.05	0.00
11000-1000-52313-1010-001752-1411-00000	Operational-Dental	\$32.60	\$1,365.00	\$266.05	\$209.31	\$889.64	19.49
11000-1000-52313-1010-001752-1711-00000	Operational-Dental	\$3.36	\$0.00	\$25.46	\$16.80	(\$42.26)	0.00
11000-1000-52313-2000-001752-1412-00000	Operational-Dental	\$0.00	\$361.00	\$28.60	\$0.00	\$332.40	7.92
11000-1000-52314-0000-001752-1611-00000	Operational-Vision	\$0.00	\$136.00	\$0.00	\$0.00	\$136.00	0.00
11000-1000-52314-0000-001752-1612-00000	Operational-Vision	(\$5.19)	\$0.00	(\$0.06)	\$0.00	\$0.06	0.00
11000-1000-52314-1010-001752-1411-00000	Operational-Vision	\$6.60	\$451.00	\$54.89	\$43.67	\$352.44	12.17
11000-1000-52314-1010-001752-1711-00000	Operational-Vision	\$0.78	\$0.00	\$3.21	\$3.90	(\$7.11)	0.00
11000-1000-52314-2000-001752-1412-00000	Operational-Vision	\$0.00	\$119.00	\$6.26	\$0.00	\$112.74	5.26
11000-1000-52315-0000-001752-1611-00000	Operational-Disability	\$0.00	\$384.00	\$0.00	\$0.00	\$384.00	0.00
11000-1000-52315-1010-001752-1411-00000	Operational-Disability	\$11.51	\$1,272.00	\$54.59	\$57.63	\$1,159.78	4.29
11000-1000-52315-1010-001752-1711-00000	Operational-Disability	(\$6.88)	\$0.00	\$22.61	\$6.30	(\$28.91)	0.00
11000-1000-52315-2000-001752-1412-00000	Operational-Disability	\$0.00	\$336.00	\$23.18	\$0.00	\$312.82	6.89
11000-1000-52500-0000-001752-1611-00000	Operational-Unemployment Compensation	\$1.00	\$125.00	\$67.34	\$0.00	\$57.66	53.87
11000-1000-52500-0000-001752-1612-00000	Operational-Unemployment Compensation	(\$9.62)	\$125.00	\$0.00	\$0.00	\$125.00	0.00
11000-1000-52500-1010-001752-1411-00000	Operational-Unemployment Compensation	\$41.82	\$755.00	\$320.49	\$247.11	\$187.40	42.44
11000-1000-52500-1010-001752-1711-00000	Operational-Unemployment Compensation	(\$4.50)	\$228.00	\$16.32	\$6.97	\$204.71	7.15
11000-1000-52500-2000-001752-1412-00000	Operational-Unemployment Compensation	\$14.68	\$271.00	\$107.21	\$66.64	\$97.15	39.56
11000-1000-52500-3000-001752-1415-00000	Operational-Unemployment Compensation	\$1.38	\$0.00	\$4.45	\$3.24	(\$7.69)	0.00
11000-1000-52710-0000-001752-1611-00000	Operational-Workers Compensation Premium	\$0.00	\$163.00	\$163.00	\$0.00	\$0.00	100.00

# Health Leadership High School

## Account Summary Report

Cycle: FY24-25; Begin Date: 02/01/2025; End Date: 02/28/2025; Account Type: Expenditure; Subtotal Elements: Fund,Function; Account Expression: [All]; Subtotal By Account Type: Yes; Include Unposted

Transactions: No; Created On: 3/13/2025 9:29:35 AM

Account Code	Description	Actual (Date Range)	Budget (YTD)	Actual (YTD)	Encumbrance (YTD)	Available (YTD)	% of Budget
11000-1000-52710-0000-001752-1612-00000	Operational-Workers Compensation Premium	\$0.00	\$641.00	\$641.00	\$0.00	\$0.00	100.00
11000-1000-52710-1010-001752-1411-00000	Operational-Workers Compensation Premium	\$0.00	\$5,107.00	\$6,403.00	\$0.00	(\$1,296.00)	125.37
11000-1000-52710-1010-001752-1711-00000	Operational-Workers Compensation Premium	\$0.00	\$1,563.00	\$1,563.00	\$0.00	\$0.00	100.00
11000-1000-52710-2000-001752-1412-00000	Operational-Workers Compensation Premium	\$0.00	\$2,765.00	\$3,233.00	\$0.00	(\$468.00)	116.92
11000-1000-52720-0000-001752-1611-00000	Operational-Workers Compensation Employer's Fee	\$0.00	\$10.00	\$6.90	\$0.00	\$3.10	69.00
11000-1000-52720-0000-001752-1612-00000	Operational-Workers Compensation Employer's Fee	(\$2.30)	\$10.00	\$0.00	\$0.00	\$10.00	0.00
11000-1000-52720-1010-001752-1411-00000	Operational-Workers Compensation Employer's Fee	(\$1.15)	\$61.00	\$50.64	\$16.24	(\$5.88)	83.01
11000-1000-52720-1010-001752-1711-00000	Operational-Workers Compensation Employer's Fee	(\$2.30)	\$19.00	\$0.70	\$0.70	\$17.60	3.68
11000-1000-52720-2000-001752-1412-00000	Operational-Workers Compensation Employer's Fee	\$0.00	\$22.00	\$3.14	\$4.60	\$14.26	14.27
11000-1000-52720-3000-001752-1415-00000	Operational-Workers Compensation Employer's Fee	\$0.00	\$0.00	\$2.30	\$6.90	(\$9.20)	0.00
11000-1000-53330-1010-001752-0000-00000	Operational-Professional Development	\$199.04	\$0.00	\$952.48	\$173.81	(\$1,126.29)	0.00
11000-1000-53711-1010-001752-0000-00000	Operational-Other Charges	\$0.00	\$4,750.00	\$175.00	\$4,000.00	\$575.00	3.68
11000-1000-53711-9000-001752-0000-00000	Operational-Other Charges	\$775.00	\$3,573.00	\$875.00	\$2,798.00	(\$100.00)	24.48
11000-1000-53711-9000-001752-0000-60003	Operational-Other Charges	\$0.00	\$0.00	\$0.00	\$810.62	(\$810.62)	0.00
11000-1000-54630-1010-001752-0000-00000	Rental - Computers and Related Equipment	\$555.47	\$3,420.00	\$2,085.11	\$24.15	\$1,310.74	60.96
11000-1000-55817-1010-001752-0000-00000	Operational-Student Travel	\$0.00	\$6,000.00	\$200.00	\$0.00	\$5,800.00	3.33
11000-1000-55817-9000-001752-0000-00000	Operational-Student Travel	\$0.00	\$0.00	\$0.00	\$350.00	(\$350.00)	0.00
11000-1000-55819-1010-001752-0000-00000	Operational-Employee Travel - Teachers	\$0.00	\$0.00	\$189.96	\$0.00	(\$189.96)	0.00
11000-1000-55915-1010-001752-0000-00000	Operational-Other Contract Services	\$23.68	\$8,715.00	\$516.35	\$1,682.63	\$6,516.02	5.92
11000-1000-56110-1010-001752-0000-00000	Operational-Instructional Materials - Dual Credit	\$0.00	\$5,000.00	\$71.98	\$0.00	\$4,928.02	1.43
11000-1000-56112-1010-001752-0000-00000	Operational-Other Textbooks	\$0.00	\$10,000.00	\$0.00	\$0.00	\$10,000.00	0.00
11000-1000-56113-1010-001752-0000-00000	Operational-Software	\$0.00	\$26,390.00	\$1,119.82	\$1,126.00	\$24,144.18	4.24
11000-1000-56118-1010-001752-0000-00000	Operational-General Supplies and Materials	\$525.57	\$25,000.00	\$9,809.04	\$9,022.10	\$6,168.86	39.23
11000-1000-56118-1010-001752-0000-60003	Operational-General Supplies and Materials	\$0.00	\$0.00	\$2,700.56	\$0.00	(\$2,700.56)	0.00
11000-1000-56118-9000-001752-0000-00000	Operational-General Supplies and Materials	\$0.00	\$4,000.00	\$0.00	\$0.00	\$4,000.00	0.00
11000-1000-56119-1010-001752-0000-00000	Operational-Supply Assets (\$5,000 or Less)	\$0.00	\$2,500.00	\$514.47	\$0.00	\$1,985.53	20.57
11000-1000-57331-1010-001752-0000-00000	Operational-Fixed Assets (More Than \$5,000)	\$0.00	\$50,000.00	\$0.00	\$0.00	\$50,000.00	0.00
<b>Subtotal of Element: Expenditure</b>		<b>\$20,451.09</b>	<b>\$1,015,532.00</b>	<b>\$273,726.43</b>	<b>\$175,198.82</b>	<b>\$566,606.75</b>	<b>26.95</b>
<b>Subtotal of Element: [Function] 1000 - Instruction</b>		<b>\$20,451.09</b>	<b>\$1,015,532.00</b>	<b>\$273,726.43</b>	<b>\$175,198.82</b>	<b>\$566,606.75</b>	<b>26.95</b>
11000-2100-51100-0000-001752-1211-00000	Salaries Expense: Coordinator/Subject Matter Specialist	\$19,538.80	\$319,298.00	\$163,717.80	\$100,056.20	\$55,524.00	51.27
11000-2100-51100-0000-001752-1216-00000	Operational-Salaries Expense	\$0.00	\$0.00	\$457.76	\$0.00	(\$457.76)	0.00

# Health Leadership High School

## Account Summary Report

Cycle: FY24-25; Begin Date: 02/01/2025; End Date: 02/28/2025; Account Type: Expenditure; Subtotal Elements: Fund,Function; Account Expression: [All]; Subtotal By Account Type: Yes; Include Unposted

Transactions: No; Created On: 3/13/2025 9:29:35 AM

Account Code	Description	Actual (Date Range)	Budget (YTD)	Actual (YTD)	Encumbrance (YTD)	Available (YTD)	% of Budget
11000-2100-51100-0000-001752-1217-00000	Salaries Expense: Secretarial/Clerical/Technical Assistants	\$4,120.00	\$55,620.00	\$35,020.00	\$20,600.00	\$0.00	62.96
11000-2100-51100-0000-001752-1218-00000	Operational-Salaries Expense	\$3,457.20	\$74,675.00	\$25,883.60	\$19,014.60	\$29,776.80	34.66
11000-2100-51100-2000-001752-1214-00000	Operational-Salaries Expense	\$0.00	\$60,049.00	\$26,286.33	\$0.00	\$33,762.67	43.77
11000-2100-51100-4025-001752-1214-00000	Operational-Salaries Expense	\$0.00	\$27,072.00	\$0.00	\$0.00	\$27,072.00	0.00
11000-2100-51300-0000-001752-1211-00000	Operational-Additional Compensation	\$0.00	\$4,000.00	\$0.00	\$0.00	\$4,000.00	0.00
11000-2100-51300-0000-001752-1216-00000	Operational-Additional Compensation	\$0.00	\$2,000.00	\$0.00	\$0.00	\$2,000.00	0.00
11000-2100-51300-2000-001752-1214-00000	Operational-Additional Compensation	\$0.00	\$2,000.00	\$0.00	\$0.00	\$2,000.00	0.00
11000-2100-52111-0000-001752-1211-00000	Operational-Educational Retirement	\$3,546.28	\$58,680.00	\$29,714.68	\$18,160.20	\$10,805.12	50.63
11000-2100-52111-0000-001752-1216-00000	Operational-Educational Retirement	\$0.00	\$363.00	\$83.08	\$0.00	\$279.92	22.88
11000-2100-52111-0000-001752-1217-00000	Operational-Educational Retirement	\$747.78	\$10,096.00	\$6,356.13	\$3,657.34	\$82.53	62.95
11000-2100-52111-0000-001752-1218-00000	Operational-Educational Retirement	\$627.48	\$13,554.00	\$4,697.87	\$3,451.14	\$5,404.99	34.66
11000-2100-52111-2000-001752-1214-00000	Operational-Educational Retirement	\$0.00	\$11,262.00	\$4,771.49	\$0.00	\$6,490.51	42.36
11000-2100-52111-4025-001752-1214-00000	Operational-Educational Retirement	\$0.00	\$4,914.00	\$0.00	\$0.00	\$4,914.00	0.00
11000-2100-52112-0000-001752-1211-00000	Operational-ERA - Retiree Health	\$390.76	\$6,468.00	\$3,274.22	\$2,001.31	\$1,192.47	50.62
11000-2100-52112-0000-001752-1216-00000	Operational-ERA - Retiree Health	\$0.00	\$40.00	\$9.16	\$0.00	\$30.84	22.90
11000-2100-52112-0000-001752-1217-00000	Operational-ERA - Retiree Health	\$82.40	\$1,113.00	\$700.40	\$402.94	\$9.66	62.92
11000-2100-52112-0000-001752-1218-00000	Operational-ERA - Retiree Health	\$69.14	\$1,494.00	\$517.65	\$380.27	\$596.08	34.64
11000-2100-52112-2000-001752-1214-00000	Operational-ERA - Retiree Health	\$0.00	\$1,241.00	\$525.85	\$0.00	\$715.15	42.37
11000-2100-52112-4025-001752-1214-00000	Operational-ERA - Retiree Health	\$0.00	\$542.00	\$0.00	\$0.00	\$542.00	0.00
11000-2100-52210-0000-001752-1211-00000	Operational-FICA Payments	\$1,109.36	\$20,046.00	\$9,365.87	\$5,694.26	\$4,985.87	46.72
11000-2100-52210-0000-001752-1216-00000	Operational-FICA Payments	\$0.00	\$124.00	\$28.40	\$0.00	\$95.60	22.90
11000-2100-52210-0000-001752-1217-00000	Operational-FICA Payments	\$255.44	\$3,449.00	\$2,171.20	\$1,249.42	\$28.38	62.95
11000-2100-52210-0000-001752-1218-00000	Operational-FICA Payments	\$214.34	\$4,630.00	\$1,604.73	\$1,178.87	\$1,846.40	34.65
11000-2100-52210-2000-001752-1214-00000	Operational-FICA Payments	\$0.00	\$3,848.00	\$1,502.05	\$0.00	\$2,345.95	39.03
11000-2100-52210-4025-001752-1214-00000	Operational-FICA Payments	\$0.00	\$1,679.00	\$0.00	\$0.00	\$1,679.00	0.00
11000-2100-52220-0000-001752-1211-00000	Operational-Medicare Payments	\$259.44	\$4,689.00	\$2,190.37	\$1,331.74	\$1,166.89	46.71
11000-2100-52220-0000-001752-1216-00000	Operational-Medicare Payments	\$0.00	\$29.00	\$6.64	\$0.00	\$22.36	22.89
11000-2100-52220-0000-001752-1217-00000	Operational-Medicare Payments	\$59.74	\$807.00	\$507.79	\$292.12	\$7.09	62.92
11000-2100-52220-0000-001752-1218-00000	Operational-Medicare Payments	\$50.12	\$1,083.00	\$375.24	\$275.66	\$432.10	34.64
11000-2100-52220-2000-001752-1214-00000	Operational-Medicare Payments	\$0.00	\$900.00	\$351.28	\$0.00	\$548.72	39.03
11000-2100-52220-4025-001752-1214-00000	Operational-Medicare Payments	\$0.00	\$393.00	\$0.00	\$0.00	\$393.00	0.00
11000-2100-52311-0000-001752-1211-00000	Operational-Health and Medical Premiums	\$2,363.82	\$11,797.00	\$17,757.60	\$12,065.33	(\$18,025.93)	150.52

# Health Leadership High School

## Account Summary Report

Cycle: FY24-25; Begin Date: 02/01/2025; End Date: 02/28/2025; Account Type: Expenditure; Subtotal Elements: Fund,Function; Account Expression: [All]; Subtotal By Account Type: Yes; Include Unposted

Transactions: No; Created On: 3/13/2025 9:29:35 AM

Account Code	Description	Actual (Date Range)	Budget (YTD)	Actual (YTD)	Encumbrance (YTD)	Available (YTD)	% of Budget
11000-2100-52311-0000-001752-1217-00000	Operational-Health and Medical Premiums	\$0.00	\$4,466.00	\$0.00	\$0.00	\$4,466.00	0.00
11000-2100-52311-2000-001752-1214-00000	Operational-Health and Medical Premiums	\$0.00	\$9,438.00	\$4,378.96	\$0.00	\$5,059.04	46.39
11000-2100-52312-0000-001752-1211-00000	Operational-Life	\$17.28	\$228.00	\$181.44	\$95.04	(\$48.48)	79.57
11000-2100-52312-0000-001752-1216-00000	Operational-Life	\$0.00	\$0.00	\$0.56	\$0.00	(\$0.56)	0.00
11000-2100-52312-0000-001752-1217-00000	Operational-Life	\$5.18	\$51.00	\$30.82	\$25.90	(\$5.72)	60.43
11000-2100-52312-0000-001752-1218-00000	Operational-Life	\$5.76	\$43.00	\$132.59	\$28.80	(\$118.39)	308.34
11000-2100-52312-2000-001752-1214-00000	Operational-Life	\$0.00	\$57.00	\$31.12	\$0.00	\$25.88	54.59
11000-2100-52312-4025-001752-1214-00000	Operational-Life	\$0.00	\$26.00	\$0.00	\$0.00	\$26.00	0.00
11000-2100-52313-0000-001752-1211-00000	Operational-Dental	\$92.29	\$386.00	\$700.95	\$507.65	(\$822.60)	181.59
11000-2100-52313-0000-001752-1217-00000	Operational-Dental	\$0.00	\$186.00	\$0.00	\$0.00	\$186.00	0.00
11000-2100-52313-0000-001752-1218-00000	Operational-Dental	\$0.00	\$0.00	\$2.86	\$0.00	(\$2.86)	0.00
11000-2100-52313-2000-001752-1214-00000	Operational-Dental	\$0.00	\$309.00	\$113.51	\$0.00	\$195.49	36.73
11000-2100-52314-0000-001752-1211-00000	Operational-Vision	\$12.62	\$128.00	\$95.78	\$69.41	(\$37.19)	74.82
11000-2100-52314-0000-001752-1217-00000	Operational-Vision	\$0.00	\$41.00	\$0.00	\$0.00	\$41.00	0.00
11000-2100-52314-2000-001752-1214-00000	Operational-Vision	\$0.00	\$102.00	\$38.43	\$0.00	\$63.57	37.67
11000-2100-52315-0000-001752-1211-00000	Operational-Disability	\$29.22	\$424.00	\$226.08	\$160.71	\$37.21	53.32
11000-2100-52315-2000-001752-1214-00000	Operational-Disability	\$0.00	\$288.00	\$0.00	\$0.00	\$288.00	0.00
11000-2100-52500-0000-001752-1211-00000	Operational-Unemployment Compensation	\$64.46	\$500.00	\$128.92	\$255.93	\$115.15	25.78
11000-2100-52500-0000-001752-1217-00000	Operational-Unemployment Compensation	\$13.60	\$113.00	\$27.20	\$67.89	\$17.91	24.07
11000-2100-52500-0000-001752-1218-00000	Operational-Unemployment Compensation	\$11.40	\$94.00	\$40.80	\$62.70	(\$9.50)	43.40
11000-2100-52500-2000-001752-1214-00000	Operational-Unemployment Compensation	\$0.00	\$125.00	\$47.98	\$0.00	\$77.02	38.38
11000-2100-52500-4025-001752-1214-00000	Operational-Unemployment Compensation	\$0.00	\$57.00	\$0.00	\$0.00	\$57.00	0.00
11000-2100-52710-0000-001752-1211-00000	Operational-Workers Compensation Premium	\$0.00	\$5,202.00	\$4,020.00	\$0.00	\$1,182.00	77.27
11000-2100-52710-0000-001752-1217-00000	Operational-Workers Compensation Premium	\$0.00	\$906.00	\$906.00	\$0.00	\$0.00	100.00
11000-2100-52710-0000-001752-1218-00000	Operational-Workers Compensation Premium	\$0.00	\$1,217.00	\$1,217.00	\$0.00	\$0.00	100.00
11000-2100-52710-2000-001752-1214-00000	Operational-Workers Compensation Premium	\$0.00	\$979.00	\$979.00	\$0.00	\$0.00	100.00
11000-2100-52710-4025-001752-1214-00000	Operational-Workers Compensation Premium	\$0.00	\$747.00	\$747.00	\$0.00	\$0.00	100.00
11000-2100-52720-0000-001752-1211-00000	Operational-Workers Compensation Employer's Fee	\$0.00	\$40.00	\$13.80	\$13.80	\$12.40	34.50
11000-2100-52720-0000-001752-1217-00000	Operational-Workers Compensation Employer's Fee	\$0.00	\$9.00	\$4.14	\$4.14	\$0.72	46.00
11000-2100-52720-0000-001752-1218-00000	Operational-Workers Compensation Employer's Fee	\$0.00	\$8.00	\$4.60	\$4.60	(\$1.20)	57.50
11000-2100-52720-2000-001752-1214-00000	Operational-Workers Compensation Employer's Fee	\$0.00	\$10.00	\$3.33	\$0.00	\$6.67	33.30
11000-2100-52720-4025-001752-1214-00000	Operational-Workers Compensation Employer's Fee	\$0.00	\$5.00	\$0.00	\$0.00	\$5.00	0.00

# Health Leadership High School

## Account Summary Report

Cycle: FY24-25; Begin Date: 02/01/2025; End Date: 02/28/2025; Account Type: Expenditure; Subtotal Elements: Fund,Function; Account Expression: [All]; Subtotal By Account Type: Yes; Include Unposted

Transactions: No; Created On: 3/13/2025 9:29:35 AM

Account Code	Description	Actual (Date Range)	Budget (YTD)	Actual (YTD)	Encumbrance (YTD)	Available (YTD)	% of Budget
11000-2100-53211-2000-001752-0000-00000	Diagnosticians - Contracted	\$57.75	\$10,000.00	\$5,745.00	\$26,963.04	(\$22,708.04)	57.45
11000-2100-53212-2000-001752-0000-00000	Speech Therapists - Contracted	\$1,713.25	\$17,500.00	\$10,029.25	\$12,146.75	(\$4,676.00)	57.31
11000-2100-53213-2000-001752-0000-00000	Operational-Occupational Therapists - Contracted	\$374.23	\$8,000.00	\$715.35	\$14,689.25	(\$7,404.60)	8.94
11000-2100-53215-2000-001752-0000-00000	Operational-Psychologists/Counselors - Contracted	\$0.00	\$600.00	\$972.50	\$9,050.47	(\$9,422.97)	162.08
11000-2100-53218-2000-001752-0000-00000	Operational-Specialists - Contracted	\$2,310.14	\$0.00	\$36,584.87	\$10,689.86	(\$47,274.73)	0.00
11000-2100-53414-2000-001752-0000-00000	Operational-Other Services	\$674.15	\$0.00	\$674.15	\$3,119.56	(\$3,793.71)	0.00
11000-2100-55915-0000-001752-0000-00000	Operational-Other Contract Services	\$14,529.38	\$26,660.00	\$18,681.88	\$6,932.50	\$1,045.62	70.07
11000-2100-56113-0000-001752-0000-00000	Operational-Software	\$0.00	\$13,000.00	\$5,239.45	\$13,501.62	(\$5,741.07)	40.30
11000-2100-56118-0000-001752-0000-00000	General Supplies and Materials	\$0.00	\$3,500.00	\$480.68	\$1,133.14	\$1,886.18	13.73
11000-2100-56118-2000-001752-0000-00000	Operational-General Supplies and Materials	\$0.00	\$5,000.00	\$0.00	\$0.00	\$5,000.00	0.00
<b>Subtotal of Element: Expenditure</b>		<b>\$56,802.81</b>	<b>\$818,400.00</b>	<b>\$431,073.19</b>	<b>\$289,334.16</b>	<b>\$97,992.65</b>	<b>52.67</b>
<b>Subtotal of Element: [Function] 2100 - Support Services-Students</b>		<b>\$56,802.81</b>	<b>\$818,400.00</b>	<b>\$431,073.19</b>	<b>\$289,334.16</b>	<b>\$97,992.65</b>	<b>52.67</b>
11000-2200-51100-0000-001752-1211-00000	Operational-Salaries Expense	\$7,692.30	\$98,262.00	\$80,782.80	\$38,461.60	(\$20,982.40)	82.21
11000-2200-52111-0000-001752-1211-00000	Operational-Educational Retirement	\$1,396.16	\$17,835.00	\$14,662.16	\$6,889.94	(\$3,717.10)	82.21
11000-2200-52112-0000-001752-1211-00000	Operational-ERA - Retiree Health	\$153.84	\$1,966.00	\$1,615.61	\$759.33	(\$408.94)	82.17
11000-2200-52210-0000-001752-1211-00000	Operational-FICA Payments	\$456.02	\$6,093.00	\$4,729.66	\$2,249.01	(\$885.67)	77.62
11000-2200-52220-0000-001752-1211-00000	Operational-Medicare Payments	\$106.64	\$1,425.00	\$1,106.08	\$526.09	(\$207.17)	77.61
11000-2200-52311-0000-001752-1211-00000	Operational-Health and Medical Premiums	\$492.46	\$0.00	\$6,565.32	\$2,708.53	(\$9,273.85)	0.00
11000-2200-52312-0000-001752-1211-00000	Operational-Life	\$5.76	\$57.00	\$58.53	\$31.68	(\$33.21)	102.68
11000-2200-52313-0000-001752-1211-00000	Operational-Dental	\$9.48	\$0.00	\$165.36	\$52.14	(\$217.50)	0.00
11000-2200-52314-0000-001752-1211-00000	Operational-Vision	\$3.88	\$0.00	\$45.52	\$21.34	(\$66.86)	0.00
11000-2200-52315-0000-001752-1211-00000	Operational-Disability	\$0.00	\$0.00	\$32.49	\$0.00	(\$32.49)	0.00
11000-2200-52500-0000-001752-1211-00000	Operational-Unemployment Compensation	\$25.38	\$125.00	\$53.17	\$58.80	\$13.03	42.53
11000-2200-52710-0000-001752-1211-00000	Operational-Workers Compensation Premium	\$0.00	\$1,601.00	\$1,601.00	\$0.00	\$0.00	100.00
11000-2200-52720-0000-001752-1211-00000	Operational-Workers Compensation Employer's Fee	\$0.00	\$10.00	\$4.60	\$4.60	\$0.80	46.00
11000-2200-53330-0000-001752-0000-00000	Operational-Professional Development	\$0.00	\$23,116.00	\$971.79	\$1,372.00	\$20,772.21	4.20
11000-2200-53414-0000-001752-0000-00000	Operational-Other Services	\$2,935.24	\$16,244.00	\$10,531.34	\$8,162.13	(\$2,449.47)	64.83
11000-2200-55915-0000-001752-0000-00000	Operational-Other Contract Services	\$0.00	\$0.00	\$450.00	\$2,925.00	(\$3,375.00)	0.00
11000-2200-56113-0000-001752-0000-00000	Operational-Software	\$0.00	\$8,000.00	\$0.00	\$8,219.43	(\$219.43)	0.00
11000-2200-56118-0000-001752-0000-00000	Operational-General Supplies and Materials	\$0.00	\$2,500.00	\$357.09	\$832.00	\$1,310.91	14.28
<b>Subtotal of Element: Expenditure</b>		<b>\$13,277.16</b>	<b>\$177,234.00</b>	<b>\$123,732.52</b>	<b>\$73,273.62</b>	<b>(\$19,772.14)</b>	<b>69.81</b>

# Health Leadership High School

## Account Summary Report

Cycle: FY24-25; Begin Date: 02/01/2025; End Date: 02/28/2025; Account Type: Expenditure; Subtotal Elements: Fund,Function; Account Expression: [All]; Subtotal By Account Type: Yes; Include Unposted

Transactions: No; Created On: 3/13/2025 9:29:35 AM

Account Code	Description	Actual (Date Range)	Budget (YTD)	Actual (YTD)	Encumbrance (YTD)	Available (YTD)	% of Budget
<b>Subtotal of Element: [Function] 2200 - Support Services-Instruction</b>		<b>\$13,277.16</b>	<b>\$177,234.00</b>	<b>\$123,732.52</b>	<b>\$73,273.62</b>	<b>(\$19,772.14)</b>	<b>69.81</b>
11000-2300-51100-0000-001752-1111-00000	Operational-Salaries Expense	\$11,611.12	\$146,775.00	\$98,694.52	\$58,055.48	(\$9,975.00)	67.24
11000-2300-52111-0000-001752-1111-00000	Operational-Educational Retirement	\$2,107.42	\$26,640.00	\$17,913.07	\$10,537.08	(\$1,810.15)	67.24
11000-2300-52112-0000-001752-1111-00000	Operational-ERA - Retiree Health	\$232.22	\$2,936.00	\$1,973.87	\$1,161.10	(\$198.97)	67.22
11000-2300-52210-0000-001752-1111-00000	Operational-FICA Payments	\$660.20	\$9,101.00	\$5,652.34	\$3,300.99	\$147.67	62.10
11000-2300-52220-0000-001752-1111-00000	Operational-Medicare Payments	\$154.40	\$2,129.00	\$1,321.90	\$772.00	\$35.10	62.09
11000-2300-52311-0000-001752-1111-00000	Operational-Health and Medical Premiums	\$1,378.90	\$0.00	\$11,240.11	\$6,205.05	(\$17,445.16)	0.00
11000-2300-52312-0000-001752-1111-00000	Operational-Life	\$5.76	\$57.00	\$46.06	\$25.92	(\$14.98)	80.80
11000-2300-52313-0000-001752-1111-00000	Operational-Dental	\$56.54	\$0.00	\$460.73	\$282.70	(\$743.43)	0.00
11000-2300-52314-0000-001752-1111-00000	Operational-Vision	\$8.74	\$0.00	\$72.31	\$39.33	(\$111.64)	0.00
11000-2300-52315-0000-001752-1111-00000	Operational-Disability	\$17.10	\$0.00	\$142.50	\$76.95	(\$219.45)	0.00
11000-2300-52500-0000-001752-1111-00000	Operational-Unemployment Compensation	\$38.32	\$125.00	\$76.64	\$32.92	\$15.44	61.31
11000-2300-52710-0000-001752-1111-00000	Operational-Workers Compensation Premium	\$0.00	\$2,391.00	\$2,391.00	\$0.00	\$0.00	100.00
11000-2300-52720-0000-001752-1111-00000	Operational-Workers Compensation Employer's Fee	\$0.00	\$10.00	\$4.60	\$4.60	\$0.80	46.00
11000-2300-53330-0000-001752-0000-00000	Operational-Professional Development	\$350.00	\$15,000.00	\$1,250.00	\$5,225.00	\$8,525.00	8.33
11000-2300-53411-0000-001752-0000-00000	Auditing	\$0.00	\$25,000.00	\$23,861.54	\$1,138.46	\$0.00	95.44
11000-2300-53413-0000-001752-0000-00000	Legal	\$0.00	\$32,400.00	\$10,762.52	\$21,637.48	\$0.00	33.21
11000-2300-53414-0000-001752-0000-00000	Operational-Other Services	\$0.00	\$6,900.00	\$5,561.26	\$17,521.25	(\$16,182.51)	80.59
11000-2300-53711-0000-001752-0000-00000	Operational-Other Charges	\$0.00	\$3,240.00	\$38.62	\$3,240.00	(\$38.62)	1.19
11000-2300-55400-0000-001752-0000-00000	Operational-Advertising	\$1,648.50	\$20,000.00	\$6,004.38	\$2,644.12	\$11,351.50	30.02
11000-2300-55812-0000-001752-0000-00000	Board Training	\$0.00	\$5,000.00	\$0.00	\$0.00	\$5,000.00	0.00
11000-2300-55813-0000-001752-0000-00000	Operational-Employee Travel - Non-Teachers	\$0.00	\$0.00	\$0.00	\$704.16	(\$704.16)	0.00
11000-2300-55915-0000-001752-0000-00000	Operational-Other Contract Services	\$0.00	\$0.00	\$0.00	\$7,000.00	(\$7,000.00)	0.00
11000-2300-56113-0000-001752-0000-00000	Operational-Software	\$0.00	\$6,875.00	\$172.10	\$5,775.00	\$927.90	2.50
11000-2300-56118-0000-001752-0000-00000	Operational-General Supplies and Materials	\$0.00	\$1,000.00	\$4,508.29	\$2,014.52	(\$5,522.81)	450.82
<b>Subtotal of Element: Expenditure</b>		<b>\$18,269.22</b>	<b>\$305,579.00</b>	<b>\$192,148.36</b>	<b>\$147,394.11</b>	<b>(\$33,963.47)</b>	<b>62.88</b>
<b>Subtotal of Element: [Function] 2300 - Support Services-General Administration</b>		<b>\$18,269.22</b>	<b>\$305,579.00</b>	<b>\$192,148.36</b>	<b>\$147,394.11</b>	<b>(\$33,963.47)</b>	<b>62.88</b>
11000-2400-51100-0000-001752-1217-00000	Salaries Expense: Secretarial/Clerical/Technical Assistants	\$3,238.40	\$38,090.00	\$18,497.84	\$16,192.16	\$3,400.00	48.56
11000-2400-52111-0000-001752-1217-00000	Operational-Educational Retirement	\$587.76	\$6,914.00	\$3,357.30	\$2,934.36	\$622.34	48.55
11000-2400-52112-0000-001752-1217-00000	Operational-ERA - Retiree Health	\$64.78	\$762.00	\$370.03	\$323.39	\$68.58	48.56
11000-2400-52210-0000-001752-1217-00000	Operational-FICA Payments	\$190.60	\$2,362.00	\$1,095.97	\$951.40	\$314.63	46.40



# Health Leadership High School

## Account Summary Report

Cycle: FY24-25; Begin Date: 02/01/2025; End Date: 02/28/2025; Account Type: Expenditure; Subtotal Elements: Fund,Function; Account Expression: [All]; Subtotal By Account Type: Yes; Include Unposted

Transactions: No; Created On: 3/13/2025 9:29:35 AM

Account Code	Description	Actual (Date Range)	Budget (YTD)	Actual (YTD)	Encumbrance (YTD)	Available (YTD)	% of Budget
11000-2400-52220-0000-001752-1217-00000	Operational-Medicare Payments	\$44.58	\$553.00	\$256.34	\$222.53	\$74.13	46.35
11000-2400-52311-0000-001752-1217-00000	Operational-Health and Medical Premiums	\$656.61	\$12,832.00	\$3,283.03	\$3,283.10	\$6,265.87	25.58
11000-2400-52312-0000-001752-1217-00000	Operational-Life	\$6.06	\$60.00	\$30.30	\$30.30	(\$0.60)	50.50
11000-2400-52313-0000-001752-1217-00000	Operational-Dental	\$0.00	\$422.00	\$0.00	\$0.00	\$422.00	0.00
11000-2400-52314-0000-001752-1217-00000	Operational-Vision	\$0.00	\$139.00	\$0.00	\$0.00	\$139.00	0.00
11000-2400-52315-0000-001752-1217-00000	Operational-Disability	\$10.90	\$384.00	\$54.50	\$54.50	\$275.00	14.19
11000-2400-52500-0000-001752-1217-00000	Operational-Unemployment Compensation	\$10.68	\$132.00	\$56.15	\$53.50	\$22.35	42.53
11000-2400-52710-0000-001752-1217-00000	Operational-Workers Compensation Premium	\$0.00	\$622.00	\$622.00	\$0.00	\$0.00	100.00
11000-2400-52720-0000-001752-1217-00000	Operational-Workers Compensation Employer's Fee	\$0.00	\$11.00	\$2.54	\$4.82	\$3.64	23.09
11000-2400-53330-0000-001752-0000-00000	Operational-Professional Development	\$0.00	\$0.00	\$278.91	\$5,694.00	(\$5,972.91)	0.00
11000-2400-53414-0000-001752-0000-00000	Operational-Other Services	\$100.00	\$0.00	\$2,200.00	\$0.00	(\$2,200.00)	0.00
11000-2400-53711-0000-001752-0000-00000	Operational-Other Charges	\$0.00	\$500.00	\$3,573.39	\$0.00	(\$3,073.39)	714.67
11000-2400-54610-0000-001752-0000-00000	Operational-Rental - Land and Buildings	\$0.00	\$3,500.00	\$398.48	\$0.00	\$3,101.52	11.38
11000-2400-54620-0000-001752-0000-00000	Operational-Rental - Equipment and Vehicles	\$205.90	\$0.00	\$617.70	\$487.14	(\$1,104.84)	0.00
11000-2400-54630-0000-001752-0000-00000	Operational-Rentals - Computers and Related Equipment	\$453.41	\$1,000.00	\$1,935.64	\$1,853.67	(\$2,789.31)	193.56
11000-2400-55915-0000-001752-0000-00000	Operational-Other Contract Services	\$0.00	\$4,000.00	\$2,600.00	\$4,150.00	(\$2,750.00)	65.00
11000-2400-56113-0000-001752-0000-00000	Operational-Software	\$59.00	\$0.00	\$631.43	\$531.00	(\$1,162.43)	0.00
11000-2400-56118-0000-001752-0000-00000	General Supplies and Materials	\$0.00	\$3,500.00	\$5,501.66	\$9,649.43	(\$11,651.09)	157.19
<b>Subtotal of Element: Expenditure</b>		<b>\$5,628.68</b>	<b>\$75,783.00</b>	<b>\$45,363.21</b>	<b>\$46,415.30</b>	<b>(\$15,995.51)</b>	<b>59.86</b>
<b>Subtotal of Element: [Function] 2400 - Support Services-School Administration</b>		<b>\$5,628.68</b>	<b>\$75,783.00</b>	<b>\$45,363.21</b>	<b>\$46,415.30</b>	<b>(\$15,995.51)</b>	<b>59.86</b>
11000-2500-53414-0000-001752-0000-00000	Operational-Other Services	\$11,982.25	\$153,104.00	\$87,104.65	\$64,905.15	\$1,094.20	56.89
11000-2500-53711-0000-001752-0000-00000	Other Charges	\$59.00	\$1,160.00	\$842.60	\$349.00	(\$31.60)	72.63
11000-2500-54311-0000-001752-0000-00000	Operational-Maintenance & Repair Furniture/Fixtures/Equipment	\$0.00	\$5,000.00	\$0.00	\$5,000.00	\$0.00	0.00
11000-2500-54320-0000-001752-0000-00000	Operational-Technology-Related Repairs and Maintenance	\$0.00	\$43,050.00	\$21,029.23	\$22,281.76	(\$260.99)	48.84
11000-2500-55400-0000-001752-0000-00000	Operational-Advertising	\$0.00	\$250.00	\$18,846.89	\$5,174.88	(\$23,771.77)	7,538.75
11000-2500-55915-0000-001752-0000-00000	Operational-Other Contract Services	\$0.00	\$0.00	\$103.11	\$0.00	(\$103.11)	0.00
11000-2500-56113-0000-001752-0000-00000	Operational-Software	\$0.00	\$21,104.00	\$17,976.03	\$0.00	\$3,127.97	85.17
11000-2500-56118-0000-001752-0000-00000	General Supplies and Materials	\$0.00	\$2,150.00	\$258.44	\$194.36	\$1,697.20	12.02
<b>Subtotal of Element: Expenditure</b>		<b>\$12,041.25</b>	<b>\$225,818.00</b>	<b>\$146,160.95</b>	<b>\$97,905.15</b>	<b>(\$18,248.10)</b>	<b>64.73</b>
<b>Subtotal of Element: [Function] 2500 - Central Services</b>		<b>\$12,041.25</b>	<b>\$225,818.00</b>	<b>\$146,160.95</b>	<b>\$97,905.15</b>	<b>(\$18,248.10)</b>	<b>64.73</b>

# Health Leadership High School

## Account Summary Report

Cycle: FY24-25; Begin Date: 02/01/2025; End Date: 02/28/2025; Account Type: Expenditure; Subtotal Elements: Fund,Function; Account Expression: [All]; Subtotal By Account Type: Yes; Include Unposted

Transactions: No; Created On: 3/13/2025 9:29:35 AM

Account Code	Description	Actual (Date Range)	Budget (YTD)	Actual (YTD)	Encumbrance (YTD)	Available (YTD)	% of Budget
11000-2600-53711-0000-001752-0000-00000	Operational-Other Charges	\$0.00	\$25.00	\$200.00	\$25.00	(\$200.00)	800.00
11000-2600-54311-0000-001752-0000-00000	Operational-Maintenance & Repair Furniture/Fixtures/Equipment	\$1,790.35	\$0.00	\$2,000.21	\$3,413.89	(\$5,414.10)	0.00
11000-2600-54312-0000-001752-0000-00000	Operational-Maintenance & Repair - Buildings And Grounds	\$591.93	\$8,500.00	\$4,896.87	\$5,603.13	(\$2,000.00)	57.61
11000-2600-54313-0000-001752-0000-00000	Operational-Maintenance & Repair - Vehicles	\$0.00	\$2,500.00	\$0.00	\$0.00	\$2,500.00	0.00
11000-2600-54411-0000-001752-0000-00000	Electricity	\$3,855.86	\$62,000.00	\$44,419.73	\$17,580.30	(\$0.03)	71.64
11000-2600-54412-0000-001752-0000-00000	Natural Gas (Buildings)	\$1,640.95	\$7,500.00	\$4,618.53	\$2,881.47	\$0.00	61.58
11000-2600-54415-0000-001752-0000-00000	Water/Sewage	\$692.29	\$5,600.00	\$6,672.96	\$4,959.03	(\$6,031.99)	119.16
11000-2600-54416-0000-001752-0000-00000	Communication Services	\$1,139.59	\$23,046.00	\$10,853.78	\$10,695.30	\$1,496.92	47.09
11000-2600-54610-0000-001752-0000-00000	Rental - Land and Buildings	\$149.00	\$1,500.00	\$894.00	\$606.00	\$0.00	59.60
11000-2600-54620-0000-001752-0000-00000	Operational-Rental - Equipment and Vehicles	\$350.00	\$0.00	\$700.00	\$14,600.00	(\$15,300.00)	0.00
11000-2600-55200-0000-001752-0000-00000	Property/Liability Insurance	\$0.00	\$69,093.00	\$62,000.00	\$0.00	\$7,093.00	89.73
11000-2600-55915-0000-001752-0000-00000	Other Contract Services	\$11,556.59	\$75,884.00	\$52,693.31	\$40,017.38	(\$16,826.69)	69.43
11000-2600-56118-0000-001752-0000-00000	General Supplies and Materials	\$460.22	\$30,000.00	\$9,070.94	\$3,136.88	\$17,792.18	30.23
11000-2600-56119-0000-001752-0000-00000	Operational-Supply Assets (\$5,000 or Less)	\$2,935.79	\$0.00	\$3,983.87	\$1,012.53	(\$4,996.40)	0.00
11000-2600-56211-0000-001752-0000-00000	Operational-Gasoline	\$0.00	\$1,200.00	\$139.51	\$0.00	\$1,060.49	11.62
<b>Subtotal of Element: Expenditure</b>		<b>\$25,162.57</b>	<b>\$286,848.00</b>	<b>\$203,143.71</b>	<b>\$104,530.91</b>	<b>(\$20,826.62)</b>	<b>70.82</b>
<b>Subtotal of Element: [Function] 2600 - Operation &amp; Maintenance of Plant</b>		<b>\$25,162.57</b>	<b>\$286,848.00</b>	<b>\$203,143.71</b>	<b>\$104,530.91</b>	<b>(\$20,826.62)</b>	<b>70.82</b>
11000-2700-53330-0000-001752-0000-00000	Operational-Professional Development	\$0.00	\$0.00	\$0.00	\$575.00	(\$575.00)	0.00
11000-2700-55915-0000-001752-0000-00000	Operational-Other Contract Services	\$0.00	\$72,000.00	\$0.00	\$0.00	\$72,000.00	0.00
11000-2700-56210-0000-001752-0000-00000	Operational-Natural Gas (Vehicles)	\$0.00	\$0.00	\$0.00	\$500.00	(\$500.00)	0.00
11000-2700-56215-0000-001752-0000-00000	Tires	\$0.00	\$1,000.00	\$0.00	\$0.00	\$1,000.00	0.00
11000-2700-56216-0000-001752-0000-00000	Maintenance Supplies/ Parts	\$0.00	\$500.00	\$0.00	\$0.00	\$500.00	0.00
<b>Subtotal of Element: Expenditure</b>		<b>\$0.00</b>	<b>\$73,500.00</b>	<b>\$0.00</b>	<b>\$1,075.00</b>	<b>\$72,425.00</b>	<b>0.00</b>
<b>Subtotal of Element: [Function] 2700 - Student Transportation</b>		<b>\$0.00</b>	<b>\$73,500.00</b>	<b>\$0.00</b>	<b>\$1,075.00</b>	<b>\$72,425.00</b>	<b>0.00</b>
11000-2900-58215-0000-001752-0000-00000	Operational-Restricted Expenditures	\$0.00	\$1,754,740.00	\$0.00	\$0.00	\$1,754,740.00	0.00
<b>Subtotal of Element: Expenditure</b>		<b>\$0.00</b>	<b>\$1,754,740.00</b>	<b>\$0.00</b>	<b>\$0.00</b>	<b>\$1,754,740.00</b>	<b>0.00</b>
<b>Subtotal of Element: [Function] 2900 - Other Support Services</b>		<b>\$0.00</b>	<b>\$1,754,740.00</b>	<b>\$0.00</b>	<b>\$0.00</b>	<b>\$1,754,740.00</b>	<b>0.00</b>
11000-3100-53330-0000-001752-0000-00000	Operational-Professional Development	\$0.00	\$200.00	\$0.00	\$0.00	\$200.00	0.00
11000-3100-56116-0000-001752-0000-00000	Operational-Food	\$0.00	\$2,500.00	\$139.80	\$0.00	\$2,360.20	5.59
<b>Subtotal of Element: Expenditure</b>		<b>\$0.00</b>	<b>\$2,700.00</b>	<b>\$139.80</b>	<b>\$0.00</b>	<b>\$2,560.20</b>	<b>5.18</b>

# Health Leadership High School

## Account Summary Report

Cycle: FY24-25; Begin Date: 02/01/2025; End Date: 02/28/2025; Account Type: Expenditure; Subtotal Elements: Fund,Function; Account Expression: [All]; Subtotal By Account Type: Yes; Include Unposted

Transactions: No; Created On: 3/13/2025 9:29:35 AM

Account Code	Description	Actual (Date Range)	Budget (YTD)	Actual (YTD)	Encumbrance (YTD)	Available (YTD)	% of Budget
<b>Subtotal of Element: [Function] 3100 - Food Services Operations</b>		<b>\$0.00</b>	<b>\$2,700.00</b>	<b>\$139.80</b>	<b>\$0.00</b>	<b>\$2,560.20</b>	<b>5.18</b>
11000-3300-56118-0000-001752-0000-00000	Operational-General Supplies and Materials	\$0.00	\$0.00	\$99.86	\$400.14	(\$500.00)	0.00
<b>Subtotal of Element: Expenditure</b>		<b>\$0.00</b>	<b>\$0.00</b>	<b>\$99.86</b>	<b>\$400.14</b>	<b>(\$500.00)</b>	<b>0.00</b>
<b>Subtotal of Element: [Function] 3300 - Community Services Operations</b>		<b>\$0.00</b>	<b>\$0.00</b>	<b>\$99.86</b>	<b>\$400.14</b>	<b>(\$500.00)</b>	<b>0.00</b>
<b>Subtotal of Element: [Fund] 11000 - Operational</b>		<b>\$151,632.78</b>	<b>\$4,736,134.00</b>	<b>\$1,415,588.03</b>	<b>\$935,527.21</b>	<b>\$2,385,018.76</b>	<b>29.89</b>
14000-1000-56109-1010-001752-0000-00000	Instructional Materials-Instructional Materials On-Line	\$0.00	\$6,628.00	\$0.00	\$0.00	\$6,628.00	0.00
<b>Subtotal of Element: Expenditure</b>		<b>\$0.00</b>	<b>\$6,628.00</b>	<b>\$0.00</b>	<b>\$0.00</b>	<b>\$6,628.00</b>	<b>0.00</b>
<b>Subtotal of Element: [Function] 1000 - Instruction</b>		<b>\$0.00</b>	<b>\$6,628.00</b>	<b>\$0.00</b>	<b>\$0.00</b>	<b>\$6,628.00</b>	<b>0.00</b>
<b>Subtotal of Element: [Fund] 14000 - Instructional Materials</b>		<b>\$0.00</b>	<b>\$6,628.00</b>	<b>\$0.00</b>	<b>\$0.00</b>	<b>\$6,628.00</b>	<b>0.00</b>
21000-3100-53414-0000-001752-0000-00000	Food Services-Other Services	\$0.00	\$3,637.00	\$0.00	\$0.00	\$3,637.00	0.00
21000-3100-55915-0000-001752-0000-00000	Food Services-Other Contract Services	\$6,711.93	\$50,000.00	\$28,146.93	\$14,952.07	\$6,901.00	56.29
21000-3100-56116-0000-001752-0000-00000	Food Services-Food	\$0.00	\$0.00	\$165.63	\$334.37	(\$500.00)	0.00
<b>Subtotal of Element: Expenditure</b>		<b>\$6,711.93</b>	<b>\$53,637.00</b>	<b>\$28,312.56</b>	<b>\$15,286.44</b>	<b>\$10,038.00</b>	<b>52.79</b>
<b>Subtotal of Element: [Function] 3100 - Food Services Operations</b>		<b>\$6,711.93</b>	<b>\$53,637.00</b>	<b>\$28,312.56</b>	<b>\$15,286.44</b>	<b>\$10,038.00</b>	<b>52.79</b>
<b>Subtotal of Element: [Fund] 21000 - Food Services</b>		<b>\$6,711.93</b>	<b>\$53,637.00</b>	<b>\$28,312.56</b>	<b>\$15,286.44</b>	<b>\$10,038.00</b>	<b>52.79</b>
21100-3100-55915-0000-001752-0000-00000	Universal Free Lunch-Other Contract Services	\$2,138.07	\$6,901.00	\$2,138.07	\$4,762.93	\$0.00	30.98
<b>Subtotal of Element: Expenditure</b>		<b>\$2,138.07</b>	<b>\$6,901.00</b>	<b>\$2,138.07</b>	<b>\$4,762.93</b>	<b>\$0.00</b>	<b>30.98</b>
<b>Subtotal of Element: [Function] 3100 - Food Services Operations</b>		<b>\$2,138.07</b>	<b>\$6,901.00</b>	<b>\$2,138.07</b>	<b>\$4,762.93</b>	<b>\$0.00</b>	<b>30.98</b>
<b>Subtotal of Element: [Fund] 21100 - Universal Free Lunch</b>		<b>\$2,138.07</b>	<b>\$6,901.00</b>	<b>\$2,138.07</b>	<b>\$4,762.93</b>	<b>\$0.00</b>	<b>30.98</b>
23000-1000-56118-0000-001752-0000-00000	Non-Instructional Support-General Supplies and Materials	\$0.00	\$1,243.00	\$0.00	\$0.00	\$1,243.00	0.00
<b>Subtotal of Element: Expenditure</b>		<b>\$0.00</b>	<b>\$1,243.00</b>	<b>\$0.00</b>	<b>\$0.00</b>	<b>\$1,243.00</b>	<b>0.00</b>
<b>Subtotal of Element: [Function] 1000 - Instruction</b>		<b>\$0.00</b>	<b>\$1,243.00</b>	<b>\$0.00</b>	<b>\$0.00</b>	<b>\$1,243.00</b>	<b>0.00</b>
<b>Subtotal of Element: [Fund] 23000 - Non-Instructional Support</b>		<b>\$0.00</b>	<b>\$1,243.00</b>	<b>\$0.00</b>	<b>\$0.00</b>	<b>\$1,243.00</b>	<b>0.00</b>
24101-1000-51100-1010-001752-1411-00000	Title I - IASA-Salaries Expense	\$6,307.08	\$85,146.00	\$50,456.78	\$34,689.02	\$0.20	59.25
24101-1000-52111-1010-001752-1411-00000	Title I - IASA-Educational Retirement	\$1,144.74	\$15,455.00	\$9,157.92	\$6,296.15	\$0.93	59.25
24101-1000-52112-1010-001752-1411-00000	Title I - IASA-ERA - Retiree Health	\$126.14	\$1,703.00	\$1,009.12	\$693.75	\$0.13	59.25

# Health Leadership High School

## Account Summary Report

Cycle: FY24-25; Begin Date: 02/01/2025; End Date: 02/28/2025; Account Type: Expenditure; Subtotal Elements: Fund,Function; Account Expression: [All]; Subtotal By Account Type: Yes; Include Unposted

Transactions: No; Created On: 3/13/2025 9:29:35 AM

Account Code	Description	Actual (Date Range)	Budget (YTD)	Actual (YTD)	Encumbrance (YTD)	Available (YTD)	% of Budget
24101-1000-52210-1010-001752-1411-00000	Title I - IASA-FICA Payments	\$373.20	\$5,280.00	\$2,998.11	\$2,052.67	\$229.22	56.78
24101-1000-52220-1010-001752-1411-00000	Title I - IASA-Medicare Payments	\$87.28	\$1,235.00	\$701.15	\$480.02	\$53.83	56.77
24101-1000-52311-1010-001752-1411-00000	Title I - IASA-Health and Medical Premiums	\$409.56	\$5,269.00	\$3,015.84	\$2,047.82	\$205.34	57.23
24101-1000-52312-1010-001752-1411-00000	Title I - IASA-Life	\$5.58	\$73.00	\$41.85	\$27.90	\$3.25	57.32
24101-1000-52313-1010-001752-1411-00000	Title I - IASA-Dental	\$18.35	\$237.00	\$135.09	\$91.80	\$10.11	57.00
24101-1000-52314-1010-001752-1411-00000	Title I - IASA-Vision	\$3.76	\$49.00	\$28.02	\$18.80	\$2.18	57.18
24101-1000-52500-1010-001752-1411-00000	Title I - IASA-Unemployment Compensation	\$20.82	\$122.00	\$41.64	\$85.46	(\$5.10)	34.13
24101-1000-52710-1010-001752-1411-00000	Title I - IASA-Workers Compensation Premium	\$0.00	\$725.00	\$725.00	\$0.00	\$0.00	100.00
24101-1000-52720-1010-001752-1411-00000	Title I - IASA-Workers Compensation Employer's Fee	\$0.00	\$10.00	\$4.46	\$4.46	\$1.08	44.60
<b>Subtotal of Element: Expenditure</b>		<b>\$8,496.51</b>	<b>\$115,304.00</b>	<b>\$68,314.98</b>	<b>\$46,487.85</b>	<b>\$501.17</b>	<b>59.25</b>
<b>Subtotal of Element: [Function] 1000 - Instruction</b>		<b>\$8,496.51</b>	<b>\$115,304.00</b>	<b>\$68,314.98</b>	<b>\$46,487.85</b>	<b>\$501.17</b>	<b>59.25</b>
24101-2100-51100-0000-001752-1214-00000	Title I - IASA-Salaries Expense	\$1,559.78	\$27,514.00	\$17,642.78	\$8,579.06	\$1,292.16	64.12
24101-2100-52111-0000-001752-1214-00000	Title I - IASA-Educational Retirement	\$283.10	\$6,006.00	\$3,202.21	\$1,557.01	\$1,246.78	53.31
24101-2100-52112-0000-001752-1214-00000	Title I - IASA-ERA - Retiree Health	\$31.20	\$662.00	\$352.86	\$171.60	\$137.54	53.30
24101-2100-52210-0000-001752-1214-00000	Title I - IASA-FICA Payments	\$85.98	\$2,052.00	\$997.61	\$438.05	\$616.34	48.61
24101-2100-52220-0000-001752-1214-00000	Title I - IASA-Medicare Payments	\$20.12	\$480.00	\$233.31	\$102.47	\$144.22	48.60
24101-2100-52311-0000-001752-1214-00000	Title I - IASA-Health and Medical Premiums	\$250.94	\$0.00	\$2,257.65	\$1,380.27	(\$3,637.92)	0.00
24101-2100-52312-0000-001752-1214-00000	Title I - IASA-Life	\$2.02	\$32.00	\$20.28	\$11.11	\$0.61	63.37
24101-2100-52313-0000-001752-1214-00000	Title I - IASA-Dental	\$6.30	\$0.00	\$61.36	\$34.65	(\$96.01)	0.00
24101-2100-52314-0000-001752-1214-00000	Title I - IASA-Vision	\$2.26	\$0.00	\$9.39	\$12.43	(\$21.82)	0.00
24101-2100-52500-0000-001752-1214-00000	Title I - IASA-Unemployment Compensation	\$5.14	\$69.00	\$13.22	\$28.27	\$27.51	19.15
24101-2100-52710-0000-001752-1214-00000	Title I - IASA-Workers Compensation Premium	\$0.00	\$235.00	\$235.00	\$0.00	\$0.00	100.00
24101-2100-52720-0000-001752-1214-00000	Title I - IASA-Workers Compensation Employer's Fee	\$0.00	\$6.00	\$2.53	\$1.62	\$1.85	42.16
24101-2100-56118-0000-001752-0000-00000	0	\$0.00	\$703.00	\$0.00	\$0.00	\$703.00	0.00
<b>Subtotal of Element: Expenditure</b>		<b>\$2,246.84</b>	<b>\$37,759.00</b>	<b>\$25,028.20</b>	<b>\$12,316.54</b>	<b>\$414.26</b>	<b>66.28</b>
<b>Subtotal of Element: [Function] 2100 - Support Services-Students</b>		<b>\$2,246.84</b>	<b>\$37,759.00</b>	<b>\$25,028.20</b>	<b>\$12,316.54</b>	<b>\$414.26</b>	<b>66.28</b>
<b>Subtotal of Element: [Fund] 24101 - Title I - IASA</b>		<b>\$10,743.35</b>	<b>\$153,063.00</b>	<b>\$93,343.18</b>	<b>\$58,804.39</b>	<b>\$915.43</b>	<b>60.98</b>
24106-1000-51100-2000-001752-1412-00000	Salaries Expense: Teachers- Special Education	\$0.00	\$50,465.00	\$0.00	\$25,794.00	\$24,671.00	0.00
24106-1000-52111-2000-001752-1412-00000	Entitlement IDEA-B-Educational Retirement	\$0.00	\$9,160.00	\$0.00	\$4,681.59	\$4,478.41	0.00
24106-1000-52112-2000-001752-1412-00000	Entitlement IDEA-B-ERA - Retiree Health	\$0.00	\$1,010.00	\$0.00	\$515.90	\$494.10	0.00
24106-1000-52210-2000-001752-1412-00000	Entitlement IDEA-B-FICA Payments	\$0.00	\$2,935.00	\$0.00	\$1,471.03	\$1,463.97	0.00

# Health Leadership High School

## Account Summary Report

Cycle: FY24-25; Begin Date: 02/01/2025; End Date: 02/28/2025; Account Type: Expenditure; Subtotal Elements: Fund,Function; Account Expression: [All]; Subtotal By Account Type: Yes; Include Unposted

Transactions: No; Created On: 3/13/2025 9:29:35 AM

Account Code	Description	Actual (Date Range)	Budget (YTD)	Actual (YTD)	Encumbrance (YTD)	Available (YTD)	% of Budget
24106-1000-52220-2000-001752-1412-00000	Entitlement IDEA-B-Medicare Payments	\$0.00	\$732.00	\$0.00	\$343.97	\$388.03	0.00
24106-1000-52311-2000-001752-1412-00000	Entitlement IDEA-B-Health and Medical Premiums	\$0.00	\$0.00	\$0.00	\$3,045.00	(\$3,045.00)	0.00
24106-1000-52312-2000-001752-1412-00000	Entitlement IDEA-B-Life	\$0.00	\$48.00	\$0.00	\$28.80	\$19.20	0.00
24106-1000-52313-2000-001752-1412-00000	Entitlement IDEA-B-Dental	\$0.00	\$0.00	\$0.00	\$83.20	(\$83.20)	0.00
24106-1000-52314-2000-001752-1412-00000	Entitlement IDEA-B-Vision	\$0.00	\$0.00	\$0.00	\$19.40	(\$19.40)	0.00
24106-1000-52500-2000-001752-1412-00000	Entitlement IDEA-B-Unemployment Compensation	\$0.00	\$105.00	\$0.00	\$85.14	\$19.86	0.00
24106-1000-52710-2000-001752-1412-00000	Entitlement IDEA-B-Workers Compensation Premium	\$0.00	\$468.00	\$0.00	\$0.00	\$468.00	0.00
24106-1000-52720-2000-001752-1412-00000	Entitlement IDEA-B-Workers Compensation Employer's Fee	\$0.00	\$9.00	\$0.00	\$4.60	\$4.40	0.00
24106-1000-56118-2000-001752-0000-00000	Entitlement IDEA-B-General Supplies and Materials	\$0.00	\$778.00	\$0.00	\$0.00	\$778.00	0.00
<b>Subtotal of Element: Expenditure</b>		<b>\$0.00</b>	<b>\$65,710.00</b>	<b>\$0.00</b>	<b>\$36,072.63</b>	<b>\$29,637.37</b>	<b>0.00</b>
<b>Subtotal of Element: [Function] 1000 - Instruction</b>		<b>\$0.00</b>	<b>\$65,710.00</b>	<b>\$0.00</b>	<b>\$36,072.63</b>	<b>\$29,637.37</b>	<b>0.00</b>
24106-2100-53218-2000-001752-0000-00000	Entitlement IDEA-B-Specialists - Contracted	\$6,531.22	\$0.00	\$6,531.22	\$30,222.34	(\$36,753.56)	0.00
<b>Subtotal of Element: Expenditure</b>		<b>\$6,531.22</b>	<b>\$0.00</b>	<b>\$6,531.22</b>	<b>\$30,222.34</b>	<b>(\$36,753.56)</b>	<b>0.00</b>
<b>Subtotal of Element: [Function] 2100 - Support Services-Students</b>		<b>\$6,531.22</b>	<b>\$0.00</b>	<b>\$6,531.22</b>	<b>\$30,222.34</b>	<b>(\$36,753.56)</b>	<b>0.00</b>
<b>Subtotal of Element: [Fund] 24106 - Entitlement IDEA-B</b>		<b>\$6,531.22</b>	<b>\$65,710.00</b>	<b>\$6,531.22</b>	<b>\$66,294.97</b>	<b>(\$7,116.19)</b>	<b>9.94</b>
24153-1000-56118-1010-001752-0000-00000	English Language Acquisition-General Supplies and Materials	\$0.00	\$325.00	\$0.00	\$0.00	\$325.00	0.00
<b>Subtotal of Element: Expenditure</b>		<b>\$0.00</b>	<b>\$325.00</b>	<b>\$0.00</b>	<b>\$0.00</b>	<b>\$325.00</b>	<b>0.00</b>
<b>Subtotal of Element: [Function] 1000 - Instruction</b>		<b>\$0.00</b>	<b>\$325.00</b>	<b>\$0.00</b>	<b>\$0.00</b>	<b>\$325.00</b>	<b>0.00</b>
<b>Subtotal of Element: [Fund] 24153 - English Language Acquisition</b>		<b>\$0.00</b>	<b>\$325.00</b>	<b>\$0.00</b>	<b>\$0.00</b>	<b>\$325.00</b>	<b>0.00</b>
24154-1000-51300-1010-001752-1411-00000	Teacher/Principal Training & Recruiting-Additional Compensation	\$230.76	\$3,000.00	\$1,730.70	\$1,269.30	\$0.00	57.69
24154-1000-51300-2000-001752-1412-00000	Teacher/Principal Training & Recruiting-Additional Compensation	\$0.00	\$0.00	\$0.00	\$3,000.00	(\$3,000.00)	0.00
24154-1000-52111-1010-001752-1411-00000	Teacher/Principal Training & Recruiting-Educational Retirement	\$41.90	\$545.00	\$314.12	\$230.32	\$0.56	57.63
24154-1000-52111-2000-001752-1412-00000	Teacher/Principal Training & Recruiting-Educational Retirement	\$0.00	\$0.00	\$0.00	\$544.50	(\$544.50)	0.00
24154-1000-52112-1010-001752-1411-00000	Teacher/Principal Training & Recruiting-ERA - Retiree Health	\$4.60	\$61.00	\$34.63	\$25.41	\$0.96	56.77
24154-1000-52112-2000-001752-1412-00000	Teacher/Principal Training & Recruiting-ERA - Retiree Health	\$0.00	\$0.00	\$0.00	\$59.95	(\$59.95)	0.00

# Health Leadership High School

## Account Summary Report

Cycle: FY24-25; Begin Date: 02/01/2025; End Date: 02/28/2025; Account Type: Expenditure; Subtotal Elements: Fund,Function; Account Expression: [All]; Subtotal By Account Type: Yes; Include Unposted

Transactions: No; Created On: 3/13/2025 9:29:35 AM

Account Code	Description	Actual (Date Range)	Budget (YTD)	Actual (YTD)	Encumbrance (YTD)	Available (YTD)	% of Budget
24154-1000-52210-1010-001752-1411-00000	Teacher/Principal Training & Recruiting-FICA Payments	\$13.66	\$178.00	\$102.92	\$75.00	\$0.08	57.82
24154-1000-52210-2000-001752-1412-00000	Teacher/Principal Training & Recruiting-FICA Payments	\$0.00	\$0.00	\$0.00	\$171.05	(\$171.05)	0.00
24154-1000-52220-1010-001752-1411-00000	Teacher/Principal Training & Recruiting-Medicare Payments	\$3.18	\$42.00	\$24.07	\$17.60	\$0.33	57.30
24154-1000-52220-2000-001752-1412-00000	Teacher/Principal Training & Recruiting-Medicare Payments	\$0.00	\$0.00	\$0.00	\$40.04	(\$40.04)	0.00
24154-1000-52500-1010-001752-1411-00000	Teacher/Principal Training & Recruiting-Unemployment Compensation	\$0.76	\$4.00	\$4.72	\$2.58	(\$3.30)	118.00
24154-1000-52500-2000-001752-1412-00000	Teacher/Principal Training & Recruiting-Unemployment Compensation	\$0.00	\$0.00	\$0.00	\$9.90	(\$9.90)	0.00
<b>Subtotal of Element: Expenditure</b>		<b>\$294.86</b>	<b>\$3,830.00</b>	<b>\$2,211.16</b>	<b>\$5,445.65</b>	<b>(\$3,826.81)</b>	<b>57.73</b>
<b>Subtotal of Element: [Function] 1000 - Instruction</b>		<b>\$294.86</b>	<b>\$3,830.00</b>	<b>\$2,211.16</b>	<b>\$5,445.65</b>	<b>(\$3,826.81)</b>	<b>57.73</b>
24154-2200-53330-0000-001752-0000-00000	Teacher/Principal Training & Recruiting-Professional Development	\$0.00	\$10,809.00	\$0.00	\$363.98	\$10,445.02	0.00
<b>Subtotal of Element: Expenditure</b>		<b>\$0.00</b>	<b>\$10,809.00</b>	<b>\$0.00</b>	<b>\$363.98</b>	<b>\$10,445.02</b>	<b>0.00</b>
<b>Subtotal of Element: [Function] 2200 - Support Services-Instruction</b>		<b>\$0.00</b>	<b>\$10,809.00</b>	<b>\$0.00</b>	<b>\$363.98</b>	<b>\$10,445.02</b>	<b>0.00</b>
<b>Subtotal of Element: [Fund] 24154 - Teacher/Principal Training &amp; Recruiting</b>		<b>\$294.86</b>	<b>\$14,639.00</b>	<b>\$2,211.16</b>	<b>\$5,809.63</b>	<b>\$6,618.21</b>	<b>15.10</b>
24190-1000-51100-1010-001752-1411-00000	Comprehensive Support and Improvement (CSI)-Salaries Expense	\$7,307.69	\$0.00	\$27,403.87	\$20,096.14	(\$47,500.01)	0.00
24190-1000-52111-1010-001752-1411-00000	Comprehensive Support and Improvement (CSI)-Educational Retirement	\$1,326.34	\$0.00	\$4,973.83	\$3,647.49	(\$8,621.32)	0.00
24190-1000-52112-1010-001752-1411-00000	Comprehensive Support and Improvement (CSI)-ERA - Retiree Health	\$146.15	\$0.00	\$548.04	\$401.93	(\$949.97)	0.00
24190-1000-52210-1010-001752-1411-00000	Comprehensive Support and Improvement (CSI)-FICA Payments	\$432.52	\$0.00	\$1,629.33	\$1,189.51	(\$2,818.84)	0.00
24190-1000-52220-1010-001752-1411-00000	Comprehensive Support and Improvement (CSI)-Medicare Payments	\$101.15	\$0.00	\$381.03	\$278.19	(\$659.22)	0.00
24190-1000-52311-1010-001752-1411-00000	Comprehensive Support and Improvement (CSI)-Health and Medical Premiums	\$492.45	\$0.00	\$1,701.21	\$1,354.31	(\$3,055.52)	0.00
24190-1000-52312-1010-001752-1411-00000	Comprehensive Support and Improvement (CSI)-Life	\$5.76	\$0.00	\$21.60	\$15.84	(\$37.44)	0.00
24190-1000-52313-1010-001752-1411-00000	Comprehensive Support and Improvement (CSI)-Dental	\$16.84	\$0.00	\$59.10	\$46.31	(\$105.41)	0.00
24190-1000-52314-1010-001752-1411-00000	Comprehensive Support and Improvement (CSI)-Vision	\$3.88	\$0.00	\$13.52	\$10.67	(\$24.19)	0.00
24190-1000-52500-1010-001752-1411-00000	Comprehensive Support and Improvement (CSI)-Unemployment Compensation	\$24.12	\$0.00	\$74.83	\$41.04	(\$115.87)	0.00
24190-1000-52720-1010-001752-1411-00000	Comprehensive Support and Improvement (CSI)-Workers Compensation Employer's Fee	\$1.15	\$0.00	\$2.30	\$2.30	(\$4.60)	0.00
24190-1000-53760-1010-001752-0000-00000	Comprehensive Support and Improvement (CSI)-Tuition for Concurrent Enrollment	\$0.00	\$10,000.00	\$0.00	\$0.00	\$10,000.00	0.00

# Health Leadership High School

## Account Summary Report

Cycle: FY24-25; Begin Date: 02/01/2025; End Date: 02/28/2025; Account Type: Expenditure; Subtotal Elements: Fund,Function; Account Expression: [All]; Subtotal By Account Type: Yes; Include Unposted

Transactions: No; Created On: 3/13/2025 9:29:35 AM

Account Code	Description	Actual (Date Range)	Budget (YTD)	Actual (YTD)	Encumbrance (YTD)	Available (YTD)	% of Budget
24190-1000-55915-1010-001752-0000-00000	Comprehensive Support and Improvement (CSI)-Other Contract Services	\$0.00	\$0.00	\$1,500.00	\$0.00	(\$1,500.00)	0.00
24190-1000-56113-1010-001752-0000-00000	Comprehensive Support and Improvement (CSI)-Software	\$0.00	\$30,202.00	\$2,135.28	\$9,750.00	\$18,316.72	7.06
24190-1000-56118-1010-001752-0000-00000	Comprehensive Support and Improvement (CSI)-General Supplies and Materials	\$197.76	\$2,200.00	\$197.76	\$0.00	\$2,002.24	8.98
<b>Subtotal of Element: Expenditure</b>		<b>\$10,055.81</b>	<b>\$42,402.00</b>	<b>\$40,641.70</b>	<b>\$36,833.73</b>	<b>(\$35,073.43)</b>	<b>95.85</b>
<b>Subtotal of Element: [Function] 1000 - Instruction</b>		<b>\$10,055.81</b>	<b>\$42,402.00</b>	<b>\$40,641.70</b>	<b>\$36,833.73</b>	<b>(\$35,073.43)</b>	<b>95.85</b>
24190-2100-51100-0000-001752-1211-00000	Comprehensive Support and Improvement (CSI)-Salaries Expense	\$0.00	\$25,000.00	\$0.00	\$0.00	\$25,000.00	0.00
24190-2100-51100-0000-001752-1315-00000	Comprehensive Support and Improvement (CSI)-Salaries Expense	\$0.00	\$10,000.00	\$0.00	\$0.00	\$10,000.00	0.00
24190-2100-55915-0000-001752-0000-00000	Comprehensive Support and Improvement (CSI)-Other Contract Services	\$2,000.00	\$0.00	\$8,333.33	\$5,676.67	(\$14,010.00)	0.00
<b>Subtotal of Element: Expenditure</b>		<b>\$2,000.00</b>	<b>\$35,000.00</b>	<b>\$8,333.33</b>	<b>\$5,676.67</b>	<b>\$20,990.00</b>	<b>23.81</b>
<b>Subtotal of Element: [Function] 2100 - Support Services-Students</b>		<b>\$2,000.00</b>	<b>\$35,000.00</b>	<b>\$8,333.33</b>	<b>\$5,676.67</b>	<b>\$20,990.00</b>	<b>23.81</b>
24190-2200-51100-0000-001752-1211-00000	Comprehensive Support and Improvement (CSI)-Salaries Expense	\$0.00	\$10,000.00	\$6,077.18	\$0.00	\$3,922.82	60.77
24190-2200-52111-0000-001752-1211-00000	Comprehensive Support and Improvement (CSI)-Educational Retirement	\$0.00	\$0.00	\$1,103.01	\$0.00	(\$1,103.01)	0.00
24190-2200-52112-0000-001752-1211-00000	Comprehensive Support and Improvement (CSI)-ERA - Retiree Health	\$0.00	\$0.00	\$121.54	\$0.00	(\$121.54)	0.00
24190-2200-52210-0000-001752-1211-00000	Comprehensive Support and Improvement (CSI)-FICA Payments	\$0.00	\$0.00	\$336.96	\$0.00	(\$336.96)	0.00
24190-2200-52220-0000-001752-1211-00000	Comprehensive Support and Improvement (CSI)-Medicare Payments	\$0.00	\$0.00	\$78.81	\$0.00	(\$78.81)	0.00
24190-2200-52311-0000-001752-1211-00000	Comprehensive Support and Improvement (CSI)-Health and Medical Premiums	\$0.00	\$0.00	\$928.11	\$0.00	(\$928.11)	0.00
24190-2200-52312-0000-001752-1211-00000	Comprehensive Support and Improvement (CSI)-Life	\$0.00	\$0.00	\$4.83	\$0.00	(\$4.83)	0.00
24190-2200-52313-0000-001752-1211-00000	Comprehensive Support and Improvement (CSI)-Dental	\$0.00	\$0.00	\$30.20	\$0.00	(\$30.20)	0.00
24190-2200-52314-0000-001752-1211-00000	Comprehensive Support and Improvement (CSI)-Vision	\$0.00	\$0.00	\$5.25	\$0.00	(\$5.25)	0.00
24190-2200-52315-0000-001752-1211-00000	Comprehensive Support and Improvement (CSI)-Disability	\$0.00	\$0.00	\$10.26	\$0.00	(\$10.26)	0.00
24190-2200-52500-0000-001752-1211-00000	Comprehensive Support and Improvement (CSI)-Unemployment Compensation	\$0.00	\$0.00	\$20.04	\$0.00	(\$20.04)	0.00
24190-2200-53330-0000-001752-0000-00000	Comprehensive Support and Improvement (CSI)-Professional Development	\$0.00	\$22,800.00	\$0.00	\$0.00	\$22,800.00	0.00
<b>Subtotal of Element: Expenditure</b>		<b>\$0.00</b>	<b>\$32,800.00</b>	<b>\$8,716.19</b>	<b>\$0.00</b>	<b>\$24,083.81</b>	<b>26.57</b>
<b>Subtotal of Element: [Function] 2200 - Support Services-Instruction</b>		<b>\$0.00</b>	<b>\$32,800.00</b>	<b>\$8,716.19</b>	<b>\$0.00</b>	<b>\$24,083.81</b>	<b>26.57</b>

# Health Leadership High School

## Account Summary Report

Cycle: FY24-25; Begin Date: 02/01/2025; End Date: 02/28/2025; Account Type: Expenditure; Subtotal Elements: Fund,Function; Account Expression: [All]; Subtotal By Account Type: Yes; Include Unposted

Transactions: No; Created On: 3/13/2025 9:29:35 AM

Account Code	Description	Actual (Date Range)	Budget (YTD)	Actual (YTD)	Encumbrance (YTD)	Available (YTD)	% of Budget
24190-2400-53330-0000-001752-0000-00000	Comprehensive Support and Improvement (CSI)- Professional Development	\$200.00	\$0.00	\$600.00	\$9,400.00	(\$10,000.00)	0.00
<b>Subtotal of Element: Expenditure</b>		<b>\$200.00</b>	<b>\$0.00</b>	<b>\$600.00</b>	<b>\$9,400.00</b>	<b>(\$10,000.00)</b>	<b>0.00</b>
<b>Subtotal of Element: [Function] 2400 - Support Services-School Administration</b>		<b>\$200.00</b>	<b>\$0.00</b>	<b>\$600.00</b>	<b>\$9,400.00</b>	<b>(\$10,000.00)</b>	<b>0.00</b>
<b>Subtotal of Element: [Fund] 24190 - Comprehensive Support and Improvement (CSI)</b>		<b>\$12,255.81</b>	<b>\$110,202.00</b>	<b>\$58,291.22</b>	<b>\$51,910.40</b>	<b>\$0.38</b>	<b>52.89</b>
25153-2100-51100-0000-001752-1216-00000	Title XIX MEDICAID 3/21 Years-Salaries Expense	\$228.88	\$3,090.00	\$1,487.72	\$1,144.52	\$457.76	48.14
25153-2100-52111-0000-001752-1216-00000	Title XIX MEDICAID 3/21 Years-Educational Retirement	\$41.54	\$561.00	\$270.01	\$203.14	\$87.85	48.13
25153-2100-52112-0000-001752-1216-00000	Title XIX MEDICAID 3/21 Years-ERA - Retiree Health	\$4.58	\$62.00	\$29.77	\$22.40	\$9.83	48.01
25153-2100-52210-0000-001752-1216-00000	Title XIX MEDICAID 3/21 Years-FICA Payments	\$14.20	\$578.00	\$92.30	\$69.45	\$416.25	15.96
25153-2100-52220-0000-001752-1216-00000	Title XIX MEDICAID 3/21 Years-Medicare Payments	\$3.32	\$45.00	\$21.58	\$16.24	\$7.18	47.95
25153-2100-52311-0000-001752-1216-00000	Title XIX MEDICAID 3/21 Years-Health and Medical Premiums	\$0.00	\$249.00	\$0.00	\$0.00	\$249.00	0.00
25153-2100-52312-0000-001752-1216-00000	Title XIX MEDICAID 3/21 Years-Life	\$0.28	\$3.00	\$1.68	\$1.40	(\$0.08)	56.00
25153-2100-52313-0000-001752-1216-00000	Title XIX MEDICAID 3/21 Years-Dental	\$0.00	\$11.00	\$0.00	\$0.00	\$11.00	0.00
25153-2100-52314-0000-001752-1216-00000	Title XIX MEDICAID 3/21 Years-Vision	\$0.00	\$3.00	\$0.00	\$0.00	\$3.00	0.00
25153-2100-52500-0000-001752-1216-00000	Title XIX MEDICAID 3/21 Years-Unemployment Compensation	\$0.76	\$7.00	\$1.52	\$3.80	\$1.68	21.71
25153-2100-52710-0000-001752-1216-00000	Title XIX MEDICAID 3/21 Years-Workers Compensation Premium	\$0.00	\$51.00	\$51.00	\$0.00	\$0.00	100.00
25153-2100-52720-0000-001752-1216-00000	Title XIX MEDICAID 3/21 Years-Workers Compensation Employer's Fee	\$0.00	\$1.00	\$0.22	\$0.24	\$0.54	22.00
25153-2100-53711-0000-001752-0000-00000	Title XIX MEDICAID 3/21 Years-Other Charges	\$0.00	\$4,252.00	\$0.00	\$0.00	\$4,252.00	0.00
25153-2100-55915-0000-001752-0000-00000	Title XIX MEDICAID 3/21 Years-Other Contract Services	\$0.00	\$14,477.00	\$5,401.60	\$0.00	\$9,075.40	37.31
<b>Subtotal of Element: Expenditure</b>		<b>\$293.56</b>	<b>\$23,390.00</b>	<b>\$7,357.40</b>	<b>\$1,461.19</b>	<b>\$14,571.41</b>	<b>31.46</b>
<b>Subtotal of Element: [Function] 2100 - Support Services-Students</b>		<b>\$293.56</b>	<b>\$23,390.00</b>	<b>\$7,357.40</b>	<b>\$1,461.19</b>	<b>\$14,571.41</b>	<b>31.46</b>
<b>Subtotal of Element: [Fund] 25153 - Title XIX MEDICAID 3/21 Years</b>		<b>\$293.56</b>	<b>\$23,390.00</b>	<b>\$7,357.40</b>	<b>\$1,461.19</b>	<b>\$14,571.41</b>	<b>31.46</b>
26107-1000-51100-1010-001752-1711-00000	REC/District Fiscal Agent-Salaries Expense	\$8,047.88	\$157,368.00	\$65,753.16	\$23,271.08	\$68,343.76	41.78
26107-1000-51300-1010-001752-1411-00000	REC/District Fiscal Agent-Additional Compensation	\$0.00	\$6,000.00	\$2,560.00	\$0.00	\$3,440.00	42.66
26107-1000-51300-1010-001752-1711-00000	REC/District Fiscal Agent-Additional Compensation	\$0.00	\$12,000.00	\$12,800.00	\$0.00	(\$800.00)	106.66
26107-1000-52111-1010-001752-1411-00000	REC/District Fiscal Agent-Educational Retirement	\$0.00	\$1,089.00	\$464.64	\$0.00	\$624.36	42.66
26107-1000-52111-1010-001752-1711-00000	REC/District Fiscal Agent-Educational Retirement	\$1,460.69	\$33,311.00	\$14,257.38	\$3,847.05	\$15,206.57	42.80
26107-1000-52112-1010-001752-1411-00000	REC/District Fiscal Agent-ERA - Retiree Health	\$0.00	\$120.00	\$51.20	\$0.00	\$68.80	42.66



# Health Leadership High School

## Account Summary Report

Cycle: FY24-25; Begin Date: 02/01/2025; End Date: 02/28/2025; Account Type: Expenditure; Subtotal Elements: Fund,Function; Account Expression: [All]; Subtotal By Account Type: Yes; Include Unposted

Transactions: No; Created On: 3/13/2025 9:29:35 AM

Account Code	Description	Actual (Date Range)	Budget (YTD)	Actual (YTD)	Encumbrance (YTD)	Available (YTD)	% of Budget
26107-1000-52112-1010-001752-1711-00000	REC/District Fiscal Agent-ERA - Retiree Health	\$160.95	\$3,672.00	\$1,570.96	\$423.77	\$1,677.27	42.78
26107-1000-52210-1010-001752-1411-00000	REC/District Fiscal Agent-FICA Payments	\$0.00	\$372.00	\$154.92	\$0.00	\$217.08	41.64
26107-1000-52210-1010-001752-1711-00000	REC/District Fiscal Agent-FICA Payments	\$498.53	\$11,382.00	\$4,867.14	\$1,312.29	\$5,202.57	42.76
26107-1000-52220-1010-001752-1411-00000	REC/District Fiscal Agent-Medicare Payments	\$0.00	\$87.00	\$36.23	\$0.00	\$50.77	41.64
26107-1000-52220-1010-001752-1711-00000	REC/District Fiscal Agent-Medicare Payments	\$116.60	\$2,665.00	\$1,138.37	\$306.97	\$1,219.66	42.71
26107-1000-52311-1010-001752-1711-00000	REC/District Fiscal Agent-Health and Medical Premiums	\$0.00	\$12,583.00	\$0.00	\$0.00	\$12,583.00	0.00
26107-1000-52312-1010-001752-1711-00000	REC/District Fiscal Agent-Life	\$22.18	\$333.00	\$179.75	\$53.30	\$99.95	53.97
26107-1000-52313-1010-001752-1711-00000	REC/District Fiscal Agent-Dental	\$19.09	\$411.00	\$143.57	\$95.50	\$171.93	34.93
26107-1000-52314-1010-001752-1711-00000	REC/District Fiscal Agent-Vision	\$9.56	\$136.00	\$66.38	\$22.00	\$47.62	48.80
26107-1000-52315-1010-001752-1711-00000	REC/District Fiscal Agent-Disability	\$7.12	\$384.00	\$52.44	\$35.60	\$295.96	13.65
26107-1000-52500-1010-001752-1411-00000	REC/District Fiscal Agent-Unemployment Compensation	\$0.00	\$0.00	\$2.11	\$0.00	(\$2.11)	0.00
26107-1000-52500-1010-001752-1711-00000	REC/District Fiscal Agent-Unemployment Compensation	\$26.56	\$732.00	\$250.73	\$78.21	\$403.06	34.25
26107-1000-52710-1010-001752-1711-00000	REC/District Fiscal Agent-Workers Compensation Premium	\$0.00	\$2,796.00	\$0.00	\$0.00	\$2,796.00	0.00
26107-1000-52720-1010-001752-1711-00000	REC/District Fiscal Agent-Workers Compensation Employer's Fee	\$0.00	\$59.00	\$15.40	\$13.10	\$30.50	26.10
<b>Subtotal of Element: Expenditure</b>		<b>\$10,369.16</b>	<b>\$245,500.00</b>	<b>\$104,364.38</b>	<b>\$29,458.87</b>	<b>\$111,676.75</b>	<b>42.51</b>
<b>Subtotal of Element: [Function] 1000 - Instruction</b>		<b>\$10,369.16</b>	<b>\$245,500.00</b>	<b>\$104,364.38</b>	<b>\$29,458.87</b>	<b>\$111,676.75</b>	<b>42.51</b>
<b>Subtotal of Element: [Fund] 26107 - REC/District Fiscal Agent</b>		<b>\$10,369.16</b>	<b>\$245,500.00</b>	<b>\$104,364.38</b>	<b>\$29,458.87</b>	<b>\$111,676.75</b>	<b>42.51</b>
26121-2100-56118-0000-001752-0000-00000	Kellogg Fund/Kellogg Foundation-General Supplies and Materials	\$0.00	\$5,000.00	\$0.00	\$0.00	\$5,000.00	0.00
<b>Subtotal of Element: Expenditure</b>		<b>\$0.00</b>	<b>\$5,000.00</b>	<b>\$0.00</b>	<b>\$0.00</b>	<b>\$5,000.00</b>	<b>0.00</b>
<b>Subtotal of Element: [Function] 2100 - Support Services-Students</b>		<b>\$0.00</b>	<b>\$5,000.00</b>	<b>\$0.00</b>	<b>\$0.00</b>	<b>\$5,000.00</b>	<b>0.00</b>
<b>Subtotal of Element: [Fund] 26121 - Kellogg Fund/Kellogg Foundation</b>		<b>\$0.00</b>	<b>\$5,000.00</b>	<b>\$0.00</b>	<b>\$0.00</b>	<b>\$5,000.00</b>	<b>0.00</b>
27107-2200-56114-0000-001752-0000-00000	Library GO Bonds-Library And Audio-Visual	\$0.00	\$4,986.00	\$0.00	\$0.00	\$4,986.00	0.00
<b>Subtotal of Element: Expenditure</b>		<b>\$0.00</b>	<b>\$4,986.00</b>	<b>\$0.00</b>	<b>\$0.00</b>	<b>\$4,986.00</b>	<b>0.00</b>
<b>Subtotal of Element: [Function] 2200 - Support Services-Instruction</b>		<b>\$0.00</b>	<b>\$4,986.00</b>	<b>\$0.00</b>	<b>\$0.00</b>	<b>\$4,986.00</b>	<b>0.00</b>
<b>Subtotal of Element: [Fund] 27107 - Library GO Bonds</b>		<b>\$0.00</b>	<b>\$4,986.00</b>	<b>\$0.00</b>	<b>\$0.00</b>	<b>\$4,986.00</b>	<b>0.00</b>
27109-1000-56105-1010-001752-0000-00000	Instructional Materials-Instructional Materials – Operational	\$0.00	\$0.00	\$0.00	\$1,959.25	(\$1,959.25)	0.00

# Health Leadership High School

## Account Summary Report

Cycle: FY24-25; Begin Date: 02/01/2025; End Date: 02/28/2025; Account Type: Expenditure; Subtotal Elements: Fund,Function; Account Expression: [All]; Subtotal By Account Type: Yes; Include Unposted

Transactions: No; Created On: 3/13/2025 9:29:35 AM

Account Code	Description	Actual (Date Range)	Budget (YTD)	Actual (YTD)	Encumbrance (YTD)	Available (YTD)	% of Budget
27109-1000-56107-1010-001752-0000-00000	Instructional Materials Credit - 50% Textbooks	\$0.00	\$975.00	\$1,290.95	\$0.00	(\$315.95)	132.40
27109-1000-56111-1010-001752-0000-00000	Instructional Materials-Instructional Materials Cash - 50% Textbooks	\$0.00	\$3,212.00	\$0.00	\$0.00	\$3,212.00	0.00
<b>Subtotal of Element: Expenditure</b>		<b>\$0.00</b>	<b>\$4,187.00</b>	<b>\$1,290.95</b>	<b>\$1,959.25</b>	<b>\$936.80</b>	<b>30.83</b>
<b>Subtotal of Element: [Function] 1000 - Instruction</b>		<b>\$0.00</b>	<b>\$4,187.00</b>	<b>\$1,290.95</b>	<b>\$1,959.25</b>	<b>\$936.80</b>	<b>30.83</b>
<b>Subtotal of Element: [Fund] 27109 - Instructional Materials</b>		<b>\$0.00</b>	<b>\$4,187.00</b>	<b>\$1,290.95</b>	<b>\$1,959.25</b>	<b>\$936.80</b>	<b>30.83</b>
27416-1000-51100-1010-001752-1411-00000	State funded Out of School Time Program-Salaries Expense	\$2,052.02	\$1,027.00	\$13,338.13	\$0.00	(\$12,311.13)	1,298.74
27416-1000-51300-1010-001752-1411-00000	State funded Out of School Time Program-Additional Compensation	\$0.00	\$33,124.00	\$0.00	\$0.00	\$33,124.00	0.00
27416-1000-52111-1010-001752-1411-00000	State funded Out of School Time Program-Educational Retirement	\$372.44	\$187.00	\$2,420.86	\$0.00	(\$2,233.86)	1,294.57
27416-1000-52112-1010-001752-1411-00000	State funded Out of School Time Program-ERA - Retiree Health	\$41.04	\$21.00	\$266.76	\$0.00	(\$245.76)	1,270.28
27416-1000-52210-1010-001752-1411-00000	State funded Out of School Time Program-FICA Payments	\$127.22	\$64.00	\$826.93	\$0.00	(\$762.93)	1,292.07
27416-1000-52220-1010-001752-1411-00000	State funded Out of School Time Program-Medicare Payments	\$29.76	\$15.00	\$193.44	\$0.00	(\$178.44)	1,289.60
27416-1000-52312-1010-001752-1411-00000	State funded Out of School Time Program-Life	\$1.82	\$1.00	\$10.92	\$0.00	(\$9.92)	1,092.00
27416-1000-52500-1010-001752-1411-00000	State funded Out of School Time Program-Unemployment Compensation	\$6.78	\$4.00	\$39.33	\$0.00	(\$35.33)	983.25
27416-1000-52720-1010-001752-1411-00000	State funded Out of School Time Program-Workers Compensation Employer's Fee	\$0.00	\$0.00	\$1.46	\$0.00	(\$1.46)	0.00
<b>Subtotal of Element: Expenditure</b>		<b>\$2,631.08</b>	<b>\$34,443.00</b>	<b>\$17,097.83</b>	<b>\$0.00</b>	<b>\$17,345.17</b>	<b>49.64</b>
<b>Subtotal of Element: [Function] 1000 - Instruction</b>		<b>\$2,631.08</b>	<b>\$34,443.00</b>	<b>\$17,097.83</b>	<b>\$0.00</b>	<b>\$17,345.17</b>	<b>49.64</b>
<b>Subtotal of Element: [Fund] 27416 - State funded Out of School Time Program</b>		<b>\$2,631.08</b>	<b>\$34,443.00</b>	<b>\$17,097.83</b>	<b>\$0.00</b>	<b>\$17,345.17</b>	<b>49.64</b>
27502-1000-56118-3000-001752-0000-00000	Next Gen Career & Technology (CTE)-General Supplies and Materials	\$0.00	\$6,649.00	\$0.00	\$0.00	\$6,649.00	0.00
<b>Subtotal of Element: Expenditure</b>		<b>\$0.00</b>	<b>\$6,649.00</b>	<b>\$0.00</b>	<b>\$0.00</b>	<b>\$6,649.00</b>	<b>0.00</b>
<b>Subtotal of Element: [Function] 1000 - Instruction</b>		<b>\$0.00</b>	<b>\$6,649.00</b>	<b>\$0.00</b>	<b>\$0.00</b>	<b>\$6,649.00</b>	<b>0.00</b>
<b>Subtotal of Element: [Fund] 27502 - Next Gen Career &amp; Technology (CTE)</b>		<b>\$0.00</b>	<b>\$6,649.00</b>	<b>\$0.00</b>	<b>\$0.00</b>	<b>\$6,649.00</b>	<b>0.00</b>
27512-1000-51100-1010-001752-1711-00000	High-Dosage Tutoring-Salaries Expense	\$9,245.44	\$64,420.00	\$36,687.75	\$28,768.84	(\$1,036.59)	56.95
27512-1000-51300-1010-001752-1411-00000	High-Dosage Tutoring-Additional Compensation	\$0.00	\$0.00	\$2,500.00	\$0.00	(\$2,500.00)	0.00
27512-1000-51300-1010-001752-1711-00000	High-Dosage Tutoring-Additional Compensation	\$0.00	\$0.00	\$1,000.00	\$0.00	(\$1,000.00)	0.00

# Health Leadership High School

## Account Summary Report

Cycle: FY24-25; Begin Date: 02/01/2025; End Date: 02/28/2025; Account Type: Expenditure; Subtotal Elements: Fund,Function; Account Expression: [All]; Subtotal By Account Type: Yes; Include Unposted

Transactions: No; Created On: 3/13/2025 9:29:35 AM

Account Code	Description	Actual (Date Range)	Budget (YTD)	Actual (YTD)	Encumbrance (YTD)	Available (YTD)	% of Budget
27512-1000-52111-1010-001752-1411-00000	High-Dosage Tutoring-Educational Retirement	\$0.00	\$0.00	\$453.75	\$0.00	(\$453.75)	0.00
27512-1000-52111-1010-001752-1711-00000	High-Dosage Tutoring-Educational Retirement	\$1,678.04	\$4,101.00	\$6,658.82	\$5,331.93	(\$7,889.75)	162.37
27512-1000-52112-1010-001752-1411-00000	High-Dosage Tutoring-ERA - Retiree Health	\$0.00	\$0.00	\$50.00	\$0.00	(\$50.00)	0.00
27512-1000-52112-1010-001752-1711-00000	High-Dosage Tutoring-ERA - Retiree Health	\$184.92	\$12,005.00	\$733.82	\$587.57	\$10,683.61	6.11
27512-1000-52210-1010-001752-1411-00000	High-Dosage Tutoring-FICA Payments	\$0.00	\$0.00	\$150.68	\$0.00	(\$150.68)	0.00
27512-1000-52210-1010-001752-1711-00000	High-Dosage Tutoring-FICA Payments	\$572.38	\$4,101.00	\$2,333.46	\$1,819.02	(\$51.48)	56.89
27512-1000-52220-1010-001752-1411-00000	High-Dosage Tutoring-Medicare Payments	\$0.00	\$0.00	\$35.24	\$0.00	(\$35.24)	0.00
27512-1000-52220-1010-001752-1711-00000	High-Dosage Tutoring-Medicare Payments	\$133.86	\$959.00	\$545.71	\$425.38	(\$12.09)	56.90
27512-1000-52311-1010-001752-1711-00000	High-Dosage Tutoring-Health and Medical Premiums	\$0.00	\$28,686.00	\$0.00	\$0.00	\$28,686.00	0.00
27512-1000-52312-1010-001752-1711-00000	High-Dosage Tutoring-Life	\$23.04	\$120.00	\$83.52	\$63.36	(\$26.88)	69.60
27512-1000-52313-1010-001752-1711-00000	High-Dosage Tutoring-Dental	\$44.92	\$1,200.00	\$169.08	\$123.53	\$907.39	14.09
27512-1000-52314-1010-001752-1711-00000	High-Dosage Tutoring-Vision	\$10.36	\$600.00	\$38.61	\$28.49	\$532.90	6.43
27512-1000-52315-1010-001752-1711-00000	High-Dosage Tutoring-Disability	\$16.28	\$250.00	\$63.41	\$44.77	\$141.82	25.36
27512-1000-52500-1010-001752-1411-00000	High-Dosage Tutoring-Unemployment Compensation	\$0.00	\$0.00	\$2.64	\$0.00	(\$2.64)	0.00
27512-1000-52500-1010-001752-1711-00000	High-Dosage Tutoring-Unemployment Compensation	\$30.52	\$0.00	\$109.91	\$96.93	(\$206.84)	0.00
27512-1000-52720-1010-001752-1711-00000	High-Dosage Tutoring-Workers Compensation Employer's Fee	\$4.60	\$0.00	\$9.20	\$9.20	(\$18.40)	0.00
27512-1000-56113-1010-001752-0000-00000	High-Dosage Tutoring-Software	\$0.00	\$0.00	\$11,508.25	\$9,500.00	(\$21,008.25)	0.00
27512-1000-56118-1010-001752-0000-00000	High-Dosage Tutoring-General Supplies and Materials	\$0.00	\$3,558.00	\$0.00	\$0.00	\$3,558.00	0.00
<b>Subtotal of Element: Expenditure</b>		<b>\$11,944.36</b>	<b>\$120,000.00</b>	<b>\$63,133.85</b>	<b>\$46,799.02</b>	<b>\$10,067.13</b>	<b>52.61</b>
<b>Subtotal of Element: [Function] 1000 - Instruction</b>		<b>\$11,944.36</b>	<b>\$120,000.00</b>	<b>\$63,133.85</b>	<b>\$46,799.02</b>	<b>\$10,067.13</b>	<b>52.61</b>
27512-2100-51300-0000-001752-1211-00000	High-Dosage Tutoring-Additional Compensation	\$0.00	\$0.00	\$500.00	\$0.00	(\$500.00)	0.00
27512-2100-52111-0000-001752-1211-00000	High-Dosage Tutoring-Educational Retirement	\$0.00	\$0.00	\$90.75	\$0.00	(\$90.75)	0.00
27512-2100-52112-0000-001752-1211-00000	High-Dosage Tutoring-ERA - Retiree Health	\$0.00	\$0.00	\$10.00	\$0.00	(\$10.00)	0.00
27512-2100-52210-0000-001752-1211-00000	High-Dosage Tutoring-FICA Payments	\$0.00	\$0.00	\$29.80	\$0.00	(\$29.80)	0.00
27512-2100-52220-0000-001752-1211-00000	High-Dosage Tutoring-Medicare Payments	\$0.00	\$0.00	\$6.97	\$0.00	(\$6.97)	0.00
<b>Subtotal of Element: Expenditure</b>		<b>\$0.00</b>	<b>\$0.00</b>	<b>\$637.52</b>	<b>\$0.00</b>	<b>(\$637.52)</b>	<b>0.00</b>
<b>Subtotal of Element: [Function] 2100 - Support Services-Students</b>		<b>\$0.00</b>	<b>\$0.00</b>	<b>\$637.52</b>	<b>\$0.00</b>	<b>(\$637.52)</b>	<b>0.00</b>
27512-2200-53330-0000-001752-0000-00000	High-Dosage Tutoring-Professional Development	\$0.00	\$0.00	\$3,000.00	\$0.00	(\$3,000.00)	0.00
<b>Subtotal of Element: Expenditure</b>		<b>\$0.00</b>	<b>\$0.00</b>	<b>\$3,000.00</b>	<b>\$0.00</b>	<b>(\$3,000.00)</b>	<b>0.00</b>
<b>Subtotal of Element: [Function] 2200 - Support Services-Instruction</b>		<b>\$0.00</b>	<b>\$0.00</b>	<b>\$3,000.00</b>	<b>\$0.00</b>	<b>(\$3,000.00)</b>	<b>0.00</b>

# Health Leadership High School

## Account Summary Report

Cycle: FY24-25; Begin Date: 02/01/2025; End Date: 02/28/2025; Account Type: Expenditure; Subtotal Elements: Fund,Function; Account Expression: [All]; Subtotal By Account Type: Yes; Include Unposted

Transactions: No; Created On: 3/13/2025 9:29:35 AM

Account Code	Description	Actual (Date Range)	Budget (YTD)	Actual (YTD)	Encumbrance (YTD)	Available (YTD)	% of Budget
27512-2400-51300-0000-001752-1217-00000	High-Dosage Tutoring-Additional Compensation	\$0.00	\$0.00	\$500.00	\$0.00	(\$500.00)	0.00
27512-2400-52111-0000-001752-1217-00000	High-Dosage Tutoring-Educational Retirement	\$0.00	\$0.00	\$90.75	\$0.00	(\$90.75)	0.00
27512-2400-52112-0000-001752-1217-00000	High-Dosage Tutoring-ERA - Retiree Health	\$0.00	\$0.00	\$10.00	\$0.00	(\$10.00)	0.00
27512-2400-52210-0000-001752-1217-00000	High-Dosage Tutoring-FICA Payments	\$0.00	\$0.00	\$31.00	\$0.00	(\$31.00)	0.00
27512-2400-52220-0000-001752-1217-00000	High-Dosage Tutoring-Medicare Payments	\$0.00	\$0.00	\$7.25	\$0.00	(\$7.25)	0.00
<b>Subtotal of Element: Expenditure</b>		<b>\$0.00</b>	<b>\$0.00</b>	<b>\$639.00</b>	<b>\$0.00</b>	<b>(\$639.00)</b>	<b>0.00</b>
<b>Subtotal of Element: [Function] 2400 - Support Services-School Administration</b>		<b>\$0.00</b>	<b>\$0.00</b>	<b>\$639.00</b>	<b>\$0.00</b>	<b>(\$639.00)</b>	<b>0.00</b>
<b>Subtotal of Element: [Fund] 27512 - High-Dosage Tutoring</b>		<b>\$11,944.36</b>	<b>\$120,000.00</b>	<b>\$67,410.37</b>	<b>\$46,799.02</b>	<b>\$5,790.61</b>	<b>56.18</b>
27528-1000-56118-1010-001752-0000-00000	Community School and Family Engagement-General Supplies and Materials	\$0.00	\$10,000.00	\$0.00	\$2,117.54	\$7,882.46	0.00
<b>Subtotal of Element: Expenditure</b>		<b>\$0.00</b>	<b>\$10,000.00</b>	<b>\$0.00</b>	<b>\$2,117.54</b>	<b>\$7,882.46</b>	<b>0.00</b>
<b>Subtotal of Element: [Function] 1000 - Instruction</b>		<b>\$0.00</b>	<b>\$10,000.00</b>	<b>\$0.00</b>	<b>\$2,117.54</b>	<b>\$7,882.46</b>	<b>0.00</b>
27528-2100-52312-0000-001752-1211-00000	Community School and Family Engagement-Life	\$2.88	\$0.00	\$2.88	\$0.00	(\$2.88)	0.00
<b>Subtotal of Element: Expenditure</b>		<b>\$2.88</b>	<b>\$0.00</b>	<b>\$2.88</b>	<b>\$0.00</b>	<b>(\$2.88)</b>	<b>0.00</b>
<b>Subtotal of Element: [Function] 2100 - Support Services-Students</b>		<b>\$2.88</b>	<b>\$0.00</b>	<b>\$2.88</b>	<b>\$0.00</b>	<b>(\$2.88)</b>	<b>0.00</b>
27528-2200-51100-0000-001752-1211-00000	Community School and Family Engagement-Salaries Expense	\$2,433.90	\$30,401.00	\$19,666.55	\$10,952.92	(\$218.47)	64.69
27528-2200-51100-1010-001752-1211-00000	Community School and Family Engagement-Salaries Expense	\$0.00	\$11,095.00	\$0.00	\$0.00	\$11,095.00	0.00
27528-2200-52111-0000-001752-1211-00000	Community School and Family Engagement-Educational Retirement	\$441.75	\$5,518.00	\$3,569.48	\$2,029.28	(\$80.76)	64.68
27528-2200-52111-1010-001752-1211-00000	Community School and Family Engagement-Educational Retirement	\$0.00	\$10,650.00	\$0.00	\$0.00	\$10,650.00	0.00
27528-2200-52112-0000-001752-1211-00000	Community School and Family Engagement-ERA - Retiree Health	\$48.68	\$608.00	\$393.33	\$223.59	(\$8.92)	64.69
27528-2200-52112-1010-001752-1211-00000	Community School and Family Engagement-ERA - Retiree Health	\$0.00	\$1,174.00	\$0.00	\$0.00	\$1,174.00	0.00
27528-2200-52210-0000-001752-1211-00000	Community School and Family Engagement-FICA Payments	\$150.90	\$1,885.00	\$1,219.32	\$693.20	(\$27.52)	64.68
27528-2200-52210-1010-001752-1211-00000	Community School and Family Engagement-FICA Payments	\$0.00	\$3,638.00	\$0.00	\$0.00	\$3,638.00	0.00
27528-2200-52220-0000-001752-1211-00000	Community School and Family Engagement-Medicare Payments	\$35.30	\$441.00	\$285.16	\$162.14	(\$6.30)	64.66
27528-2200-52220-1010-001752-1211-00000	Community School and Family Engagement-Medicare Payments	\$0.00	\$851.00	\$0.00	\$0.00	\$851.00	0.00
27528-2200-52312-0000-001752-1211-00000	Community School and Family Engagement-Life	\$8.64	\$78.00	\$48.96	\$31.68	(\$2.64)	62.76

# Health Leadership High School

## Account Summary Report

Cycle: FY24-25; Begin Date: 02/01/2025; End Date: 02/28/2025; Account Type: Expenditure; Subtotal Elements: Fund,Function; Account Expression: [All]; Subtotal By Account Type: Yes; Include Unposted

Transactions: No; Created On: 3/13/2025 9:29:35 AM

Account Code	Description	Actual (Date Range)	Budget (YTD)	Actual (YTD)	Encumbrance (YTD)	Available (YTD)	% of Budget
27528-2200-52500-0000-001752-1211-00000	Community School and Family Engagement-Unemployment Compensation	\$8.03	\$101.00	\$64.91	\$36.94	(\$0.85)	64.26
27528-2200-52720-0000-001752-1211-00000	Community School and Family Engagement-Workers Compensation Employer's Fee	\$0.00	\$10.00	\$2.30	\$4.60	\$3.10	23.00
27528-2200-52720-1010-001752-1211-00000	Community School and Family Engagement-Workers Compensation Employer's Fee	\$0.00	\$10.00	\$0.00	\$0.00	\$10.00	0.00
27528-2200-53330-0000-001752-0000-00000	Community School and Family Engagement-Professional Development	\$0.00	\$17,000.00	\$0.00	\$48,921.55	(\$31,921.55)	0.00
27528-2200-53414-1010-001752-0000-00000	Community School and Family Engagement-Other Services	\$0.00	\$3,000.00	\$0.00	\$0.00	\$3,000.00	0.00
<b>Subtotal of Element: Expenditure</b>		<b>\$3,127.20</b>	<b>\$86,460.00</b>	<b>\$25,250.01</b>	<b>\$63,055.90</b>	<b>(\$1,845.91)</b>	<b>29.20</b>
<b>Subtotal of Element: [Function] 2200 - Support Services-Instruction</b>		<b>\$3,127.20</b>	<b>\$86,460.00</b>	<b>\$25,250.01</b>	<b>\$63,055.90</b>	<b>(\$1,845.91)</b>	<b>29.20</b>
27528-2300-53414-1010-001752-0000-00000	Community School and Family Engagement-Other Services	\$0.00	\$8,540.00	\$0.00	\$5,539.38	\$3,000.62	0.00
<b>Subtotal of Element: Expenditure</b>		<b>\$0.00</b>	<b>\$8,540.00</b>	<b>\$0.00</b>	<b>\$5,539.38</b>	<b>\$3,000.62</b>	<b>0.00</b>
<b>Subtotal of Element: [Function] 2300 - Support Services-General Administration</b>		<b>\$0.00</b>	<b>\$8,540.00</b>	<b>\$0.00</b>	<b>\$5,539.38</b>	<b>\$3,000.62</b>	<b>0.00</b>
<b>Subtotal of Element: [Fund] 27528 - Community School and Family Engagement</b>		<b>\$3,130.08</b>	<b>\$105,000.00</b>	<b>\$25,252.89</b>	<b>\$70,712.82</b>	<b>\$9,034.29</b>	<b>24.05</b>
27552-1000-51100-1010-001752-1621-00000	CTE State Wide Innovation Zones-Salaries Expense	\$0.00	\$75,637.00	\$0.00	\$0.00	\$75,637.00	0.00
27552-1000-51100-3000-001752-1415-00000	CTE State Wide Innovation Zones-Salaries Expense	\$1,416.26	\$0.00	\$9,550.65	\$2,527.08	(\$12,077.73)	0.00
27552-1000-51300-1010-001752-1411-00000	CTE State Wide Innovation Zones-Additional	\$0.00	\$10,000.00	\$0.00	\$0.00	\$10,000.00	0.00
27552-1000-51300-1010-001752-1624-00000	CTE State Wide Innovation Zones-Additional	\$0.00	\$0.00	\$300.00	\$0.00	(\$300.00)	0.00
27552-1000-52210-3000-001752-1415-00000	CTE State Wide Innovation Zones-FICA Payments	\$87.80	\$0.00	\$592.11	\$0.00	(\$592.11)	0.00
27552-1000-52220-1010-001752-1624-00000	CTE State Wide Innovation Zones-Medicare Payments	\$0.00	\$0.00	\$4.36	\$0.00	(\$4.36)	0.00
27552-1000-52220-3000-001752-1415-00000	CTE State Wide Innovation Zones-Medicare Payments	\$20.54	\$0.00	\$138.49	\$0.00	(\$138.49)	0.00
27552-1000-52500-1010-001752-1624-00000	CTE State Wide Innovation Zones-Unemployment Compensation	\$0.00	\$0.00	\$1.00	\$0.00	(\$1.00)	0.00
27552-1000-52500-3000-001752-1415-00000	CTE State Wide Innovation Zones-Unemployment Compensation	\$4.68	\$0.00	\$31.53	\$4.29	(\$35.82)	0.00
27552-1000-52720-3000-001752-1415-00000	CTE State Wide Innovation Zones-Workers Compensation Employer's Fee	\$0.00	\$0.00	\$2.30	\$6.90	(\$9.20)	0.00
27552-1000-53414-0000-001752-0000-00000	CTE State Wide Innovation Zones-Other Services	\$0.00	\$0.00	\$1,987.44	\$0.00	(\$1,987.44)	0.00
27552-1000-53711-1010-001752-0000-00000	CTE State Wide Innovation Zones-Other Charges	\$0.00	\$0.00	\$536.75	\$500.00	(\$1,036.75)	0.00
27552-1000-55817-1010-001752-0000-00000	CTE State Wide Innovation Zones-Student Travel	\$0.00	\$10,000.00	\$3,579.00	\$21,039.00	(\$14,618.00)	35.79
27552-1000-56112-1010-001752-0000-00000	CTE State Wide Innovation Zones-Other Textbooks	\$0.00	\$0.00	\$303.00	\$0.00	(\$303.00)	0.00
27552-1000-56113-1010-001752-0000-00000	CTE State Wide Innovation Zones-Software	\$0.00	\$24,795.00	\$0.00	\$0.00	\$24,795.00	0.00

# Health Leadership High School

## Account Summary Report

Cycle: FY24-25; Begin Date: 02/01/2025; End Date: 02/28/2025; Account Type: Expenditure; Subtotal Elements: Fund,Function; Account Expression: [All]; Subtotal By Account Type: Yes; Include Unposted

Transactions: No; Created On: 3/13/2025 9:29:35 AM

Account Code	Description	Actual (Date Range)	Budget (YTD)	Actual (YTD)	Encumbrance (YTD)	Available (YTD)	% of Budget
27552-1000-56118-1010-001752-0000-00000	CTE State Wide Innovation Zones-General Supplies and Materials	\$0.00	\$28,500.00	\$6,949.80	\$7,147.38	\$14,402.82	24.38
<b>Subtotal of Element: Expenditure</b>		<b>\$1,529.28</b>	<b>\$148,932.00</b>	<b>\$23,976.43</b>	<b>\$31,224.65</b>	<b>\$93,730.92</b>	<b>16.10</b>
<b>Subtotal of Element: [Function] 1000 - Instruction</b>		<b>\$1,529.28</b>	<b>\$148,932.00</b>	<b>\$23,976.43</b>	<b>\$31,224.65</b>	<b>\$93,730.92</b>	<b>16.10</b>
27552-2100-51100-0000-001752-1211-00000	CTE State Wide Innovation Zones-Salaries Expense	\$324.00	\$50,000.00	\$324.00	\$239.25	\$49,436.75	0.64
27552-2100-51100-2000-001752-1214-00000	CTE State Wide Innovation Zones-Salaries Expense	\$2,896.76	\$0.00	\$16,134.06	\$15,931.85	(\$32,065.91)	0.00
27552-2100-52111-0000-001752-1211-00000	CTE State Wide Innovation Zones-Educational Retirement	\$0.00	\$9,075.00	\$0.00	\$0.00	\$9,075.00	0.00
27552-2100-52111-2000-001752-1214-00000	CTE State Wide Innovation Zones-Educational Retirement	\$525.76	\$0.00	\$2,928.31	\$2,891.71	(\$5,820.02)	0.00
27552-2100-52112-0000-001752-1211-00000	CTE State Wide Innovation Zones-ERA - Retiree Health	\$0.00	\$1,000.00	\$0.00	\$0.00	\$1,000.00	0.00
27552-2100-52112-2000-001752-1214-00000	CTE State Wide Innovation Zones-ERA - Retiree Health	\$57.94	\$0.00	\$322.69	\$318.67	(\$641.36)	0.00
27552-2100-52210-0000-001752-1211-00000	CTE State Wide Innovation Zones-FICA Payments	\$0.00	\$3,100.00	\$0.00	\$0.00	\$3,100.00	0.00
27552-2100-52210-2000-001752-1214-00000	CTE State Wide Innovation Zones-FICA Payments	\$159.68	\$0.00	\$919.18	\$813.50	(\$1,732.68)	0.00
27552-2100-52220-0000-001752-1211-00000	CTE State Wide Innovation Zones-Medicare Payments	\$0.00	\$725.00	\$0.00	\$0.00	\$725.00	0.00
27552-2100-52220-2000-001752-1214-00000	CTE State Wide Innovation Zones-Medicare Payments	\$37.34	\$0.00	\$215.00	\$190.16	(\$405.16)	0.00
27552-2100-52311-0000-001752-1211-00000	CTE State Wide Innovation Zones-Health and Medical Premiums	\$0.00	\$12,698.00	\$0.00	\$0.00	\$12,698.00	0.00
27552-2100-52311-2000-001752-1214-00000	CTE State Wide Innovation Zones-Health and Medical Premiums	\$466.06	\$0.00	\$2,615.97	\$2,563.23	(\$5,179.20)	0.00
27552-2100-52312-0000-001752-1211-00000	CTE State Wide Innovation Zones-Life	\$0.00	\$60.00	\$0.00	\$0.00	\$60.00	0.00
27552-2100-52312-2000-001752-1214-00000	CTE State Wide Innovation Zones-Life	\$3.74	\$0.00	\$23.48	\$20.57	(\$44.05)	0.00
27552-2100-52313-0000-001752-1211-00000	CTE State Wide Innovation Zones-Dental	\$0.00	\$600.00	\$0.00	\$0.00	\$600.00	0.00
27552-2100-52313-2000-001752-1214-00000	CTE State Wide Innovation Zones-Dental	\$11.72	\$0.00	\$72.40	\$64.46	(\$136.86)	0.00
27552-2100-52314-0000-001752-1211-00000	CTE State Wide Innovation Zones-Vision	\$0.00	\$300.00	\$0.00	\$0.00	\$300.00	0.00
27552-2100-52314-2000-001752-1214-00000	CTE State Wide Innovation Zones-Vision	\$4.22	\$0.00	\$4.22	\$23.21	(\$27.43)	0.00
27552-2100-52500-2000-001752-1214-00000	CTE State Wide Innovation Zones-Unemployment Compensation	\$9.56	\$0.00	\$9.56	\$52.58	(\$62.14)	0.00
27552-2100-52720-2000-001752-1214-00000	CTE State Wide Innovation Zones-Workers Compensation Employer's Fee	\$0.00	\$0.00	\$1.04	\$2.98	(\$4.02)	0.00
27552-2100-52913-0000-001752-1211-00000	CTE State Wide Innovation Zones-Workers Compensation Employee Fees	\$0.00	\$10.00	\$0.00	\$0.00	\$10.00	0.00
27552-2100-53414-0000-001752-0000-00000	CTE State Wide Innovation Zones-Other Services	\$0.00	\$0.00	\$0.00	\$1,395.00	(\$1,395.00)	0.00
27552-2100-55915-0000-001752-0000-00000	CTE State Wide Innovation Zones-Other Contract Services	\$0.00	\$5,000.00	\$0.00	\$0.00	\$5,000.00	0.00
27552-2100-56113-0000-001752-0000-00000	CTE State Wide Innovation Zones-Software	\$0.00	\$0.00	\$1,455.00	\$0.00	(\$1,455.00)	0.00

# Health Leadership High School

## Account Summary Report

Cycle: FY24-25; Begin Date: 02/01/2025; End Date: 02/28/2025; Account Type: Expenditure; Subtotal Elements: Fund,Function; Account Expression: [All]; Subtotal By Account Type: Yes; Include Unposted

Transactions: No; Created On: 3/13/2025 9:29:35 AM

Account Code	Description	Actual (Date Range)	Budget (YTD)	Actual (YTD)	Encumbrance (YTD)	Available (YTD)	% of Budget
<b>Subtotal of Element: Expenditure</b>		<b>\$4,496.78</b>	<b>\$82,568.00</b>	<b>\$25,024.91</b>	<b>\$24,507.17</b>	<b>\$33,035.92</b>	<b>30.31</b>
<b>Subtotal of Element: [Function] 2100 - Support Services-Students</b>		<b>\$4,496.78</b>	<b>\$82,568.00</b>	<b>\$25,024.91</b>	<b>\$24,507.17</b>	<b>\$33,035.92</b>	<b>30.31</b>
27552-2200-53330-0000-001752-0000-00000	CTE State Wide Innovation Zones-Professional Development	\$2,415.00	\$17,500.00	\$2,569.00	\$9,399.76	\$5,531.24	14.68
<b>Subtotal of Element: Expenditure</b>		<b>\$2,415.00</b>	<b>\$17,500.00</b>	<b>\$2,569.00</b>	<b>\$9,399.76</b>	<b>\$5,531.24</b>	<b>14.68</b>
<b>Subtotal of Element: [Function] 2200 - Support Services-Instruction</b>		<b>\$2,415.00</b>	<b>\$17,500.00</b>	<b>\$2,569.00</b>	<b>\$9,399.76</b>	<b>\$5,531.24</b>	<b>14.68</b>
27552-2300-53330-0000-001752-0000-00000	CTE State Wide Innovation Zones-Professional Development	\$0.00	\$0.00	\$0.00	\$2,795.00	(\$2,795.00)	0.00
<b>Subtotal of Element: Expenditure</b>		<b>\$0.00</b>	<b>\$0.00</b>	<b>\$0.00</b>	<b>\$2,795.00</b>	<b>(\$2,795.00)</b>	<b>0.00</b>
<b>Subtotal of Element: [Function] 2300 - Support Services-General Administration</b>		<b>\$0.00</b>	<b>\$0.00</b>	<b>\$0.00</b>	<b>\$2,795.00</b>	<b>(\$2,795.00)</b>	<b>0.00</b>
27552-2400-53330-0000-001752-0000-00000	CTE State Wide Innovation Zones-Professional Development	\$5,000.00	\$0.00	\$5,000.00	\$0.00	(\$5,000.00)	0.00
27552-2400-53414-0000-001752-0000-00000	CTE State Wide Innovation Zones-Other Services	\$0.00	\$0.00	\$6,480.00	\$7,800.00	(\$14,280.00)	0.00
<b>Subtotal of Element: Expenditure</b>		<b>\$5,000.00</b>	<b>\$0.00</b>	<b>\$11,480.00</b>	<b>\$7,800.00</b>	<b>(\$19,280.00)</b>	<b>0.00</b>
<b>Subtotal of Element: [Function] 2400 - Support Services-School Administration</b>		<b>\$5,000.00</b>	<b>\$0.00</b>	<b>\$11,480.00</b>	<b>\$7,800.00</b>	<b>(\$19,280.00)</b>	<b>0.00</b>
<b>Subtotal of Element: [Fund] 27552 - CTE State Wide Innovation Zones</b>		<b>\$13,441.06</b>	<b>\$249,000.00</b>	<b>\$63,050.34</b>	<b>\$75,726.58</b>	<b>\$110,223.08</b>	<b>25.32</b>
29102-1000-56118-1010-001752-0000-00000	Private Dir Grants (Categorical)-General Supplies and Materials	\$0.00	\$35,594.00	\$0.00	\$0.00	\$35,594.00	0.00
<b>Subtotal of Element: Expenditure</b>		<b>\$0.00</b>	<b>\$35,594.00</b>	<b>\$0.00</b>	<b>\$0.00</b>	<b>\$35,594.00</b>	<b>0.00</b>
<b>Subtotal of Element: [Function] 1000 - Instruction</b>		<b>\$0.00</b>	<b>\$35,594.00</b>	<b>\$0.00</b>	<b>\$0.00</b>	<b>\$35,594.00</b>	<b>0.00</b>
29102-2400-56118-0000-001752-0000-00000	Private Dir Grants (Categorical)-General Supplies and Materials	\$0.00	\$5,000.00	\$0.00	\$0.00	\$5,000.00	0.00
<b>Subtotal of Element: Expenditure</b>		<b>\$0.00</b>	<b>\$5,000.00</b>	<b>\$0.00</b>	<b>\$0.00</b>	<b>\$5,000.00</b>	<b>0.00</b>
<b>Subtotal of Element: [Function] 2400 - Support Services-School Administration</b>		<b>\$0.00</b>	<b>\$5,000.00</b>	<b>\$0.00</b>	<b>\$0.00</b>	<b>\$5,000.00</b>	<b>0.00</b>
<b>Subtotal of Element: [Fund] 29102 - Private Dir Grants (Categorical)</b>		<b>\$0.00</b>	<b>\$40,594.00</b>	<b>\$0.00</b>	<b>\$0.00</b>	<b>\$40,594.00</b>	<b>0.00</b>
31200-4000-54640-0000-001752-0000-00000	Public School Capital Outlay-Rentals - Lease to Purchase	\$0.00	\$183,918.00	\$91,959.00	\$91,959.00	\$0.00	50.00
<b>Subtotal of Element: Expenditure</b>		<b>\$0.00</b>	<b>\$183,918.00</b>	<b>\$91,959.00</b>	<b>\$91,959.00</b>	<b>\$0.00</b>	<b>50.00</b>
<b>Subtotal of Element: [Function] 4000 - Capital Outlay</b>		<b>\$0.00</b>	<b>\$183,918.00</b>	<b>\$91,959.00</b>	<b>\$91,959.00</b>	<b>\$0.00</b>	<b>50.00</b>
<b>Subtotal of Element: [Fund] 31200 - Public School Capital Outlay</b>		<b>\$0.00</b>	<b>\$183,918.00</b>	<b>\$91,959.00</b>	<b>\$91,959.00</b>	<b>\$0.00</b>	<b>50.00</b>

# Health Leadership High School

## Account Summary Report

Cycle: FY24-25; Begin Date: 02/01/2025; End Date: 02/28/2025; Account Type: Expenditure; Subtotal Elements: Fund,Function; Account Expression: [All]; Subtotal By Account Type: Yes; Include Unposted

Transactions: No; Created On: 3/13/2025 9:29:35 AM

Account Code	Description	Actual (Date Range)	Budget (YTD)	Actual (YTD)	Encumbrance (YTD)	Available (YTD)	% of Budget
31400-4000-53414-0000-001752-0000-00000	Special Capital Outlay-State-Other Services	\$0.00	\$98,807.00	\$0.00	\$0.00	\$98,807.00	0.00
31400-4000-54500-0000-001752-0000-00000	Special Capital Outlay-State-Construction Services	\$0.00	\$500,000.00	\$0.00	\$0.00	\$500,000.00	0.00
31400-4000-56119-0000-001752-0000-00000	Special Capital Outlay-State-Supply Assets (\$5,000 or Less)	\$0.00	\$42,401.00	\$0.00	\$0.00	\$42,401.00	0.00
31400-4000-57331-0000-001752-0000-00000	"Fixed Assets (more than \$5	\$0.00	\$98,807.00	\$0.00	\$0.00	\$98,807.00	0.00
<b>Subtotal of Element: Expenditure</b>		<b>\$0.00</b>	<b>\$740,015.00</b>	<b>\$0.00</b>	<b>\$0.00</b>	<b>\$740,015.00</b>	<b>0.00</b>
<b>Subtotal of Element: [Function] 4000 - Capital Outlay</b>		<b>\$0.00</b>	<b>\$740,015.00</b>	<b>\$0.00</b>	<b>\$0.00</b>	<b>\$740,015.00</b>	<b>0.00</b>
<b>Subtotal of Element: [Fund] 31400 - Special Capital Outlay-State</b>		<b>\$0.00</b>	<b>\$740,015.00</b>	<b>\$0.00</b>	<b>\$0.00</b>	<b>\$740,015.00</b>	<b>0.00</b>
31600-2300-53712-0000-001752-0000-00000	Capital Improvements HB-33-County Tax Collection Costs	\$30.71	\$3,286.00	\$1,416.22	\$0.00	\$1,869.78	43.09
<b>Subtotal of Element: Expenditure</b>		<b>\$30.71</b>	<b>\$3,286.00</b>	<b>\$1,416.22</b>	<b>\$0.00</b>	<b>\$1,869.78</b>	<b>43.10</b>
<b>Subtotal of Element: [Function] 2300 - Support Services-General Administration</b>		<b>\$30.71</b>	<b>\$3,286.00</b>	<b>\$1,416.22</b>	<b>\$0.00</b>	<b>\$1,869.78</b>	<b>43.10</b>
31600-4000-54640-0000-001752-0000-00000	Capital Improvements HB-33-Rentals - Lease to Purchase	\$38,221.65	\$263,368.00	\$213,814.20	\$87,775.00	(\$38,221.20)	81.18
<b>Subtotal of Element: Expenditure</b>		<b>\$38,221.65</b>	<b>\$263,368.00</b>	<b>\$213,814.20</b>	<b>\$87,775.00</b>	<b>(\$38,221.20)</b>	<b>81.18</b>
<b>Subtotal of Element: [Function] 4000 - Capital Outlay</b>		<b>\$38,221.65</b>	<b>\$263,368.00</b>	<b>\$213,814.20</b>	<b>\$87,775.00</b>	<b>(\$38,221.20)</b>	<b>81.18</b>
<b>Subtotal of Element: [Fund] 31600 - Capital Improvements HB-33</b>		<b>\$38,252.36</b>	<b>\$266,654.00</b>	<b>\$215,230.42</b>	<b>\$87,775.00</b>	<b>(\$36,351.42)</b>	<b>80.72</b>
31701-2300-53712-0000-001752-0000-00000	Capital Improvements SB-9 Local-County Tax Collection Costs	\$15.33	\$1,663.00	\$715.63	\$0.00	\$947.37	43.03
<b>Subtotal of Element: Expenditure</b>		<b>\$15.33</b>	<b>\$1,663.00</b>	<b>\$715.63</b>	<b>\$0.00</b>	<b>\$947.37</b>	<b>43.03</b>
<b>Subtotal of Element: [Function] 2300 - Support Services-General Administration</b>		<b>\$15.33</b>	<b>\$1,663.00</b>	<b>\$715.63</b>	<b>\$0.00</b>	<b>\$947.37</b>	<b>43.03</b>
31701-4000-54312-0000-001752-0000-00000	Capital Improvements SB-9 Local-Maintenance & Repair - Buildings And Grounds	\$5,551.50	\$0.00	\$8,581.61	\$10,381.81	(\$18,963.42)	0.00
31701-4000-54315-0000-001752-0000-00000	Capital Improvements SB-9 Local-Maintenance & Repair - Bldgs/Grnds/Equipment (SB-9)	\$1,151.59	\$25,000.00	\$11,983.77	\$4,479.66	\$8,536.57	47.93
31701-4000-54640-0000-001752-0000-00000	Capital Improvements SB-9 Local-Rentals - Lease to Purchase	\$0.00	\$33,202.00	\$0.00	\$36,987.00	(\$3,785.00)	0.00
31701-4000-57331-0000-001752-0000-00000	Capital Improvements SB-9 Local-Fixed Assets (More Than \$5,000)	\$0.00	\$66,862.00	\$0.00	\$0.00	\$66,862.00	0.00
<b>Subtotal of Element: Expenditure</b>		<b>\$6,703.09</b>	<b>\$125,064.00</b>	<b>\$20,565.38</b>	<b>\$51,848.47</b>	<b>\$52,650.15</b>	<b>16.44</b>
<b>Subtotal of Element: [Function] 4000 - Capital Outlay</b>		<b>\$6,703.09</b>	<b>\$125,064.00</b>	<b>\$20,565.38</b>	<b>\$51,848.47</b>	<b>\$52,650.15</b>	<b>16.44</b>
<b>Subtotal of Element: [Fund] 31701 - Capital Improvements SB-9 Local</b>		<b>\$6,718.42</b>	<b>\$126,727.00</b>	<b>\$21,281.01</b>	<b>\$51,848.47</b>	<b>\$53,597.52</b>	<b>16.79</b>
31703-4000-56119-0000-001752-0000-00000	SB-9 State Match Cash-Supply Assets (\$5,000 or Less)	\$0.00	\$3,545.00	\$0.00	\$0.00	\$3,545.00	0.00



# Health Leadership High School

## Account Summary Report

Cycle: FY24-25; Begin Date: 02/01/2025; End Date: 02/28/2025; Account Type: Expenditure; Subtotal Elements: Fund,Function; Account Expression: [All]; Subtotal By Account Type: Yes; Include Unposted

Transactions: No; Created On: 3/13/2025 9:29:35 AM

Account Code	Description	Actual (Date Range)	Budget (YTD)	Actual (YTD)	Encumbrance (YTD)	Available (YTD)	% of Budget
Subtotal of Element: Expenditure		\$0.00	\$3,545.00	\$0.00	\$0.00	\$3,545.00	0.00
Subtotal of Element: [Function] 4000 - Capital Outlay		\$0.00	\$3,545.00	\$0.00	\$0.00	\$3,545.00	0.00
Subtotal of Element: [Fund] 31703 - SB-9 State Match Cash		\$0.00	\$3,545.00	\$0.00	\$0.00	\$3,545.00	0.00
<b>Grand Total</b>		<b>\$277,088.10</b>	<b>\$7,308,090.00</b>	<b>\$2,220,710.03</b>	<b>\$1,596,096.17</b>	<b>\$3,491,283.80</b>	<b>30.39</b>

# Health Leadership High School

## Statement of Revenues and Expenditures and Change in Fund Balance

Cycle: FY24-25; Fund Class: [All]; Fund Columns: [All Non-Zero Funds]; Account Expression: [All]; Include Element Value: Yes; Revenue Element: Object; Expenditure Element: Function;

Begin Date: 02/01/2025; End Date: 02/28/2025

Description	11000 - Operational	21000 - Food Services	21100 - Universal Free Lunch	24101 - Title I - IASA	24106 - Entitlement IDEA-B	24154 - Title II
41110 - Ad Valorem Taxes - School District	\$0.00	\$0.00	\$0.00	\$0.00	\$0.00	\$0.00
41701 - Fees - Activities	\$10.00	\$0.00	\$0.00	\$0.00	\$0.00	\$0.00
41924 - Flow-through Grants From Districts to Charter Schools	\$0.00	\$0.00	\$0.00	\$0.00	\$0.00	\$442.49
41953 - Insurance Recoveries	\$4,551.50	\$0.00	\$0.00	\$0.00	\$0.00	\$0.00
43101 - State Equalization Guarantee	\$231,931.36	\$0.00	\$0.00	\$0.00	\$0.00	\$0.00
43203 - State Direct Grants	\$0.00	\$0.00	\$667.62	\$0.00	\$0.00	\$0.00
43214 - Inter-Governmental Contract Revenue/REC	\$0.00	\$0.00	\$0.00	\$0.00	\$0.00	\$0.00
44500 - Restricted Grants - Federal Flow-through	\$0.00	\$6,979.31	\$0.00	\$0.00	\$0.00	\$0.00
<b>Total Revenue</b>	<b>\$236,492.86</b>	<b>\$6,979.31</b>	<b>\$667.62</b>	<b>\$0.00</b>	<b>\$0.00</b>	<b>\$442.49</b>
1000 - Instruction	\$20,451.09	\$0.00	\$0.00	\$8,496.51	\$0.00	\$294.86
2100 - Support Services-Students	\$56,802.81	\$0.00	\$0.00	\$2,246.84	\$6,531.22	\$0.00
2200 - Support Services-Instruction	\$13,277.16	\$0.00	\$0.00	\$0.00	\$0.00	\$0.00
2300 - Support Services-General Administration	\$18,269.22	\$0.00	\$0.00	\$0.00	\$0.00	\$0.00
2400 - Support Services-School Administration	\$5,628.68	\$0.00	\$0.00	\$0.00	\$0.00	\$0.00
2500 - Central Services	\$12,041.25	\$0.00	\$0.00	\$0.00	\$0.00	\$0.00
2600 - Operation & Maintenance of Plant	\$25,162.57	\$0.00	\$0.00	\$0.00	\$0.00	\$0.00
3100 - Food Services Operations	\$0.00	\$6,711.93	\$2,138.07	\$0.00	\$0.00	\$0.00
4000 - Capital Outlay	\$0.00	\$0.00	\$0.00	\$0.00	\$0.00	\$0.00
<b>Total Expenditure</b>	<b>\$151,632.78</b>	<b>\$6,711.93</b>	<b>\$2,138.07</b>	<b>\$10,743.35</b>	<b>\$6,531.22</b>	<b>\$294.86</b>
<b>Total Other Financing Sources (Uses)</b>	<b>\$0.00</b>	<b>\$0.00</b>	<b>\$0.00</b>	<b>\$0.00</b>	<b>\$0.00</b>	<b>\$0.00</b>
<b>Excess (deficiency) of revenues and other financing sources over expenditures and other financing uses</b>	<b>\$84,860.08</b>	<b>\$267.38</b>	<b>(\$1,470.45)</b>	<b>(\$10,743.35)</b>	<b>(\$6,531.22)</b>	<b>\$147.63</b>
Fund Balance, Beginning of year	\$2,482,036.23	\$3,637.47	(\$4,672.90)	(\$66,014.82)	(\$42,522.59)	(\$10,977.00)
<b>Fund Balance, End of year</b>	<b>\$2,566,896.31</b>	<b>\$3,904.85</b>	<b>(\$6,143.35)</b>	<b>(\$76,758.17)</b>	<b>(\$49,053.81)</b>	<b>(\$10,829.37)</b>

# Health Leadership High School

## Statement of Revenues and Expenditures and Change in Fund Balance

Cycle: FY24-25; Fund Class: [All]; Fund Columns: [All Non-Zero Funds]; Account Expression: [All]; Include Element Value: Yes; Revenue Element: Object; Expenditure Element: Function;

Begin Date: 02/01/2025; End Date: 02/28/2025

Description	24190 - Title I CSI	25153 - Title XIX MEDICAID	26107 - REC/District	27416 -OST	27512 - High- Dosage Tutoring	27528 - Community School and Fami
41110 - Ad Valorem Taxes - School District	\$0.00	\$0.00	\$0.00	\$0.00	\$0.00	\$0.00
41701 - Fees - Activities	\$0.00	\$0.00	\$0.00	\$0.00	\$0.00	\$0.00
41924 - Flow-through Grants From Districts to Charter Schools	\$0.00	\$0.00	\$0.00	\$0.00	\$0.00	\$0.00
41953 - Insurance Recoveries	\$0.00	\$0.00	\$0.00	\$0.00	\$0.00	\$0.00
43101 - State Equalization Guarantee	\$0.00	\$0.00	\$0.00	\$0.00	\$0.00	\$0.00
43203 - State Direct Grants	\$0.00	\$0.00	\$0.00	\$0.00	\$0.00	\$0.00
43214 - Inter-Governmental Contract Revenue/REC	\$0.00	\$0.00	\$15,252.68	\$0.00	\$0.00	\$0.00
44500 - Restricted Grants - Federal Flow-through	\$0.00	\$0.00	\$0.00	\$0.00	\$0.00	\$0.00
<b>Total Revenue</b>	\$0.00	\$0.00	\$15,252.68	\$0.00	\$0.00	\$0.00
1000 - Instruction	\$10,055.81	\$0.00	\$10,369.16	\$2,631.08	\$11,944.36	\$0.00
2100 - Support Services-Students	\$2,000.00	\$293.56	\$0.00	\$0.00	\$0.00	\$2.88
2200 - Support Services-Instruction	\$0.00	\$0.00	\$0.00	\$0.00	\$0.00	\$3,127.20
2300 - Support Services-General Administration	\$0.00	\$0.00	\$0.00	\$0.00	\$0.00	\$0.00
2400 - Support Services-School Administration	\$200.00	\$0.00	\$0.00	\$0.00	\$0.00	\$0.00
2500 - Central Services	\$0.00	\$0.00	\$0.00	\$0.00	\$0.00	\$0.00
2600 - Operation & Maintenance of Plant	\$0.00	\$0.00	\$0.00	\$0.00	\$0.00	\$0.00
3100 - Food Services Operations	\$0.00	\$0.00	\$0.00	\$0.00	\$0.00	\$0.00
4000 - Capital Outlay	\$0.00	\$0.00	\$0.00	\$0.00	\$0.00	\$0.00
<b>Total Expenditure</b>	\$12,255.81	\$293.56	\$10,369.16	\$2,631.08	\$11,944.36	\$3,130.08
<b>Total Other Financing Sources (Uses)</b>	\$0.00	\$0.00	\$0.00	\$0.00	\$0.00	\$0.00
<b>Excess (deficiency) of revenues and other financing sources over expenditures and other financing uses</b>	(\$12,255.81)	(\$293.56)	\$4,883.52	(\$2,631.08)	(\$11,944.36)	(\$3,130.08)
Fund Balance, Beginning of year	\$0.00	\$23,390.19	(\$74,639.48)	(\$117,425.00)	\$0.00	\$0.00
<b>Fund Balance, End of year</b>	<b>(\$12,255.81)</b>	<b>\$23,096.63</b>	<b>(\$69,755.96)</b>	<b>(\$120,056.08)</b>	<b>(\$11,944.36)</b>	<b>(\$3,130.08)</b>

# Health Leadership High School

## Statement of Revenues and Expenditures and Change in Fund Balance

Cycle: FY24-25; Fund Class: [All]; Fund Columns: [All Non-Zero Funds]; Account Expression: [All]; Include Element Value: Yes; Revenue Element: Object; Expenditure Element:

Function; Begin Date: 02/01/2025; End Date: 02/28/2025

Description	27552 - CTE State Wide Innovation	31600 - Capital Improvements HB-3	31701 - Capital Improvements SB-9	Total
41110 - Ad Valorem Taxes - School District	\$0.00	\$3,071.74	\$1,532.73	\$4,604.47
41701 - Fees - Activities	\$0.00	\$0.00	\$0.00	\$10.00
41924 - Flow-through Grants From Districts to Charter Schools	\$0.00	\$0.00	\$0.00	\$442.49
41953 - Insurance Recoveries	\$0.00	\$0.00	\$0.00	\$4,551.50
43101 - State Equalization Guarantee	\$0.00	\$0.00	\$0.00	\$231,931.36
43203 - State Direct Grants	\$0.00	\$0.00	\$0.00	\$667.62
43214 - Inter-Governmental Contract Revenue/REC	\$0.00	\$0.00	\$0.00	\$15,252.68
44500 - Restricted Grants - Federal Flow-through	\$0.00	\$0.00	\$0.00	\$6,979.31
<b>Total Revenue</b>	\$0.00	\$3,071.74	\$1,532.73	\$264,439.43
1000 - Instruction	\$1,529.28	\$0.00	\$0.00	\$65,772.15
2100 - Support Services-Students	\$4,496.78	\$0.00	\$0.00	\$72,374.09
2200 - Support Services-Instruction	\$2,415.00	\$0.00	\$0.00	\$18,819.36
2300 - Support Services-General Administration	\$0.00	\$30.71	\$15.33	\$18,315.26
2400 - Support Services-School Administration	\$5,000.00	\$0.00	\$0.00	\$10,828.68
2500 - Central Services	\$0.00	\$0.00	\$0.00	\$12,041.25
2600 - Operation & Maintenance of Plant	\$0.00	\$0.00	\$0.00	\$25,162.57
3100 - Food Services Operations	\$0.00	\$0.00	\$0.00	\$8,850.00
4000 - Capital Outlay	\$0.00	\$38,221.65	\$6,703.09	\$44,924.74
<b>Total Expenditure</b>	\$13,441.06	\$38,252.36	\$6,718.42	\$277,088.10
<b>Total Other Financing Sources (Uses)</b>	\$0.00	\$0.00	\$0.00	\$0.00
<b>Excess (deficiency) of revenues and other financing sources over expenditures and other financing uses</b>	(\$13,441.06)	(\$35,180.62)	(\$5,185.69)	(\$12,648.67)
Fund Balance, Beginning of year	(\$184,182.79)	\$48,202.80	\$15,881.56	\$2,072,713.67
<b>Fund Balance, End of year</b>	<b>(\$197,623.85)</b>	<b>\$13,022.18</b>	<b>\$10,695.87</b>	<b>\$2,060,065.00</b>

# Health Leadership High School

## Balance Sheet Report

Cycle: FY24-25; Fund Class: [All]; Fund Columns: [All Non-Zero Funds]; Account Expression: [All]; Balance Date: 02/28/2025; Detail: No; Created On: 3/13/2025 9:30:23 AM

Description	11000	14000	21000	21100	23000	24101	24106	24153	24154
11012 - Cash	\$2,964,019.04	\$6,627.57	(\$7,716.32)	\$413.49	\$1,322.50	(\$29,072.65)	(\$6,433.38)	\$0.00	(\$801.49)
13000 - Receivables	\$78.36	\$0.00	\$0.00	\$0.00	\$0.00	\$0.00	\$0.00	\$0.00	\$0.00
15000 - Prepaid Expenses	\$250.75	\$0.00	\$0.00	\$0.00	\$0.00	\$0.00	\$0.00	\$0.00	\$0.00
<b>Subtotal of Account Type: Asset</b>	<b>\$2,964,348.15</b>	<b>\$6,627.57</b>	<b>(\$7,716.32)</b>	<b>\$413.49</b>	<b>\$1,322.50</b>	<b>(\$29,072.65)</b>	<b>(\$6,433.38)</b>	<b>\$0.00</b>	<b>(\$801.49)</b>
<b>Subtotal of Account Group: Assets</b>	<b>\$2,964,348.15</b>	<b>\$6,627.57</b>	<b>(\$7,716.32)</b>	<b>\$413.49</b>	<b>\$1,322.50</b>	<b>(\$29,072.65)</b>	<b>(\$6,433.38)</b>	<b>\$0.00</b>	<b>(\$801.49)</b>
21011 - Accounts Payable	\$29.67	\$0.00	\$0.00	\$0.00	\$0.00	\$0.00	\$0.00	\$0.00	\$0.00
23142 - State Income Tax	\$1,907.84	\$0.00	\$0.00	\$0.00	\$0.00	\$231.20	\$0.00	\$0.00	\$7.46
23147 - Voluntary Deductions	\$650.00	\$0.00	\$0.00	\$0.00	\$0.00	\$0.00	\$0.00	\$0.00	\$0.00
23224 - Education Retirement	\$17,801.90	\$0.00	\$0.00	\$0.00	\$0.00	\$3,597.41	\$0.00	\$0.00	\$66.60
23225 - Health Insurance	\$12,341.53	\$0.00	\$0.00	\$0.00	\$0.00	\$1,159.55	\$0.00	\$0.00	\$0.00
23226 - Unemployment Insurance	\$481.48	\$0.00	\$0.00	\$0.00	\$0.00	\$38.56	(\$22.97)	\$0.00	\$1.52
23245 - Retiree Health Care	\$415.78	\$0.00	\$0.00	\$0.00	\$0.00	\$674.69	\$120.81	\$0.00	\$6.90
<b>Subtotal of Account Type: Liability</b>	<b>\$33,628.20</b>	<b>\$0.00</b>	<b>\$0.00</b>	<b>\$0.00</b>	<b>\$0.00</b>	<b>\$5,701.41</b>	<b>\$97.84</b>	<b>\$0.00</b>	<b>\$82.48</b>
32300 - Unreserved Fund Balance	\$2,482,036.23	\$6,627.57	\$3,637.47	(\$4,672.90)	\$1,242.50	(\$66,014.82)	(\$42,522.59)	(\$1,177.41)	(\$10,977.00)
Net Increase/Decrease	\$448,683.72	\$0.00	(\$11,353.79)	\$5,086.39	\$80.00	\$31,240.76	\$35,991.37	\$1,177.41	\$10,093.03
<b>Subtotal of Account Type: Fund Balance/Retained Earnings</b>	<b>\$2,930,719.95</b>	<b>\$6,627.57</b>	<b>(\$7,716.32)</b>	<b>\$413.49</b>	<b>\$1,322.50</b>	<b>(\$34,774.06)</b>	<b>(\$6,531.22)</b>	<b>\$0.00</b>	<b>(\$883.97)</b>
<b>Subtotal of Account Group: Liabilities/Fund Balance</b>	<b>\$2,964,348.15</b>	<b>\$6,627.57</b>	<b>(\$7,716.32)</b>	<b>\$413.49</b>	<b>\$1,322.50</b>	<b>(\$29,072.65)</b>	<b>(\$6,433.38)</b>	<b>\$0.00</b>	<b>(\$801.49)</b>

# Health Leadership High School

## Balance Sheet Report

Cycle: FY24-25; Fund Class: [All]; Fund Columns: [All Non-Zero Funds]; Account Expression: [All]; Balance Date: 02/28/2025; Detail: No; Created On: 3/13/2025 9:30:23 AM

Description	24174	24190	24308	24330	24342	25153	26107	26121	26186
11012 - Cash	\$0.00	(\$47,834.40)	\$12.94	\$420.00	\$0.00	\$82,518.41	(\$96,539.34)	\$5,000.00	(\$5,234.58)
13000 - Receivables	\$0.00	\$0.00	\$0.00	\$0.00	\$0.00	\$0.00	\$0.00	\$0.00	\$0.00
15000 - Prepaid Expenses	\$0.00	\$0.00	\$0.00	\$0.00	\$0.00	\$0.00	\$0.00	\$0.00	\$0.00
<b>Subtotal of Account Type: Asset</b>	<b>\$0.00</b>	<b>(\$47,834.40)</b>	<b>\$12.94</b>	<b>\$420.00</b>	<b>\$0.00</b>	<b>\$82,518.41</b>	<b>(\$96,539.34)</b>	<b>\$5,000.00</b>	<b>(\$5,234.58)</b>
<b>Subtotal of Account Group: Assets</b>	<b>\$0.00</b>	<b>(\$47,834.40)</b>	<b>\$12.94</b>	<b>\$420.00</b>	<b>\$0.00</b>	<b>\$82,518.41</b>	<b>(\$96,539.34)</b>	<b>\$5,000.00</b>	<b>(\$5,234.58)</b>
21011 - Accounts Payable	\$0.00	\$0.00	\$0.00	\$0.00	\$0.00	\$0.00	\$0.00	\$0.00	\$0.00
23142 - State Income Tax	\$0.00	\$117.84	\$0.00	\$0.00	\$0.00	\$6.68	\$210.43	\$0.00	\$0.00
23147 - Voluntary Deductions	\$0.00	\$0.00	\$0.00	\$0.00	\$0.00	\$0.00	\$0.00	\$0.00	\$0.00
23224 - Education Retirement	\$0.00	\$1,054.12	\$0.00	\$0.00	\$0.00	\$66.04	\$3,508.24	\$0.00	\$0.00
23225 - Health Insurance	\$0.00	\$430.54	\$12.94	\$0.87	\$0.00	\$0.28	(\$105.87)	\$0.00	\$0.00
23226 - Unemployment Insurance	\$0.00	\$12.06	\$0.00	\$0.00	\$0.00	\$1.52	\$42.90	\$0.00	\$0.00
23245 - Retiree Health Care	\$0.00	\$109.62	\$0.00	\$419.13	\$0.00	\$6.86	\$675.41	\$0.00	\$0.00
<b>Subtotal of Account Type: Liability</b>	<b>\$0.00</b>	<b>\$1,724.18</b>	<b>\$12.94</b>	<b>\$420.00</b>	<b>\$0.00</b>	<b>\$81.38</b>	<b>\$4,331.11</b>	<b>\$0.00</b>	<b>\$0.00</b>
32300 - Unreserved Fund Balance	(\$10,125.00)	\$0.00	\$0.00	(\$192,280.59)	(\$33,842.44)	\$23,390.19	(\$74,639.48)	\$5,000.00	(\$5,234.58)
Net Increase/Decrease	\$10,125.00	(\$49,558.58)	\$0.00	\$192,280.59	\$33,842.44	\$59,046.84	(\$26,230.97)	\$0.00	\$0.00
<b>Subtotal of Account Type: Fund Balance/Retained Earnings</b>	<b>\$0.00</b>	<b>(\$49,558.58)</b>	<b>\$0.00</b>	<b>\$0.00</b>	<b>\$0.00</b>	<b>\$82,437.03</b>	<b>(\$100,870.45)</b>	<b>\$5,000.00</b>	<b>(\$5,234.58)</b>
<b>Subtotal of Account Group: Liabilities/Fund Balance</b>	<b>\$0.00</b>	<b>(\$47,834.40)</b>	<b>\$12.94</b>	<b>\$420.00</b>	<b>\$0.00</b>	<b>\$82,518.41</b>	<b>(\$96,539.34)</b>	<b>\$5,000.00</b>	<b>(\$5,234.58)</b>

# Health Leadership High School

## Balance Sheet Report

Cycle: FY24-25; Fund Class: [All]; Fund Columns: [All Non-Zero Funds]; Account Expression: [All]; Balance Date: 02/28/2025; Detail: No; Created On: 3/13/2025 9:30:23 AM

Description	26222	27109	27126	27189	27416	27502	27512	27528	27552
11012 - Cash	(\$696.00)	\$2,895.83	\$207.60	\$22.94	(\$7,152.57)	\$99.75	(\$59,966.01)	(\$7,251.57)	(\$32,380.81)
13000 - Receivables	\$0.00	\$0.00	\$0.00	\$0.00	\$0.00	\$0.00	\$0.00	\$0.00	\$0.00
15000 - Prepaid Expenses	\$0.00	\$0.00	\$0.00	\$0.00	\$0.00	\$0.00	\$0.00	\$0.00	\$0.00
<b>Subtotal of Account Type: Asset</b>	<b>(\$696.00)</b>	<b>\$2,895.83</b>	<b>\$207.60</b>	<b>\$22.94</b>	<b>(\$7,152.57)</b>	<b>\$99.75</b>	<b>(\$59,966.01)</b>	<b>(\$7,251.57)</b>	<b>(\$32,380.81)</b>
<b>Subtotal of Account Group: Assets</b>	<b>(\$696.00)</b>	<b>\$2,895.83</b>	<b>\$207.60</b>	<b>\$22.94</b>	<b>(\$7,152.57)</b>	<b>\$99.75</b>	<b>(\$59,966.01)</b>	<b>(\$7,251.57)</b>	<b>(\$32,380.81)</b>
21011 - Accounts Payable	\$0.00	\$0.00	\$0.00	\$0.00	\$0.00	\$0.00	\$0.00	\$0.00	\$0.00
23142 - State Income Tax	\$0.00	\$0.00	\$0.00	\$0.00	\$67.72	\$0.00	\$90.19	\$47.93	\$88.06
23147 - Voluntary Deductions	\$0.00	\$0.00	\$0.00	\$0.00	\$0.00	\$0.00	\$0.00	\$0.00	\$0.00
23224 - Education Retirement	\$0.00	\$0.00	\$0.00	\$0.00	\$592.00	\$0.00	\$1,333.66	\$702.18	\$946.78
23225 - Health Insurance	\$0.00	\$0.00	\$0.00	\$22.94	\$1.82	\$0.00	\$108.32	\$8.64	\$494.14
23226 - Unemployment Insurance	\$0.00	\$0.00	\$0.00	\$0.00	\$13.56	\$0.00	\$15.26	\$13.64	\$16.48
23245 - Retiree Health Care	\$0.00	\$0.00	\$207.60	\$0.00	\$61.56	\$99.75	\$138.68	\$73.02	\$75.35
<b>Subtotal of Account Type: Liability</b>	<b>\$0.00</b>	<b>\$0.00</b>	<b>\$207.60</b>	<b>\$22.94</b>	<b>\$736.66</b>	<b>\$99.75</b>	<b>\$1,686.11</b>	<b>\$845.41</b>	<b>\$1,620.81</b>
32300 - Unreserved Fund Balance	(\$696.00)	\$4,186.78	(\$17,391.48)	\$0.00	(\$117,425.00)	(\$4,621.47)	\$0.00	\$0.00	(\$184,182.79)
Net Increase/Decrease	\$0.00	(\$1,290.95)	\$17,391.48	\$0.00	\$109,535.77	\$4,621.47	(\$61,652.12)	(\$8,096.98)	\$150,181.17
<b>Subtotal of Account Type: Fund Balance/Retained Earnings</b>	<b>(\$696.00)</b>	<b>\$2,895.83</b>	<b>\$0.00</b>	<b>\$0.00</b>	<b>(\$7,889.23)</b>	<b>\$0.00</b>	<b>(\$61,652.12)</b>	<b>(\$8,096.98)</b>	<b>(\$34,001.62)</b>
<b>Subtotal of Account Group: Liabilities/Fund Balance</b>	<b>(\$696.00)</b>	<b>\$2,895.83</b>	<b>\$207.60</b>	<b>\$22.94</b>	<b>(\$7,152.57)</b>	<b>\$99.75</b>	<b>(\$59,966.01)</b>	<b>(\$7,251.57)</b>	<b>(\$32,380.81)</b>

# Health Leadership High School

## Balance Sheet Report

Cycle: FY24-25; Fund Class: [All]; Fund Columns: [All Non-Zero Funds]; Account Expression: [All]; Balance Date: 02/28/2025; Detail: No; Created On: 3/13/2025 9:30:23 AM

Description	29102	31200	31400	31600	31701	31703	Total
11012 - Cash	\$47,379.37	(\$91,959.00)	\$0.00	(\$25,406.10)	\$66,162.26	\$3,545.18	\$2,762,202.66
13000 - Receivables	\$0.00	\$0.00	\$0.00	\$0.00	\$0.00	\$0.00	\$78.36
15000 - Prepaid Expenses	\$0.00	\$0.00	\$0.00	\$0.00	\$0.00	\$0.00	\$250.75
<b>Subtotal of Account Type: Asset</b>	<b>\$47,379.37</b>	<b>(\$91,959.00)</b>	<b>\$0.00</b>	<b>(\$25,406.10)</b>	<b>\$66,162.26</b>	<b>\$3,545.18</b>	<b>\$2,762,531.77</b>
<b>Subtotal of Account Group: Assets</b>	<b>\$47,379.37</b>	<b>(\$91,959.00)</b>	<b>\$0.00</b>	<b>(\$25,406.10)</b>	<b>\$66,162.26</b>	<b>\$3,545.18</b>	<b>\$2,762,531.77</b>
21011 - Accounts Payable	\$0.00	\$0.00	\$0.00	\$0.00	\$0.00	\$0.00	\$29.67
23142 - State Income Tax	\$0.00	\$0.00	\$0.00	\$0.00	\$0.00	\$0.00	\$2,775.35
23147 - Voluntary Deductions	\$0.00	\$0.00	\$0.00	\$0.00	\$0.00	\$0.00	\$650.00
23224 - Education Retirement	\$0.00	\$0.00	\$0.00	\$0.00	\$0.00	\$0.00	\$29,668.93
23225 - Health Insurance	\$0.00	\$0.00	\$0.00	\$0.00	\$0.00	\$0.00	\$14,475.70
23226 - Unemployment Insurance	\$0.00	\$0.00	\$0.00	\$0.00	\$0.00	\$0.00	\$614.01
23245 - Retiree Health Care	\$0.00	\$0.00	\$0.00	\$0.00	\$0.00	\$0.00	\$3,085.16
<b>Subtotal of Account Type: Liability</b>	<b>\$0.00</b>	<b>\$0.00</b>	<b>\$0.00</b>	<b>\$0.00</b>	<b>\$0.00</b>	<b>\$0.00</b>	<b>\$51,298.82</b>
32300 - Unreserved Fund Balance	\$40,593.67	\$0.00	(\$57,131.78)	\$48,202.80	\$15,881.56	\$3,545.18	\$1,811,408.62
Net Increase/Decrease	\$6,785.70	(\$91,959.00)	\$57,131.78	(\$73,608.90)	\$50,280.70	\$0.00	\$899,824.33
<b>Subtotal of Account Type: Fund Balance/Retained Earnings</b>	<b>\$47,379.37</b>	<b>(\$91,959.00)</b>	<b>\$0.00</b>	<b>(\$25,406.10)</b>	<b>\$66,162.26</b>	<b>\$3,545.18</b>	<b>\$2,711,232.95</b>
<b>Subtotal of Account Group: Liabilities/Fund Balance</b>	<b>\$47,379.37</b>	<b>(\$91,959.00)</b>	<b>\$0.00</b>	<b>(\$25,406.10)</b>	<b>\$66,162.26</b>	<b>\$3,545.18</b>	<b>\$2,762,531.77</b>



# Health Leadership High School

## Bank Account Reconciliation Report (GL Reconciliation)

Accounting Cycle: FY24-25; Bank: NM Bank and Trust - Operating Acct; Bank Account: \*\*\*\*\*6281 - Operating Acct.; Statement Date: 02/28/2025; Include Unposted Transactions: No; Created On: 3/7/2025 11:37:29 AM

	<b>Bank Reconciliation</b>	<b>+</b>	<b>Outstanding</b>	<b>=</b>	<b>Expected GL</b>	<b>-</b>	<b>Actual GL</b>	<b>1</b>	<b>=</b>	<b>Difference</b>
Beginning Balance	\$2,797,969.00	+	(\$25,113.39)	=	\$2,772,855.61	-	\$2,772,855.61	=		\$0.00
Deposits/Debits	\$264,393.39	+	\$4,355.88	=	\$268,749.27	-	\$282,369.66	=		(\$13,620.39)
Withdrawals/Credits	(\$269,348.63)	+	(\$10,053.59)	=	(\$279,402.22)	-	(\$293,022.61)	=		\$13,620.39
<b>Sub Total</b>	<b>\$2,793,013.76</b>		<b>(\$30,811.10)</b>		<b>\$2,762,202.66</b>		<b>\$2,762,202.66</b>			<b>\$0.00</b>

Prepared by:

*Chrysell Galapon*

# Health Leadership High School

## Bank Account Reconciliation Report (Bank Reconciliation)

Accounting Cycle: FY24-25; Bank: NM Bank and Trust - Operating Acct; Bank Account: \*\*\*\*\*6281 - Operating Acct.; Statement Date: 02/28/2025; Include Unposted Transactions: No; Created On: 3/7/2025 11:37:28 AM

Last Reconciled	Beginning Balance	Statement Date	Ending Balance		
1/31/2025	\$2,797,969.00	02/28/2025	\$2,793,013.76		
Date	Source Document	Item Number	Description	Deposit	Withdrawal
6/30/2024	AP24083	5330	Cinthya Olivas		\$73.43
1/15/2025	AP25-0039	5597	Leticia Archuleta		\$49.98
1/24/2025	AP25-0040	5603	Brady Companies LLC		\$1,126.02
1/24/2025	AP25-0040	5604	Comnet Consulting Inc.		\$2,959.69
1/24/2025	AP25-0040	5605	Cross Cuts NM Inc		\$591.93
1/24/2025	AP25-0040	5606	Ephesus Office Technologies Inc.		\$195.88
1/24/2025	AP25-0040	5607	Mavel Photography & Workshop LLC		\$2,600.00
1/24/2025	AP25-0040	5608	Quadient Leasing USA, Inc.		\$193.06
1/24/2025	AP25-0040	5609	Realityworks, Inc.		\$3,998.00
1/24/2025	AP25-0040	5610	Romero Legal Group		\$2,690.63
1/24/2025	AP25-0040	5612	Sandia Media Group LLC		\$2,693.75
1/24/2025	AP25-0040	5613	TLC Services LLC		\$3,030.11
1/24/2025	PV25-0096	5627	Security Benefit		\$25.00
1/24/2025	PV25-0097	5628	ReliaStar Life Insurance Company		\$25.00
2/4/2025	AP25-0041		RM 6401 LLC		\$38,221.65
2/4/2025	AP25-0041	5614	ACES - Assoc. of Charter School Education Services		\$21,497.76
2/4/2025	AP25-0041	5615	Albuquerque Bernalillo County Water Utility Authority		\$34.88
2/4/2025	AP25-0041	5617	Tracy Silva		\$1,467.62
2/4/2025	AP25-0041	5618	James Lujan		\$197.76
2/4/2025	AP25-0041	5619	Gilbert Tercero		\$3,818.36
2/4/2025	AP25-0041	5620	Mavel Photography & Workshop LLC		\$100.00
2/4/2025	AP25-0041	5621	National Cleaning		\$3,761.49
2/4/2025	AP25-0041	5622	New Mexico Functional Integrative Therapies		\$374.23
2/4/2025	AP25-0041	5623	Orkin Pest Control		\$215.25
2/4/2025	AP25-0041	5624	Timothy R.W. Kubik		\$5,200.00
2/4/2025	AP25-0041	5625	WT Equestrian, LLC		\$2,000.00
2/4/2025	AP25-0041-A	5626	Shade2Sign		\$1,648.50
2/6/2025	AP25-0042		Visa Pcard		\$757.04
2/7/2025	CR250054	CR250054	November 2024 - State USDA	\$3,417.93	
2/7/2025	CR250056	CR250056	December 2024 - State USDA	\$3,561.38	
2/7/2025	PV25-0098		Internal Revenue Service		\$10,959.94
2/7/2025	PV25-0099		NM Bank & Trust		\$33,599.30
2/7/2025	PV25-0100	5629	Security Benefit		\$25.00
2/7/2025	PV25-0101	5630	ReliaStar Life Insurance Company		\$25.00
2/7/2025	PV25-0102		NM Retiree Health Care Authority		\$2,968.63
2/7/2025	PV25-0103		NMPSIA		\$13,528.12
2/10/2025	PV25-0104		Educational Retirement Board		\$28,548.34
2/11/2025	CR250055	CR250055	February 2025 - SEG	\$231,931.36	
2/12/2025	AP25-0043		PNM		\$3,855.86
2/12/2025	AP25-0043		NM Gas Company		\$1,640.95
2/12/2025	AP25-0043	5631	ACES - Assoc. of Charter School Education Services		\$8,850.00
2/12/2025	AP25-0043	5632	ComplieD Analytix LLC		\$4,305.00
2/12/2025	AP25-0043	5633	Ephesus Inc.		\$205.90
2/12/2025	AP25-0043	5634	Ephesus Office Technologies Inc.		\$221.16
2/12/2025	AP25-0043	5635	First Choice Coffee Services		\$376.69
2/12/2025	AP25-0043	5636	Lisa Marie Ortiz		\$138.96
2/12/2025	AP25-0043	5637	Trane U.S. Inc		\$787.82
2/13/2025	PV25-0105		NM Taxation and Revenue Department		\$2,805.56

2/14/2025	CR250057	CR250057	December 2024 - State USDA	\$667.62	
2/18/2025	CR250058	CR250058	January 2025 - Sandoval HB-33	\$90.38	
2/18/2025	CR250059	CR250059	January 2025 - Sandoval SB9	\$45.65	
2/20/2025	AP25-0044	5640	Albuquerque Bernalillo County Water Utility Authority		\$657.41
2/20/2025	AP25-0044	5645	GoTo Technologies USA, Inc		\$526.74
2/20/2025	AP25-0044	5648	LSG and Associates Inc		\$1,771.00
2/20/2025	AP25-0044	5649	Mobile Screen & Glass, Inc		\$5,551.50
2/20/2025	AP25-0044	5651	Trane U.S. Inc		\$1,002.53
2/20/2025	CR250060	CR250060	APS 752-2425-24154-0002 & Parking Permit Fee	\$452.49	
2/20/2025	CR250061	CR250061	January 2025 - Bernalillo County	\$4,422.40	
2/21/2025	PR25-17A	5652	Apodaca, Izaih		\$127.63
2/21/2025	PR25-17A	5653	Lopez, Adrianna		\$127.63
2/21/2025	PR25-17A	5654	Pate, Samantha		\$2,804.64
2/21/2025	PV25-0106		Internal Revenue Service		\$11,623.11
2/21/2025	PV25-0107		NM Bank & Trust		\$32,717.19
2/21/2025	PV25-0108	5656	Security Benefit		\$25.00
2/21/2025	PV25-0109	5655	ReliaStar Life Insurance Company		\$25.00
2/26/2025	CR250062	CR250062	Region IX Ed Fellows, NMPSIA Settlement claim for broken window	\$19,804.18	
<b>Sub Total</b>				<b>\$264,393.39</b>	<b>\$269,348.63</b>

# Health Leadership High School

## Bank Account Reconciliation Report (Outstanding)

Accounting Cycle: FY24-25; Bank: NM Bank and Trust - Operating Acct; Bank Account: \*\*\*\*\*6281 - Operating Acct.; Statement Date: 02/28/2025; Include Unposted Transactions: No; Created On: 3/7/2025 11:37:29 AM

<b>Last Reconciled</b>		<b>Beginning Balance</b>	<b>Statement Date</b>		
1/31/2025		(\$25,113.39)	02/28/2025		
<b>Date</b>	<b>Source Document</b>	<b>Item Number</b>	<b>Description</b>	<b>Deposit</b>	<b>Withdrawal</b>
10/18/2024	PR25-08	5449	Lopez, Adrianna		\$60.03
10/22/2024	AP25-0020	5460	Nathan Rosales		\$75.00
11/29/2024	PV25-0067	5530	ReliaStar Life Insurance Company		\$25.00
11/29/2024	PV25-0068	5531	Security Benefit		\$25.00
1/8/2025	AP25-0038	5579	Beal School Bus Co.		\$261.00
1/24/2025	AP25-0040	5611	Samantha Pate		\$59.00
2/4/2025	AP25-0041	5616	Cecilia Romero		\$184.47
2/20/2025	AP25-0044	5641	Carolina Quinones-Suarez		\$95.04
2/20/2025	AP25-0044	5642	Cecilia Romero		\$29.35
2/20/2025	AP25-0044	5643	Tracy Silva		\$1,467.62
2/20/2025	AP25-0044	5644	CompliED Analytix LLC		\$10,224.38
2/20/2025	AP25-0044	5647	Lisa Marie Ortiz		\$16.98
2/20/2025	AP25-0044	5650	Segra +		\$612.85
2/26/2025	AP25-0045		Quadient Leasing USA, Inc.		\$232.25
2/26/2025	AP25-0045	5657	A&S Plumbing		\$1,151.59
2/26/2025	AP25-0045	5658	Albuquerque Charter School League		\$775.00
2/26/2025	AP25-0045	5659	Carolina Quinones-Suarez		\$19.53
2/26/2025	AP25-0045	5660	Cinthya Olivas		\$41.24
2/26/2025	AP25-0045	5661	Cross Cuts NM Inc		\$591.93
2/26/2025	AP25-0045	5662	Distributive Education Clubs of America, Inc.		\$324.00
2/26/2025	AP25-0045	5663	Denise Funk		\$59.00
2/26/2025	AP25-0045	5664	Ephesus Office Technologies Inc.		\$579.15
2/26/2025	AP25-0045	5665	First Choice Coffee Services		\$460.22
2/26/2025	AP25-0045	5666	Albuquerque Public Schools		\$4,355.88
2/26/2025	AP25-0045	5667	Institute for Educational Leadership, Inc		\$2,415.00
2/26/2025	AP25-0045	5668	National Cleaning		\$3,761.49
2/26/2025	AP25-0045	5669	Trane U.S. Inc		\$2,909.10
<b>Sub Total</b>					<b>\$30,811.10</b>

# Health Leadership High School

## Bank Account Reconciliation Report (Voided)

Accounting Cycle: FY24-25; Bank: NM Bank and Trust - Operating Acct; Bank Account: \*\*\*\*\*6281 - Operating Acct.; Statement Date: 02/28/2025;  
Include Unposted Transactions: No; Created On: 3/7/2025 11:37:29 AM

Date	Source Document	Item Number	Description	Deposit	Withdrawal
10/15/2024	AP25-0019	5439	Albuquerque Public Schools		\$4,355.88
2/24/2025	00026851	00026851	Void Warrant: 5439; Reversing Disbursement for Voucher: AP25-0019, AP Batch 2024 10 15, Vendor: Albuquerque Public Schools	\$4,355.88	
<b>Sub Total</b>				<b>\$4,355.88</b>	<b>\$4,355.88</b>

# Health Leadership High School

## Bank Account Reconciliation Report (Actual GL Detail FY24-25)

Accounting Cycle: FY24-25; Bank: NM Bank and Trust - Operating Acct; Bank Account: \*\*\*\*\*6281 - Operating Acct.; Statement Date: 02/28/2025; Include Unposted Transactions:  
No; Created On: 3/7/2025 11:37:29 AM

Trans. Date	Source Document	Trans. No.	Account Code	Trans. Line Comment	Debit	Credit
02/03/2025		00026605	11000-0000-11012-0000-001752-0000-00000	To reclass .5 FTE James Luna from 11000 to 24190 - 2025 02	\$4,929.61	\$0.00
02/03/2025		00026605	24190-0000-11012-0000-001752-0000-00000	To reclass .5 FTE James Luna from 11000 to 24190 - 2025 02	\$0.00	\$4,929.61
02/04/2025	AP25-0041	00026648	24190-0000-11012-0000-001752-0000-00000	Disbursement for Voucher: AP25-0041; Fund=24190	\$0.00	\$2,397.76
02/04/2025	AP25-0041	00026648	24106-0000-11012-0000-001752-0000-00000	Disbursement for Voucher: AP25-0041; Fund=24106	\$0.00	\$6,531.22
02/04/2025	AP25-0041	00026648	11000-0000-11012-0000-001752-0000-00000	Disbursement for Voucher: AP25-0041; Fund=11000	\$0.00	\$24,922.84
02/04/2025	AP25-0041	00026648	27552-0000-11012-0000-001752-0000-00000	Disbursement for Voucher: AP25-0041; Fund=27552	\$0.00	\$5,000.00
02/04/2025	AP25-0041	00026648	31600-0000-11012-0000-001752-0000-00000	Disbursement for Voucher: AP25-0041; Fund=31600	\$0.00	\$38,221.65
02/04/2025	AP25-0041-A	00026649	11000-0000-11012-0000-001752-0000-00000	Disbursement for Voucher: AP25-0041-A; Fund=11000	\$0.00	\$1,648.50
02/05/2025		00026658	11000-0000-11012-0000-001752-0000-00000	To reclass Kari Simmons from 11000 to 27512 - 2025 02	\$2,204.92	\$0.00
02/05/2025		00026658	27512-0000-11012-0000-001752-0000-00000	To reclass Kari Simmons from 11000 to 27512 - 2025 02	\$0.00	\$2,204.92
02/05/2025		00026660	27512-0000-11012-0000-001752-0000-00000	To reclass Kathy Iwatate from 11000 to 27512 - 2025 02	\$0.00	\$3,769.56
02/05/2025		00026660	11000-0000-11012-0000-001752-0000-00000	To reclass Kathy Iwatate from 11000 to 27512 - 2025 02	\$3,769.56	\$0.00
02/06/2025	AP25-0042	00026759	11000-0000-11012-0000-001752-0000-00000	Disbursement for Voucher: AP25-0042; Fund=11000	\$0.00	\$757.04
02/07/2025	CR250054	00026884	21000-0000-11012-0000-001752-0000-00000	Approve Cash Receipts Batch; Batch No.: CR250054; Receipt No.: 00	\$3,417.93	\$0.00
02/07/2025	CR250056	00026885	21000-0000-11012-0000-001752-0000-00000	Approve Cash Receipts Batch; Batch No.: CR250056; Receipt No.: 00	\$3,561.38	\$0.00
02/07/2025	PV25-0098	00026670	24101-0000-11012-0000-001752-0000-00000	Mark Payroll Voucher Paid PV25-0098	\$0.00	\$862.22
02/07/2025	PV25-0098	00026670	11000-0000-11012-0000-001752-0000-00000	Mark Payroll Voucher Paid PV25-0098	\$0.00	\$7,927.48
02/07/2025	PV25-0098	00026670	24154-0000-11012-0000-001752-0000-00000	Mark Payroll Voucher Paid PV25-0098	\$0.00	\$28.49
02/07/2025	PV25-0098	00026670	24190-0000-11012-0000-001752-0000-00000	Mark Payroll Voucher Paid PV25-0098	\$0.00	\$451.18
02/07/2025	PV25-0098	00026670	25153-0000-11012-0000-001752-0000-00000	Mark Payroll Voucher Paid PV25-0098	\$0.00	\$24.87
02/07/2025	PV25-0098	00026670	26107-0000-11012-0000-001752-0000-00000	Mark Payroll Voucher Paid PV25-0098	\$0.00	\$364.31
02/07/2025	PV25-0098	00026670	27512-0000-11012-0000-001752-0000-00000	Mark Payroll Voucher Paid PV25-0098	\$0.00	\$409.62
02/07/2025	PV25-0098	00026670	27528-0000-11012-0000-001752-0000-00000	Mark Payroll Voucher Paid PV25-0098	\$0.00	\$297.42
02/07/2025	PV25-0098	00026670	27416-0000-11012-0000-001752-0000-00000	Mark Payroll Voucher Paid PV25-0098	\$0.00	\$250.72
02/07/2025	PV25-0098	00026670	27552-0000-11012-0000-001752-0000-00000	Mark Payroll Voucher Paid PV25-0098	\$0.00	\$343.63
02/07/2025	PV25-0099	00026671	27552-0000-11012-0000-001752-0000-00000	Mark Payroll Voucher Paid PV25-0099	\$0.00	\$1,591.42
02/07/2025	PV25-0099	00026671	27416-0000-11012-0000-001752-0000-00000	Mark Payroll Voucher Paid PV25-0099	\$0.00	\$699.88
02/07/2025	PV25-0099	00026671	27528-0000-11012-0000-001752-0000-00000	Mark Payroll Voucher Paid PV25-0099	\$0.00	\$1,056.16
02/07/2025	PV25-0099	00026671	27512-0000-11012-0000-001752-0000-00000	Mark Payroll Voucher Paid PV25-0099	\$0.00	\$2,014.72
02/07/2025	PV25-0099	00026671	26107-0000-11012-0000-001752-0000-00000	Mark Payroll Voucher Paid PV25-0099	\$0.00	\$1,623.00
02/07/2025	PV25-0099	00026671	25153-0000-11012-0000-001752-0000-00000	Mark Payroll Voucher Paid PV25-0099	\$0.00	\$81.60
02/07/2025	PV25-0099	00026671	24190-0000-11012-0000-001752-0000-00000	Mark Payroll Voucher Paid PV25-0099	\$0.00	\$1,150.95
02/07/2025	PV25-0099	00026671	24154-0000-11012-0000-001752-0000-00000	Mark Payroll Voucher Paid PV25-0099	\$0.00	\$78.08
02/07/2025	PV25-0099	00026671	11000-0000-11012-0000-001752-0000-00000	Mark Payroll Voucher Paid PV25-0099	\$0.00	\$22,755.18
02/07/2025	PV25-0099	00026671	24101-0000-11012-0000-001752-0000-00000	Mark Payroll Voucher Paid PV25-0099	\$0.00	\$2,548.31
02/07/2025	PV25-0100	00026672	11000-0000-11012-0000-001752-0000-00000	Mark Payroll Voucher Paid PV25-0100	\$0.00	\$25.00
02/07/2025	PV25-0101	00026673	11000-0000-11012-0000-001752-0000-00000	Mark Payroll Voucher Paid PV25-0101	\$0.00	\$25.00
02/07/2025	PV25-0102	00026726	11000-0000-11012-0000-001752-0000-00000	Mark Payroll Voucher Paid PV25-0102	\$0.00	\$2,430.98
02/07/2025	PV25-0102	00026726	24101-0000-11012-0000-001752-0000-00000	Mark Payroll Voucher Paid PV25-0102	\$0.00	\$262.72
02/07/2025	PV25-0102	00026726	24154-0000-11012-0000-001752-0000-00000	Mark Payroll Voucher Paid PV25-0102	\$0.00	\$6.92
02/07/2025	PV25-0102	00026726	25153-0000-11012-0000-001752-0000-00000	Mark Payroll Voucher Paid PV25-0102	\$0.00	\$6.86
02/07/2025	PV25-0102	00026726	26107-0000-11012-0000-001752-0000-00000	Mark Payroll Voucher Paid PV25-0102	\$0.00	\$148.64
02/07/2025	PV25-0102	00026726	27528-0000-11012-0000-001752-0000-00000	Mark Payroll Voucher Paid PV25-0102	\$0.00	\$50.95
02/07/2025	PV25-0102	00026726	27416-0000-11012-0000-001752-0000-00000	Mark Payroll Voucher Paid PV25-0102	\$0.00	\$61.56
02/07/2025	PV25-0103	00026738	27416-0000-11012-0000-001752-0000-00000	Mark Payroll Voucher Paid PV25-0103	\$0.00	\$1.82
02/07/2025	PV25-0103	00026738	27528-0000-11012-0000-001752-0000-00000	Mark Payroll Voucher Paid PV25-0103	\$0.00	\$5.76
02/07/2025	PV25-0103	00026738	26107-0000-11012-0000-001752-0000-00000	Mark Payroll Voucher Paid PV25-0103	\$0.00	\$66.88
02/07/2025	PV25-0103	00026738	25153-0000-11012-0000-001752-0000-00000	Mark Payroll Voucher Paid PV25-0103	\$0.00	\$0.28

02/07/2025	PV25-0103	00026738	24101-0000-11012-0000-001752-0000-00000	Mark Payroll Voucher Paid PV25-0103	\$0.00	\$1,407.92
02/07/2025	PV25-0103	00026738	11000-0000-11012-0000-001752-0000-00000	Mark Payroll Voucher Paid PV25-0103	\$0.00	\$12,045.46
02/10/2025	PV25-0104	00026740	11000-0000-11012-0000-001752-0000-00000	Mark Payroll Voucher Paid PV25-0104	\$0.00	\$23,377.49
02/10/2025	PV25-0104	00026740	25153-0000-11012-0000-001752-0000-00000	Mark Payroll Voucher Paid PV25-0104	\$0.00	\$66.04
02/10/2025	PV25-0104	00026740	26107-0000-11012-0000-001752-0000-00000	Mark Payroll Voucher Paid PV25-0104	\$0.00	\$1,429.48
02/10/2025	PV25-0104	00026740	24101-0000-11012-0000-001752-0000-00000	Mark Payroll Voucher Paid PV25-0104	\$0.00	\$2,526.74
02/10/2025	PV25-0104	00026740	24154-0000-11012-0000-001752-0000-00000	Mark Payroll Voucher Paid PV25-0104	\$0.00	\$66.58
02/10/2025	PV25-0104	00026740	27416-0000-11012-0000-001752-0000-00000	Mark Payroll Voucher Paid PV25-0104	\$0.00	\$592.00
02/10/2025	PV25-0104	00026740	27528-0000-11012-0000-001752-0000-00000	Mark Payroll Voucher Paid PV25-0104	\$0.00	\$490.01
02/11/2025	CR250055	00026764	11000-0000-11012-0000-001752-0000-00000	Approve Cash Receipts Batch; Batch No.: CR250055;Receipt No.: 00	\$231,931.36	\$0.00
02/12/2025	AP25-0043	00026758	11000-0000-11012-0000-001752-0000-00000	Disbursement for Voucher: AP25-0043; Fund=11000	\$0.00	\$11,532.34
02/12/2025	AP25-0043	00026758	21000-0000-11012-0000-001752-0000-00000	Disbursement for Voucher: AP25-0043; Fund=21000	\$0.00	\$6,711.93
02/12/2025	AP25-0043	00026758	21100-0000-11012-0000-001752-0000-00000	Disbursement for Voucher: AP25-0043; Fund=21100	\$0.00	\$2,138.07
02/13/2025	PV25-0105	00026739	24101-0000-11012-0000-001752-0000-00000	Mark Payroll Voucher Paid PV25-0105	\$0.00	\$263.45
02/13/2025	PV25-0105	00026739	11000-0000-11012-0000-001752-0000-00000	Mark Payroll Voucher Paid PV25-0105	\$0.00	\$2,309.10
02/13/2025	PV25-0105	00026739	24154-0000-11012-0000-001752-0000-00000	Mark Payroll Voucher Paid PV25-0105	\$0.00	\$7.76
02/13/2025	PV25-0105	00026739	26107-0000-11012-0000-001752-0000-00000	Mark Payroll Voucher Paid PV25-0105	\$0.00	\$95.94
02/13/2025	PV25-0105	00026739	25153-0000-11012-0000-001752-0000-00000	Mark Payroll Voucher Paid PV25-0105	\$0.00	\$7.12
02/13/2025	PV25-0105	00026739	27552-0000-11012-0000-001752-0000-00000	Mark Payroll Voucher Paid PV25-0105	\$0.00	\$8.93
02/13/2025	PV25-0105	00026739	27416-0000-11012-0000-001752-0000-00000	Mark Payroll Voucher Paid PV25-0105	\$0.00	\$71.02
02/13/2025	PV25-0105	00026739	27528-0000-11012-0000-001752-0000-00000	Mark Payroll Voucher Paid PV25-0105	\$0.00	\$42.24
02/14/2025	CR250057	00026886	21100-0000-11012-0000-001752-0000-00000	Approve Cash Receipts Batch; Batch No.: CR250057;Receipt No.: 00	\$667.62	\$0.00
02/18/2025	CR250058	00026888	31600-0000-11012-0000-001752-0000-00000	Approve Cash Receipts Batch; Batch No.: CR250058;Receipt No.: 00	\$91.29	\$0.91
02/18/2025	CR250059	00026889	31701-0000-11012-0000-001752-0000-00000	Approve Cash Receipts Batch; Batch No.: CR250059;Receipt No.: 00	\$46.11	\$0.46
02/20/2025	AP25-0044	00026843	27552-0000-11012-0000-001752-0000-00000	Disbursement for Voucher: AP25-0044; Fund=27552	\$0.00	\$2,415.00
02/20/2025	AP25-0044	00026843	31701-0000-11012-0000-001752-0000-00000	Disbursement for Voucher: AP25-0044; Fund=31701	\$0.00	\$5,551.50
02/20/2025	AP25-0044	00026843	11000-0000-11012-0000-001752-0000-00000	Disbursement for Voucher: AP25-0044; Fund=11000	\$0.00	\$16,403.90
02/20/2025	CR250060	00026887	11000-0000-11012-0000-001752-0000-00000	Approve Cash Receipts Batch; Batch No.: CR250060;Receipt No.: 72	\$10.00	\$0.00
02/20/2025	CR250060	00026887	24154-0000-11012-0000-001752-0000-00000	Approve Cash Receipts Batch; Batch No.: CR250060;Receipt No.: 72	\$442.49	\$0.00
02/20/2025	CR250061	00026890	31701-0000-11012-0000-001752-0000-00000	Approve Cash Receipts Batch; Batch No.: CR250061;Receipt No.: 00	\$1,486.62	\$14.87
02/20/2025	CR250061	00026890	31600-0000-11012-0000-001752-0000-00000	Approve Cash Receipts Batch; Batch No.: CR250061;Receipt No.: 00	\$2,980.45	\$29.80
02/21/2025	PR25-17	00026774	11000-0000-11012-0000-001752-0000-00000	Mark Paid Payroll Register PR25-17	\$0.00	\$255.26
02/21/2025	PR25-17	00026775	11000-0000-11012-0000-001752-0000-00000	Void Paycheck 5638, Account ****6281	\$127.63	\$0.00
02/21/2025	PR25-17	00026776	11000-0000-11012-0000-001752-0000-00000	Void Paycheck 5639, Account ****6281	\$127.63	\$0.00
02/21/2025	PR25-17A	00026844	11000-0000-11012-0000-001752-0000-00000	Mark Paid Payroll Register PR25-17A	\$0.00	\$255.26
02/21/2025	PR25-17A	00026844	26107-0000-11012-0000-001752-0000-00000	Mark Paid Payroll Register PR25-17A	\$0.00	\$2,804.64
02/21/2025	PV25-0106	00026853	24190-0000-11012-0000-001752-0000-00000	Mark Payroll Voucher Paid PV25-0106	\$0.00	\$451.18
02/21/2025	PV25-0106	00026853	25153-0000-11012-0000-001752-0000-00000	Mark Payroll Voucher Paid PV25-0106	\$0.00	\$24.87
02/21/2025	PV25-0106	00026853	24101-0000-11012-0000-001752-0000-00000	Mark Payroll Voucher Paid PV25-0106	\$0.00	\$862.22
02/21/2025	PV25-0106	00026853	24154-0000-11012-0000-001752-0000-00000	Mark Payroll Voucher Paid PV25-0106	\$0.00	\$28.49
02/21/2025	PV25-0106	00026853	11000-0000-11012-0000-001752-0000-00000	Mark Payroll Voucher Paid PV25-0106	\$0.00	\$7,970.10
02/21/2025	PV25-0106	00026853	27512-0000-11012-0000-001752-0000-00000	Mark Payroll Voucher Paid PV25-0106	\$0.00	\$316.62
02/21/2025	PV25-0106	00026853	27528-0000-11012-0000-001752-0000-00000	Mark Payroll Voucher Paid PV25-0106	\$0.00	\$182.03
02/21/2025	PV25-0106	00026853	26107-0000-11012-0000-001752-0000-00000	Mark Payroll Voucher Paid PV25-0106	\$0.00	\$1,193.25
02/21/2025	PV25-0106	00026853	27416-0000-11012-0000-001752-0000-00000	Mark Payroll Voucher Paid PV25-0106	\$0.00	\$250.72
02/21/2025	PV25-0106	00026853	27552-0000-11012-0000-001752-0000-00000	Mark Payroll Voucher Paid PV25-0106	\$0.00	\$343.63
02/21/2025	PV25-0107	00026852	27416-0000-11012-0000-001752-0000-00000	Mark Payroll Voucher Paid PV25-0107	\$0.00	\$699.88
02/21/2025	PV25-0107	00026852	27512-0000-11012-0000-001752-0000-00000	Mark Payroll Voucher Paid PV25-0107	\$0.00	\$1,542.81
02/21/2025	PV25-0107	00026852	27528-0000-11012-0000-001752-0000-00000	Mark Payroll Voucher Paid PV25-0107	\$0.00	\$751.79
02/21/2025	PV25-0107	00026852	27552-0000-11012-0000-001752-0000-00000	Mark Payroll Voucher Paid PV25-0107	\$0.00	\$1,591.42
02/21/2025	PV25-0107	00026852	11000-0000-11012-0000-001752-0000-00000	Mark Payroll Voucher Paid PV25-0107	\$0.00	\$22,755.47
02/21/2025	PV25-0107	00026852	24154-0000-11012-0000-001752-0000-00000	Mark Payroll Voucher Paid PV25-0107	\$0.00	\$78.08
02/21/2025	PV25-0107	00026852	24190-0000-11012-0000-001752-0000-00000	Mark Payroll Voucher Paid PV25-0107	\$0.00	\$1,150.95
02/21/2025	PV25-0107	00026852	24101-0000-11012-0000-001752-0000-00000	Mark Payroll Voucher Paid PV25-0107	\$0.00	\$2,548.31
02/21/2025	PV25-0107	00026852	25153-0000-11012-0000-001752-0000-00000	Mark Payroll Voucher Paid PV25-0107	\$0.00	\$81.60

02/21/2025	PV25-0107	00026852	26107-0000-11012-0000-001752-0000-00000	Mark Payroll Voucher Paid PV25-0107	\$0.00	\$1,516.88
02/21/2025	PV25-0108	00026846	11000-0000-11012-0000-001752-0000-00000	Mark Payroll Voucher Paid PV25-0108	\$0.00	\$25.00
02/21/2025	PV25-0109	00026845	11000-0000-11012-0000-001752-0000-00000	Mark Payroll Voucher Paid PV25-0109	\$0.00	\$25.00
02/24/2025	AP25-0019	00026851	11000-0000-11012-0000-001752-0000-00000	Disbursement for Voucher: AP25-0019; Fund=11000	\$4,355.88	\$0.00
02/26/2025	AP25-0044	00026879	27552-0000-11012-0000-001752-0000-00000	Disbursement for Voucher: AP25-0044; Fund=27552	\$2,415.00	\$0.00
02/26/2025	AP25-0045	00026893	27552-0000-11012-0000-001752-0000-00000	Disbursement for Voucher: AP25-0045; Fund=27552	\$0.00	\$2,739.00
02/26/2025	AP25-0045	00026893	31701-0000-11012-0000-001752-0000-00000	Disbursement for Voucher: AP25-0045; Fund=31701	\$0.00	\$1,151.59
02/26/2025	AP25-0045	00026893	11000-0000-11012-0000-001752-0000-00000	Disbursement for Voucher: AP25-0045; Fund=11000	\$0.00	\$13,784.79
02/26/2025	CR250062	00026928	11000-0000-11012-0000-001752-0000-00000	Approve Cash Receipts Batch; Batch No.: CR250062;Receipt No.: 72	\$4,551.50	\$0.00
02/26/2025	CR250062	00026928	26107-0000-11012-0000-001752-0000-00000	Approve Cash Receipts Batch; Batch No.: CR250062;Receipt No.: 72	\$15,252.68	\$0.00
<b>Sub Total</b>					<b>\$282,369.66</b>	<b>\$293,022.61</b>





700 Locust Street, Suite 600 | Dubuque, IA 52001

ADDRESS SERVICE REQUESTED

HEALTH LEADERSHIP HIGH SCHOOL
6401 JEFFERSON ST NE
ALBUQUERQUE NM 87109-4376

Managing Your Accounts



New Mexico Bank & Trust
a division of HTLF Bank



Customer Care
Center: 877.280.1856



Website: NMB-T.com

HTLF Bank is now
UMB Bank, n.a.



Summary of Accounts

Table with 3 columns: Account Type, Account Number, Ending Balance. Row: PUBLIC FUNDS ANALYSIS CHECKING, XXXXXX6281, \$2,793,013.76

PUBLIC FUNDS ANALYSIS CHECKING - XXXXXX6281

Account Summary

Table with 3 columns: Date, Description, Amount. Rows for beginning balance, credits, debits, and ending balance.

Deposits

Table with 3 columns: Date, Description, Amount. Rows for two deposit entries and a summary row.

Other Credits

Table with 3 columns: Date, Description, Amount. Rows for two credit entries.

FOR A CHANGE OF NAME OR ADDRESS PLEASE COMPLETE THE FORM BELOW

NAME \_\_\_\_\_

ADDRESS \_\_\_\_\_

CITY \_\_\_\_\_ STATE \_\_\_\_\_ ZIP \_\_\_\_\_

SOCIAL SECURITY \_\_\_\_\_

SIGNATURE \_\_\_\_\_ DATE \_\_\_\_\_

**HOW TO BALANCE YOUR ACCOUNT**

1. Subtract from your check register any service, miscellaneous, or automatic charge(s) posted on this statement, and add to your register any interest posted on this statement.
2. Mark (✓) your register after each check listed on front of statement.
3. Check off deposits shown on the statement against those shown in your check register.
4. Complete the form at right.
5. The final "balance" in the form to the right should agree with your check register balance. If it does not, read "HINTS FOR FINDING DIFFERENCES" below.

**HINTS FOR FINDING DIFFERENCES**

Recheck all additions and subtractions or corrections.

Verify the carryover balance from page to page in your check register.

Make sure you have subtracted the service or miscellaneous charge(s) from your check register balance, and added the current interest.

<b>NEW BALANCE</b>		\$
TRANSFER AMOUNT FROM OTHER SIDE		
<b>ADD</b>		
DEPOSITS MADE SINCE ENDING DATE ON A STATEMENT		
<b>SUBTOTAL</b>		
CHECKS NOT LISTED ON THIS OR PRIOR STATEMENTS		
<b>NUMBER</b>	<b>AMOUNT</b>	
<b>TOTAL CHECKS NOT LISTED</b>	<b>-----&gt;</b>	
<b>SUBTRACT TOTAL CHECKS NOT LISTED FROM SUBTOTAL ABOVE</b>	<b>BALANCE</b>	

**This section applies exclusively to electronic fund transfers governed by Regulation E**

In case of errors or questions about electronic transfers, telephone us or write to us at the address printed on this statement as soon as you can, if you think your statement or receipt is wrong or if you need more information about a transfer on the statement or receipt. We must hear from you no later than 60 days after we sent you the FIRST statement on which the error or problem appeared.

1. Tell us your name and account number (if any).
2. Describe the error or the transfer you are unsure about, and explain as clearly as you can why you believe there is an error or why you need more information.
3. Tell us the dollar amount of the suspected error.

We will investigate your complaint and will correct any error promptly. If we take more than 10 business days to do this, we will recredit your account for the amount you think is in error, so that you will have use of the money during the time it takes us to complete our investigation.

**THIS SHOULD AGREE WITH YOUR CHECK REGISTER BALANCE**

**Balance subject to interest rate.**  
Average daily balance method (including current transactions): We figure the interest charge on your account by applying the periodic rate to the "average daily balance" of your account. To get the "average daily balance" we take the beginning balance of your account each day, add any new (purchases/advances/fees), and subtract (any unpaid interest or other finance charges and) any payments or credits. This gives us the daily balance. Then, we add up all the daily balances for the billing cycle and divide the total by the number of days in the billing cycle. This gives us the "average daily balance".

**This section applies exclusively to information pertaining to credit extended primarily for personal, family, or household purposes. WHAT TO DO IF YOU THINK YOU FIND A MISTAKE ON YOUR STATEMENT**

If you think there is an error on your statement, write to us at the address printed on this statement.

In your letter, give us the following information:

- Account information: Your name and account number.
- Dollar amount: The dollar amount of the suspected error.
- Description of the Problem: If you think there is an error on your bill, describe what you believe is wrong and why you believe it is a mistake.

You must contact us within 60 days after the error appeared on your statement.

You must notify us of any potential errors in writing. You may call us, but

may have to pay the amount in question.

While we investigate whether or not there has been an error, the following are true:

- We cannot try to collect the amount in question, or report you as delinquent on that amount.
- The charge in question may remain on your statement, and we may continue to charge you interest on that amount. But, if we determine that we made a mistake, you will not have to pay the amount in question or any interest or other fees related to that amount.
- While you do not have to pay the amount in question, you are

**PUBLIC FUNDS ANALYSIS CHECKING - XXXXXX6281 (continued)****Other Credits (continued)**

Date	Description	Amount
	VNDR PYMT USDA November 2024 USDA Novemb	
02/11/2025	APS PAYMENTS HEALTH LDRSHP CS HEALTH LDRSHP	\$231,931.36
02/14/2025	State of New Mex VNDR PYMT USDA December 2024-State USDA	\$667.62
02/18/2025	SANDOVAL COUNTY ACH Paymen JANUARY 2025 DIST APS HB-33	\$90.38
02/18/2025	SANDOVAL COUNTY ACH Paymen JANUARY 2025 DIST APS SB-9	\$45.65
02/20/2025	BERNALILLO COUNT DISTR_PYMT HEALTH LEADERSHIP HIGH	\$4,422.40
02/24/2025	Check Adj 5622	\$27.00
		8 item(s) totaling \$244,163.72

**Other Debits**

Date	Description	Amount
02/03/2025	HEALTHLEADERSHIP ACH Paymen HEALTHLEADERSHIP AXXXXX5065	\$38,221.65
02/07/2025	IRS USATAXPYMT HEALTH LEADERSHIP HIGH 270543853663228	\$10,959.94
02/07/2025	HEALTHLEADERSHIP Payroll HEALTHLEADERSHIP AXXXXX5065	\$33,599.30
02/07/2025	HEALTHLEADERSHIP ACH Paymen HEALTHLEADERSHIP AXXXXX5065	\$13,528.12
02/07/2025	HEALTHLEADERSHIP ACH Paymen HEALTHLEADERSHIP AXXXXX5065	\$2,968.63
02/07/2025	VISA PAYMENT BL ACCT HEALTH LEADER 429824XXXXX9986	\$757.04
02/12/2025	NMERB WEB PAY Health Leadership High 02430	\$28,548.34
02/14/2025	TAX_REV_WWT_ECKS TRD PMNT HEALTH LEADERSHIP HIGH 1910059392	\$2,805.56
02/14/2025	PNM WEB_PAY HEALTH LEADERSHIP HIGH 15271975021325	\$3,855.86
02/18/2025	NM GAS COMPANY nmgas web HEALTH LEADERSHIP HIG 160908470170374	\$1,640.95
02/21/2025	IRS USATAXPYMT HEALTH LEADERSHIP HIGH 270545254384364	\$11,623.11
02/21/2025	HEALTHLEADERSHIP Payroll HEALTHLEADERSHIP AXXXXX5065	\$32,717.19
02/25/2025	CORRECTION OF 2/24 ADJUSTMENT #5622	\$27.00

**PUBLIC FUNDS ANALYSIS CHECKING - XXXXXX6281 (continued)**

**Other Debits (continued)**

Date	Description	Amount
02/25/2025	CHECK #5622	\$27.00

14 item(s) totaling \$181,279.69

**Checks Cleared**

Check Nbr	Date	Amount	Check Nbr	Date	Amount	Check Nbr	Date	Amount
5330	02/13/2025	\$73.43	5618	02/10/2025	\$197.76	5633	02/19/2025	\$205.90
5597*	02/04/2025	\$49.98	5619	02/05/2025	\$3,818.36	5634	02/19/2025	\$221.16
5603*	02/04/2025	\$1,126.02	5620	02/24/2025	\$100.00	5635	02/24/2025	\$376.69
5604	02/06/2025	\$2,959.69	5621	02/12/2025	\$3,761.49	5636	02/19/2025	\$138.96
5605	02/04/2025	\$591.93	5622	02/10/2025	\$347.23	5637	02/24/2025	\$787.82
5606	02/06/2025	\$195.88	5623	02/14/2025	\$215.25	5640*	02/26/2025	\$657.41
5607	02/24/2025	\$2,600.00	5624	02/11/2025	\$5,200.00	5645*	02/25/2025	\$526.74
5608	02/04/2025	\$193.06	5625	02/07/2025	\$2,000.00	5648*	02/25/2025	\$1,771.00
5609	02/04/2025	\$3,998.00	5626	02/18/2025	\$1,648.50	5649	02/28/2025	\$5,551.50
5610	02/04/2025	\$2,690.63	5627	02/14/2025	\$25.00	5651*	02/27/2025	\$1,002.53
5612*	02/05/2025	\$2,693.75	5628	02/11/2025	\$25.00	5652	02/25/2025	\$127.63
5613	02/04/2025	\$3,030.11	5629	02/14/2025	\$25.00	5653	02/24/2025	\$127.63
5614	02/12/2025	\$21,497.76	5630	02/11/2025	\$25.00	5654	02/25/2025	\$2,804.64
5615	02/10/2025	\$34.88	5631	02/19/2025	\$8,850.00	5655	02/26/2025	\$25.00
5617*	02/10/2025	\$1,467.62	5632	02/21/2025	\$4,305.00	5656	02/28/2025	\$25.00

\* Indicates skipped check number

45 item(s) totaling \$88,095.94

**Daily Balances**

Date	Amount	Date	Amount	Date	Amount
01/31/2025	\$2,797,969.00	02/11/2025	\$2,906,200.09	02/21/2025	\$2,789,720.17
02/03/2025	\$2,759,747.35	02/12/2025	\$2,852,392.50	02/24/2025	\$2,785,755.03
02/04/2025	\$2,748,067.62	02/13/2025	\$2,852,319.07	02/25/2025	\$2,780,471.02
02/05/2025	\$2,741,555.51	02/14/2025	\$2,846,060.02	02/26/2025	\$2,799,592.79
02/06/2025	\$2,738,399.94	02/18/2025	\$2,842,906.60	02/27/2025	\$2,798,590.26
02/07/2025	\$2,681,566.22	02/19/2025	\$2,833,490.58	02/28/2025	\$2,793,013.76
02/10/2025	\$2,679,518.73	02/20/2025	\$2,838,365.47		