

**Health Leadership High School
Financial Update
July 29, 2020**

A. BARs*

<u>BAR #</u>	<u>Fund Description</u>	<u>Type</u>	<u>Amount</u>
--------------	-------------------------	-------------	---------------

B. Payroll & Accounts Payable Payment Vouchers*

1 June 2020

C. Financial Statement Reports - as of June 30, 2020

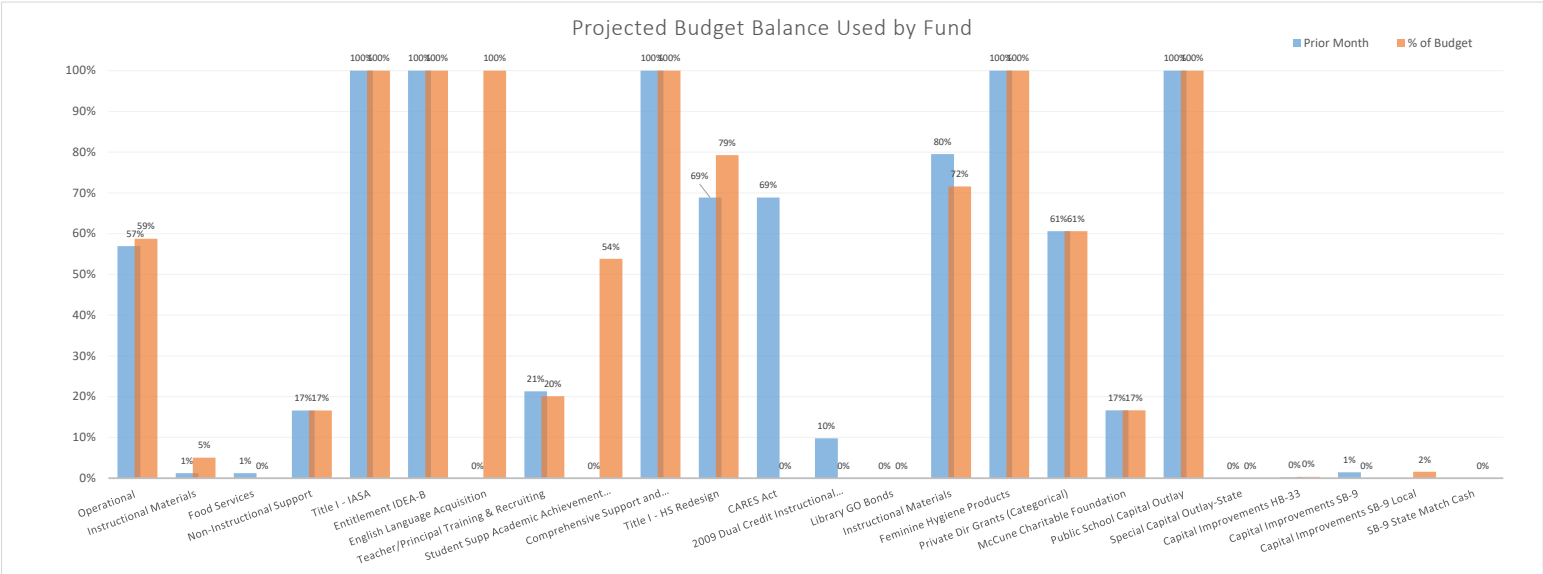
1 Financial Analysis
2 Bank Reconciliation

D. Other

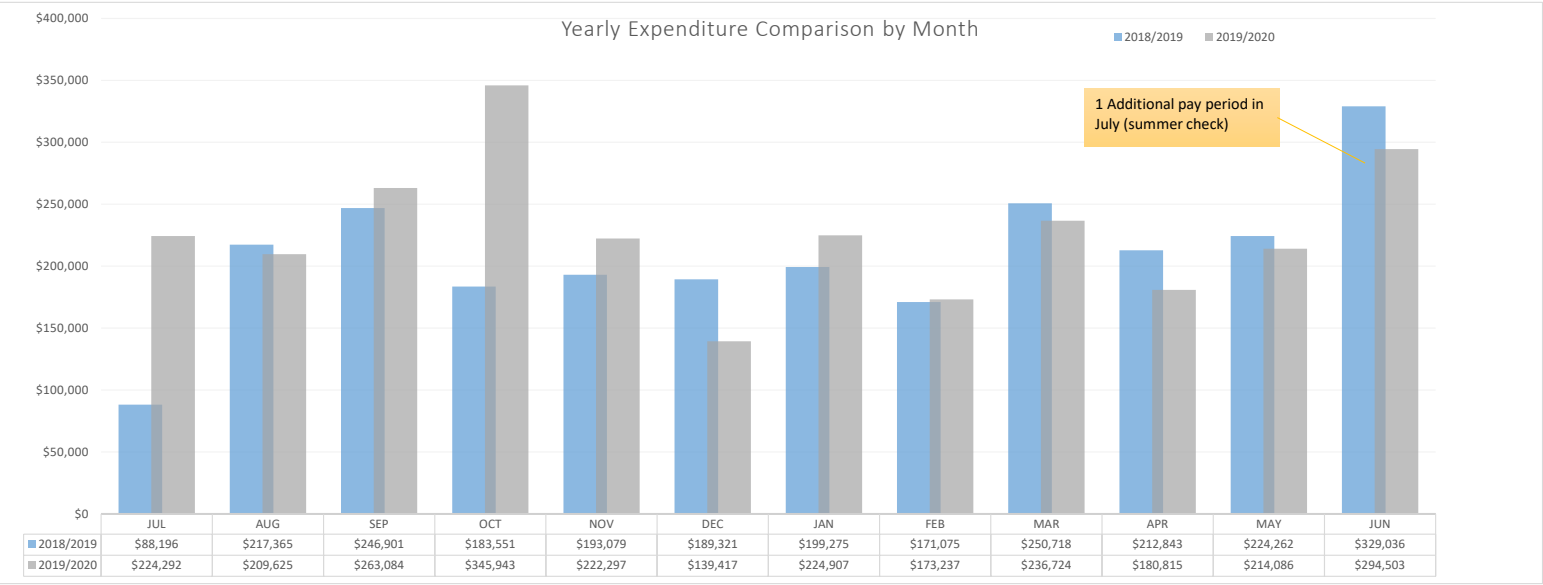
1 None

* Requires board approval

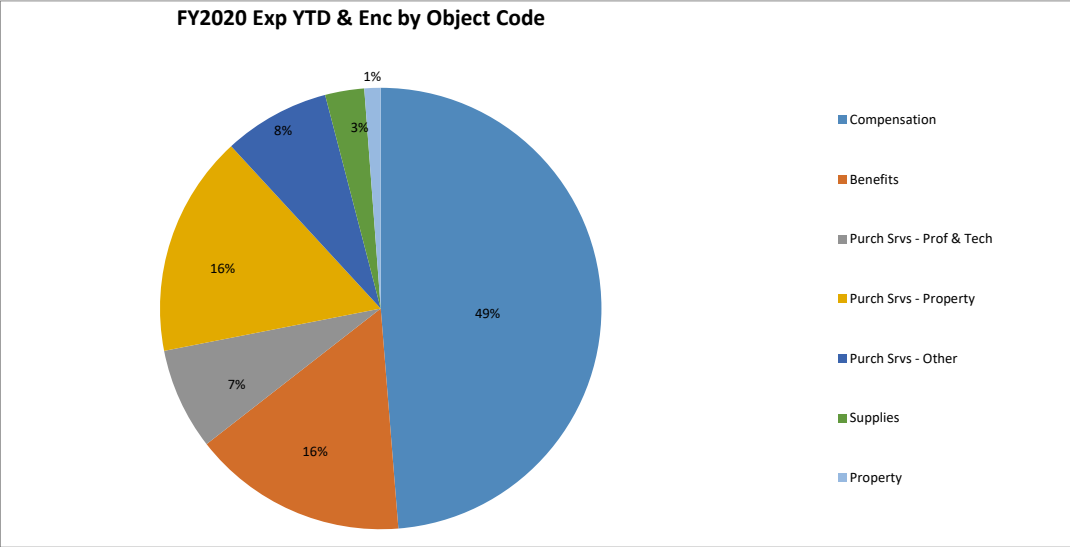
Health Leadership High School Expenditure Analytical Review As of June 30, 2020



Note: Operational decrease for 40th day student count is not reflected in graphs. Will be included when final funded SEG is released by PED.

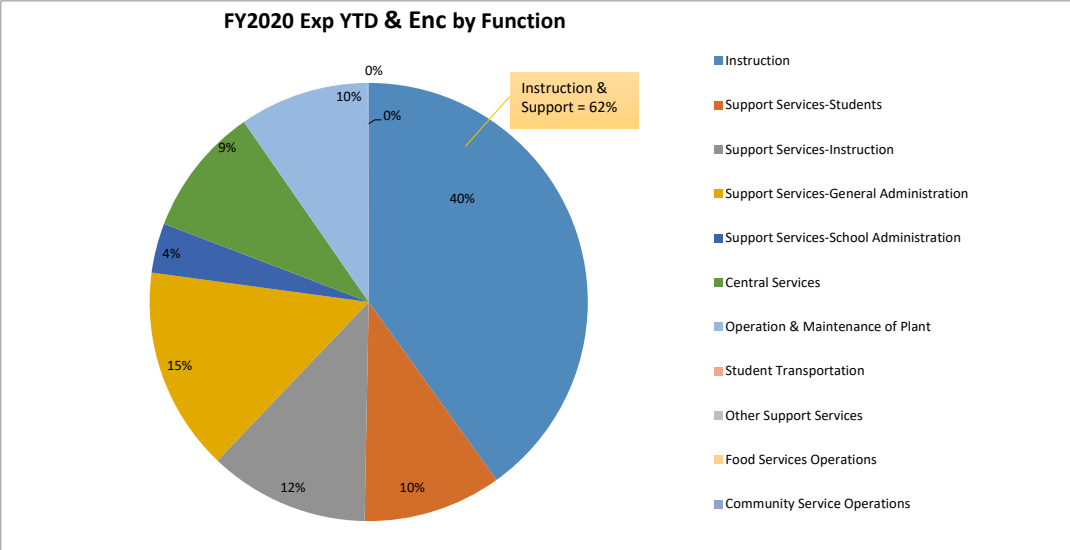


**Health Leadership High School
Expenditure Analytical Review
As of June 30, 2020**



Compensation: amounts paid to permanent and temporary employees.
Benefits: medical, dental, vision, disability, unemployment, etc.
Purch Svcs - Prof & Tech: ancillary, training, auditors, attorneys, accounting.
Purch Svcs - Property: maintenance & repair, utilities, lease, etc.
Purch Svcs - Other: liability insurance, advertising, travel, non-professional services.
Supplies: office, testing, textbook, food, software, etc.
Property: fixed assets, property purchase.
Debt Svc & Misc: penalties, emergency reserve, etc.

Note:



1000 - Instruction: direct classroom related expenditures.
2100 - Support Services - Student: special education, school counselor, attendance, student records.
2200 - Support Services - Instruction: testing and library
2300 - Administration: auditors, legal, and governance council
2400 - School Administration: principal's office
2500 - Central Services: business office and administrative technology
2600 - Operation & Maintenance: custodial, maintenance, security, and safety
3100 - Food Services: food services operations
4000 - Capital: Lease Assistance, HB-33, and SB-9 allocations.

Note:

Health Leadership High School

Check Report

Begin Date: 06/01/2020; End Date: 06/30/2020; Check Type: Accounts Payable; Payee: [All]; Bank: [All]; Accounting Cycle: FY19-20; Limit Results to This Cycle: Yes; Account Expression: [All]; Show Detail by Voucher: Yes; Created On: 7/25/2020 7:58:33 AM

Check Date	Check Number	Payee	Type	Amount
06/15/2020	3309	ACES - Assoc. of Charter School Education Services	Accounts Payable	\$11,224.39
06/15/2020	3310	CenturyLink Communications, LLC	Accounts Payable	\$62.67
06/15/2020	3311	Custom Health Services	Accounts Payable	\$228.00
06/15/2020	3312	Jive Communications	Accounts Payable	\$644.94
06/15/2020	3313	NM Gas Company	Accounts Payable	\$41.62
06/15/2020	3314	Orkin Pest Control	Accounts Payable	\$87.91
06/15/2020	3315	Timoth R.W. Kubik	Accounts Payable	\$2,200.00
06/15/2020	3316	Tori Stephens-Shauger	Accounts Payable	\$2,775.00
06/15/2020	3317	U-Stor-It	Accounts Payable	\$119.00
06/15/2020	3318	Unite Private Networks, LLC	Accounts Payable	\$93.05
06/17/2020	3319	Amazon.com	Accounts Payable	\$2,830.08
06/17/2020	3320	California Newsreel	Accounts Payable	\$55.95
06/17/2020	3321	Chavez Cleaning Service	Accounts Payable	\$2,353.83
06/17/2020	3322	Education Resources Consortium	Accounts Payable	\$5,700.00
06/17/2020	3323	Ephesus Inc	Accounts Payable	\$36.00
06/17/2020	3324	Timoth R.W. Kubik	Accounts Payable	\$4,700.00
06/25/2020		PNM	Accounts Payable	\$724.70
06/25/2020	3331	Accelerated Learning Lab, LLC	Accounts Payable	\$3,775.63
06/25/2020	3332	Alarm Research Inc.	Accounts Payable	\$86.30
06/25/2020	3333	Campus Specialties	Accounts Payable	\$220.05
06/25/2020	3334	CES - Cooperative Education Service	Accounts Payable	\$13,990.22
06/25/2020	3335	Chavez Cleaning Service	Accounts Payable	\$2,353.83
06/25/2020	3336	Chyno, Ltd. Co.	Accounts Payable	\$324.77
06/25/2020	3337	Comnet Consulting, Inc.	Accounts Payable	\$2,966.56
06/25/2020	3338	Ephesus Inc	Accounts Payable	\$111.11
06/25/2020	3339	NM Gas Company	Accounts Payable	\$38.49
06/25/2020	3340	U-Stor-It	Accounts Payable	\$119.00
06/29/2020	3344	ACES - Assoc. of Charter School Education Services	Accounts Payable	\$11,224.39
06/29/2020	3345	Amazon.com	Accounts Payable	\$16,301.35
06/29/2020	3346	Future Focused Education	Accounts Payable	\$2,700.00
06/29/2020	3347	Kayde Solomakos	Accounts Payable	\$1,500.00
06/29/2020	3348	NM Museum of Natural History Foundation, Inc.	Accounts Payable	\$262.50
06/29/2020	3349	Timoth R.W. Kubik	Accounts Payable	\$1,500.00
06/29/2020	3350	Tori Stephens-Shauger	Accounts Payable	\$3,450.00
Sub Total				\$94,801.34

Health Leadership High School

Check Report

Begin Date: 06/01/2020; End Date: 06/30/2020; Check Type: Accounts Payable; Payee: [All]; Bank: [All]; Accounting Cycle: FY19-20; Limit Results to This Cycle: Yes; Account Expression: [All]; Show Detail by Voucher: Yes; Created On: 7/25/2020 7:58:34 AM

Voucher Number	Bank Name	Account Number	Check Number	Payee	Amount	Type
AP14827	NM Bank and Trust	120106281		PNM	\$724.70	Accounts Payable
Vendor	PO Number	Invoice #	Account Code	Description	Issue Date	Amount
PNM	PO115591	June 2020	11000-2600-54411-0000-001752-0000-000000	electric service	07/09/2019	\$724.70
Sub Total						\$724.70
Voucher Number	Bank Name	Account Number	Check Number	Payee	Amount	Type
AP14825	NM Bank and Trust	120106281	3309	ACES - Assoc. of Charter School Education Services	\$11,224.39	Accounts Payable
Vendor	PO Number	Invoice #	Account Code	Description	Issue Date	Amount
ACES - Assoc. of Charter School Education Services	PO115683	5518-2	11000-2500-53414-0000-001752-0000-000000	Business Management Services	03/23/2020	\$11,224.39
Sub Total						\$11,224.39
Voucher Number	Bank Name	Account Number	Check Number	Payee	Amount	Type
AP14825	NM Bank and Trust	120106281	3310	CenturyLink Communications, LLC	\$62.67	Accounts Payable
Vendor	PO Number	Invoice #	Account Code	Description	Issue Date	Amount
CenturyLink Communications, LLC	PO115598	June 2020-2	11000-2600-54416-0000-001752-0000-000000	analog phone line elevator/fax	07/09/2019	\$62.67
Sub Total						\$62.67
Voucher Number	Bank Name	Account Number	Check Number	Payee	Amount	Type
AP14825	NM Bank and Trust	120106281	3311	Custom Health Services	\$228.00	Accounts Payable
Vendor	PO Number	Invoice #	Account Code	Description	Issue Date	Amount
Custom Health Services	PO115782	HHS-0200601-2	11000-2400-53711-0000-001752-0000-000000	DOT Physical and Drug Test to be able to drive students	02/24/2020	\$228.00
Sub Total						\$228.00
Voucher Number	Bank Name	Account Number	Check Number	Payee	Amount	Type
AP14825	NM Bank and Trust	120106281	3312	Jive Communications	\$644.94	Accounts Payable
Vendor	PO Number	Invoice #	Account Code	Description	Issue Date	Amount
Jive Communications	PO115583	IN6000768888-2	11000-2600-54416-0000-001752-0000-000000	Phone Service (annual)	07/02/2019	\$644.94
Sub Total						\$644.94
Voucher Number	Bank Name	Account Number	Check Number	Payee	Amount	Type
AP14825	NM Bank and Trust	120106281	3313	NM Gas Company	\$41.62	Accounts Payable
Vendor	PO Number	Invoice #	Account Code	Description	Issue Date	Amount
NM Gas Company	PO115590	May 2020-2	11000-2600-54412-0000-001752-0000-000000	gas service	07/09/2019	\$41.62
Sub Total						\$41.62
Voucher Number	Bank Name	Account Number	Check Number	Payee	Amount	Type
AP14825	NM Bank and Trust	120106281	3314	Orkin Pest Control	\$87.91	Accounts Payable
Vendor	PO Number	Invoice #	Account Code	Description	Issue Date	Amount
Orkin Pest Control	PO115592	197600662-2	11000-2600-55915-0000-001752-0000-000000	Pest control services	07/09/2019	\$87.91
Sub Total						\$87.91
Voucher Number	Bank Name	Account Number	Check Number	Payee	Amount	Type
AP14825	NM Bank and Trust	120106281	3315	Timoth R.W. Kubik	\$2,200.00	Accounts Payable
Vendor	PO Number	Invoice #	Account Code	Description	Issue Date	Amount
Timoth R.W. Kubik	PO115657	KP241-2	24191-1000-55915-1010-001752-0000-000000	Educational Consulting - HSRD Blueprint	01/31/2020	\$2,200.00
Sub Total						\$2,200.00

Voucher Number	Bank Name	Account Number	Check Number	Payee	Amount	Type
AP14825	NM Bank and Trust	120106281	3316	Tori Stephens-Shauger	\$2,775.00	Accounts Payable
Vendor	PO Number	Invoice #	Account Code	Description	Issue Date	Amount
Tori Stephens-Shauger	PO115656	May 2020-2	24191-1000-55915-1010-001752-0000-00000	Educational Consulting	06/03/2020	\$2,775.00
Sub Total						\$2,775.00
Voucher Number	Bank Name	Account Number	Check Number	Payee	Amount	Type
AP14825	NM Bank and Trust	120106281	3317	U-Stor-It	\$119.00	Accounts Payable
Vendor	PO Number	Invoice #	Account Code	Description	Issue Date	Amount
U-Stor-It	PO115597	3031-3-2	11000-2600-55915-0000-001752-0000-00000	off site storage	07/09/2019	\$119.00
Sub Total						\$119.00
Voucher Number	Bank Name	Account Number	Check Number	Payee	Amount	Type
AP14825	NM Bank and Trust	120106281	3318	Unite Private Networks, LLC	\$93.05	Accounts Payable
Vendor	PO Number	Invoice #	Account Code	Description	Issue Date	Amount
Unite Private Networks, LLC	PO115579	SI-20-007722-2	11000-2600-54416-0000-001752-0000-00000	Internet Service	07/01/2019	\$93.05
Sub Total						\$93.05
Voucher Number	Bank Name	Account Number	Check Number	Payee	Amount	Type
AP14826	NM Bank and Trust	120106281	3319	Amazon.com	\$2,830.08	Accounts Payable
Vendor	PO Number	Invoice #	Account Code	Description	Issue Date	Amount
Amazon.com	PO115801	479837856639	27109-1000-56108-1010-001752-0000-00000	Classroom Supplies Grant	04/23/2020	\$207.50
Amazon.com	PO115801	673788333787	27109-1000-56108-1010-001752-0000-00000	Classroom Supplies Grant	04/23/2020	\$89.98
Amazon.com	PO115806	434556737563	27109-1000-56108-1010-001752-0000-00000	Other Classroom Material (56107)	05/13/2020	\$24.90
Amazon.com	PO115806	443494456577	27109-1000-56108-1010-001752-0000-00000	Other Classroom Material (56107)	05/13/2020	\$599.97
Amazon.com	PO115806	448734794884	27109-1000-56108-1010-001752-0000-00000	Other Classroom Material (56107)	05/13/2020	\$27.98
Amazon.com	PO115806	458456399847	27109-1000-56108-1010-001752-0000-00000	Other Classroom Material (56107)	05/13/2020	\$39.52
Amazon.com	PO115806	473365583699	27109-1000-56108-1010-001752-0000-00000	Other Classroom Material (56107)	05/13/2020	\$10.90
Amazon.com	PO115806	499786464645	27109-1000-56108-1010-001752-0000-00000	Other Classroom Material (56107)	05/13/2020	\$499.95
Amazon.com	PO115806	574554876569	27109-1000-56108-1010-001752-0000-00000	Other Classroom Material (56107)	05/13/2020	\$61.09
Amazon.com	PO115806	695945589444	27109-1000-56108-1010-001752-0000-00000	Other Classroom Material (56107)	05/13/2020	\$21.49
Amazon.com	PO115806	735889444683	27109-1000-56108-1010-001752-0000-00000	Other Classroom Material (56107)	05/13/2020	\$107.16
Amazon.com	PO115806	739634336589	27109-1000-56108-1010-001752-0000-00000	Other Classroom Material (56107)	05/13/2020	\$9.95
Amazon.com	PO115806	739964555687	27109-1000-56108-1010-001752-0000-00000	Other Classroom Material (56107)	05/13/2020	\$124.02
Amazon.com	PO115806	846487798578	27109-1000-56108-1010-001752-0000-00000	Other Classroom Material (56107)	05/13/2020	\$107.97
Amazon.com	PO115806	876657937646	27109-1000-56108-1010-001752-0000-00000	Other Classroom Material (56107)	05/13/2020	\$235.80
Amazon.com	PO115806	879964757387	27109-1000-56108-1010-001752-0000-00000	Other Classroom Material (56107)	05/13/2020	\$17.54
Amazon.com	PO115806	987653569984	27109-1000-56108-1010-001752-0000-00000	Other Classroom Material (56107)	05/13/2020	\$235.92
Amazon.com	PO115807	448845774667	11000-2400-56118-0000-001752-0000-00000	Advansync Class of 2020 Kente Stole	05/21/2020	\$25.01
Amazon.com	PO115808	456863696445	29102-1000-56118-1010-001752-0000-00000	Supplies for re-engagement program through Child Development grant	05/27/2020	\$44.94
Amazon.com	PO115808	848474736354	29102-1000-56118-1010-001752-0000-00000	Supplies for re-engagement program through Child Development grant	05/27/2020	\$338.49
Sub Total						\$2,830.08
Voucher Number	Bank Name	Account Number	Check Number	Payee	Amount	Type
AP14826	NM Bank and Trust	120106281	3320	California Newsreel	\$55.95	Accounts Payable
Vendor	PO Number	Invoice #	Account Code	Description	Issue Date	Amount
California Newsreel	PO115802	234970234	27109-1000-56109-1010-001752-0000-00000	Unnatural Causes: A 7- part series DVD	04/23/2020	\$55.95

Sub Total						\$55.95
Voucher Number	Bank Name	Account Number	Check Number	Payee	Amount	Type
AP14826	NM Bank and Trust	120106281	3321	Chavez Cleaning Service	\$2,353.83	Accounts Payable
Vendor	PO Number	Invoice #	Account Code	Description	Issue Date	Amount
Chavez Cleaning Service	PO115629	Copy of 05-2020	11000-2600-55915-0000-001752-0000-000000	janitorial Services	08/01/2019	\$2,353.83
Sub Total						\$2,353.83
Voucher Number	Bank Name	Account Number	Check Number	Payee	Amount	Type
AP14826	NM Bank and Trust	120106281	3322	Education Resources Consortium	\$5,700.00	Accounts Payable
Vendor	PO Number	Invoice #	Account Code	Description	Issue Date	Amount
Education Resources Consortium	PO115655	2020 06 17	24191-1000-55915-1010-001752-0000-000000	Educational Consulting	06/17/2020	\$5,700.00
Sub Total						\$5,700.00
Voucher Number	Bank Name	Account Number	Check Number	Payee	Amount	Type
AP14826	NM Bank and Trust	120106281	3323	Ephesus Inc	\$36.00	Accounts Payable
Vendor	PO Number	Invoice #	Account Code	Description	Issue Date	Amount
Ephesus Inc	PO115595	AR82122	11000-1000-55915-1010-001752-0000-000000	copier maintenance	07/09/2019	\$36.00
Sub Total						\$36.00
Voucher Number	Bank Name	Account Number	Check Number	Payee	Amount	Type
AP14826	NM Bank and Trust	120106281	3324	Timoth R.W. Kubik	\$4,700.00	Accounts Payable
Vendor	PO Number	Invoice #	Account Code	Description	Issue Date	Amount
Timoth R.W. Kubik	PO115657	KP242	24191-1000-55915-1010-001752-0000-000000	Educational Consulting - HSRD Blueprint	06/17/2020	\$4,700.00
Sub Total						\$4,700.00
Voucher Number	Bank Name	Account Number	Check Number	Payee	Amount	Type
AP14827	NM Bank and Trust	120106281	3331	Accelerated Learning Lab, LLC	\$3,775.63	Accounts Payable
Vendor	PO Number	Invoice #	Account Code	Description	Issue Date	Amount
Accelerated Learning Lab, LLC	PO115800	1294	11000-1000-55915-1010-001752-0000-000000	Coaching - Administrative support	04/20/2020	\$355.63
Accelerated Learning Lab, LLC	PO115800	1294	11000-2400-55915-0000-001752-0000-000000	Coaching - Administrative support	04/20/2020	\$1,258.54
Accelerated Learning Lab, LLC	PO115800	1294	24191-1000-55915-1010-001752-0000-000000	Coaching - Administrative support	04/20/2020	\$2,161.46
Sub Total						\$3,775.63
Voucher Number	Bank Name	Account Number	Check Number	Payee	Amount	Type
AP14827	NM Bank and Trust	120106281	3332	Alarm Research Inc.	\$86.30	Accounts Payable
Vendor	PO Number	Invoice #	Account Code	Description	Issue Date	Amount
Alarm Research Inc.	PO115593	196201	11000-2600-55915-0000-001752-0000-000000	Burglar Alarm Services	07/09/2019	\$86.30
Sub Total						\$86.30
Voucher Number	Bank Name	Account Number	Check Number	Payee	Amount	Type
AP14827	NM Bank and Trust	120106281	3333	Campus Specialties	\$220.05	Accounts Payable
Vendor	PO Number	Invoice #	Account Code	Description	Issue Date	Amount
Campus Specialties	PO115790	4614	11000-2400-56118-0000-001752-0000-000000	Gold stole	03/06/2020	\$27.90
Campus Specialties	PO115790	4614	11000-2400-56118-0000-001752-0000-000000	Honor double cords- Green (Athletic)	03/06/2020	\$76.65
Campus Specialties	PO115790	4614	11000-2400-56118-0000-001752-0000-000000	Honor double cord- Gold	03/06/2020	\$54.75
Campus Specialties	PO115790	4614	11000-2400-56118-0000-001752-0000-000000	Honor double cords- Light blue	03/06/2020	\$10.95
Campus Specialties	PO115790	4614	11000-2400-56118-0000-001752-0000-000000	Honor double cords- royal blue	03/06/2020	\$21.90
Campus Specialties	PO115790	4614	11000-2400-56118-0000-001752-0000-000000	Silver stole	03/06/2020	\$27.90
Sub Total						\$220.05

Voucher Number	Bank Name	Account Number	Check Number	Payee	Amount	Type
AP14827	NM Bank and Trust	120106281	3334	CES - Cooperative Education Service	\$13,990.22	Accounts Payable
Vendor	PO Number	Invoice #	Account Code	Description	Issue Date	Amount
CES - Cooperative Education Service	PO115618	36-032848	11000-2100-53212-2000-001752-0000-00000	Speech Therapist	10/23/2019	\$285.34
CES - Cooperative Education Service	PO115618	36-033241	11000-2100-53212-2000-001752-0000-00000	Speech Therapist	10/23/2019	\$97.28
CES - Cooperative Education Service	PO115618	36-033479	11000-2100-53212-2000-001752-0000-00000	Speech Therapist	10/23/2019	\$123.22
CES - Cooperative Education Service	PO115559	24-097267	11000-4000-54500-0000-001752-0000-00000	Architectural Services - Schematic Design of Health Leadership High School	06/26/2020	\$12,500.00
CES - Cooperative Education Service	PO115559	24-097267	11000-4000-54500-0000-001752-0000-00000	Tax	06/26/2020	\$984.38
Sub Total						\$13,990.22
Voucher Number	Bank Name	Account Number	Check Number	Payee	Amount	Type
AP14827	NM Bank and Trust	120106281	3335	Chavez Cleaning Service	\$2,353.83	Accounts Payable
Vendor	PO Number	Invoice #	Account Code	Description	Issue Date	Amount
Chavez Cleaning Service	PO115629	06-2020	11000-2600-55915-0000-001752-0000-00000	janitorial Services	08/01/2019	\$2,353.83
Sub Total						\$2,353.83
Voucher Number	Bank Name	Account Number	Check Number	Payee	Amount	Type
AP14827	NM Bank and Trust	120106281	3336	Chyno, Ltd. Co.	\$324.77	Accounts Payable
Vendor	PO Number	Invoice #	Account Code	Description	Issue Date	Amount
Chyno, Ltd. Co.	PO115641	June Water	11000-2600-54415-0000-001752-0000-00000	water sewer refuse	08/21/2019	\$324.77
Sub Total						\$324.77
Voucher Number	Bank Name	Account Number	Check Number	Payee	Amount	Type
AP14827	NM Bank and Trust	120106281	3337	Comnet Consulting, Inc.	\$2,966.56	Accounts Payable
Vendor	PO Number	Invoice #	Account Code	Description	Issue Date	Amount
Comnet Consulting, Inc.	PO115668.	CW12519	11000-2500-55915-0000-001752-0000-00000	IT managed services	11/20/2019	\$2,966.56
Sub Total						\$2,966.56
Voucher Number	Bank Name	Account Number	Check Number	Payee	Amount	Type
AP14827	NM Bank and Trust	120106281	3338	Ephesus Inc	\$111.11	Accounts Payable
Vendor	PO Number	Invoice #	Account Code	Description	Issue Date	Amount
Ephesus Inc	PO115595	AR82735	11000-1000-55915-1010-001752-0000-00000	copier maintenance	07/09/2019	\$22.65
Ephesus Inc	PO115595	ar82736	11000-1000-55915-1010-001752-0000-00000	copier maintenance	07/09/2019	\$88.46
Sub Total						\$111.11
Voucher Number	Bank Name	Account Number	Check Number	Payee	Amount	Type
AP14827	NM Bank and Trust	120106281	3339	NM Gas Company	\$38.49	Accounts Payable
Vendor	PO Number	Invoice #	Account Code	Description	Issue Date	Amount
NM Gas Company	PO115590	June 2020	11000-2600-54412-0000-001752-0000-00000	gas service	07/09/2019	\$38.49
Sub Total						\$38.49
Voucher Number	Bank Name	Account Number	Check Number	Payee	Amount	Type
AP14827	NM Bank and Trust	120106281	3340	U-Stor-It	\$119.00	Accounts Payable
Vendor	PO Number	Invoice #	Account Code	Description	Issue Date	Amount
U-Stor-It	PO115597	3088	11000-2600-55915-0000-001752-0000-00000	off site storage	07/09/2019	\$119.00
Sub Total						\$119.00
Voucher Number	Bank Name	Account Number	Check Number	Payee	Amount	Type
AP14828	NM Bank and Trust	120106281	3344	ACES - Assoc. of Charter School Education Services	\$11,224.39	Accounts Payable
Vendor	PO Number	Invoice #	Account Code	Description	Issue Date	Amount

ACES - Assoc. of Charter School Education Services	PO115683	5591	11000-2500-53414-0000-001752-0000-00000	Business Management Services	03/23/2020	\$11,224.39
Sub Total						\$11,224.39
Voucher Number	Bank Name	Account Number	Check Number	Payee	Amount	Type
AP14828	NM Bank and Trust	120106281	3345	Amazon.com	\$16,301.35	Accounts Payable
Vendor	PO Number	Invoice #	Account Code	Description	Issue Date	Amount
Amazon.com	PO115801	437738349534	27109-1000-56108-1010-001752-0000-00000	Classroom Supplies Grant	04/23/2020	\$289.57
Amazon.com	PO115801	437967755454	27109-1000-56108-1010-001752-0000-00000	Classroom Supplies Grant	04/23/2020	\$253.92
Amazon.com	PO115801	445338367564	27109-1000-56108-1010-001752-0000-00000	Classroom Supplies Grant	04/23/2020	\$216.37
Amazon.com	PO115801	446485934765	27109-1000-56108-1010-001752-0000-00000	Classroom Supplies Grant	04/23/2020	\$1,340.98
Amazon.com	PO115801	458355549535	27109-1000-56108-1010-001752-0000-00000	Classroom Supplies Grant	04/23/2020	\$620.62
Amazon.com	PO115801	498959549497	27109-1000-56108-1010-001752-0000-00000	Classroom Supplies Grant	04/23/2020	\$807.56
Amazon.com	PO115801	658763655934	27109-1000-56108-1010-001752-0000-00000	Classroom Supplies Grant	04/23/2020	\$53.97
Amazon.com	PO115801	934454446397	27109-1000-56108-1010-001752-0000-00000	Classroom Supplies Grant	04/23/2020	\$574.78
Amazon.com	PO115806	433534534464	27109-1000-56108-1010-001752-0000-00000	Other Classroom Material (56107)	05/13/2020	\$3,064.05
Amazon.com	PO115806	438337667954	27109-1000-56108-1010-001752-0000-00000	Other Classroom Material (56107)	05/13/2020	\$27.98
Amazon.com	PO115806	439976737934	27109-1000-56108-1010-001752-0000-00000	Other Classroom Material (56107)	05/13/2020	\$1,469.70
Amazon.com	PO115806	464389496656	27109-1000-56108-1010-001752-0000-00000	Other Classroom Material (56107)	05/13/2020	\$79.35
Amazon.com	PO115806	468939344478	27109-1000-56108-1010-001752-0000-00000	Other Classroom Material (56107)	05/13/2020	\$258.20
Amazon.com	PO115806	469534957345	27109-1000-56108-1010-001752-0000-00000	Other Classroom Material (56107)	05/13/2020	\$77.88
Amazon.com	PO115806	469683455778	27109-1000-56108-1010-001752-0000-00000	Other Classroom Material (56107)	05/13/2020	\$31.90
Amazon.com	PO115806	497333649498	27109-1000-56108-1010-001752-0000-00000	Other Classroom Material (56107)	05/13/2020	\$105.29
Amazon.com	PO115806	555394356573	27109-1000-56108-1010-001752-0000-00000	Other Classroom Material (56107)	05/13/2020	\$19.47
Amazon.com	PO115806	648985866383	27109-1000-56108-1010-001752-0000-00000	Other Classroom Material (56107)	05/13/2020	\$56.97
Amazon.com	PO115806	657795696798	27109-1000-56108-1010-001752-0000-00000	Other Classroom Material (56107)	05/13/2020	\$38.72
Amazon.com	PO115806	745595666449	27109-1000-56108-1010-001752-0000-00000	Other Classroom Material (56107)	05/13/2020	\$234.18
Amazon.com	PO115806	754476978934	27109-1000-56108-1010-001752-0000-00000	Other Classroom Material (56107)	05/13/2020	\$1,346.12
Amazon.com	PO115806	846735863377	27109-1000-56108-1010-001752-0000-00000	Other Classroom Material (56107)	05/13/2020	\$1,123.80
Amazon.com	PO115806	995765396693	27109-1000-56108-1010-001752-0000-00000	Other Classroom Material (56107)	05/13/2020	\$1,412.92
Amazon.com	PO115808	453957965593	29102-1000-56118-1010-001752-0000-00000	Supplies for re-engagement program through Child Development grant	05/27/2020	\$363.64
Amazon.com	PO115808	469446335489	29102-1000-56118-1010-001752-0000-00000	Supplies for re-engagement program through Child Development grant	05/27/2020	\$53.98
Amazon.com	PO115808	5939584433965	29102-1000-56118-1010-001752-0000-00000	Supplies for re-engagement program through Child Development grant	05/27/2020	\$124.69
Amazon.com	PO115808	963764556666	29102-1000-56118-1010-001752-0000-00000	Supplies for re-engagement program through Child Development grant	05/27/2020	\$710.84
Amazon.com	PO115808	998899997693	29102-1000-56118-1010-001752-0000-00000	Supplies for re-engagement program through Child Development grant	05/27/2020	\$33.98
Amazon.com	PO115809	453987985988	11000-1000-57332-1010-001752-0000-00000	Ipads (Title III Grant)	06/17/2020	\$232.67
Amazon.com	PO115809	959368983665	11000-1000-57332-1010-001752-0000-00000	Ipads (Title III Grant)	06/17/2020	\$18.99
Amazon.com	PO115809	453987985988	24153-1000-57332-1010-001752-0000-00000	Ipads (Title III Grant)	06/17/2020	\$1,163.33
Amazon.com	PO115809	959368983665	24153-1000-57332-1010-001752-0000-00000	Ipads (Title III Grant)	06/17/2020	\$94.93
Sub Total						\$16,301.35
Voucher Number	Bank Name	Account Number	Check Number	Payee	Amount	Type
AP14828	NM Bank and Trust	120106281	3346	Future Focused Education	\$2,700.00	Accounts Payable
Vendor	PO Number	Invoice #	Account Code	Description	Issue Date	Amount
Future Focused Education	PO115792	100-167	24191-1000-55915-1010-001752-0000-00000	FY20 Educational Consulting	01/01/2020	\$2,700.00

Sub Total						\$2,700.00
Voucher Number	Bank Name	Account Number	Check Number	Payee	Amount	Type
AP14828	NM Bank and Trust	120106281	3347	Kayde Solomakos	\$1,500.00	Accounts Payable
Vendor	PO Number	Invoice #	Account Code	Description	Issue Date	Amount
Kayde Solomakos	PO115805	June 2020	29102-1000-55915-1010-001752-0000-00000	Contract help with CHW Program and senior projects	05/11/2020	\$1,500.00
Sub Total						\$1,500.00
Voucher Number	Bank Name	Account Number	Check Number	Payee	Amount	Type
AP14828	NM Bank and Trust	120106281	3348	NM Museum of Natural History Foundation, Inc	\$262.50	Accounts Payable
Vendor	PO Number	Invoice #	Account Code	Description	Issue Date	Amount
NM Museum of Natural History Foundation, Inc	PO115752	20-040	11000-1000-55817-1010-001752-0000-00000	Fieldtrip to the Museum	02/03/2020	\$262.50
Sub Total						\$262.50
Voucher Number	Bank Name	Account Number	Check Number	Payee	Amount	Type
AP14828	NM Bank and Trust	120106281	3349	Timoth R.W. Kubik	\$1,500.00	Accounts Payable
Vendor	PO Number	Invoice #	Account Code	Description	Issue Date	Amount
Timoth R.W. Kubik	PO115657	KP244	24191-1000-55915-1010-001752-0000-00000	Educational Consulting - HSRD Blueprint	06/29/2020	\$1,500.00
Sub Total						\$1,500.00
Voucher Number	Bank Name	Account Number	Check Number	Payee	Amount	Type
AP14828	NM Bank and Trust	120106281	3350	Tori Stephens-Shauger	\$3,450.00	Accounts Payable
Vendor	PO Number	Invoice #	Account Code	Description	Issue Date	Amount
Tori Stephens-Shauger	PO115656	June 2020	24191-1000-55915-1010-001752-0000-00000	Educational Consulting	06/28/2020	\$3,450.00
Sub Total						\$3,450.00
Grand Total						\$94,801.34

Revenue Report

Health Leadership High School

Account Summary Report

Cycle: FY19-20; Begin Date: 06/01/2020; End Date: 06/30/2020; Account Type: Revenue; Subtotal Elements: Fund; Account Expression: [All]; Subtotal By Account Type: Yes; Include Unposted Transactions: No; Created On: 7/23/2020 2:20:37 PM

Account Code	Description	Actual (Date Range)	Budget (YTD)	Actual (YTD)	Encumbrance (YTD)	Available (YTD)	% of Budget
11000-0000-41701-0000-001752-0000-00000	Operational-Fees - Activities	(\$30.00)	(\$4,000.00)	(\$3,201.50)	\$0.00	(\$798.50)	80.03
11000-0000-41701-0000-001752-0000-60003	Operational-Fees - Activities	\$0.00	\$0.00	(\$150.00)	\$0.00	\$150.00	0.00
11000-0000-41705-0000-001752-0000-00000	Operational-Fees - Users	\$0.00	(\$500.00)	(\$40.00)	\$0.00	(\$460.00)	8.00
11000-0000-41920-0000-001752-0000-00000	Operational-Contributions/Donations - Private Sources (Non Categorical)	(\$2,909.00)	\$0.00	(\$2,959.40)	\$0.00	\$2,959.40	0.00
11000-0000-41921-0000-001752-0000-00000	Operational-Instructional - Categorical	\$0.00	\$0.00	(\$2,000.00)	\$0.00	\$2,000.00	0.00
11000-0000-41980-0000-001752-0000-00000	Operational-Refund of Prior Year's Expenditures	(\$1,370.03)	\$0.00	(\$3,440.12)	\$0.00	\$3,440.12	0.00
11000-0000-43101-0000-001752-0000-00000	State Equalization Guarantee	(\$184,341.48)	(\$2,668,695.00)	(\$2,668,695.38)	\$0.00	\$0.38	100.00
11000-0000-46100-0000-001752-0000-00000	E Rate	(\$394.86)	\$0.00	(\$394.86)	\$0.00	\$394.86	0.00
Subtotal of Element: Revenue		(\$189,045.37)	(\$2,673,195.00)	(\$2,680,881.26)	\$0.00	\$7,686.26	100.29
Subtotal of Element: [Fund] 11000 - Operational		(\$189,045.37)	(\$2,673,195.00)	(\$2,680,881.26)	\$0.00	\$7,686.26	100.29
14000-0000-43207-0000-001752-0000-00000	Instructional Materials-Instructional Materials - Credit	\$0.00	\$0.00	(\$2,183.26)	\$0.00	\$2,183.26	0.00
Subtotal of Element: Revenue		\$0.00	\$0.00	(\$2,183.26)	\$0.00	\$2,183.26	0.00
Subtotal of Element: [Fund] 14000 - Instructional Materials		\$0.00	\$0.00	(\$2,183.26)	\$0.00	\$2,183.26	0.00
21000-0000-44500-0000-001752-0000-00000	Food Services-Restricted Grants - Federal Flow-through	\$0.00	(\$6,875.00)	(\$6,874.62)	\$0.00	(\$0.38)	99.99
Subtotal of Element: Revenue		\$0.00	(\$6,875.00)	(\$6,874.62)	\$0.00	(\$0.38)	99.99
Subtotal of Element: [Fund] 21000 - Food Services		\$0.00	(\$6,875.00)	(\$6,874.62)	\$0.00	(\$0.38)	99.99
24101-0000-41924-0000-001752-0000-00000	Title I - IASA-Flow-through Grants From Districts to Charter Schools	\$0.00	(\$58,082.00)	(\$54,368.69)	\$0.00	(\$3,713.31)	93.60
Subtotal of Element: Revenue		\$0.00	(\$58,082.00)	(\$54,368.69)	\$0.00	(\$3,713.31)	93.61
Subtotal of Element: [Fund] 24101 - Title I - IASA		\$0.00	(\$58,082.00)	(\$54,368.69)	\$0.00	(\$3,713.31)	93.61
24106-0000-41924-0000-001752-0000-00000	Entitlement IDEA-B-Flow-through Grants From Districts to Charter Schools	\$0.00	(\$44,677.00)	\$0.00	\$0.00	(\$44,677.00)	0.00
Subtotal of Element: Revenue		\$0.00	(\$44,677.00)	\$0.00	\$0.00	(\$44,677.00)	0.00
Subtotal of Element: [Fund] 24106 - Entitlement IDEA-B		\$0.00	(\$44,677.00)	\$0.00	\$0.00	(\$44,677.00)	0.00
24153-0000-41924-0000-001752-0000-00000	English Language Acquisition-Flow-through Grants From Districts to Charter Schools	\$0.00	(\$1,500.00)	\$0.00	\$0.00	(\$1,500.00)	0.00
Subtotal of Element: Revenue		\$0.00	(\$1,500.00)	\$0.00	\$0.00	(\$1,500.00)	0.00
Subtotal of Element: [Fund] 24153 - English Language Acquisition		\$0.00	(\$1,500.00)	\$0.00	\$0.00	(\$1,500.00)	0.00
24154-0000-41924-0000-001752-0000-00000	Teacher/Principal Training & Recruiting-Flow-through Grants From Districts to Charter Schools	\$0.00	(\$13,369.00)	\$0.00	\$0.00	(\$13,369.00)	0.00
Subtotal of Element: Revenue		\$0.00	(\$13,369.00)	\$0.00	\$0.00	(\$13,369.00)	0.00
Subtotal of Element: [Fund] 24154 - Teacher/Principal Training & Recruiting		\$0.00	(\$13,369.00)	\$0.00	\$0.00	(\$13,369.00)	0.00

24189-0000-41924-0000-001752-0000-00000	Student Supp Academic Achievement Title IV- Flow-through Grants From Districts to Charter Schools	\$0.00	(\$797.00)	\$0.00	\$0.00	(\$797.00)	0.00
Subtotal of Element: Revenue		\$0.00	(\$797.00)	\$0.00	\$0.00	(\$797.00)	0.00
Subtotal of Element: [Fund] 24189 - Student Supp Academic Achievement Title IV		\$0.00	(\$797.00)	\$0.00	\$0.00	(\$797.00)	0.00
24190-0000-41924-0000-001752-0000-00000	Comprehensive Support and Improvement (CSI)-Flow-through Grants From Districts to Charter Schools	\$0.00	(\$72,718.00)	(\$61,639.87)	\$0.00	(\$11,078.13)	84.76
Subtotal of Element: Revenue		\$0.00	(\$72,718.00)	(\$61,639.87)	\$0.00	(\$11,078.13)	84.77
Subtotal of Element: [Fund] 24190 - Comprehensive Support and Improvement (CSI)		\$0.00	(\$72,718.00)	(\$61,639.87)	\$0.00	(\$11,078.13)	84.77
24191-0000-41924-0000-001752-0000-00000	Title I - HS Redesign-Flow-through Grants From Districts to Charter Schools	(\$13,741.68)	(\$150,000.00)	(\$32,365.98)	\$0.00	(\$117,634.02)	21.57
Subtotal of Element: Revenue		(\$13,741.68)	(\$150,000.00)	(\$32,365.98)	\$0.00	(\$117,634.02)	21.58
Subtotal of Element: [Fund] 24191 - Title I - HS Redesign		(\$13,741.68)	(\$150,000.00)	(\$32,365.98)	\$0.00	(\$117,634.02)	21.58
24301-0000-41924-0000-001752-0000-00000	CARES Act - Revenue	\$0.00	(\$63,143.00)	\$0.00	\$0.00	(\$63,143.00)	0.00
Subtotal of Element: Revenue		\$0.00	(\$63,143.00)	\$0.00	\$0.00	(\$63,143.00)	0.00
Subtotal of Element: [Fund] 24301 - CARES Act		\$0.00	(\$63,143.00)	\$0.00	\$0.00	(\$63,143.00)	0.00
27107-0000-43202-0000-001752-0000-00000	Library GO Bonds-State Flow-through Grant	\$0.00	(\$3,618.00)	\$0.00	\$0.00	(\$3,618.00)	0.00
27107-0000-43204-0000-001752-0000-00000	Library GO Bonds-Prior Year Balances	\$0.00	\$0.00	(\$2,769.00)	\$0.00	\$2,769.00	0.00
Subtotal of Element: Revenue		\$0.00	(\$3,618.00)	(\$2,769.00)	\$0.00	(\$849.00)	76.53
Subtotal of Element: [Fund] 27107 - Library GO Bonds		\$0.00	(\$3,618.00)	(\$2,769.00)	\$0.00	(\$849.00)	76.53
27109-0000-43202-0000-001752-0000-00000	Instructional Materials-State Flow-through Grant	\$0.00	(\$27,147.00)	(\$24,431.87)	\$0.00	(\$2,715.13)	89.99
27109-0000-43207-0000-001752-0000-00000	Instructional Materials-Instructional Materials - Credit	\$0.00	\$0.00	(\$2,714.65)	\$0.00	\$2,714.65	0.00
Subtotal of Element: Revenue		\$0.00	(\$27,147.00)	(\$27,146.52)	\$0.00	(\$0.48)	100.00
Subtotal of Element: [Fund] 27109 - Instructional Materials		\$0.00	(\$27,147.00)	(\$27,146.52)	\$0.00	(\$0.48)	100.00
27130-0000-41924-0000-001752-0000-00000	Feminine Hygiene Products -Flow-through Grants From Districts to Charter Schools	\$0.00	(\$500.00)	\$0.00	\$0.00	(\$500.00)	0.00
Subtotal of Element: Revenue		\$0.00	(\$500.00)	\$0.00	\$0.00	(\$500.00)	0.00
Subtotal of Element: [Fund] 27130 - Feminine Hygiene Products		\$0.00	(\$500.00)	\$0.00	\$0.00	(\$500.00)	0.00
29102-0000-41920-0000-001752-0000-00000	Private Dir Grants (Categorical)- Contributions/Donations - Private Sources (Non Categorical)	\$0.00	(\$5,000.00)	(\$5,750.00)	\$0.00	\$750.00	115.00
Subtotal of Element: Revenue		\$0.00	(\$5,000.00)	(\$5,750.00)	\$0.00	\$750.00	115.00
Subtotal of Element: [Fund] 29102 - Private Dir Grants (Categorical)		\$0.00	(\$5,000.00)	(\$5,750.00)	\$0.00	\$750.00	115.00
31200-0000-43209-0000-001752-0000-00000	Public School Capital Outlay-PSCOC Awards	\$0.00	(\$170,008.00)	(\$160,085.00)	\$0.00	(\$9,923.00)	94.16
Subtotal of Element: Revenue		\$0.00	(\$170,008.00)	(\$160,085.00)	\$0.00	(\$9,923.00)	94.16
Subtotal of Element: [Fund] 31200 - Public School Capital Outlay		\$0.00	(\$170,008.00)	(\$160,085.00)	\$0.00	(\$9,923.00)	94.16
31400-0000-43202-0000-001752-0000-00000	Special Capital Outlay-State-State Flow- through Grant	\$0.00	(\$100,000.00)	\$0.00	\$0.00	(\$100,000.00)	0.00

Subtotal of Element: Revenue		\$0.00	(\$100,000.00)	\$0.00	\$0.00	(\$100,000.00)	0.00
Subtotal of Element: [Fund] 31400 - Special Capital Outlay-State		\$0.00	(\$100,000.00)	\$0.00	\$0.00	(\$100,000.00)	0.00
31600-0000-41110-0000-001752-0000-00000	Capital Improvements HB-33-Ad Valorem Taxes - School District	(\$49,623.93)	(\$159,026.00)	(\$163,589.94)	\$0.00	\$4,563.94	102.86
Subtotal of Element: Revenue		(\$49,623.93)	(\$159,026.00)	(\$163,589.94)	\$0.00	\$4,563.94	102.87
Subtotal of Element: [Fund] 31600 - Capital Improvements HB-33		(\$49,623.93)	(\$159,026.00)	(\$163,589.94)	\$0.00	\$4,563.94	102.87
31700-0000-41110-0000-001752-0000-00000	Capital Improvements SB-9-Ad Valorem Taxes - School District	\$6,446.88	\$0.00	\$0.00	\$0.00	\$0.00	0.00
31700-0000-43204-0000-001752-0000-00000	Capital Improvements SB-9-Prior Year Balances	\$0.00	(\$4,443.00)	\$0.00	\$0.00	(\$4,443.00)	0.00
Subtotal of Element: Revenue		\$6,446.88	(\$4,443.00)	\$0.00	\$0.00	(\$4,443.00)	0.00
Subtotal of Element: [Fund] 31700 - Capital Improvements SB-9		\$6,446.88	(\$4,443.00)	\$0.00	\$0.00	(\$4,443.00)	0.00
31701-0000-41110-0000-001752-0000-00000	Capital Improvements SB-9 Local-Ad Valorem Taxes - School District	(\$31,794.46)	(\$78,591.00)	(\$82,854.69)	\$0.00	\$4,263.69	105.42
Subtotal of Element: Revenue		(\$31,794.46)	(\$78,591.00)	(\$82,854.69)	\$0.00	\$4,263.69	105.43
Subtotal of Element: [Fund] 31701 - Capital Improvements SB-9 Local		(\$31,794.46)	(\$78,591.00)	(\$82,854.69)	\$0.00	\$4,263.69	105.43
31703-0000-43202-0000-001752-0000-00000	SB-9 State Match Cash-State Flow-through Grant	(\$5,752.00)	(\$5,752.00)	(\$5,752.00)	\$0.00	\$0.00	100.00
Subtotal of Element: Revenue		(\$5,752.00)	(\$5,752.00)	(\$5,752.00)	\$0.00	\$0.00	100.00
Subtotal of Element: [Fund] 31703 - SB-9 State Match Cash		(\$5,752.00)	(\$5,752.00)	(\$5,752.00)	\$0.00	\$0.00	100.00
Grand Total		(\$283,510.56)	(\$3,638,441.00)	(\$3,286,260.83)	\$0.00	(\$352,180.17)	90.32

Expenditure Rollup

Health Leadership High School

Rollup Report

Cycle: FY19-20; 1st Detail Element: Fund; 1st Detail Level: Detailed; 2nd Detail Element: Object; 2nd Detail Level: Highest; 3rd Detail Element: None; 3rd Detail Level: None; 4th Detail Element: None; 4th Detail Level: None; 5th Detail Element: None; 5th Detail Level: None; Account Expression: ([Object] > "51000") ; 1st Subtotal Element: Fund; 1st Subtotal Rollup Level: Detailed; 2nd Subtotal Element: None; 2nd Subtotal Rollup Level: None; 3rd Subtotal Element: None; 3rd Subtotal Rollup Level: None; 4th Subtotal Element: None; 4th Subtotal Rollup Level: None; 5th Subtotal Element: None; 5th Subtotal Rollup Level: None; Begin Date: 06/01/2020; End Date: 06/30/2020; Subtotal on Account Type: No; Include Encumbrances: Yes; Created On: 7/25/2020 8:10:26 AM

Fund	Object	Actuals (Selected Range)	Adopted Budget	Current Budget	Actuals (YTD)	Encumbrances (YTD)	Available	% of Budget
11000 - Operational	51000 - Personnel Services - Compensation	\$150,408.30	\$1,645,870.00	\$1,320,820.00	\$1,165,044.24	\$54,230.93	\$101,544.83	88.21
11000 - Operational	52000 - Personnel Services - Employee Benefits	\$49,050.29	\$653,423.00	\$577,675.00	\$408,355.22	\$7,297.74	\$162,022.04	70.69
11000 - Operational	53000 - Purchased Professional and Technical Services	\$22,612.62	\$93,082.00	\$186,040.00	\$146,616.33	\$13,271.84	\$26,151.83	78.81
11000 - Operational	54000 - Purchased Property Services	\$15,414.62	\$300,899.00	\$318,949.00	\$243,501.61	\$47,558.38	\$27,889.01	76.34
11000 - Operational	55000 - Other Purchased Services	\$9,847.71	\$192,559.00	\$173,009.00	\$131,489.99	\$15,648.75	\$25,870.26	76.00
11000 - Operational	56000 - Supplies	\$226.37	\$81,957.00	\$74,657.00	\$53,433.43	\$3,254.05	\$17,969.52	71.57
11000 - Operational	57000 - Property	\$251.66	\$1,448,376.00	\$1,253,921.00	\$5,197.83	\$48.34	\$1,248,674.83	0.41
Subtotal of Element: [Fund] 11000 - Operational		\$247,811.57	\$4,416,166.00	\$3,905,071.00	\$2,153,638.65	\$141,310.03	\$1,610,122.32	
14000 - Instructional Materials	56000 - Supplies	\$0.00	\$28,509.00	\$27,181.00	\$1,368.50	\$0.00	\$25,812.50	5.03
Subtotal of Element: [Fund] 14000 - Instructional Materials		\$0.00	\$28,509.00	\$27,181.00	\$1,368.50	\$0.00	\$25,812.50	
21000 - Food Services	55000 - Other Purchased Services	\$0.00	\$60,000.00	\$0.00	\$0.00	\$0.00	\$0.00	
21000 - Food Services	57000 - Property	\$0.00	\$0.00	\$4,000.00	\$0.00	\$0.00	\$4,000.00	0.00
Subtotal of Element: [Fund] 21000 - Food Services		\$0.00	\$60,000.00	\$4,000.00	\$0.00	\$0.00	\$4,000.00	
23000 - Non-Instructional Support	53000 - Purchased Professional and Technical Services	\$0.00	\$500.00	\$500.00	\$475.00	\$0.00	\$25.00	95.00
23000 - Non-Instructional Support	55000 - Other Purchased Services	\$0.00	\$1,000.00	\$1,000.00	\$0.00	\$0.00	\$1,000.00	0.00
23000 - Non-Instructional Support	56000 - Supplies	\$0.00	\$1,358.00	\$1,358.00	\$0.00	\$0.00	\$1,358.00	0.00
Subtotal of Element: [Fund] 23000 - Non-Instructional Support		\$0.00	\$2,858.00	\$2,858.00	\$475.00	\$0.00	\$2,383.00	
24101 - Title I - IASA	51000 - Personnel Services - Compensation	\$0.00	\$36,257.00	\$42,982.00	\$44,222.41	\$0.00	(\$1,240.41)	102.89
24101 - Title I - IASA	52000 - Personnel Services - Employee Benefits	\$0.00	\$12,471.00	\$14,343.00	\$13,859.59	\$0.00	\$483.41	96.63
24101 - Title I - IASA	53000 - Purchased Professional and Technical Services	\$0.00	\$757.00	\$757.00	\$0.00	\$0.00	\$757.00	0.00
Subtotal of Element: [Fund] 24101 - Title I - IASA		\$0.00	\$49,485.00	\$58,082.00	\$58,082.00	\$0.00	\$0.00	
24106 - Entitlement IDEA-B	51000 - Personnel Services - Compensation	\$0.00	\$33,587.00	\$33,587.00	\$38,767.84	\$0.00	(\$5,180.84)	115.43
24106 - Entitlement IDEA-B	52000 - Personnel Services - Employee Benefits	\$0.00	\$11,090.00	\$11,090.00	\$5,909.16	\$0.00	\$5,180.84	53.28
Subtotal of Element: [Fund] 24106 - Entitlement IDEA-B		\$0.00	\$44,677.00	\$44,677.00	\$44,677.00	\$0.00	\$0.00	
24153 - English Language Acquisition	56000 - Supplies	\$0.00	\$1,500.00	\$1,500.00	\$0.00	\$0.00	\$1,500.00	0.00
24153 - English Language Acquisition	57000 - Property	\$1,258.26	\$0.00	\$0.00	\$1,258.26	\$241.74	(\$1,500.00)	
Subtotal of Element: [Fund] 24153 - English Language Acquisition		\$1,258.26	\$1,500.00	\$1,500.00	\$1,258.26	\$241.74	\$0.00	
24154 - Teacher/Principal Training & Recruiting	53000 - Purchased Professional and Technical Services	\$0.00	\$13,369.00	\$13,369.00	\$614.61	\$0.00	\$12,754.39	4.60
24154 - Teacher/Principal Training & Recruiting	55000 - Other Purchased Services	\$0.00	\$0.00	\$0.00	\$2,073.34	\$0.00	(\$2,073.34)	
Subtotal of Element: [Fund] 24154 - Teacher/Principal Training & Recruiting		\$0.00	\$13,369.00	\$13,369.00	\$2,687.95	\$0.00	\$10,681.05	
24189 - Student Supp Academic Achievement Title IV	53000 - Purchased Professional and Technical Services	\$0.00	\$797.00	\$797.00	\$429.00	\$0.00	\$368.00	53.83
Subtotal of Element: [Fund] 24189 - Student Supp Academic Achievement Title IV		\$0.00	\$797.00	\$797.00	\$429.00	\$0.00	\$368.00	
24190 - Comprehensive Support and Improvement (CSI)	51000 - Personnel Services - Compensation	\$0.00	\$23,804.00	\$26,327.00	\$26,327.00	\$0.00	\$0.00	100.00
24190 - Comprehensive Support and Improvement (CSI)	52000 - Personnel Services - Employee Benefits	\$0.00	\$11,633.00	\$11,633.00	\$11,185.73	\$0.00	\$447.27	96.16
24190 - Comprehensive Support and Improvement (CSI)	53000 - Purchased Professional and Technical Services	\$0.00	\$0.00	\$34,758.00	\$34,758.40	\$0.00	(\$0.40)	100.00
24190 - Comprehensive Support and Improvement (CSI)	56000 - Supplies	\$0.00	\$0.00	\$0.00	\$446.87	\$0.00	(\$446.87)	
Subtotal of Element: [Fund] 24190 - Comprehensive Support and Improvement (CSI)		\$0.00	\$35,437.00	\$72,718.00	\$72,718.00	\$0.00	\$0.00	
24191 - Title I - HS Redesign	51000 - Personnel Services - Compensation	\$883.33	\$0.00	\$10,600.00	\$10,599.98	\$0.00	\$0.02	100.00
24191 - Title I - HS Redesign	52000 - Personnel Services - Employee Benefits	\$209.71	\$0.00	\$2,539.00	\$2,527.52	\$0.00	\$11.48	99.55
24191 - Title I - HS Redesign	53000 - Purchased Professional and Technical Services	\$0.00	\$20,000.00	\$20,000.00	\$12,850.00	\$0.00	\$7,150.00	64.25
24191 - Title I - HS Redesign	55000 - Other Purchased Services	\$25,186.46	\$130,000.00	\$92,486.00	\$67,617.27	\$950.00	\$23,918.73	73.11
24191 - Title I - HS Redesign	57000 - Property	\$0.00	\$0.00	\$24,375.00	\$10,840.82	\$13,534.00	\$0.18	44.48
Subtotal of Element: [Fund] 24191 - Title I - HS Redesign		\$26,279.50	\$150,000.00	\$150,000.00	\$104,435.59	\$14,484.00	\$31,080.41	

Health Leadership High School

Rollup Report

Cycle: FY19-20; 1st Detail Element: Fund; 1st Detail Level: Detailed; 2nd Detail Element: Object; 2nd Detail Level: Highest; 3rd Detail Element: None; 3rd Detail Level: None; 4th Detail Element: None; 4th Detail Level: None; 5th Detail Element: None; 5th Detail Level: None; Account Expression: ([Object] > "51000"); 1st Subtotal Element: Fund; 1st Subtotal Rollup Level: Detailed; 2nd Subtotal Element: None; 2nd Subtotal Rollup Level: None; 3rd Subtotal Element: None; 3rd Subtotal Rollup Level: None; 4th Subtotal Element: None; 4th Subtotal Rollup Level: None; 5th Subtotal Element: None; 5th Subtotal Rollup Level: None; Begin Date: 06/01/2020; End Date: 06/30/2020; Subtotal on Account Type: No; Include Encumbrances: Yes; Created On: 7/25/2020 8:10:26 AM

Fund	Object	Actuals (Selected Range)	Adopted Budget	Current Budget	Actuals (YTD)	Encumbrances (YTD)	Available	% of Budget
24301 - CARES Act	55000 - Other Purchased Services	\$0.00		\$1,600.00	\$0.00	\$0.00	\$1,600.00	0.00
24301 - CARES Act	56000 - Supplies	\$0.00		\$30,043.00	\$0.00	\$0.00	\$30,043.00	0.00
24301 - CARES Act	57000 - Property	\$0.00		\$31,500.00	\$0.00	\$0.00	\$31,500.00	0.00
Subtotal of Element: [Fund] 24301 - CARES Act		\$0.00		\$63,143.00	\$0.00	\$0.00	\$63,143.00	
27103 - 2009 Dual Credit Instructional Materials/HB2	56000 - Supplies	\$0.00	\$10,792.00	\$0.00	\$0.00	\$0.00	\$0.00	
Subtotal of Element: [Fund] 27103 - 2009 Dual Credit Instructional Materials/HB2		\$0.00	\$10,792.00	\$0.00	\$0.00	\$0.00	\$0.00	
27107 - Library GO Bonds	57000 - Property	\$0.00	\$3,618.00	\$3,618.00	\$0.00	\$0.00	\$3,618.00	0.00
Subtotal of Element: [Fund] 27107 - Library GO Bonds		\$0.00	\$3,618.00	\$3,618.00	\$0.00	\$0.00	\$3,618.00	
27109 - Instructional Materials	56000 - Supplies	\$15,981.89	\$24,432.00	\$27,147.00	\$19,046.97	\$386.56	\$7,713.47	70.16
Subtotal of Element: [Fund] 27109 - Instructional Materials		\$15,981.89	\$24,432.00	\$27,147.00	\$19,046.97	\$386.56	\$7,713.47	
27130 - Feminine Hygiene Products	56000 - Supplies	\$0.00	\$500.00	\$500.00	\$500.00	\$0.00	\$0.00	100.00
Subtotal of Element: [Fund] 27130 - Feminine Hygiene Products		\$0.00	\$500.00	\$500.00	\$500.00	\$0.00	\$0.00	
29102 - Private Dir Grants (Categorical)	51000 - Personnel Services - Compensation	\$0.00	\$20,000.00	\$62,807.00	\$48,300.00	\$0.00	\$14,507.00	76.90
29102 - Private Dir Grants (Categorical)	52000 - Personnel Services - Employee Benefits	\$0.00	\$5,440.00	\$17,083.00	\$0.00	\$0.00	\$17,083.00	0.00
29102 - Private Dir Grants (Categorical)	53000 - Purchased Professional and Technical Services	\$0.00	\$10,000.00	\$10,000.00	\$813.58	\$0.00	\$9,186.42	8.14
29102 - Private Dir Grants (Categorical)	55000 - Other Purchased Services	\$1,500.00		\$0.00	\$3,993.75	\$0.00	(\$3,993.75)	
29102 - Private Dir Grants (Categorical)	56000 - Supplies	\$1,670.56	\$798.00	\$798.00	\$1,848.64	\$29.44	(\$1,080.08)	231.66
Subtotal of Element: [Fund] 29102 - Private Dir Grants (Categorical)		\$3,170.56	\$36,238.00	\$90,688.00	\$54,955.97	\$29.44	\$35,702.59	
29114 - McCune Charitable Foundation	55000 - Other Purchased Services	\$0.00	\$8,584.00	\$8,585.00	\$185.00	\$0.00	\$8,400.00	2.15
29114 - McCune Charitable Foundation	56000 - Supplies	\$0.00		\$0.00	\$1,245.00	\$0.00	(\$1,245.00)	
Subtotal of Element: [Fund] 29114 - McCune Charitable Foundation		\$0.00	\$8,584.00	\$8,585.00	\$1,430.00	\$0.00	\$7,155.00	
31200 - Public School Capital Outlay	54000 - Purchased Property Services	\$0.00	\$0.00	\$170,008.00	\$170,008.00	\$0.00	\$0.00	100.00
Subtotal of Element: [Fund] 31200 - Public School Capital Outlay		\$0.00	\$0.00	\$170,008.00	\$170,008.00	\$0.00	\$0.00	
31400 - Special Capital Outlay-State	57000 - Property	\$0.00	\$100,000.00	\$100,000.00	\$0.00	\$0.00	\$100,000.00	0.00
Subtotal of Element: [Fund] 31400 - Special Capital Outlay-State		\$0.00	\$100,000.00	\$100,000.00	\$0.00	\$0.00	\$100,000.00	
31600 - Capital Improvements HB-33	53000 - Purchased Professional and Technical Services	\$496.24	\$0.00	\$3,181.00	\$1,632.79	\$0.00	\$1,548.21	51.33
31600 - Capital Improvements HB-33	54000 - Purchased Property Services	\$0.00	\$0.00	\$155,520.00	\$0.00	\$0.00	\$155,520.00	0.00
31600 - Capital Improvements HB-33	57000 - Property	\$0.00	\$310,599.00	\$310,000.00	\$0.00	\$0.00	\$310,000.00	0.00
Subtotal of Element: [Fund] 31600 - Capital Improvements HB-33		\$496.24	\$310,599.00	\$468,701.00	\$1,632.79	\$0.00	\$467,068.21	
31700 - Capital Improvements SB-9	53000 - Purchased Professional and Technical Services	(\$64.47)		\$0.00	\$0.00	\$0.00	\$0.00	
31700 - Capital Improvements SB-9	57000 - Property	\$0.00	\$4,443.00	\$4,443.00	\$0.00	\$0.00	\$4,443.00	0.00
Subtotal of Element: [Fund] 31700 - Capital Improvements SB-9		(\$64.47)	\$4,443.00	\$4,443.00	\$0.00	\$0.00	\$4,443.00	
31701 - Capital Improvements SB-9 Local	53000 - Purchased Professional and Technical Services	\$317.95	\$0.00	\$1,872.00	\$826.95	\$0.00	\$1,045.05	44.17
31701 - Capital Improvements SB-9 Local	54000 - Purchased Property Services	\$0.00	\$0.00	\$86,758.00	\$0.00	\$900.00	\$85,858.00	0.00
31701 - Capital Improvements SB-9 Local	57000 - Property	\$0.00	\$199,318.00	\$202,505.00	\$2,824.82	\$0.00	\$199,680.18	1.39
Subtotal of Element: [Fund] 31701 - Capital Improvements SB-9 Local		\$317.95	\$199,318.00	\$291,135.00	\$3,651.77	\$900.00	\$286,583.23	
31703 - SB-9 State Match Cash	57000 - Property	\$0.00	\$5,752.00	\$5,752.00	\$0.00	\$0.00	\$5,752.00	0.00
Subtotal of Element: [Fund] 31703 - SB-9 State Match Cash		\$0.00	\$5,752.00	\$5,752.00	\$0.00	\$0.00	\$5,752.00	
Grand Total		\$295,251.50	\$5,507,074.00	\$5,513,973.00	\$2,690,995.45	\$157,351.77	\$2,665,625.78	

Expenditures Report

Health Leadership High School

Account Summary Report

Cycle: FY19-20; Begin Date: 06/01/2020; End Date: 06/30/2020; Account Type: Expenditure; Subtotal Elements: Fund,Function; Account Expression: [All]; Subtotal By Account Type: Yes; Include Unposted Transactions: No; Created On: 7/23/2020 2:25:06 PM

Account Code	Description	Actual (Date Range)	Budget (YTD)	Actual (YTD)	Encumbrance (YTD)	Available (YTD)	% of Budget
11000-1000-51100-0000-001752-1612-00000	Operational-Salaries Expense	\$460.00	\$18,000.00	\$7,787.24	\$9,524.81	\$687.95	43.26
11000-1000-51100-1010-001752-1411-00000	Salaries Expense: Teachers-Grades 1-12	\$53,890.61	\$425,716.00	\$385,007.50	\$6,012.42	\$34,696.08	90.43
11000-1000-51100-1010-001752-1412-00000	Operational-Salaries Expense	\$0.00	\$40,000.00	\$12,421.46	\$0.00	\$27,578.54	31.05
11000-1000-51100-2000-001752-1412-00000	Salaries Expense: Teachers- Special Education	\$10,901.68	\$100,079.00	\$86,822.81	\$0.00	\$13,256.19	86.75
11000-1000-51100-9000-001752-1618-60003	Operational-Salaries Expense	\$272.71	\$5,000.00	\$2,000.00	\$2,500.00	\$500.00	40.00
11000-1000-51300-1010-001752-0000-00000	Operational-Additional Compensation	\$500.00	\$0.00	\$1,000.00	\$0.00	(\$1,000.00)	0.00
11000-1000-51300-1010-001752-1411-00000	Operational-Additional Compensation	\$0.00	\$1,500.00	\$142.50	\$0.00	\$1,357.50	9.50
11000-1000-51300-2000-001752-1412-00000	Operational-Additional Compensation	\$0.00	\$500.00	\$90.00	\$0.00	\$410.00	18.00
11000-1000-51300-9000-001752-1618-00000	Operational-Additional Compensation	\$0.00	\$4,000.00	\$0.00	\$0.00	\$4,000.00	0.00
11000-1000-52111-0000-001752-0000-00000	Educational Retirement	\$9,303.94	\$78,400.00	\$75,315.27	\$1,390.71	\$1,694.02	96.06
11000-1000-52111-0000-001752-0000-60003	Operational-Educational Retirement	\$38.58	\$0.00	\$282.92	\$0.00	(\$282.92)	0.00
11000-1000-52111-1010-001752-0000-00000	Operational-Educational Retirement	\$0.00	\$25.00	\$0.00	\$0.00	\$25.00	0.00
11000-1000-52111-1010-001752-1411-00000	Operational-Educational Retirement	\$0.00	\$0.00	\$3.34	\$0.00	(\$3.34)	0.00
11000-1000-52112-0000-001752-0000-00000	ERA - Retiree Health	\$1,227.27	\$19,036.00	\$10,669.66	\$196.61	\$8,169.73	56.04
11000-1000-52112-0000-001752-0000-60003	Operational-ERA - Retiree Health	\$5.46	\$0.00	\$40.04	\$0.00	(\$40.04)	0.00
11000-1000-52210-0000-001752-0000-00000	FICA Payments	\$3,868.34	\$47,039.00	\$31,096.24	\$607.64	\$15,335.12	66.10
11000-1000-52210-0000-001752-0000-60003	Operational-FICA Payments	\$16.29	\$0.00	\$119.60	\$0.00	(\$119.60)	0.00
11000-1000-52220-0000-001752-0000-00000	Medicare Payments	\$904.68	\$15,044.00	\$7,272.44	\$142.08	\$7,629.48	48.34
11000-1000-52220-0000-001752-0000-60003	Operational-Medicare Payments	\$3.81	\$0.00	\$27.94	\$0.00	(\$27.94)	0.00
11000-1000-52311-0000-001752-0000-00000	Health and Medical Premiums	\$5,673.93	\$71,041.00	\$53,764.46	\$0.00	\$17,276.54	75.68
11000-1000-52311-0000-001752-0000-60003	Operational-Health and Medical Premiums	\$13.68	\$0.00	\$100.18	\$0.00	(\$100.18)	0.00
11000-1000-52312-0000-001752-0000-00000	Life	\$56.53	\$793.00	\$1,328.76	\$0.00	(\$535.76)	167.56
11000-1000-52312-0000-001752-0000-60003	Operational-Life	\$0.24	\$0.00	\$1.76	\$0.00	(\$1.76)	0.00
11000-1000-52312-1010-001752-0000-00000	Operational-Life	\$0.00	\$1,000.00	\$0.00	\$0.00	\$1,000.00	0.00
11000-1000-52313-0000-001752-0000-00000	Dental	\$230.49	\$6,587.00	\$2,107.90	\$6.00	\$4,473.10	32.00
11000-1000-52313-0000-001752-0000-60003	Operational-Dental	\$0.90	\$0.00	\$4.50	\$0.00	(\$4.50)	0.00
11000-1000-52314-0000-001752-0000-00000	Vision	\$36.54	\$1,382.00	\$287.47	\$0.00	\$1,094.53	20.80
11000-1000-52314-0000-001752-0000-60003	Operational-Vision	\$0.18	\$0.00	\$1.32	\$0.00	(\$1.32)	0.00
11000-1000-52315-0000-001752-0000-00000	Disability	\$44.62	\$1,298.00	\$295.15	\$0.00	\$1,002.85	22.73
11000-1000-52500-0000-001752-0000-00000	Unemployment Compensation	(\$204.72)	\$14,425.00	\$1,150.87	\$19.88	\$13,254.25	7.97
11000-1000-52500-0000-001752-0000-60003	Operational-Unemployment Compensation	\$0.90	\$0.00	\$6.60	\$0.00	(\$6.60)	0.00
11000-1000-52710-0000-001752-0000-00000	Workers Compensation Premium	\$0.00	\$5,770.00	\$0.00	\$0.00	\$5,770.00	0.00
11000-1000-52720-0000-001752-0000-00000	Workers Compensation Employer's Fee	\$10.48	\$272.00	\$116.15	\$0.04	\$155.81	42.70
11000-1000-52720-0000-001752-0000-60003	Operational-Workers Compensation Employer's Fee	\$0.03	\$0.00	\$0.22	\$0.00	(\$0.22)	0.00
11000-1000-52911-0000-001752-0000-00000	Operational-Cafeteria Plan Fees	\$0.00	\$670.00	\$665.92	\$0.00	\$4.08	99.39
11000-1000-53330-1010-001752-0000-00000	Operational-Professional Development	(\$320.00)	\$500.00	\$105.00	\$0.00	\$395.00	21.00
11000-1000-53711-1000-001752-0000-00000	Operational-Other Charges	\$0.00	\$0.00	\$2,208.00	\$0.00	(\$2,208.00)	0.00
11000-1000-53711-1010-001752-0000-00000	Operational-Other Charges	\$0.00	\$11,009.00	\$3,038.98	\$824.00	\$7,146.02	27.60
11000-1000-53711-9000-001752-0000-60003	Operational-Other Charges	\$0.00	\$250.00	\$100.00	\$0.00	\$150.00	40.00
11000-1000-54610-9000-001752-0000-00000	Operational-Rental - Land and Buildings	\$0.00	\$2,050.00	\$0.00	\$0.00	\$2,050.00	0.00
11000-1000-55817-1010-001752-0000-00000	Operational-Student Travel	\$0.00	\$5,554.00	\$742.50	\$0.00	\$4,811.50	13.36
11000-1000-55818-1010-001752-0000-00000	Operational-Other Travel - Non-Employees	\$0.00	\$200.00	\$160.00	\$0.00	\$40.00	80.00
11000-1000-55819-1010-001752-0000-00000	Operational-Employee Travel - Teachers	\$0.00	\$5,000.00	\$3,609.96	\$0.00	\$1,390.04	72.19
11000-1000-55915-1010-001752-0000-00000	Operational-Other Contract Services	\$502.74	\$15,084.00	\$11,543.66	\$1,064.49	\$2,475.85	76.52
11000-1000-56113-1010-001752-0000-00000	Operational-Software	\$0.00	\$14,780.00	\$11,297.50	\$0.00	\$3,482.50	76.43

11000-1000-56118-1010-001752-0000-00000	Operational-General Supplies and Materials	(\$18.69)	\$15,067.00	\$8,572.42	\$264.09	\$6,230.49	56.89
11000-1000-56118-9000-001752-0000-60003	Operational-General Supplies and Materials	\$0.00	\$2,000.00	\$1,488.00	\$0.00	\$512.00	74.40
11000-1000-57332-1010-001752-0000-00000	Operational-Supply Assets (\$5,000 or Less)	\$251.66	\$13,480.00	\$3,552.58	\$48.34	\$9,879.08	26.35
Subtotal of Element: Expenditure		\$87,672.88	\$942,551.00	\$726,348.82	\$22,601.11	\$193,601.07	77.06
Subtotal of Element: [Function] 1000 - Instruction		\$87,672.88	\$942,551.00	\$726,348.82	\$22,601.11	\$193,601.07	77.06
11000-2100-51100-0000-001752-1211-00000	Salaries Expense: Coordinator/Subject Matter Specialist	\$12,137.64	\$90,526.00	\$86,103.54	\$0.00	\$4,422.46	95.11
11000-2100-51100-0000-001752-1214-00000	Salaries Expense: Guidance Counselors/Social Workers	\$11,250.00	\$78,088.00	\$71,581.00	\$5,625.00	\$882.00	91.66
11000-2100-51100-0000-001752-1215-00000	Operational-Salaries Expense	\$0.00	\$5,146.00	\$0.00	\$0.00	\$5,146.00	0.00
11000-2100-51100-0000-001752-1218-00000	Operational-Salaries Expense	\$0.00	\$10,000.00	\$0.00	\$0.00	\$10,000.00	0.00
11000-2100-51100-2000-001752-1214-00000	Operational-Salaries Expense	\$0.00	\$9,742.00	\$0.00	\$0.00	\$9,742.00	0.00
11000-2100-51300-0000-001752-1214-00000	Operational-Additional Compensation	\$0.00	\$1,000.00	\$996.07	\$0.00	\$3.93	99.60
11000-2100-52111-0000-001752-0000-00000	Educational Retirement	\$3,309.34	\$28,883.00	\$22,377.19	\$795.93	\$5,709.88	77.47
11000-2100-52112-0000-001752-0000-00000	ERA - Retiree Health	\$467.75	\$5,496.00	\$3,173.45	\$112.51	\$2,210.04	57.74
11000-2100-52210-0000-001752-0000-00000	FICA Payments	\$1,403.97	\$12,037.00	\$9,524.84	\$348.75	\$2,163.41	79.12
11000-2100-52220-0000-001752-0000-00000	Medicare Payments	\$328.37	\$3,984.00	\$2,227.71	\$81.57	\$1,674.72	55.91
11000-2100-52311-0000-001752-0000-00000	Health and Medical Premiums	\$1,051.56	\$16,089.00	\$7,248.23	\$0.00	\$8,840.77	45.05
11000-2100-52312-0000-001752-0000-00000	Life	\$21.15	\$302.00	\$169.20	\$0.00	\$132.80	56.02
11000-2100-52313-0000-001752-0000-00000	Dental	\$51.48	\$2,509.00	\$295.50	\$0.00	\$2,213.50	11.77
11000-2100-52314-0000-001752-0000-00000	Vision	\$11.28	\$527.00	\$45.12	\$0.00	\$481.88	8.56
11000-2100-52315-0000-001752-0000-00000	Disability	\$29.85	\$494.00	\$125.75	\$0.00	\$368.25	25.45
11000-2100-52500-0000-001752-0000-00000	Unemployment Compensation	\$77.19	\$5,793.00	\$521.66	\$18.57	\$5,252.77	9.00
11000-2100-52710-0000-001752-0000-00000	Workers Compensation Premium	\$0.00	\$2,198.00	\$0.00	\$0.00	\$2,198.00	0.00
11000-2100-52720-0000-001752-0000-00000	Workers Compensation Employer's Fee	\$3.88	\$95.00	\$26.20	\$0.13	\$68.67	27.57
11000-2100-53211-2000-001752-0000-00000	Diagnosticians - Contracted	\$0.00	\$10,612.00	\$2,046.08	\$8,453.92	\$112.00	19.28
11000-2100-53212-2000-001752-0000-00000	Speech Therapists - Contracted	\$505.84	\$11,163.00	\$2,850.12	\$3,049.88	\$5,263.00	25.53
11000-2100-53215-2000-001752-0000-00000	Operational-Psychologists/Counselors - Contracted	\$0.00	\$1,500.00	\$1,022.71	\$308.29	\$169.00	68.18
11000-2100-53330-2000-001752-0000-00000	Operational-Professional Development	\$0.00	\$1,000.00	\$0.00	\$0.00	\$1,000.00	0.00
11000-2100-55915-0000-001752-0000-00000	Operational-Other Contract Services	\$0.00	\$3,833.00	\$2,690.96	\$1,010.00	\$132.04	70.20
11000-2100-56118-0000-001752-0000-00000	General Supplies and Materials	\$0.00	\$1,960.00	\$643.81	\$28.70	\$1,287.49	32.84
Subtotal of Element: Expenditure		\$30,649.30	\$302,977.00	\$213,669.14	\$19,833.25	\$69,474.61	70.52
Subtotal of Element: [Function] 2100 - Support Services Students		\$30,649.30	\$302,977.00	\$213,669.14	\$19,833.25	\$69,474.61	70.52
11000-2200-51100-0000-001752-1211-00000	Operational-Salaries Expense	\$23,525.14	\$134,200.00	\$133,873.07	\$0.00	\$326.93	99.75
11000-2200-51100-0000-001752-1511-00000	Salaries Expense: Data Processing	\$0.00	\$17,548.00	\$16,547.17	\$0.00	\$1,000.83	94.29
11000-2200-52111-0000-001752-0000-00000	Educational Retirement	\$3,328.82	\$24,981.00	\$24,891.91	\$0.02	\$89.07	99.64
11000-2200-52112-0000-001752-0000-00000	ERA - Retiree Health	\$470.50	\$3,545.00	\$3,518.17	\$0.00	\$26.83	99.24
11000-2200-52210-0000-001752-0000-00000	FICA Payments	\$1,388.77	\$10,390.00	\$10,301.91	\$0.12	\$87.97	99.15
11000-2200-52220-0000-001752-0000-00000	Medicare Payments	\$324.81	\$2,570.00	\$2,409.40	\$0.00	\$160.60	93.75
11000-2200-52311-0000-001752-0000-00000	Health and Medical Premiums	\$1,672.84	\$16,316.00	\$14,268.78	\$0.00	\$2,047.22	87.45
11000-2200-52312-0000-001752-0000-00000	Life	\$10.62	\$194.00	\$129.69	\$0.00	\$64.31	66.85
11000-2200-52313-0000-001752-0000-00000	Dental	\$12.96	\$1,619.00	\$292.29	\$0.00	\$1,326.71	18.05
11000-2200-52314-0000-001752-0000-00000	Vision	\$2.85	\$340.00	\$71.17	\$0.00	\$268.83	20.93
11000-2200-52315-0000-001752-0000-00000	Disability	\$19.64	\$319.00	\$231.18	\$0.07	\$87.75	72.47
11000-2200-52500-0000-001752-0000-00000	Unemployment Compensation	\$77.64	\$3,545.00	\$580.54	\$0.00	\$2,964.46	16.37
11000-2200-52710-0000-001752-0000-00000	Workers Compensation Premium	\$0.00	\$1,418.00	\$0.00	\$0.00	\$1,418.00	0.00
11000-2200-52720-0000-001752-0000-00000	Workers Compensation Employer's Fee	\$2.52	\$63.00	\$22.03	\$0.11	\$40.86	34.96
11000-2200-53414-0000-001752-0000-00000	Operational-Other Services	\$0.00	\$2,767.00	\$0.00	\$0.00	\$2,767.00	0.00
11000-2200-53711-0000-001752-0000-00000	Other Charges	\$0.00	\$2,000.00	\$7.00	\$0.00	\$1,993.00	0.35
11000-2200-55915-0000-001752-0000-00000	Operational-Other Contract Services	\$0.00	\$10,059.00	\$4,457.30	\$2,240.00	\$3,361.70	44.31

11000-2200-56118-0000-001752-0000-00000	Operational-General Supplies and Materials	\$0.00	\$1,934.00	\$1,337.98	\$595.00	\$1.02	69.18
11000-2200-57332-0000-001752-0000-00000	Operational-Supply Assets (\$5,000 or Less)	\$0.00	\$1,500.00	\$0.00	\$0.00	\$1,500.00	0.00
Subtotal of Element: Expenditure		\$30,837.11	\$235,308.00	\$212,939.59	\$2,835.32	\$19,533.09	90.49
Subtotal of Element: [Function] 2200 - Support Services Instruction		\$30,837.11	\$235,308.00	\$212,939.59	\$2,835.32	\$19,533.09	90.49
11000-2300-51100-0000-001752-1111-00000	Operational-Salaries Expense	\$11,775.70	\$103,010.00	\$99,480.90	\$0.00	\$3,529.10	96.57
11000-2300-51100-0000-001752-1113-00000	Operational-Salaries Expense	\$8,581.87	\$68,829.00	\$62,934.03	\$0.00	\$5,894.97	91.43
11000-2300-51100-0000-001752-1114-00000	Operational-Salaries Expense	\$8,511.75	\$68,094.00	\$68,094.00	\$0.00	\$0.00	100.00
11000-2300-51100-0000-001752-1217-00000	0	\$3,101.13	\$23,760.00	\$18,773.46	\$0.00	\$4,986.54	79.01
11000-2300-51200-0000-001752-1217-00000	Operational-Overtime Expense	\$0.00	\$150.00	\$93.75	\$0.00	\$56.25	62.50
11000-2300-51300-0000-001752-1113-00000	Operational-Additional Compensation	\$0.00	\$2,000.00	\$1,000.00	\$0.00	\$1,000.00	50.00
11000-2300-51300-0000-001752-1114-00000	Operational-Additional Compensation	\$0.00	\$150.00	\$97.50	\$0.00	\$52.50	65.00
11000-2300-51300-0000-001752-1217-00000	Operational-Additional Compensation	\$0.00	\$3,000.00	\$2,000.00	\$0.00	\$1,000.00	66.66
11000-2300-52111-0000-001752-0000-00000	Operational-Educational Retirement	\$4,523.79	\$38,728.00	\$35,724.86	\$0.00	\$3,003.14	92.24
11000-2300-52112-0000-001752-0000-00000	Operational-ERA - Retiree Health	\$639.41	\$5,474.00	\$5,049.58	\$0.01	\$424.41	92.24
11000-2300-52210-0000-001752-0000-00000	Operational-FICA Payments	\$1,836.22	\$16,969.00	\$14,571.41	\$30.95	\$2,366.64	85.87
11000-2300-52220-0000-001752-0000-00000	Operational-Medicare Payments	\$429.45	\$3,969.00	\$3,407.86	\$7.31	\$553.83	85.86
11000-2300-52311-0000-001752-0000-00000	Operational-Health and Medical Premiums	\$3,342.12	\$27,140.00	\$24,707.45	\$0.00	\$2,432.55	91.03
11000-2300-52312-0000-001752-0000-00000	Operational-Life	\$28.20	\$301.00	\$213.85	\$0.00	\$87.15	71.04
11000-2300-52313-0000-001752-0000-00000	Operational-Dental	\$179.70	\$1,559.00	\$1,281.58	\$0.00	\$277.42	82.20
11000-2300-52314-0000-001752-0000-00000	Operational-Vision	\$31.10	\$525.00	\$231.80	\$0.08	\$293.12	44.15
11000-2300-52315-0000-001752-0000-00000	Operational-Disability	\$22.95	\$307.00	\$175.95	\$0.00	\$131.05	57.31
11000-2300-52500-0000-001752-0000-00000	Operational-Unemployment Compensation	\$105.48	\$5,474.00	\$833.00	\$0.00	\$4,641.00	15.21
11000-2300-52710-0000-001752-0000-00000	Operational-Workers Compensation Premium	\$0.00	\$2,190.00	\$0.00	\$0.00	\$2,190.00	0.00
11000-2300-52720-0000-001752-0000-00000	Operational-Workers Compensation Employer's Fee	\$4.64	\$57.00	\$35.07	\$0.29	\$21.64	61.52
11000-2300-53330-0000-001752-0000-00000	Operational-Professional Development	\$0.00	\$1,000.00	\$341.03	\$0.00	\$658.97	34.10
11000-2300-53411-0000-001752-0000-00000	Auditing	\$0.00	\$13,563.00	\$12,653.74	\$0.00	\$909.26	93.29
11000-2300-53413-0000-001752-0000-00000	Legal	\$0.00	\$15,563.00	\$15,563.81	\$0.00	(\$0.81)	100.00
11000-2300-53414-0000-001752-0000-00000	Operational-Other Services	\$0.00	\$7,589.00	\$6,472.54	\$0.00	\$1,116.46	85.28
11000-2300-53711-0000-001752-0000-00000	Operational-Other Charges	\$0.00	\$1,000.00	\$0.00	\$0.00	\$1,000.00	0.00
11000-2300-55400-0000-001752-0000-00000	Operational-Advertising	\$0.00	\$5,864.00	\$1,518.74	\$959.87	\$3,385.39	25.89
11000-2300-55812-0000-001752-0000-00000	Board Training	\$0.00	\$4,933.00	\$0.00	\$0.00	\$4,933.00	0.00
11000-2300-55915-0000-001752-0000-00000	Operational-Other Contract Services	\$0.00	\$4,987.00	\$0.00	\$0.00	\$4,987.00	0.00
11000-2300-56118-0000-001752-0000-00000	Operational-General Supplies and Materials	\$0.00	\$1,502.00	\$746.50	\$424.93	\$330.57	49.70
Subtotal of Element: Expenditure		\$43,113.51	\$427,687.00	\$376,002.41	\$1,423.44	\$50,261.15	87.92
Subtotal of Element: [Function] 2300 - Support Services General Administration		\$43,113.51	\$427,687.00	\$376,002.41	\$1,423.44	\$50,261.15	87.92
11000-2400-51100-0000-001752-1217-00000	Salaries Expense: Secretarial/Clerical/Technical Assistants	\$5,293.82	\$42,350.00	\$45,399.08	\$17,235.50	(\$20,284.58)	107.19
11000-2400-51300-0000-001752-1217-00000	Operational-Additional Compensation	\$206.25	\$0.00	\$1,650.00	\$0.00	(\$1,650.00)	0.00
11000-2400-52111-0000-001752-0000-00000	Educational Retirement	\$778.27	\$5,993.00	\$6,603.20	\$0.00	(\$610.20)	110.18
11000-2400-52112-0000-001752-0000-00000	ERA - Retiree Health	\$110.01	\$847.00	\$933.38	\$0.00	(\$86.38)	110.19
11000-2400-52210-0000-001752-0000-00000	FICA Payments	\$318.41	\$2,626.00	\$2,798.46	\$0.00	(\$172.46)	106.56
11000-2400-52220-0000-001752-0000-00000	Medicare Payments	\$74.47	\$614.00	\$654.51	\$0.00	(\$40.51)	106.59
11000-2400-52311-0000-001752-0000-00000	Health and Medical Premiums	\$525.78	\$4,997.00	\$2,628.90	\$0.00	\$2,368.10	52.60
11000-2400-52312-0000-001752-0000-00000	Life	\$4.70	\$46.00	\$61.10	\$0.00	(\$15.10)	132.82
11000-2400-52313-0000-001752-0000-00000	Dental	\$17.16	\$387.00	\$196.11	\$0.00	\$190.89	50.67
11000-2400-52314-0000-001752-0000-00000	Vision	\$3.76	\$81.00	\$43.24	\$0.00	\$37.76	53.38
11000-2400-52315-0000-001752-0000-00000	Disability	\$7.48	\$76.00	\$82.24	\$0.00	(\$6.24)	108.21
11000-2400-52500-0000-001752-0000-00000	Unemployment Compensation	\$18.15	\$847.00	\$153.99	\$0.00	\$693.01	18.18
11000-2400-52720-0000-001752-0000-00000	Workers Compensation Employer's Fee	\$0.77	\$17.00	\$10.02	\$0.00	\$6.98	58.94

11000-2400-53711-0000-001752-0000-00000	Operational-Other Charges	(\$22.00)	\$9,352.00	\$6,888.62	\$635.75	\$1,827.63	73.65
11000-2400-55915-0000-001752-0000-00000	Operational-Other Contract Services	\$1,258.54	\$1,200.00	\$1,258.54	\$0.02	(\$58.56)	104.87
11000-2400-56113-0000-001752-0000-00000	Operational-Software	\$0.00	\$4,953.00	\$2,240.00	\$0.00	\$2,713.00	45.22
11000-2400-56118-0000-001752-0000-00000	General Supplies and Materials	\$245.06	\$2,800.00	\$2,159.40	\$634.99	\$5.61	77.12
11000-2400-57332-0000-001752-0000-00000	Operational-Supply Assets (\$5,000 or Less)	\$0.00	\$2,500.00	\$0.00	\$0.00	\$2,500.00	0.00
Subtotal of Element: Expenditure		\$8,840.63	\$79,686.00	\$73,760.79	\$18,506.26	(\$12,581.05)	92.56
Subtotal of Element: [Function] 2400 - Support Services School Administration		\$8,840.63	\$79,686.00	\$73,760.79	\$18,506.26	(\$12,581.05)	92.56
11000-2500-51100-0000-001752-1113-00000	Operational-Salaries Expense	\$0.00	\$35,308.00	\$0.00	\$0.00	\$35,308.00	0.00
11000-2500-51100-0000-001752-1115-00000	Salaries Expense: Assoc. Supt.-Fin./Bus. Mgr.	\$0.00	\$0.00	\$42,366.04	\$0.00	(\$42,366.04)	0.00
11000-2500-51100-0000-001752-1220-00000	Operational-Salaries Expense	\$0.00	\$33,124.00	\$18,783.12	\$13,333.20	\$1,007.68	56.70
11000-2500-52111-0000-001752-0000-00000	Educational Retirement	\$0.00	\$17,667.00	\$8,649.22	\$2,058.75	\$6,959.03	48.95
11000-2500-52112-0000-001752-0000-00000	ERA - Retiree Health	\$0.00	\$2,780.00	\$1,223.01	\$291.04	\$1,265.95	43.99
11000-2500-52210-0000-001752-0000-00000	FICA Payments	\$0.00	\$7,717.00	\$3,555.72	\$902.15	\$3,259.13	46.07
11000-2500-52220-0000-001752-0000-00000	Medicare Payments	\$0.00	\$2,015.00	\$831.55	\$210.93	\$972.52	41.26
11000-2500-52311-0000-001752-0000-00000	Operational-Health and Medical Premiums	\$0.00	\$15,900.00	\$5,315.93	\$0.00	\$10,584.07	33.43
11000-2500-52312-0000-001752-0000-00000	Operational-Life	\$0.00	\$153.00	\$58.75	\$23.50	\$70.75	38.39
11000-2500-52313-0000-001752-0000-00000	Operational-Dental	\$0.00	\$1,269.00	\$127.31	\$0.00	\$1,141.69	10.03
11000-2500-52314-0000-001752-0000-00000	Operational-Vision	\$0.00	\$266.00	\$46.64	\$0.00	\$219.36	17.53
11000-2500-52315-0000-001752-0000-00000	Operational-Disability	\$0.00	\$250.00	\$79.20	\$0.00	\$170.80	31.68
11000-2500-52500-0000-001752-0000-00000	Unemployment Compensation	\$0.00	\$2,779.00	\$201.79	\$48.01	\$2,529.20	7.26
11000-2500-52710-0000-001752-0000-00000	Workers Compensation Premium	\$0.00	\$1,111.00	\$0.00	\$0.00	\$1,111.00	0.00
11000-2500-52720-0000-001752-0000-00000	Workers Compensation Employer's Fee	\$0.00	\$55.00	\$9.60	\$3.98	\$41.42	17.45
11000-2500-53330-0000-001752-0000-00000	Operational-Professional Development	\$0.00	\$2,964.00	\$1,945.49	\$0.00	\$1,018.51	65.63
11000-2500-53414-0000-001752-0000-00000	Operational-Other Services	\$22,448.78	\$92,000.00	\$91,233.10	\$0.00	\$766.90	99.16
11000-2500-53711-0000-001752-0000-00000	Other Charges	\$0.00	\$1,197.00	\$140.11	\$0.00	\$1,056.89	11.70
11000-2500-55915-0000-001752-0000-00000	Operational-Other Contract Services	\$2,966.56	\$36,073.00	\$29,322.38	\$6,656.18	\$94.44	81.28
11000-2500-56113-0000-001752-0000-00000	Operational-Software	\$0.00	\$15,117.00	\$13,862.95	\$0.00	\$1,254.05	91.70
11000-2500-56118-0000-001752-0000-00000	General Supplies and Materials	\$0.00	\$1,002.00	\$463.41	\$0.00	\$538.59	46.24
Subtotal of Element: Expenditure		\$25,415.34	\$268,747.00	\$218,215.32	\$23,527.74	\$27,003.94	81.20
Subtotal of Element: [Function] 2500 - Central Services		\$25,415.34	\$268,747.00	\$218,215.32	\$23,527.74	\$27,003.94	81.20
11000-2600-53711-0000-001752-0000-00000	Operational-Other Charges	\$0.00	\$1,011.00	\$0.00	\$0.00	\$1,011.00	0.00
11000-2600-54312-0000-001752-0000-00000	Operational-Maintenance & Repair - Buildings And Grounds	\$0.00	\$35,079.00	\$25,475.57	\$9,424.91	\$178.52	72.62
11000-2600-54313-0000-001752-0000-00000	Operational-Maintenance & Repair - Vehicles	\$0.00	\$2,534.00	\$155.40	\$0.00	\$2,378.60	6.13
11000-2600-54411-0000-001752-0000-00000	Electricity	\$724.70	\$20,060.00	\$13,040.78	\$4,959.22	\$2,060.00	65.00
11000-2600-54412-0000-001752-0000-00000	Natural Gas (Buildings)	\$80.11	\$11,119.00	\$973.62	\$4,026.38	\$6,119.00	8.75
11000-2600-54415-0000-001752-0000-00000	Water/Sewage	\$324.77	\$6,020.00	\$3,661.30	\$1,639.84	\$718.86	60.81
11000-2600-54416-0000-001752-0000-00000	Communication Services	\$800.66	\$33,315.00	\$24,102.68	\$6,384.47	\$2,827.85	72.34
11000-2600-54610-0000-001752-0000-00000	Rental - Land and Buildings	\$0.00	\$83,772.00	\$34,398.44	\$21,123.56	\$28,250.00	41.06
11000-2600-55200-0000-001752-0000-00000	Property/Liability Insurance	\$0.00	\$39,056.00	\$39,032.00	\$0.00	\$24.00	99.93
11000-2600-55915-0000-001752-0000-00000	Other Contract Services	\$5,119.87	\$41,166.00	\$37,153.95	\$3,718.19	\$293.86	90.25
11000-2600-56118-0000-001752-0000-00000	General Supplies and Materials	\$0.00	\$12,089.00	\$10,283.26	\$1,306.34	\$499.40	85.06
11000-2600-56211-0000-001752-0000-00000	Operational-Gasoline	\$0.00	\$1,000.00	\$113.32	\$0.00	\$886.68	11.33
11000-2600-57332-0000-001752-0000-00000	Operational-Supply Assets (\$5,000 or Less)	\$0.00	\$1,808.00	\$1,645.25	\$0.00	\$162.75	90.99
Subtotal of Element: Expenditure		\$7,050.11	\$288,029.00	\$190,035.57	\$52,582.91	\$45,410.52	65.98
Subtotal of Element: [Function] 2600 - Operation & Maintenance of Plant		\$7,050.11	\$288,029.00	\$190,035.57	\$52,582.91	\$45,410.52	65.98
11000-2700-56215-0000-001752-0000-00000	Tires	\$0.00	\$200.00	\$134.88	\$0.00	\$65.12	67.44
11000-2700-56216-0000-001752-0000-00000	Maintenance Supplies/ Parts	\$0.00	\$200.00	\$90.00	\$0.00	\$110.00	45.00
Subtotal of Element: Expenditure		\$0.00	\$400.00	\$224.88	\$0.00	\$175.12	56.22

Subtotal of Element: [Function] 2700 - Student Transportation		\$0.00	\$400.00	\$224.88	\$0.00	\$175.12	56.22
11000-3100-56116-0000-001752-0000-00000	Operational-Food	\$0.00	\$53.00	\$0.00	\$0.00	\$53.00	0.00
Subtotal of Element: Expenditure		\$0.00	\$53.00	\$0.00	\$0.00	\$53.00	0.00
Subtotal of Element: [Function] 3100 - Food Services Operations		\$0.00	\$53.00	\$0.00	\$0.00	\$53.00	0.00
11000-4000-54500-0000-001752-0000-00000	Operational-Construction Services	\$13,484.38	\$125,000.00	\$141,693.82	\$0.00	(\$16,693.82)	113.35
11000-4000-57111-0000-001752-0000-00000	Operational-Land	\$0.00	\$500,000.00	\$0.00	\$0.00	\$500,000.00	0.00
11000-4000-57200-0000-001752-0000-00000	Operational-Buildings Purchase	\$0.00	\$734,633.00	\$0.00	\$0.00	\$734,633.00	0.00
Subtotal of Element: Expenditure		\$13,484.38	\$1,359,633.00	\$141,693.82	\$0.00	\$1,217,939.18	10.42
Subtotal of Element: [Function] 4000 - Capital Outlay		\$13,484.38	\$1,359,633.00	\$141,693.82	\$0.00	\$1,217,939.18	10.42
Subtotal of Element: [Fund] 11000 - Operational		\$247,063.26	\$3,905,071.00	\$2,152,890.34	\$141,310.03	\$1,610,870.63	55.13
14000-1000-56107-1010-001752-0000-00000	Instructional Materials-Instructional Materials Credit - 50% Textbooks	\$0.00	\$8,683.00	\$313.50	\$0.00	\$8,369.50	3.61
14000-1000-56109-1010-001752-0000-00000	Instructional Materials-Instructional Materials On-Line	\$0.00	\$5,009.00	\$0.00	\$0.00	\$5,009.00	0.00
14000-1000-56111-1010-001752-0000-00000	Instructional Materials-Instructional Materials Cash - 50% Textbooks	\$0.00	\$0.00	\$1,055.00	\$0.00	(\$1,055.00)	0.00
14000-1000-56113-1010-001752-0000-00000	Instructional Materials-Software	\$0.00	\$13,489.00	\$0.00	\$0.00	\$13,489.00	0.00
Subtotal of Element: Expenditure		\$0.00	\$27,181.00	\$1,368.50	\$0.00	\$25,812.50	5.03
Subtotal of Element: [Function] 1000 - Instruction		\$0.00	\$27,181.00	\$1,368.50	\$0.00	\$25,812.50	5.03
Subtotal of Element: [Fund] 14000 - Instructional Materials		\$0.00	\$27,181.00	\$1,368.50	\$0.00	\$25,812.50	5.03
21000-3100-56116-0000-001752-0000-00000	Food Services-Food	\$0.00	\$2,875.00	\$0.00	\$0.00	\$2,875.00	0.00
21000-3100-57332-0000-001752-0000-00000	Food Service - Supply Assets (\$5k or less)	\$0.00	\$4,000.00	\$0.00	\$0.00	\$4,000.00	0.00
Subtotal of Element: Expenditure		\$0.00	\$6,875.00	\$0.00	\$0.00	\$6,875.00	0.00
Subtotal of Element: [Function] 3100 - Food Services Operations		\$0.00	\$6,875.00	\$0.00	\$0.00	\$6,875.00	0.00
Subtotal of Element: [Fund] 21000 - Food Services		\$0.00	\$6,875.00	\$0.00	\$0.00	\$6,875.00	0.00
23000-1000-53711-9000-001752-0000-60003	Non-Instructional Support-Other Charges	\$0.00	\$500.00	\$475.00	\$0.00	\$25.00	95.00
23000-1000-55915-9000-001752-0000-00000	Non-Instructional Support-Other Contract Services	\$0.00	\$1,000.00	\$0.00	\$0.00	\$1,000.00	0.00
23000-1000-56118-9000-001752-0000-00000	Non-Instructional Support-General Supplies and Materials	\$0.00	\$1,358.00	\$0.00	\$0.00	\$1,358.00	0.00
Subtotal of Element: Expenditure		\$0.00	\$2,858.00	\$475.00	\$0.00	\$2,383.00	16.62
Subtotal of Element: [Function] 1000 - Instruction		\$0.00	\$2,858.00	\$475.00	\$0.00	\$2,383.00	16.62
Subtotal of Element: [Fund] 23000 - Non-Instructional Support		\$0.00	\$2,858.00	\$475.00	\$0.00	\$2,383.00	16.62
24101-1000-51100-1010-001752-1411-00000	Title I - IASA-Salaries Expense	\$0.00	\$24,563.00	\$25,803.41	\$0.00	(\$1,240.41)	105.04
24101-1000-52111-0000-001752-0000-00000	Title I - IASA-Educational Retirement	\$0.00	\$3,597.00	\$3,125.74	\$0.00	\$471.26	86.89
24101-1000-52112-0000-001752-0000-00000	Title I - IASA-ERA - Retiree Health	\$0.00	\$444.00	\$441.76	\$0.00	\$2.24	99.49
24101-1000-52210-0000-001752-0000-00000	Title I - IASA-FICA Payments	\$0.00	\$1,518.00	\$1,276.39	\$0.00	\$241.61	84.08
24101-1000-52220-0000-001752-0000-00000	Title I - IASA-Medicare Payments	\$0.00	\$356.00	\$298.49	\$0.00	\$57.51	83.84
24101-1000-52311-0000-001752-0000-00000	Title I - IASA-Health and Medical Premiums	\$0.00	\$1,905.00	\$2,149.40	\$0.00	(\$244.40)	112.82
24101-1000-52312-0000-001752-0000-00000	Title I - IASA-Life	\$0.00	\$0.00	\$26.05	\$0.00	(\$26.05)	0.00
24101-1000-52313-0000-001752-0000-00000	Title I - IASA-Dental	\$0.00	\$0.00	\$84.15	\$0.00	(\$84.15)	0.00
24101-1000-52314-0000-001752-0000-00000	Title I - IASA-Vision	\$0.00	\$0.00	\$18.96	\$0.00	(\$18.96)	0.00
24101-1000-52315-0000-001752-0000-00000	Title I - IASA-Disability	\$0.00	\$0.00	\$39.51	\$0.00	(\$39.51)	0.00
24101-1000-52500-0000-001752-0000-00000	Title I - IASA-Unemployment Compensation	\$0.00	\$13.00	\$72.87	\$0.00	(\$59.87)	560.53
24101-1000-52720-0000-001752-0000-00000	Title I - IASA-Workers Compensation Employer's Fee	\$0.00	\$6.00	\$4.27	\$0.00	\$1.73	71.16

24101-1000-52730-0000-001752-0000-00000	Title I - IASA-Workers Compensation (Self Insured)	\$0.00	\$182.00	\$0.00	\$0.00	\$182.00	0.00
24101-1000-53711-1010-001752-0000-00000	Title I - IASA-Other Charges	\$0.00	\$757.00	\$0.00	\$0.00	\$757.00	0.00
Subtotal of Element: Expenditure		\$0.00	\$33,341.00	\$33,341.00	\$0.00	\$0.00	100.00
Subtotal of Element: [Function] 1000 - Instruction		\$0.00	\$33,341.00	\$33,341.00	\$0.00	\$0.00	100.00
24101-2100-51100-0000-001752-1214-00000	Title I - IASA-Salaries Expense	\$0.00	\$18,419.00	\$18,419.00	\$0.00	\$0.00	100.00
24101-2100-52111-0000-001752-0000-00000	Title I - IASA-Educational Retirement	\$0.00	\$2,745.00	\$2,682.37	\$0.00	\$62.63	97.71
24101-2100-52112-0000-001752-0000-00000	Title I - IASA-ERA - Retiree Health	\$0.00	\$461.00	\$368.38	\$0.00	\$92.62	79.90
24101-2100-52210-0000-001752-0000-00000	Title I - IASA-FICA Payments	\$0.00	\$1,142.00	\$1,066.02	\$0.00	\$75.98	93.34
24101-2100-52220-0000-001752-0000-00000	Title I - IASA-Medicare Payments	\$0.00	\$268.00	\$249.30	\$0.00	\$18.70	93.02
24101-2100-52311-0000-001752-0000-00000	Title I - IASA-Health and Medical Premiums	\$0.00	\$1,499.00	\$1,733.08	\$0.00	(\$234.08)	115.61
24101-2100-52312-0000-001752-0000-00000	Title I - IASA-Life	\$0.00	\$0.00	\$14.10	\$0.00	(\$14.10)	0.00
24101-2100-52313-0000-001752-0000-00000	Title I - IASA-Dental	\$0.00	\$0.00	\$84.98	\$0.00	(\$84.98)	0.00
24101-2100-52314-0000-001752-0000-00000	Title I - IASA-Vision	\$0.00	\$0.00	\$18.80	\$0.00	(\$18.80)	0.00
24101-2100-52315-0000-001752-0000-00000	Title I - IASA-Disability	\$0.00	\$0.00	\$38.30	\$0.00	(\$38.30)	0.00
24101-2100-52500-0000-001752-0000-00000	Title I - IASA-Unemployment Compensation	\$0.00	\$13.00	\$62.43	\$0.00	(\$49.43)	480.23
24101-2100-52720-0000-001752-0000-00000	Title I - IASA-Workers Compensation Employer's Fee	\$0.00	\$6.00	\$4.24	\$0.00	\$1.76	70.66
24101-2100-52730-0000-001752-0000-00000	Title I - IASA-Workers Compensation (Self Insured)	\$0.00	\$188.00	\$0.00	\$0.00	\$188.00	0.00
Subtotal of Element: Expenditure		\$0.00	\$24,741.00	\$24,741.00	\$0.00	\$0.00	100.00
Subtotal of Element: [Function] 2100 - Support Services Students		\$0.00	\$24,741.00	\$24,741.00	\$0.00	\$0.00	100.00
Subtotal of Element: [Fund] 24101 - Title I - IASA		\$0.00	\$58,082.00	\$58,082.00	\$0.00	\$0.00	100.00
24106-1000-51100-2000-001752-1412-00000	Salaries Expense: Teachers- Special Education	\$0.00	\$33,587.00	\$38,767.84	\$0.00	(\$5,180.84)	115.42
24106-1000-52111-0000-001752-0000-00000	Educational Retirement	\$0.00	\$3,941.00	\$3,449.20	\$0.00	\$491.80	87.52
24106-1000-52112-0000-001752-0000-00000	ERA - Retiree Health	\$0.00	\$557.00	\$487.50	\$0.00	\$69.50	87.52
24106-1000-52210-0000-001752-0000-00000	FICA Payments	\$0.00	\$1,727.00	\$1,511.30	\$0.00	\$215.70	87.51
24106-1000-52220-0000-001752-0000-00000	Medicare Payments	\$0.00	\$404.00	\$353.40	\$0.00	\$50.60	87.47
24106-1000-52311-0000-001752-0000-00000	Health and Medical Premiums	\$0.00	\$3,289.00	\$0.00	\$0.00	\$3,289.00	0.00
24106-1000-52312-0000-001752-0000-00000	Life	\$0.00	\$31.00	\$23.50	\$0.00	\$7.50	75.80
24106-1000-52313-0000-001752-0000-00000	Dental	\$0.00	\$254.00	\$0.00	\$0.00	\$254.00	0.00
24106-1000-52314-0000-001752-0000-00000	Vision	\$0.00	\$53.00	\$0.00	\$0.00	\$53.00	0.00
24106-1000-52315-0000-001752-0000-00000	Disability	\$0.00	\$50.00	\$0.00	\$0.00	\$50.00	0.00
24106-1000-52500-0000-001752-0000-00000	Unemployment Compensation	\$0.00	\$557.00	\$80.40	\$0.00	\$476.60	14.43
24106-1000-52710-0000-001752-0000-00000	Workers Compensation Premium	\$0.00	\$222.00	\$0.00	\$0.00	\$222.00	0.00
24106-1000-52720-0000-001752-0000-00000	Workers Compensation Employer's Fee	\$0.00	\$5.00	\$3.86	\$0.00	\$1.14	77.20
Subtotal of Element: Expenditure		\$0.00	\$44,677.00	\$44,677.00	\$0.00	\$0.00	100.00
Subtotal of Element: [Function] 1000 - Instruction		\$0.00	\$44,677.00	\$44,677.00	\$0.00	\$0.00	100.00
Subtotal of Element: [Fund] 24106 - Entitlement IDEA-B		\$0.00	\$44,677.00	\$44,677.00	\$0.00	\$0.00	100.00
24153-1000-56118-1010-001752-0000-00000	English Language Acquisition-General Supplies and Materials	\$0.00	\$1,500.00	\$0.00	\$0.00	\$1,500.00	0.00
24153-1000-57332-1010-001752-0000-00000	English Language Acquisition-Supply Assets (\$5,000 or Less)	\$1,258.26	\$0.00	\$1,258.26	\$241.74	(\$1,500.00)	0.00
Subtotal of Element: Expenditure		\$1,258.26	\$1,500.00	\$1,258.26	\$241.74	\$0.00	83.88
Subtotal of Element: [Function] 1000 - Instruction		\$1,258.26	\$1,500.00	\$1,258.26	\$241.74	\$0.00	83.88
Subtotal of Element: [Fund] 24153 - English Language Acquisition		\$1,258.26	\$1,500.00	\$1,258.26	\$241.74	\$0.00	83.88

24154-1000-53330-0000-001752-0000-00000	Teacher/Principal Training & Recruiting-Professional Development	\$0.00	\$5,000.00	\$0.00	\$0.00	\$5,000.00	0.00
24154-1000-53330-1010-001752-0000-00000	Teacher/Principal Training & Recruiting-Professional Development	\$0.00	\$0.00	\$174.00	\$0.00	(\$174.00)	0.00
24154-1000-55813-1010-001752-0000-00000	Teacher/Principal Training & Recruiting-Employee Travel - Non-Teachers	\$0.00	\$0.00	\$2,073.34	\$0.00	(\$2,073.34)	0.00
Subtotal of Element: Expenditure		\$0.00	\$5,000.00	\$2,247.34	\$0.00	\$2,752.66	44.95
Subtotal of Element: [Function] 1000 - Instruction		\$0.00	\$5,000.00	\$2,247.34	\$0.00	\$2,752.66	44.95
24154-2200-53330-0000-001752-0000-00000	Teacher/Principal Training & Recruiting-Professional Development	\$0.00	\$4,700.00	\$0.00	\$0.00	\$4,700.00	0.00
Subtotal of Element: Expenditure		\$0.00	\$4,700.00	\$0.00	\$0.00	\$4,700.00	0.00
Subtotal of Element: [Function] 2200 - Support Services Instruction		\$0.00	\$4,700.00	\$0.00	\$0.00	\$4,700.00	0.00
24154-2400-53330-0000-001752-0000-00000	Teacher/Principal Training & Recruiting-Professional Development	\$0.00	\$3,669.00	\$440.61	\$0.00	\$3,228.39	12.00
Subtotal of Element: Expenditure		\$0.00	\$3,669.00	\$440.61	\$0.00	\$3,228.39	12.01
Subtotal of Element: [Function] 2400 - Support Services School Administration		\$0.00	\$3,669.00	\$440.61	\$0.00	\$3,228.39	12.01
Subtotal of Element: [Fund] 24154 - Teacher/Principal Training & Recruiting		\$0.00	\$13,369.00	\$2,687.95	\$0.00	\$10,681.05	20.11
24189-1000-53711-3000-001752-0000-00000	Student Supp Academic Achievement Title IV-Other Charges	\$0.00	\$797.00	\$429.00	\$0.00	\$368.00	53.82
Subtotal of Element: Expenditure		\$0.00	\$797.00	\$429.00	\$0.00	\$368.00	53.83
Subtotal of Element: [Function] 1000 - Instruction		\$0.00	\$797.00	\$429.00	\$0.00	\$368.00	53.83
Subtotal of Element: [Fund] 24189 - Student Supp Academic Achievement Title IV		\$0.00	\$797.00	\$429.00	\$0.00	\$368.00	53.83
24190-2200-51100-0000-001752-1211-00000	Comprehensive Support and Improvement (CSI)-Salaries Expense	\$0.00	\$26,327.00	\$26,327.00	\$0.00	\$0.00	100.00
24190-2200-52111-0000-001752-0000-00000	Comprehensive Support and Improvement (CSI)-Educational Retirement	\$0.00	\$4,730.00	\$4,085.82	\$0.00	\$644.18	86.38
24190-2200-52112-0000-001752-0000-00000	Comprehensive Support and Improvement (CSI)-ERA - Retiree Health	\$0.00	\$700.00	\$577.53	\$0.00	\$122.47	82.50
24190-2200-52210-0000-001752-0000-00000	Comprehensive Support and Improvement (CSI)-FICA Payments	\$0.00	\$2,015.00	\$1,609.93	\$0.00	\$405.07	79.89
24190-2200-52220-0000-001752-0000-00000	Comprehensive Support and Improvement (CSI)-Medicare Payments	\$0.00	\$451.00	\$376.54	\$0.00	\$74.46	83.49
24190-2200-52311-0000-001752-0000-00000	Comprehensive Support and Improvement (CSI)-Health and Medical Premiums	\$0.00	\$3,536.00	\$4,361.82	\$0.00	(\$825.82)	123.35
24190-2200-52312-0000-001752-0000-00000	Comprehensive Support and Improvement (CSI)-Life	\$0.00	\$20.00	\$21.15	\$0.00	(\$1.15)	105.75
24190-2200-52313-0000-001752-0000-00000	Comprehensive Support and Improvement (CSI)-Dental	\$0.00	\$70.00	\$0.00	\$0.00	\$70.00	0.00
24190-2200-52314-0000-001752-0000-00000	Comprehensive Support and Improvement (CSI)-Vision	\$0.00	\$108.00	\$0.00	\$0.00	\$108.00	0.00
24190-2200-52315-0000-001752-0000-00000	Comprehensive Support and Improvement (CSI)-Disability	\$0.00	\$3.00	\$54.16	\$0.00	(\$51.16)	1,805.33
24190-2200-52500-0000-001752-0000-00000	Comprehensive Support and Improvement (CSI)-Unemployment Compensation	\$0.00	\$0.00	\$95.31	\$0.00	(\$95.31)	0.00
24190-2200-52720-0000-001752-0000-00000	Comprehensive Support and Improvement (CSI)-Workers Compensation Employer's Fee	\$0.00	\$0.00	\$3.47	\$0.00	(\$3.47)	0.00
24190-2200-53414-0000-001752-0000-00000	Comprehensive Support and Improvement (CSI)-Other Services	\$0.00	\$34,758.00	\$34,758.40	\$0.00	(\$0.40)	100.00
24190-2200-56118-0000-001752-0000-00000	Comprehensive Support and Improvement (CSI)-General Supplies and Materials	\$0.00	\$0.00	\$446.87	\$0.00	(\$446.87)	0.00
Subtotal of Element: Expenditure		\$0.00	\$72,718.00	\$72,718.00	\$0.00	\$0.00	100.00

Subtotal of Element: [Function] 2200 - Support Services Instruction		\$0.00	\$72,718.00	\$72,718.00	\$0.00	\$0.00	100.00
Subtotal of Element: [Fund] 24190 - Comprehensive Support and Improvement (CSI)		\$0.00	\$72,718.00	\$72,718.00	\$0.00	\$0.00	100.00
24191-1000-51300-1010-001752-1411-00000	Title I - HS Redesign-Additional Compensation	\$883.33	\$10,600.00	\$10,599.98	\$0.00	\$0.02	99.99
24191-1000-52111-0000-001752-0000-00000	Title I - HS Redesign-Educational Retirement	\$124.99	\$1,500.00	\$1,499.89	\$0.00	\$0.11	99.99
24191-1000-52112-0000-001752-0000-00000	Title I - HS Redesign-ERA - Retiree Health	\$17.67	\$212.00	\$212.02	\$0.00	(\$0.02)	100.00
24191-1000-52210-0000-001752-0000-00000	Title I - HS Redesign-FICA Payments	\$51.98	\$642.00	\$632.68	\$0.00	\$9.32	98.54
24191-1000-52220-0000-001752-0000-00000	Title I - HS Redesign-Medicare Payments	\$12.16	\$150.00	\$147.98	\$0.00	\$2.02	98.65
24191-1000-52500-0000-001752-0000-00000	Title I - HS Redesign-Unemployment Compensation	\$2.91	\$35.00	\$34.95	\$0.00	\$0.05	99.85
24191-1000-53414-1010-001752-0000-00000	Title I - HS Redesign-Other Services	\$0.00	\$0.00	\$12,850.00	\$0.00	(\$12,850.00)	0.00
24191-1000-55819-1010-001752-0000-00000	Title I - HS Redesign-Employee Travel - Teachers	\$0.00	\$0.00	\$1,022.42	\$0.00	(\$1,022.42)	0.00
24191-1000-55915-1010-001752-0000-00000	Title I - HS Redesign-Other Contract Services	\$25,186.46	\$92,486.00	\$66,594.85	\$950.00	\$24,941.15	72.00
24191-1000-57331-1010-001752-0000-00000	Title I - HS Redesign-Fixed Assets (More Than \$5,000)	\$0.00	\$13,534.00	\$0.00	\$13,534.00	\$0.00	0.00
Subtotal of Element: Expenditure		\$26,279.50	\$119,159.00	\$93,594.77	\$14,484.00	\$11,080.23	78.55
Subtotal of Element: [Function] 1000 - Instruction		\$26,279.50	\$119,159.00	\$93,594.77	\$14,484.00	\$11,080.23	78.55
24191-2100-53330-0000-001752-0000-00000	Title I - HS Redesign-Professional Development	\$0.00	\$20,000.00	\$0.00	\$0.00	\$20,000.00	0.00
Subtotal of Element: Expenditure		\$0.00	\$20,000.00	\$0.00	\$0.00	\$20,000.00	0.00
Subtotal of Element: [Function] 2100 - Support Services Students		\$0.00	\$20,000.00	\$0.00	\$0.00	\$20,000.00	0.00
24191-2200-57332-0000-001752-0000-00000	Supply Assets (\$5,000 or Less)	\$0.00	\$10,841.00	\$10,840.82	\$0.00	\$0.18	99.99
Subtotal of Element: Expenditure		\$0.00	\$10,841.00	\$10,840.82	\$0.00	\$0.18	100.00
Subtotal of Element: [Function] 2200 - Support Services Instruction		\$0.00	\$10,841.00	\$10,840.82	\$0.00	\$0.18	100.00
Subtotal of Element: [Fund] 24191 - Title I - HS Redesign		\$26,279.50	\$150,000.00	\$104,435.59	\$14,484.00	\$31,080.41	69.62
24301-1000-56118-1010-001752-0000-00000	CARES Act - General Supplies & Material	\$0.00	\$30,043.00	\$0.00	\$0.00	\$30,043.00	0.00
24301-1000-57332-1010-001752-0000-00000	CARES Act - Supply Accest (\$5k or Less)	\$0.00	\$30,000.00	\$0.00	\$0.00	\$30,000.00	0.00
Subtotal of Element: Expenditure		\$0.00	\$60,043.00	\$0.00	\$0.00	\$60,043.00	0.00
Subtotal of Element: [Function] 1000 - Instruction		\$0.00	\$60,043.00	\$0.00	\$0.00	\$60,043.00	0.00
24301-2600-55915-0000-001752-0000-00000	CARES Act - Other Contract Services	\$0.00	\$1,600.00	\$0.00	\$0.00	\$1,600.00	0.00
24301-2600-57332-0000-001752-0000-00000	CARES Act - Supply Assets (\$5k or Less)	\$0.00	\$1,500.00	\$0.00	\$0.00	\$1,500.00	0.00
Subtotal of Element: Expenditure		\$0.00	\$3,100.00	\$0.00	\$0.00	\$3,100.00	0.00
Subtotal of Element: [Function] 2600 - Operation & Maintenance of Plant		\$0.00	\$3,100.00	\$0.00	\$0.00	\$3,100.00	0.00
Subtotal of Element: [Fund] 24301 - CARES Act		\$0.00	\$63,143.00	\$0.00	\$0.00	\$63,143.00	0.00
27107-1000-57332-1010-001752-0000-00000	Library GO Bonds-Supply Assets (\$5,000 or Less)	\$0.00	\$3,618.00	\$0.00	\$0.00	\$3,618.00	0.00
Subtotal of Element: Expenditure		\$0.00	\$3,618.00	\$0.00	\$0.00	\$3,618.00	0.00
Subtotal of Element: [Function] 1000 - Instruction		\$0.00	\$3,618.00	\$0.00	\$0.00	\$3,618.00	0.00
Subtotal of Element: [Fund] 27107 - Library GO Bonds		\$0.00	\$3,618.00	\$0.00	\$0.00	\$3,618.00	0.00
27109-1000-56107-1010-001752-0000-00000	Instructional Materials Credit - 50% Textbooks	\$0.00	\$14,215.00	\$1,251.75	\$0.00	\$12,963.25	8.80
27109-1000-56108-1010-001752-0000-00000	Instructional Materials 25% of 56111	\$15,925.94	\$6,108.00	\$17,639.27	\$87.56	(\$11,618.83)	288.78
27109-1000-56109-1010-001752-0000-00000	Instructional Materials-Instructional Materials On-Line	\$55.95	\$6,824.00	\$155.95	\$299.00	\$6,369.05	2.28
Subtotal of Element: Expenditure		\$15,981.89	\$27,147.00	\$19,046.97	\$386.56	\$7,713.47	70.16
Subtotal of Element: [Function] 1000 - Instruction		\$15,981.89	\$27,147.00	\$19,046.97	\$386.56	\$7,713.47	70.16

Subtotal of Element: [Fund] 27109 - Instructional Materials		\$15,981.89	\$27,147.00	\$19,046.97	\$386.56	\$7,713.47	70.16
27130-2100-56118-0000-001752-0000-00000	Feminine Hygiene Products -General Supplies and Materials	\$0.00	\$500.00	\$500.00	\$0.00	\$0.00	100.00
Subtotal of Element: Expenditure		\$0.00	\$500.00	\$500.00	\$0.00	\$0.00	100.00
Subtotal of Element: [Function] 2100 - Support Services Students		\$0.00	\$500.00	\$500.00	\$0.00	\$0.00	100.00
Subtotal of Element: [Fund] 27130 - Feminine Hygiene Products		\$0.00	\$500.00	\$500.00	\$0.00	\$0.00	100.00
29102-1000-51100-1010-001752-1411-00000	Private Dir Grants (Categorical)-Salaries Expense	\$0.00	\$62,807.00	\$48,300.00	\$0.00	\$14,507.00	76.90
29102-1000-52111-0000-001752-0000-00000	Private Dir Grants (Categorical)-Educational Retirement	\$0.00	\$8,730.00	\$0.00	\$0.00	\$8,730.00	0.00
29102-1000-52112-0000-001752-0000-00000	Private Dir Grants (Categorical)-ERA - Retiree Health	\$0.00	\$173.00	\$0.00	\$0.00	\$173.00	0.00
29102-1000-52210-0000-001752-0000-00000	Private Dir Grants (Categorical)-FICA Payments	\$0.00	\$3,894.00	\$0.00	\$0.00	\$3,894.00	0.00
29102-1000-52220-0000-001752-0000-00000	Private Dir Grants (Categorical)-Medicare Payments	\$0.00	\$911.00	\$0.00	\$0.00	\$911.00	0.00
29102-1000-52311-0000-001752-0000-00000	Private Dir Grants (Categorical)-Health and Medical Premiums	\$0.00	\$3,375.00	\$0.00	\$0.00	\$3,375.00	0.00
29102-1000-53711-1010-001752-0000-00000	Private Dir Grants (Categorical)-Other Charges	\$0.00	\$0.00	\$233.27	\$0.00	(\$233.27)	0.00
29102-1000-55817-1010-001752-0000-00000	Private Dir Grants (Categorical)-Student Travel	\$0.00	\$0.00	\$1,680.00	\$0.00	(\$1,680.00)	0.00
29102-1000-55915-1010-001752-0000-00000	Private Dir Grants (Categorical)-Other Contract Services	\$1,500.00	\$0.00	\$2,313.75	\$0.00	(\$2,313.75)	0.00
29102-1000-56118-1010-001752-0000-00000	Private Dir Grants (Categorical)-General Supplies and Materials	\$1,670.56	\$0.00	\$1,815.68	\$29.44	(\$1,845.12)	0.00
29102-1000-56118-9000-001752-0000-00000	Private Dir Grants (Categorical)-General Supplies and Materials	\$0.00	\$0.00	\$32.96	\$0.00	(\$32.96)	0.00
Subtotal of Element: Expenditure		\$3,170.56	\$79,890.00	\$54,375.66	\$29.44	\$25,484.90	68.06
Subtotal of Element: [Function] 1000 - Instruction		\$3,170.56	\$79,890.00	\$54,375.66	\$29.44	\$25,484.90	68.06
29102-2100-53414-0000-001752-0000-00000	Private Dir Grants	\$0.00	\$5,000.00	\$0.00	\$0.00	\$5,000.00	0.00
Subtotal of Element: Expenditure		\$0.00	\$5,000.00	\$0.00	\$0.00	\$5,000.00	0.00
Subtotal of Element: [Function] 2100 - Support Services Students		\$0.00	\$5,000.00	\$0.00	\$0.00	\$5,000.00	0.00
29102-2200-53711-0000-001752-0000-00000	Private Dir Grants (Categorical)-Other Charges	\$0.00	\$5,000.00	\$181.45	\$0.00	\$4,818.55	3.62
Subtotal of Element: Expenditure		\$0.00	\$5,000.00	\$181.45	\$0.00	\$4,818.55	3.63
Subtotal of Element: [Function] 2200 - Support Services Instruction		\$0.00	\$5,000.00	\$181.45	\$0.00	\$4,818.55	3.63
29102-2300-53711-0000-001752-0000-00000	Private Dir Grants (Categorical)-Other Charges	\$0.00	\$5,000.00	\$398.86	\$0.00	\$4,601.14	7.97
29102-2300-56118-0000-001752-0000-00000	Private Dir Grants (Categorical)-General Supplies and Materials	\$0.00	\$798.00	\$0.00	\$0.00	\$798.00	0.00
Subtotal of Element: Expenditure		\$0.00	\$5,798.00	\$398.86	\$0.00	\$5,399.14	6.88
Subtotal of Element: [Function] 2300 - Support Services General Administration		\$0.00	\$5,798.00	\$398.86	\$0.00	\$5,399.14	6.88
Subtotal of Element: [Fund] 29102 - Private Dir Grants (Categorical)		\$3,170.56	\$95,688.00	\$54,955.97	\$29.44	\$40,702.59	57.43
29114-3300-55915-0000-001752-0000-00000	McCune Charitable Foundation-Other Contract Services	\$0.00	\$8,585.00	\$185.00	\$0.00	\$8,400.00	2.15
29114-3300-56118-0000-001752-0000-00000	McCune Charitable Foundation-General Supplies and Materials	\$0.00	\$0.00	\$1,245.00	\$0.00	(\$1,245.00)	0.00
Subtotal of Element: Expenditure		\$0.00	\$8,585.00	\$1,430.00	\$0.00	\$7,155.00	16.66
Subtotal of Element: [Function] 3300 - Community Services Operations		\$0.00	\$8,585.00	\$1,430.00	\$0.00	\$7,155.00	16.66
Subtotal of Element: [Fund] 29114 - McCune Charitable Foundation		\$0.00	\$8,585.00	\$1,430.00	\$0.00	\$7,155.00	16.66

31200-4000-54610-0000-001752-0000-00000	Public School Capital Outlay-Rental - Land and Buildings	\$0.00	\$170,008.00	\$170,008.00	\$0.00	\$0.00	100.00
Subtotal of Element: Expenditure		\$0.00	\$170,008.00	\$170,008.00	\$0.00	\$0.00	100.00
Subtotal of Element: [Function] 4000 - Capital Outlay		\$0.00	\$170,008.00	\$170,008.00	\$0.00	\$0.00	100.00
Subtotal of Element: [Fund] 31200 - Public School Capital Outlay		\$0.00	\$170,008.00	\$170,008.00	\$0.00	\$0.00	100.00
31400-4000-57332-0000-001752-0000-00000	"Supply Assets (\$5	\$0.00	\$100,000.00	\$0.00	\$0.00	\$100,000.00	0.00
Subtotal of Element: Expenditure		\$0.00	\$100,000.00	\$0.00	\$0.00	\$100,000.00	0.00
Subtotal of Element: [Function] 4000 - Capital Outlay		\$0.00	\$100,000.00	\$0.00	\$0.00	\$100,000.00	0.00
Subtotal of Element: [Fund] 31400 - Special Capital Outlay-State		\$0.00	\$100,000.00	\$0.00	\$0.00	\$100,000.00	0.00
31600-2300-53712-0000-001752-0000-00000	Capital Improvements HB-33-County Tax Collection Costs	\$496.24	\$3,181.00	\$1,632.79	\$0.00	\$1,548.21	51.32
Subtotal of Element: Expenditure		\$496.24	\$3,181.00	\$1,632.79	\$0.00	\$1,548.21	51.33
Subtotal of Element: [Function] 2300 - Support Services General Administration		\$496.24	\$3,181.00	\$1,632.79	\$0.00	\$1,548.21	51.33
31600-4000-54640-0000-001752-0000-00000	Capital Improvements HB-33-Rentals - Lease to Purchase	\$0.00	\$155,520.00	\$0.00	\$0.00	\$155,520.00	0.00
31600-4000-57112-0000-001752-0000-00000	Capital Improvements HB-33-Land Improvements	\$0.00	\$310,000.00	\$0.00	\$0.00	\$310,000.00	0.00
Subtotal of Element: Expenditure		\$0.00	\$465,520.00	\$0.00	\$0.00	\$465,520.00	0.00
Subtotal of Element: [Function] 4000 - Capital Outlay		\$0.00	\$465,520.00	\$0.00	\$0.00	\$465,520.00	0.00
Subtotal of Element: [Fund] 31600 - Capital Improvements HB-33		\$496.24	\$468,701.00	\$1,632.79	\$0.00	\$467,068.21	0.35
31700-2300-53712-0000-001752-0000-00000	Capital Improvements SB-9-County Tax Collection Costs	(\$64.47)	\$0.00	\$0.00	\$0.00	\$0.00	0.00
Subtotal of Element: Expenditure		(\$64.47)	\$0.00	\$0.00	\$0.00	\$0.00	0.00
Subtotal of Element: [Function] 2300 - Support Services General Administration		(\$64.47)	\$0.00	\$0.00	\$0.00	\$0.00	0.00
31700-4000-57332-0000-001752-0000-00000	Capital Improvements SB-9-Supply Assets (\$5,000 or Less)	\$0.00	\$4,443.00	\$0.00	\$0.00	\$4,443.00	0.00
Subtotal of Element: Expenditure		\$0.00	\$4,443.00	\$0.00	\$0.00	\$4,443.00	0.00
Subtotal of Element: [Function] 4000 - Capital Outlay		\$0.00	\$4,443.00	\$0.00	\$0.00	\$4,443.00	0.00
Subtotal of Element: [Fund] 31700 - Capital Improvements SB-9		(\$64.47)	\$4,443.00	\$0.00	\$0.00	\$4,443.00	0.00
31701-2300-53712-0000-001752-0000-00000	Capital Improvements SB-9 Local-County Tax Collection Costs	\$317.95	\$1,872.00	\$826.95	\$0.00	\$1,045.05	44.17
Subtotal of Element: Expenditure		\$317.95	\$1,872.00	\$826.95	\$0.00	\$1,045.05	44.17
Subtotal of Element: [Function] 2300 - Support Services General Administration		\$317.95	\$1,872.00	\$826.95	\$0.00	\$1,045.05	44.17
31701-4000-54500-0000-001752-0000-00000	Capital Improvements SB-9 Local-Construction Services	\$0.00	\$2,000.00	\$0.00	\$900.00	\$1,100.00	0.00
31701-4000-54640-0000-001752-0000-00000	Capital Improvements SB-9 Local-Rentals - Lease to Purchase	\$0.00	\$84,758.00	\$0.00	\$0.00	\$84,758.00	0.00
31701-4000-57111-0000-001752-0000-00000	Capital Improvements SB-9 Local-Land	\$0.00	\$2,500.00	\$1,800.00	\$0.00	\$700.00	72.00
31701-4000-57112-0000-001752-0000-00000	Capital Improvements SB-9 Local-Land Improvements	\$0.00	\$200,005.00	\$1,024.82	\$0.00	\$198,980.18	0.51
Subtotal of Element: Expenditure		\$0.00	\$289,263.00	\$2,824.82	\$900.00	\$285,538.18	0.98
Subtotal of Element: [Function] 4000 - Capital Outlay		\$0.00	\$289,263.00	\$2,824.82	\$900.00	\$285,538.18	0.98
Subtotal of Element: [Fund] 31701 - Capital Improvements SB-9 Local		\$317.95	\$291,135.00	\$3,651.77	\$900.00	\$286,583.23	1.25
31703-4000-57111-0000-001752-0000-00000	SB-9 State Match Cash-Land	\$0.00	\$5,752.00	\$0.00	\$0.00	\$5,752.00	0.00
Subtotal of Element: Expenditure		\$0.00	\$5,752.00	\$0.00	\$0.00	\$5,752.00	0.00

Subtotal of Element: [Function] 4000 - Capital Outlay		\$0.00	\$5,752.00	\$0.00	\$0.00	\$5,752.00	0.00
Subtotal of Element: [Fund] 31703 - SB-9 State Match Cash		\$0.00	\$5,752.00	\$0.00	\$0.00	\$5,752.00	0.00
Grand Total		\$294,503.19	\$5,521,848.00	\$2,690,247.14	\$157,351.77	\$2,674,249.09	48.72

Health Leadership High School

Statement of Revenues and Expenditures and Change in Fund Balance

Cycle: FY19-20; Fund Class: [All]; Fund Columns: [All Non-Zero Funds]; Account Expression: [All]; Include Element Value: Yes; Revenue Element: Object; Expenditure Element: Function; Begin Date: 06/01/2020; End Date: 06/30/2020

Description	11000 - Operational	24153 - English Language Acquisit	24191 - Title I - HS Redesign	27109 - Instructional Materials	29102 - Private Dir Grants (Categ	31600 - Capital Improvements HB-	31700 - Capital Improvements SB-	31701 - Capital Improvements SB-	31703 - SB-9 State Match Cash	Total
41110 - Ad Valorem Taxes - School District	\$0.00	\$0.00	\$0.00	\$0.00	\$0.00	\$49,623.93	(\$6,446.88)	\$31,794.46	\$0.00	\$74,971.51
41701 - Fees - Activities	\$30.00	\$0.00	\$0.00	\$0.00	\$0.00	\$0.00	\$0.00	\$0.00	\$0.00	\$30.00
41920 - Contributions/Donations - Private Sources (Non Categorical)	\$2,909.00	\$0.00	\$0.00	\$0.00	\$0.00	\$0.00	\$0.00	\$0.00	\$0.00	\$2,909.00
41924 - Flow-through Grants From Districts to Charter Schools	\$0.00	\$0.00	\$13,741.68	\$0.00	\$0.00	\$0.00	\$0.00	\$0.00	\$0.00	\$13,741.68
41980 - Refund of Prior Year's Expenditures	\$1,370.03	\$0.00	\$0.00	\$0.00	\$0.00	\$0.00	\$0.00	\$0.00	\$0.00	\$1,370.03
43101 - State Equalization Guarantee	\$184,341.48	\$0.00	\$0.00	\$0.00	\$0.00	\$0.00	\$0.00	\$0.00	\$0.00	\$184,341.48
43202 - State Flow-through Grant	\$0.00	\$0.00	\$0.00	\$2,714.65	\$0.00	\$0.00	\$0.00	\$0.00	\$5,752.00	\$8,466.65
43207 - Instructional Materials - Credit	\$0.00	\$0.00	\$0.00	(\$2,714.65)	\$0.00	\$0.00	\$0.00	\$0.00	\$0.00	(\$2,714.65)
46100 - Access Board (e-Rate)	\$394.86	\$0.00	\$0.00	\$0.00	\$0.00	\$0.00	\$0.00	\$0.00	\$0.00	\$394.86
Total Revenue	\$189,045.37	\$0.00	\$13,741.68	\$0.00	\$0.00	\$49,623.93	(\$6,446.88)	\$31,794.46	\$5,752.00	\$283,510.56
1000 - Instruction	\$88,421.19	\$1,258.26	\$26,279.50	\$15,981.89	\$3,170.56	\$0.00	\$0.00	\$0.00	\$0.00	\$135,111.40
2100 - Support Services-Students	\$30,649.30	\$0.00	\$0.00	\$0.00	\$0.00	\$0.00	\$0.00	\$0.00	\$0.00	\$30,649.30
2200 - Support Services-Instruction	\$30,837.11	\$0.00	\$0.00	\$0.00	\$0.00	\$0.00	\$0.00	\$0.00	\$0.00	\$30,837.11
2300 - Support Services-General Administration	\$43,113.51	\$0.00	\$0.00	\$0.00	\$0.00	\$496.24	(\$64.47)	\$317.95	\$0.00	\$43,863.23
2400 - Support Services-School Administration	\$8,840.63	\$0.00	\$0.00	\$0.00	\$0.00	\$0.00	\$0.00	\$0.00	\$0.00	\$8,840.63
2500 - Central Services	\$25,415.34	\$0.00	\$0.00	\$0.00	\$0.00	\$0.00	\$0.00	\$0.00	\$0.00	\$25,415.34
2600 - Operation & Maintenance of Plant	\$7,050.11	\$0.00	\$0.00	\$0.00	\$0.00	\$0.00	\$0.00	\$0.00	\$0.00	\$7,050.11
4000 - Capital Outlay	\$13,484.38	\$0.00	\$0.00	\$0.00	\$0.00	\$0.00	\$0.00	\$0.00	\$0.00	\$13,484.38
Total Expenditure	\$247,811.57	\$1,258.26	\$26,279.50	\$15,981.89	\$3,170.56	\$496.24	(\$64.47)	\$317.95	\$0.00	\$295,251.50
Total Other Financing Sources (Uses)	\$0.00	\$0.00	\$0.00	\$0.00	\$0.00	\$0.00	\$0.00	\$0.00	\$0.00	\$0.00
Excess (deficiency) of revenues and other financing sources over expenditures and other financing uses	(\$58,766.20)	(\$1,258.26)	(\$12,537.82)	(\$15,981.89)	(\$3,170.56)	\$49,127.69	(\$6,382.41)	\$31,476.51	\$5,752.00	(\$11,740.94)
Fund Balance, Beginning of year	\$1,220,088.52	\$0.00	(\$10,974.30)	\$0.00	\$90,688.33	\$309,674.57	\$1,402.08	\$212,544.20	\$0.00	\$1,823,423.40
Fund Balance, End of year	\$1,161,322.32	(\$1,258.26)	(\$23,512.12)	(\$15,981.89)	\$87,517.77	\$358,802.26	(\$4,980.33)	\$244,020.71	\$5,752.00	\$1,811,682.46

Health Leadership High School

Balance Sheet Report

Cycle: FY19-20; Fund Class: [All]; Fund Columns: [All Non-Zero Funds]; Account Expression: [All]; Balance Date: 06/30/2020; Detail: No; Created On: 7/25/2020 8:26:24 AM

Description	11000	14000	21000	23000	24101	24106	24153	24154	24189	24190	24191
11012 - Cash	\$1,830,029.69	\$25,812.36	\$0.00	\$2,382.50	(\$3,656.08)	(\$44,644.84)	(\$1,258.26)	(\$2,687.95)	(\$429.00)	(\$37,917.24)	(\$82,838.98)
Subtotal of Account Type: Asset	\$1,830,029.69	\$25,812.36	\$0.00	\$2,382.50	(\$3,656.08)	(\$44,644.84)	(\$1,258.26)	(\$2,687.95)	(\$429.00)	(\$37,917.24)	(\$82,838.98)
Subtotal of Account Group: Assets	\$1,830,029.69	\$25,812.36	\$0.00	\$2,382.50	(\$3,656.08)	(\$44,644.84)	(\$1,258.26)	(\$2,687.95)	(\$429.00)	(\$37,917.24)	(\$82,838.98)
23011 - Accrued Salaries and Benefits	\$26,997.04	\$0.00	\$0.00	\$0.00	\$0.00	\$0.00	\$0.00	\$0.00	\$0.00	\$0.00	\$0.00
23141 - Federal Income Tax	\$6,962.92	\$0.00	\$0.00	\$0.00	\$0.00	\$0.00	\$0.00	\$0.00	\$0.00	\$0.00	\$62.10
23142 - State Income Tax	\$1,168.65	\$0.00	\$0.00	\$0.00	\$0.00	\$0.00	\$0.00	\$0.00	\$0.00	\$0.00	\$0.00
23143 - FICA	\$10,797.52	\$0.00	\$0.00	\$0.00	\$0.00	\$0.00	\$0.00	\$0.00	\$0.00	\$0.00	\$103.96
23144 - Medicare (Employee)	\$1,302.55	\$0.00	\$0.00	\$0.00	\$0.00	\$0.00	\$0.00	\$0.00	\$0.00	\$0.00	\$12.16
23147 - Voluntary Deductions	\$175.29	\$0.00	\$0.00	\$0.00	\$0.00	\$0.00	\$0.00	\$0.00	\$0.00	\$0.00	\$0.00
23154 - Medicare (Employer)	\$1,222.73	\$0.00	\$0.00	\$0.00	\$0.00	\$0.00	\$0.00	\$0.00	\$0.00	\$0.00	\$12.16
23224 - Education Retirement	\$10,324.93	\$0.00	\$0.00	\$0.00	\$0.00	\$0.00	\$0.00	\$0.00	\$0.00	\$0.00	\$0.00
23225 - Health Insurance	\$21,784.83	\$0.00	\$0.00	\$0.00	\$0.00	\$0.00	\$0.00	\$0.00	\$0.00	\$0.00	\$0.00
23226 - Unemployment Insurance	\$613.64	\$0.00	\$0.00	\$0.00	\$57.23	\$32.16	\$0.00	\$0.00	\$0.00	\$42.36	\$14.55
23227 - Workers Comensation	\$101.98	\$0.00	\$0.00	\$0.00	\$0.00	\$0.00	\$0.00	\$0.00	\$0.00	\$0.00	\$0.00
23245 - Retiree Health Care	\$1,246.48	\$0.00	\$0.00	\$0.00	\$0.00	\$0.00	\$0.00	\$0.00	\$0.00	\$0.00	\$0.00
Subtotal of Account Type: Liability	\$82,698.56	\$0.00	\$0.00	\$0.00	\$57.23	\$32.16	\$0.00	\$0.00	\$0.00	\$42.36	\$204.93
32300 - Unreserved Fund Balance	\$1,220,088.52	\$24,997.60	(\$6,874.62)	\$2,857.50	\$0.00	\$0.00	\$0.00	\$0.00	\$0.00	(\$26,881.47)	(\$10,974.30)
Net Increase/Decrease	\$527,242.61	\$814.76	\$6,874.62	(\$475.00)	(\$3,713.31)	(\$44,677.00)	(\$1,258.26)	(\$2,687.95)	(\$429.00)	(\$11,078.13)	(\$72,069.61)
Subtotal of Account Type: Fund Balance/Retained Earnings	\$1,747,331.13	\$25,812.36	\$0.00	\$2,382.50	(\$3,713.31)	(\$44,677.00)	(\$1,258.26)	(\$2,687.95)	(\$429.00)	(\$37,959.60)	(\$83,043.91)
Subtotal of Account Group: Liabilities/Fund Balance	\$1,830,029.69	\$25,812.36	\$0.00	\$2,382.50	(\$3,656.08)	(\$44,644.84)	(\$1,258.26)	(\$2,687.95)	(\$429.00)	(\$37,917.24)	(\$82,838.98)

Description	27107	27109	27130	27189	29102	29114	31200	31600	31700	31701	31703	Total
11012 - Cash	\$0.00	\$8,099.55	(\$500.00)	\$22.94	\$41,482.36	\$7,154.61	(\$42,502.00)	\$471,631.72	\$1,402.08	\$291,747.12	\$5,752.00	\$2,469,082.58
Subtotal of Account Type: Asset	\$0.00	\$8,099.55	(\$500.00)	\$22.94	\$41,482.36	\$7,154.61	(\$42,502.00)	\$471,631.72	\$1,402.08	\$291,747.12	\$5,752.00	\$2,469,082.58
Subtotal of Account Group: Assets	\$0.00	\$8,099.55	(\$500.00)	\$22.94	\$41,482.36	\$7,154.61	(\$42,502.00)	\$471,631.72	\$1,402.08	\$291,747.12	\$5,752.00	\$2,469,082.58
23011 - Accrued Salaries and Benefits	\$0.00	\$0.00	\$0.00	\$0.00	\$0.00	\$0.00	\$0.00	\$0.00	\$0.00	\$0.00	\$0.00	\$26,997.04
23141 - Federal Income Tax	\$0.00	\$0.00	\$0.00	\$0.00	\$0.00	\$0.00	\$0.00	\$0.00	\$0.00	\$0.00	\$0.00	\$7,025.02
23142 - State Income Tax	\$0.00	\$0.00	\$0.00	\$0.00	\$0.00	\$0.00	\$0.00	\$0.00	\$0.00	\$0.00	\$0.00	\$1,168.65
23143 - FICA	\$0.00	\$0.00	\$0.00	\$0.00	\$0.00	\$0.00	\$0.00	\$0.00	\$0.00	\$0.00	\$0.00	\$10,901.48
23144 - Medicare (Employee)	\$0.00	\$0.00	\$0.00	\$0.00	\$0.00	\$0.00	\$0.00	\$0.00	\$0.00	\$0.00	\$0.00	\$1,314.71
23147 - Voluntary Deductions	\$0.00	\$0.00	\$0.00	\$0.00	\$0.00	\$0.00	\$0.00	\$0.00	\$0.00	\$0.00	\$0.00	\$175.29
23154 - Medicare (Employer)	\$0.00	\$0.00	\$0.00	\$0.00	\$0.00	\$0.00	\$0.00	\$0.00	\$0.00	\$0.00	\$0.00	\$1,234.89
23224 - Education Retirement	\$0.00	\$0.00	\$0.00	\$0.00	\$0.00	\$0.00	\$0.00	\$0.00	\$0.00	\$0.00	\$0.00	\$10,324.93
23225 - Health Insurance	\$0.00	\$0.00	\$0.00	\$22.94	\$0.00	\$0.00	\$0.00	\$0.00	\$0.00	\$0.00	\$0.00	\$21,807.77
23226 - Unemployment Insurance	\$0.00	\$0.00	\$0.00	\$0.00	\$0.00	\$0.00	\$0.00	\$0.00	\$0.00	\$0.00	\$0.00	\$759.94
23227 - Workers Comensation	\$0.00	\$0.00	\$0.00	\$0.00	\$0.00	\$0.00	\$0.00	\$0.00	\$0.00	\$0.00	\$0.00	\$101.98
23245 - Retiree Health Care	\$0.00	\$0.00	\$0.00	\$0.00	\$0.00	\$0.00	\$0.00	\$0.00	\$0.00	\$0.00	\$0.00	\$1,246.48
Subtotal of Account Type: Liability	\$0.00	\$0.00	\$0.00	\$22.94	\$0.00	\$0.00	\$0.00	\$0.00	\$0.00	\$0.00	\$0.00	\$83,058.18
32300 - Unreserved Fund Balance	(\$2,769.00)	\$0.00	\$0.00	\$0.00	\$90,688.33	\$8,584.61	(\$32,579.00)	\$309,674.57	\$1,402.08	\$212,544.20	\$0.00	\$1,790,759.02
Net Increase/Decrease	\$2,769.00	\$8,099.55	(\$500.00)	\$0.00	(\$49,205.97)	(\$1,430.00)	(\$9,923.00)	\$161,957.15	\$0.00	\$79,202.92	\$5,752.00	\$595,265.38
Subtotal of Account Type: Fund Balance/Retained Earnings	\$0.00	\$8,099.55	(\$500.00)	\$0.00	\$41,482.36	\$7,154.61	(\$42,502.00)	\$471,631.72	\$1,402.08	\$291,747.12	\$5,752.00	\$2,386,024.40
Subtotal of Account Group: Liabilities/Fund Balance	\$0.00	\$8,099.55	(\$500.00)	\$22.94	\$41,482.36	\$7,154.61	(\$42,502.00)	\$471,631.72	\$1,402.08	\$291,747.12	\$5,752.00	\$2,469,082.58