

**Health Leadership High School
Financial Update
December 18, 2019**

A. BARs*

	<u>BAR #</u>	<u>Fund Description</u>	<u>Type</u>	<u>Amount</u>
1	001-752-1920-0006-IB	Instructional Materials	Initial Budget	\$ 24,432
2	001-752-1920-0007-I	GOB Library	Increase	\$ 3,618
3	001-752-1920-0010-I	SB-9 Local	Increase	\$ 78,591
4	001-752-1920-0011-I	HB-33	Increase	\$ 159,026

B. Payroll & Accounts Payable Payment Vouchers*

1 November 2019

C. Financial Statement Reports - as of November 30, 2019

1 Financial Analysis
2 Bank Reconciliation

D. Other

1 None

* Requires board approval

Must submit backup for all BARs, except transfers of funds for SEG or direct grants

STATE OF NEW MEXICO
PUBLIC EDUCATION DEPARTMENT
 300 Don Gaspar Santa Fe, NM 87501-2786
Budget Adjustment Request

Doc. ID: 001-752-1920-0006-IB
 Fund Type: Flowthrough
 Adjustment Type: Initial Budget

Fiscal Year: 2019-2020

Entity Name: Health Leadership High School

Adjustment Changes Intent/Scope of Program Yes or No?: No

Contact: Amber Hillis, Business Manager

Total Approved Budget (Flowthrough):

Phone: 970-426-1747

Email: amber@k12accounting.com

FLOWTHROUGH ONLY	Budget Period: 07/01/2019	To: 06/30/2020
A. Approved Carryover:		
B. Total Current Year Allocation:		
D. Total Funding Available:		

Revenue 27109.0000.43202 \$24,432

Fund	Function	Object	Program	Job Class	Present Budget	Adj Amt Exp	Adj Budget	ADD'L FTE
27109 Instructional Mats - GAA of 2019	1000 Instruction	56107 Instructional Materials Credit - 50% Textbooks	1010 Regular Education (K-12) Programs	0000 No Job Class		\$11,500	\$11,500	
27109 Instructional Mats - GAA of 2019	1000 Instruction	56108 Instructional Materials Credit - 25% of 56111	1010 Regular Education (K-12) Programs	0000 No Job Class		\$6,108	\$6,108	
27109 Instructional Mats - GAA of 2019	1000 Instruction	56109 Instructional Materials On Line Digital Subscriptions	1010 Regular Education (K-12) Programs	0000 No Job Class		\$6,824	\$6,824	
Sub Total						\$24,432		
Indirect Cost								
DOC. TOTAL						\$24,432		

Justification:

To Budget amount per allocation table guidance

Compliance with Sections 10-15-1 and 22-8-12, NMSA, 1978 Compilation:

A. The requested budget/changes were authorized at a scheduled Board of Education or Governance Council meeting open to the public on:

B. Justification for the transfer: Explanation such as "underbudgeted", "insufficient budget", or "needed to close out Project" ARE NOT ACCEPTABLE. Attach additional sheets if necessary.

ALL TRANSFER BARS MUST NET OUT TO ZERO ON THE DOC. TOTAL LINE.

Approvals by Digital Signature		
<u>Name</u>	<u>Role</u>	<u>Date</u>
David Vigil	Business Manager	11/14/2019 9:28:25 AM

Must submit backup for all BARs, except transfers of funds for SEG or direct grants

**STATE OF NEW MEXICO
PUBLIC EDUCATION DEPARTMENT
300 Don Gaspar Santa Fe, NM 87501-2786
Budget Adjustment Request**

Doc. ID: 001-752-1920-0007-1

Fund Type: Capital Outlay

Adjustment Type: Increase

Fiscal Year: 2019-2020

Entity Name: Health Leadership High School

Adjustment Changes Intent/Scope of Program Yes or No?: No

Contact: Amber Hillis, Business Manager

Total Approved Budget (Flowthrough):

Phone: 970-426-1747

Email: amber@k12accounting.com

FLOWTHROUGH ONLY	Budget Period: Jul 1 2019 12:00AM	To: Jun 30 2020 12:00AM
A. Approved Carryover:		
B. Total Current Year Allocation:		
D. Total Funding Available:		

Revenue 27107.0000.43202 \$3,618

Fund	Function	Object	Program	Job Class	Present Budget	Adj Amt Exp	Adj Budget	ADD'L FTE
27107 27107 GOB Library	1000 Instruction	57332 Supply Assets (\$5,000 or less)	1010 Regular Education (K-12) Programs	0000 No Job Class		\$3,618	\$3,618	
Sub Total						\$3,618		
Indirect Cost								
DOC. TOTAL						\$3,618		

Justification:

To budget amount per award letter

Compliance with Sections 10-15-1 and 22-8-12, NMSA, 1978 Compilation:

A. The requested budget/changes were authorized at a scheduled Board of Education or Governance Council meeting open to the public on:

B. Justification for the transfer: Explanation such as "underbudgeted", "insufficient budget", or "needed to close out Project" ARE NOT ACCEPTABLE. Attach additional sheets if necessary.

ALL TRANSFER BARS MUST NET OUT TO ZERO ON THE DOC. TOTAL LINE.

Approvals by Digital Signature		
<u>Name</u>	<u>Role</u>	<u>Date</u>
David Vigil	Business Manager	11/14/2019 9:28:52 AM

Must submit backup for all BARs, except transfers of funds for SEG or direct grants

**STATE OF NEW MEXICO
PUBLIC EDUCATION DEPARTMENT
300 Don Gaspar Santa Fe, NM 87501-2786
Budget Adjustment Request**

Doc. ID: 001-752-1920-0010-I

Fund Type: Flowthrough

Adjustment Type: Increase

Fiscal Year: 2019-2020

Entity Name: Health Leadership High School

Adjustment Changes Intent/Scope of Program Yes or No?: No

Contact: Rebekah Runyan, Business Manager

Total Approved Budget (Flowthrough):

Phone: 505-452-7481

Email: rebekah@k12accounting.com

FLOWTHROUGH ONLY	Budget Period: 07/01/2019	To: 06/30/2020
A. Approved Carryover:		
B. Total Current Year Allocation:		
D. Total Funding Available:		

Revenue 31701.0000.41110 \$78,591

Fund	Function	Object	Program	Job Class	Present Budget	Adj Amt Exp	Adj Budget	ADD'L FTE
31701 Capital Improvem ents SB-9 Local	2300 Support Services-General Administration	53712 County Tax Collection Costs	0000 No Program	0000 No Job Class		\$1,572	\$1,572	
31701 Capital Improvem ents SB-9 Local	4000 Capital Outlay	54640 Rental - Lease To Purchase	0000 No Program	0000 No Job Class		\$77,019	\$77,019	
Sub Total						\$78,591		
Indirect Cost								
DOC. TOTAL						\$78,591		

Justification:

To budget SB-9 for FY20.

Compliance with Sections 10-15-1 and 22-8-12, NMSA, 1978 Compilation:

A. The requested budget/changes were authorized at a scheduled Board of Education or Governance Council meeting open to the public on:

B. Justification for the transfer: Explanation such as "underbudgeted", "insufficient budget", or "needed to close out Project" ARE NOT ACCEPTABLE. Attach additional sheets if necessary.

ALL TRANSFER BARS MUST NET OUT TO ZERO ON THE DOC. TOTAL LINE.

Approvals by Digital Signature		
<u>Name</u>	<u>Role</u>	<u>Date</u>
Rebekah Runyan	Business Manager	12/13/2019 11:03:24 AM

Must submit backup for all BARs, except transfers of funds for SEG or direct grants

**STATE OF NEW MEXICO
PUBLIC EDUCATION DEPARTMENT
300 Don Gaspar Santa Fe, NM 87501-2786
Budget Adjustment Request**

Doc. ID: 001-752-1920-0011-I
Fund Type: General Fund / Capital Outlay / Debt Service
Adjustment Type: Increase

Fiscal Year: 2019-2020

Entity Name: Health Leadership High School

Adjustment Changes Intent/Scope of Program Yes or No?: No

Contact: Rebekah Runyan, Business Manager

Total Approved Budget (Flowthrough):

Phone: 505-452-7481

Email: rebekah@k12accounting.com

FLOWTHROUGH ONLY	Budget Period: Jul 1 2019 12:00AM	To: Jun 30 2020 12:00AM
A. Approved Carryover:		
B. Total Current Year Allocation:		
D. Total Funding Available:		

Revenue 31600.0000.41110 \$159,026

Fund	Function	Object	Program	Job Class	Present Budget	Adj Amt Exp	Adj Budget	ADD'L FTE
31600 Capital Improvem ents HB-33	2300 Support Services-General Administration	53712 County Tax Collection Costs	0000 No Program	0000 No Job Class		\$3,181	\$3,181	
31600 Capital Improvem ents HB-33	4000 Capital Outlay	54640 Rental - Lease To Purchase	0000 No Program	0000 No Job Class		\$155,845	\$155,845	
Sub Total						\$159,026		
Indirect Cost								
DOC. TOTAL						\$159,026		

Justification:

To budget FY20 revenue.

Compliance with Sections 10-15-1 and 22-8-12, NMSA, 1978 Compilation:

A. The requested budget/changes were authorized at a scheduled Board of Education or Governance Council meeting open to the public on:

B. Justification for the transfer: Explanation such as "underbudgeted", "insufficient budget", or "needed to close out Project" ARE NOT ACCEPTABLE. Attach additional sheets if necessary.

ALL TRANSFER BARS MUST NET OUT TO ZERO ON THE DOC. TOTAL LINE.

Approvals by Digital Signature

Name	Role	Date
Rebekah Runyan	Business Manager	12/13/2019 11:13:15 AM

Health Leadership High School

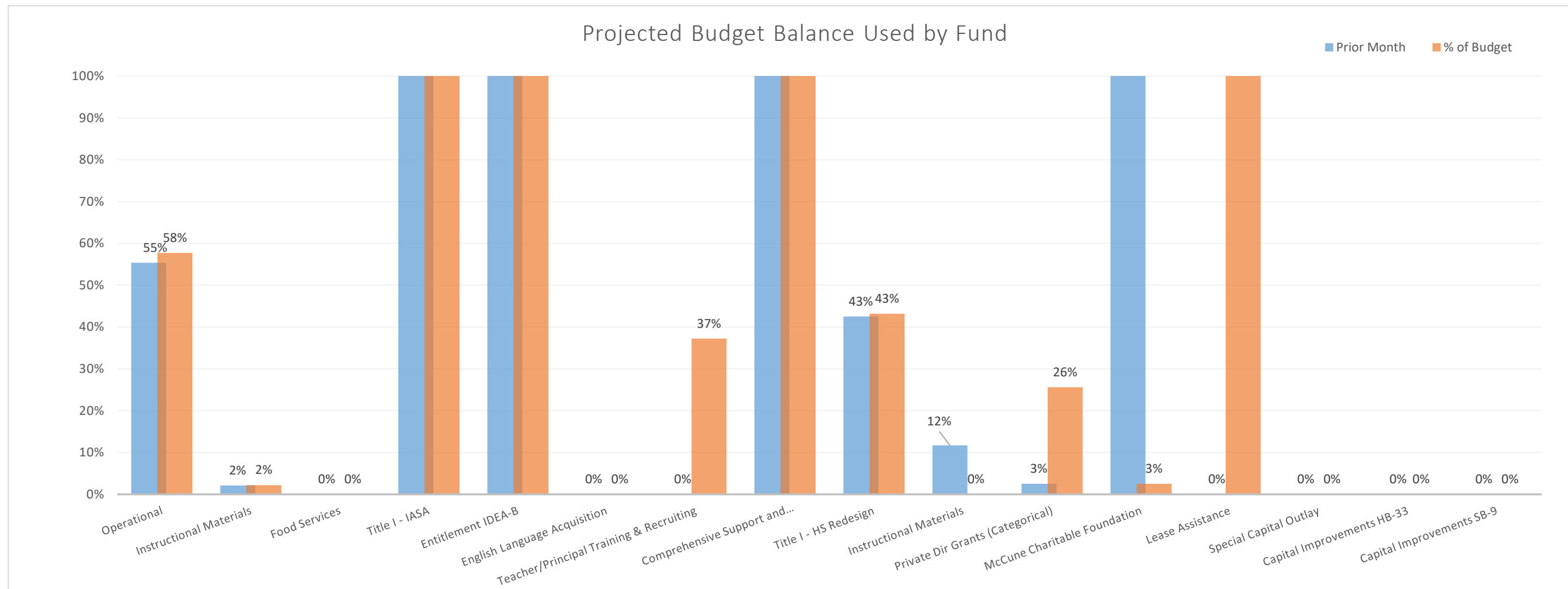
Check Payments By Fund Report

Accounting Cycle: FY19-20; Begin Date: 11/01/2019; End Date: 11/30/2019; Display Element Description: Fund; Check Type: [All]; Sort By Element: Fund; Account Code Expression: [All]; Created On: 12/18/2019 2:05:58 PM

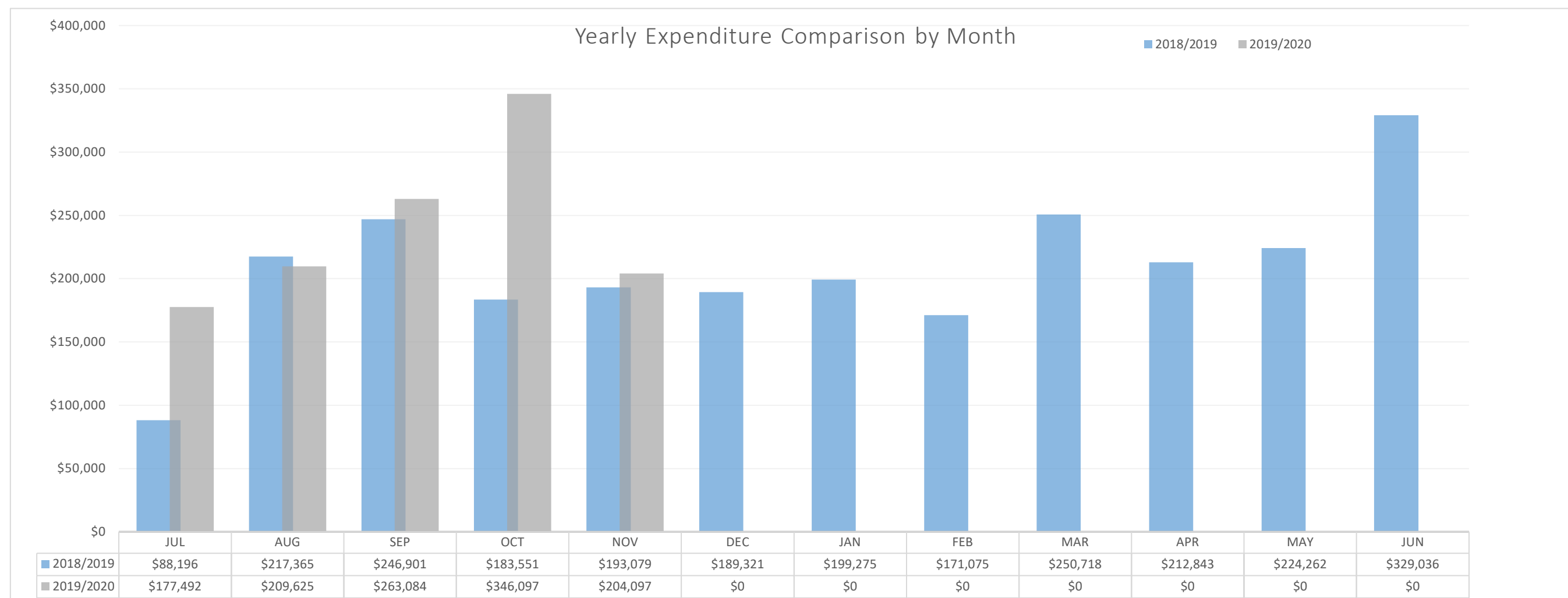
Description	Check Number	Check Type	Check Date	Payee	Fund	Account Code	Reason	Amount
Operational		Payroll Liability - Debit	11/7/2019	NMRHCA	Operational	11000-0000-23245-0000-001752-0000-00000	Liability Payment	\$3,169.78
Operational	3041	Warrant - Printed	11/7/2019	Unite Private Networks, LLC	Operational	11000-2600-54416-0000-001752-0000-00000	Internet Service	\$93.05
Operational	3042	Warrant - Printed	11/7/2019	Sherwin Williams Paints	Operational	11000-2600-56118-0000-001752-0000-00000	paint	\$205.78
Operational	3043	Warrant - Printed	11/7/2019	Saba Presley	Operational	11000-1000-55915-1010-001752-0000-00000	cross country coach	\$1,500.00
Operational	3044	Warrant - Printed	11/7/2019	Orkin Pest Control	Operational	11000-2600-55915-0000-001752-0000-00000	Pest control services	\$87.91
Operational	3045	Warrant - Printed	11/7/2019	Neopost USA Inc	Operational	11000-2400-53711-0000-001752-0000-00000	Postage Meter Services	\$243.16
Operational	3046	Warrant - Printed	11/7/2019	Monika Monje	Operational	11000-1000-53711-1010-001752-0000-00000		\$18.70
Operational	3047	Warrant - Printed	11/7/2019	Chavez Cleaning Service	Operational	11000-2600-55915-0000-001752-0000-00000	janitorial Services	\$2,353.83
Operational	3048	Warrant - Printed	11/7/2019	CES - Cooperative Education Service	Operational	11000-2100-53211-2000-001752-0000-00000	Diagnosticians	\$311.28
Operational	3048	Warrant - Printed	11/7/2019	CES - Cooperative Education Service	Operational	11000-2100-53212-2000-001752-0000-00000	Speech Therapist	\$226.98
Operational	3048	Warrant - Printed	11/7/2019	CES - Cooperative Education Service	Operational	11000-2100-53215-2000-001752-0000-00000	School Psychologist	\$49.98
Operational	3049	Warrant - Printed	11/7/2019	ACES - Assoc. of Charter School Education Services	Operational	11000-2500-53414-0000-001752-0000-00000	Business Management Services	\$4,489.76
Operational		Warrant - Debit	11/13/2019	InMotion Hosting, Inc.	Operational	11000-2600-54416-0000-001752-0000-00000	domain registration renewal	\$24.98
Operational	3050	Warrant - Printed	11/13/2019	Alice Training Institute, LLC	Operational	11000-1000-53330-1010-001752-0000-00000	ALICEinstructor Certification Training	\$105.00
Operational	3050	Warrant - Printed	11/13/2019	Alice Training Institute, LLC	Operational	11000-1000-53711-1010-001752-0000-00000	Annual subscription e learning fees	\$780.00
Operational	3051	Warrant - Printed	11/13/2019	CenturyLink Communications, LLC	Operational	11000-2600-54416-0000-001752-0000-00000	analog phone line elevator/fax	\$70.78
Operational	3052	Warrant - Printed	11/13/2019	CES - Cooperative Education Service	Operational	11000-2100-53211-2000-001752-0000-00000	Diagnostician	\$350.18
Operational	3052	Warrant - Printed	11/13/2019	CES - Cooperative Education Service	Operational	11000-2100-53212-2000-001752-0000-00000	Speech Therapist	\$259.40
Operational	3052	Warrant - Printed	11/13/2019	CES - Cooperative Education Service	Operational	11000-2100-53215-2000-001752-0000-00000	School Psychologist	\$357.50
Operational	3053	Warrant - Printed	11/13/2019	Culligan Bottled Water of Albuquerque	Operational	11000-2100-56118-0000-001752-0000-00000	15 Gallon Water Bottles - 6 monthly	\$95.25
Operational	3053	Warrant - Printed	11/13/2019	Culligan Bottled Water of Albuquerque	Operational	11000-2100-56118-0000-001752-0000-00000	Delivery Charge	\$2.25
Operational	3054	Warrant - Printed	11/13/2019	Matthews Fox, PC	Operational	11000-2300-53413-0000-001752-0000-00000	Legal services	\$2,792.27
Operational		Payroll Liability - Debit	11/14/2019	Internal Revenue Service	Operational	11000-0000-23141-0000-001752-0000-00000	Liability Payment	\$4,001.31
Operational		Payroll Liability - Debit	11/14/2019	Internal Revenue Service	Operational	11000-0000-23143-0000-001752-0000-00000	Liability Payment	\$6,223.44
Operational		Payroll Liability - Debit	11/14/2019	Internal Revenue Service	Operational	11000-0000-23144-0000-001752-0000-00000	Liability Payment	\$727.74
Operational		Payroll Liability - Debit	11/14/2019	NM Bank & Trust	Operational	11000-0000-23148-0000-001752-0000-00000	Liability Payment	\$34,357.25
Operational		Payroll Liability - Debit	11/14/2019	Internal Revenue Service	Operational	11000-0000-23154-0000-001752-0000-00000	Liability Payment	\$727.74
Operational	3223	Direct Deposit	11/15/2019	Archuleta, Leticia	Operational	11000-2300-51100-0000-001752-1111-00000	Paycheck	\$2,214.78
Operational	3224	Direct Deposit	11/15/2019	Atkins, Keith	Operational	11000-1000-51100-1010-001752-1411-00000	Paycheck	\$1,642.05
Operational	3225	Direct Deposit	11/15/2019	Bonner, Sienna	Operational	11000-1000-51100-1010-001752-1411-00000	Paycheck	\$789.68
Operational	3225	Direct Deposit	11/15/2019	Bonner, Sienna	Operational	11000-1000-51100-9000-001752-1618-60003	Paycheck	\$58.90
Operational	3225	Direct Deposit	11/15/2019	Bonner, Sienna	Operational	11000-2200-51100-0000-001752-1211-00000	Paycheck	\$863.94
Operational	3227	Direct Deposit	11/15/2019	Bussetti, Jessica	Operational	11000-2100-51100-0000-001752-1214-00000	Paycheck	\$1,403.26
Operational	3228	Direct Deposit	11/15/2019	De la Huerga, Mario	Operational	11000-2200-51100-0000-001752-1511-00000	Paycheck	\$1,899.67
Operational	3229	Direct Deposit	11/15/2019	Elliott-Kramer, Bridget	Operational	11000-1000-51100-1010-001752-1411-00000	Paycheck	\$1,467.61
Operational	3230	Direct Deposit	11/15/2019	Esparza, Eric	Operational	11000-1000-51100-1010-001752-1411-00000	Paycheck	\$1,167.76
Operational	3231	Direct Deposit	11/15/2019	LaVolpa, Kristen L	Operational	11000-1000-51100-1010-001752-1411-00000	Paycheck	\$2,111.05
Operational	3232	Direct Deposit	11/15/2019	Marquez, Jason	Operational	11000-1000-51100-1010-001752-1411-00000	Paycheck	\$1,371.35
Operational	3234	Direct Deposit	11/15/2019	Monje, Monika	Operational	11000-2300-51100-0000-001752-1114-00000	Paycheck	\$1,805.39
Operational	3235	Direct Deposit	11/15/2019	Mota, Viviana	Operational	11000-2400-51100-0000-001752-1217-00000	Paycheck	\$1,204.03
Operational	3235	Direct Deposit	11/15/2019	Mota, Viviana	Operational	11000-2400-51300-0000-001752-1217-00000	Paycheck	\$49.24
Operational	3237	Direct Deposit	11/15/2019	Olivas, Cinthya	Operational	11000-2300-51100-0000-001752-1217-00000	Paycheck	\$733.50
Operational	3238	Direct Deposit	11/15/2019	Pearson, Velinda	Operational	11000-2100-51100-0000-001752-1211-00000	Paycheck	\$1,990.45
Operational	3239	Direct Deposit	11/15/2019	Qassem, Omkulthoom	Operational	11000-1000-51100-1010-001752-1411-00000	Paycheck	\$1,312.83
Operational	3240	Direct Deposit	11/15/2019	Quinones-Suarez, Carolina	Operational	11000-2300-51100-0000-001752-1113-00000	Paycheck	\$1,758.38
Operational	3241	Direct Deposit	11/15/2019	Reno, Amber	Operational	11000-2200-51100-0000-001752-1211-00000	Paycheck	\$1,916.32
Operational	3243	Direct Deposit	11/15/2019	Shauger, Rob	Operational	11000-1000-51100-1010-001752-1411-00000	Paycheck	\$1,775.40
Operational	3244	Direct Deposit	11/15/2019	Siciliano, Steve	Operational	11000-1000-51100-2000-001752-1412-00000	Paycheck	\$721.69
Operational	3244	Direct Deposit	11/15/2019	Siciliano, Steve	Operational	11000-2100-51100-0000-001752-1211-00000	Paycheck	\$788.15
Operational	3245	Direct Deposit	11/15/2019	Vigil, David	Operational	11000-2500-51100-0000-001752-1115-00000	Paycheck	\$2,351.50
Operational	3246	Direct Deposit	11/15/2019	Yanez-Mota, Aylin L	Operational	11000-2500-51100-0000-001752-1220-00000	Paycheck	\$978.99
Operational	3247	Direct Deposit	11/15/2019	Zamudio, Omar	Operational	11000-1000-51100-1010-001752-1411-00000	Paycheck	\$1,981.33
Operational		Warrant - Credit	11/18/2019	Deluxe For Business	Operational	11000-2500-56118-0000-001752-0000-00000	check stock	\$407.16
Operational		Warrant - Debit	11/22/2019	Sam's Club	Operational	11000-2600-56211-0000-001752-0000-00000		\$49.01
Operational		Warrant - Debit	11/25/2019	PNM	Operational	11000-2600-54411-0000-001752-0000-00000	electric service	\$777.21
Operational	3055	Warrant - Printed	11/25/2019	Alarm Research Inc.	Operational	11000-2600-55915-0000-001752-0000-00000	Burglar Alarm Services	\$86.30
Operational	3056	Warrant - Printed	11/25/2019	Archuleta, Leticia	Operational	11000-2200-56118-0000-001752-0000-00000		\$47.99

Operational		3057	Warrant - Printed	11/25/2019	AssetGenie, Inc.	Operational	11000-1000-55915-1010-001752-0000-00000	General Repair of Chromebooks	\$148.00
Operational		3058	Warrant - Printed	11/25/2019	CES - Cooperative Education Service	Operational	11000-2100-53211-2000-001752-0000-00000	Diagnostician	\$149.15
Operational		3058	Warrant - Printed	11/25/2019	CES - Cooperative Education Service	Operational	11000-2100-53212-2000-001752-0000-00000	Speech Therapist	\$90.79
Operational		3058	Warrant - Printed	11/25/2019	CES - Cooperative Education Service	Operational	11000-2100-53215-2000-001752-0000-00000	School Psychologist	\$424.01
Operational		3059	Warrant - Printed	11/25/2019	Chyno, Ltd. Co.	Operational	11000-2600-54415-0000-001752-0000-00000	water sewer refuse	\$319.49
Operational		3061	Warrant - Printed	11/25/2019	Comnet Consulting, Inc.	Operational	11000-2500-55915-0000-001752-0000-00000	IT managed services	\$5,016.19
Operational		3062	Warrant - Printed	11/25/2019	De la Huerga, Mario	Operational	11000-2200-56118-0000-001752-0000-00000	Supplies for multiple projects.	\$167.34
Operational		3063	Warrant - Printed	11/25/2019	Jive Communications	Operational	11000-2600-54416-0000-001752-0000-00000	Phone Service (annual)	\$644.17
Operational		3064	Warrant - Printed	11/25/2019	MailFinance	Operational	11000-2500-55915-0000-001752-0000-00000	Postage Meter	\$187.02
Operational		3065	Warrant - Printed	11/25/2019	NM Gas Company	Operational	11000-2600-54412-0000-001752-0000-00000	gas service	\$70.16
Operational		3066	Warrant - Printed	11/25/2019	Shamrock Discount Janitor Supply	Operational	11000-2600-56118-0000-001752-0000-00000	janitorial supplies	\$391.52
Operational		3068	Warrant - Printed	11/25/2019	Sandia Office Supply, Inc	Operational	11000-1000-56118-1010-001752-0000-00000	school supplies	\$812.49
Operational		3069	Warrant - Printed	11/25/2019	Sandia Safe & Lock	Operational	11000-2600-55915-0000-001752-0000-00000	LOCKSMITH SERVICES	\$115.43
Operational			Payroll Liability - Debit	11/29/2019	Internal Revenue Service	Operational	11000-0000-23141-0000-001752-0000-00000	Liability Payment	\$3,581.65
Operational			Payroll Liability - Debit	11/29/2019	Internal Revenue Service	Operational	11000-0000-23143-0000-001752-0000-00000	Liability Payment	\$5,376.74
Operational			Payroll Liability - Debit	11/29/2019	Internal Revenue Service	Operational	11000-0000-23144-0000-001752-0000-00000	Liability Payment	\$628.73
Operational			Payroll Liability - Debit	11/29/2019	NM Bank & Trust	Operational	11000-0000-23148-0000-001752-0000-00000	Liability Payment	\$29,253.20
Operational			Payroll Liability - Debit	11/29/2019	Internal Revenue Service	Operational	11000-0000-23154-0000-001752-0000-00000	Liability Payment	\$628.73
Operational		3272	Direct Deposit	11/29/2019	Archuleta, Leticia	Operational	11000-2300-51100-0000-001752-1111-00000	Paycheck	\$2,222.72
Operational		3273	Direct Deposit	11/29/2019	Atkins, Keith	Operational	11000-1000-51100-1010-001752-1411-00000	Paycheck	\$1,638.79
Operational		3274	Direct Deposit	11/29/2019	Bonner, Sienna	Operational	11000-1000-51100-1010-001752-1411-00000	Paycheck	\$789.69
Operational		3274	Direct Deposit	11/29/2019	Bonner, Sienna	Operational	11000-1000-51100-9000-001752-1618-68003	Paycheck	\$118.90
Operational		3274	Direct Deposit	11/29/2019	Bonner, Sienna	Operational	11000-2200-51100-0000-001752-1211-00000	Paycheck	\$863.94
Operational		3276	Direct Deposit	11/29/2019	Bussetti, Jessica	Operational	11000-2100-51100-0000-001752-1214-00000	Paycheck	\$1,403.27
Operational		3277	Direct Deposit	11/29/2019	Esparza, Eric	Operational	11000-1000-51100-1010-001752-1411-00000	Paycheck	\$1,093.01
Operational		3278	Direct Deposit	11/29/2019	LaVolpa, Kristen L	Operational	11000-1000-51100-1010-001752-1411-00000	Paycheck	\$2,111.06
Operational		3279	Direct Deposit	11/29/2019	Marquez, Jason	Operational	11000-1000-51100-1010-001752-1411-00000	Paycheck	\$1,371.99
Operational		3281	Direct Deposit	11/29/2019	Monje, Monika	Operational	11000-2300-51100-0000-001752-1114-00000	Paycheck	\$1,805.74
Operational		3282	Direct Deposit	11/29/2019	Mota, Viviana	Operational	11000-2400-51100-0000-001752-1217-00000	Paycheck	\$1,204.04
Operational		3282	Direct Deposit	11/29/2019	Mota, Viviana	Operational	11000-2400-51300-0000-001752-1217-00000	Paycheck	\$49.24
Operational		3284	Direct Deposit	11/29/2019	Olivas, Cinthya	Operational	11000-2300-51100-0000-001752-1217-00000	Paycheck	\$566.23
Operational		3284	Direct Deposit	11/29/2019	Olivas, Cinthya	Operational	11000-2300-51200-0000-001752-1217-00000	Paycheck	\$66.23
Operational		3285	Direct Deposit	11/29/2019	Pearson, Velinda	Operational	11000-2100-51100-0000-001752-1211-00000	Paycheck	\$1,990.46
Operational		3286	Direct Deposit	11/29/2019	Qassem, Omkulthoom	Operational	11000-1000-51100-1010-001752-1411-00000	Paycheck	\$1,120.46
Operational		3287	Direct Deposit	11/29/2019	Quinones-Suarez, Carolina	Operational	11000-2300-51100-0000-001752-1113-00000	Paycheck	\$1,758.39
Operational		3288	Direct Deposit	11/29/2019	Reno, Amber	Operational	11000-2200-51100-0000-001752-1211-00000	Paycheck	\$2,060.85
Operational		3290	Direct Deposit	11/29/2019	Shauger, Rob	Operational	11000-1000-51100-1010-001752-1411-00000	Paycheck	\$1,243.94
Operational		3291	Direct Deposit	11/29/2019	Siciliano, Steve	Operational	11000-1000-51100-2000-001752-1412-00000	Paycheck	\$721.52
Operational		3291	Direct Deposit	11/29/2019	Siciliano, Steve	Operational	11000-2100-51100-0000-001752-1211-00000	Paycheck	\$787.97
Operational		3292	Direct Deposit	11/29/2019	Vigil, David	Operational	11000-2500-51100-0000-001752-1115-00000	Paycheck	\$2,342.63
Operational		3293	Direct Deposit	11/29/2019	Zamudio, Omar	Operational	11000-1000-51100-1010-001752-1411-00000	Paycheck	\$1,982.13
Title I - IASA			Payroll Liability - Debit	11/7/2019	NMRHCA	Title I - IASA	24101-0000-23245-0000-001752-0000-00000	Liability Payment	\$232.00
Title I - IASA			Payroll Liability - Debit	11/14/2019	Internal Revenue Service	Title I - IASA	24101-0000-23141-0000-001752-0000-00000	Liability Payment	\$222.11
Title I - IASA			Payroll Liability - Debit	11/14/2019	Internal Revenue Service	Title I - IASA	24101-0000-23143-0000-001752-0000-00000	Liability Payment	\$445.28
Title I - IASA			Payroll Liability - Debit	11/14/2019	Internal Revenue Service	Title I - IASA	24101-0000-23144-0000-001752-0000-00000	Liability Payment	\$52.07
Title I - IASA			Payroll Liability - Debit	11/14/2019	NM Bank & Trust	Title I - IASA	24101-0000-23148-0000-001752-0000-00000	Liability Payment	\$2,560.02
Title I - IASA			Payroll Liability - Debit	11/14/2019	Internal Revenue Service	Title I - IASA	24101-0000-23154-0000-001752-0000-00000	Liability Payment	\$52.07
Title I - IASA		3226	Direct Deposit	11/15/2019	Birmingham, Younhee	Title I - IASA	24101-1000-51100-1010-001752-1411-00000	Paycheck	\$1,323.22
Title I - IASA		3236	Direct Deposit	11/15/2019	Moulton, Alyse	Title I - IASA	24101-2100-51100-0000-001752-1214-00000	Paycheck	\$1,236.80
Title I - IASA			Payroll Liability - Debit	11/29/2019	Internal Revenue Service	Title I - IASA	24101-0000-23141-0000-001752-0000-00000	Liability Payment	\$222.15
Title I - IASA			Payroll Liability - Debit	11/29/2019	Internal Revenue Service	Title I - IASA	24101-0000-23143-0000-001752-0000-00000	Liability Payment	\$445.32
Title I - IASA			Payroll Liability - Debit	11/29/2019	Internal Revenue Service	Title I - IASA	24101-0000-23144-0000-001752-0000-00000	Liability Payment	\$52.07
Title I - IASA			Payroll Liability - Debit	11/29/2019	NM Bank & Trust	Title I - IASA	24101-0000-23148-0000-001752-0000-00000	Liability Payment	\$2,560.30
Title I - IASA			Payroll Liability - Debit	11/29/2019	Internal Revenue Service	Title I - IASA	24101-0000-23154-0000-001752-0000-00000	Liability Payment	\$52.07
Title I - IASA		3275	Direct Deposit	11/29/2019	Birmingham, Younhee	Title I - IASA	24101-1000-51100-1010-001752-1411-00000	Paycheck	\$1,323.49
Title I - IASA		3283	Direct Deposit	11/29/2019	Moulton, Alyse	Title I - IASA	24101-2100-51100-0000-001752-1214-00000	Paycheck	\$1,236.81
Entitlement IDEA-B			Payroll Liability - Debit	11/7/2019	NMRHCA	Entitlement IDEA-B	24106-0000-23245-0000-001752-0000-00000	Liability Payment	\$146.26
Entitlement IDEA-B			Payroll Liability - Debit	11/14/2019	Internal Revenue Service	Entitlement IDEA-B	24106-0000-23141-0000-001752-0000-00000	Liability Payment	\$141.64
Entitlement IDEA-B			Payroll Liability - Debit	11/14/2019	Internal Revenue Service	Entitlement IDEA-B	24106-0000-23143-0000-001752-0000-00000	Liability Payment	\$302.26
Entitlement IDEA-B			Payroll Liability - Debit	11/14/2019	Internal Revenue Service	Entitlement IDEA-B	24106-0000-23144-0000-001752-0000-00000	Liability Payment	\$35.34
Entitlement IDEA-B			Payroll Liability - Debit	11/14/2019	NM Bank & Trust	Entitlement IDEA-B	24106-0000-23148-0000-001752-0000-00000	Liability Payment	\$1,755.78
Entitlement IDEA-B			Payroll Liability - Debit	11/14/2019	Internal Revenue Service	Entitlement IDEA-B	24106-0000-23154-0000-001752-0000-00000	Liability Payment	\$35.34
Entitlement IDEA-B		3233	Direct Deposit	11/15/2019	Meek, Wendy	Entitlement IDEA-B	24106-1000-51100-2000-001752-1412-00000	Paycheck	\$1,755.78

Health Leadership High School Expenditure Analytical Review As of November 30, 2019

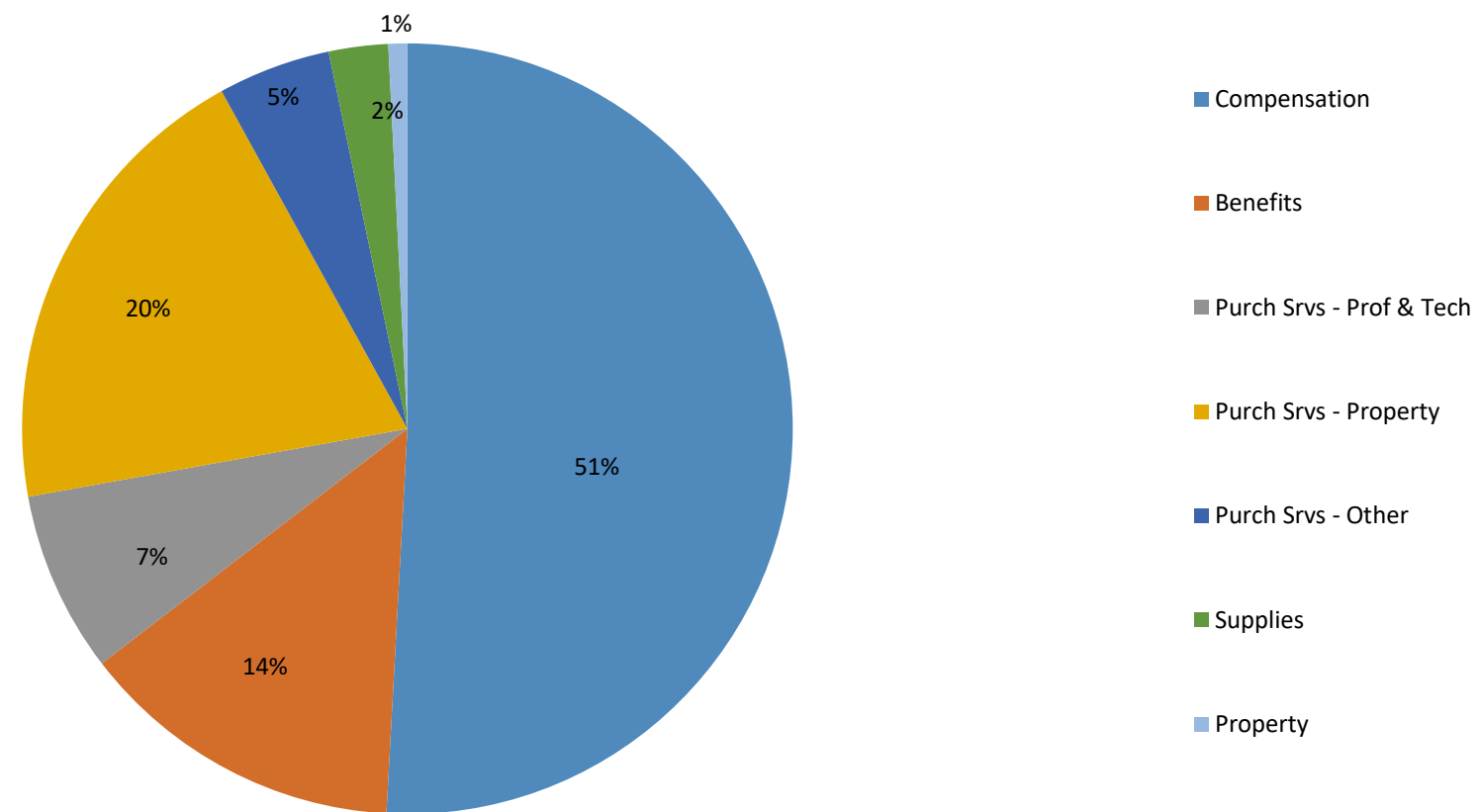


Note: Operational decrease for 40th day student count is not reflected in graphs. Will be included when final funded SEG is released by PED.



Health Leadership High School Expenditure Analytical Review As of November 30, 2019

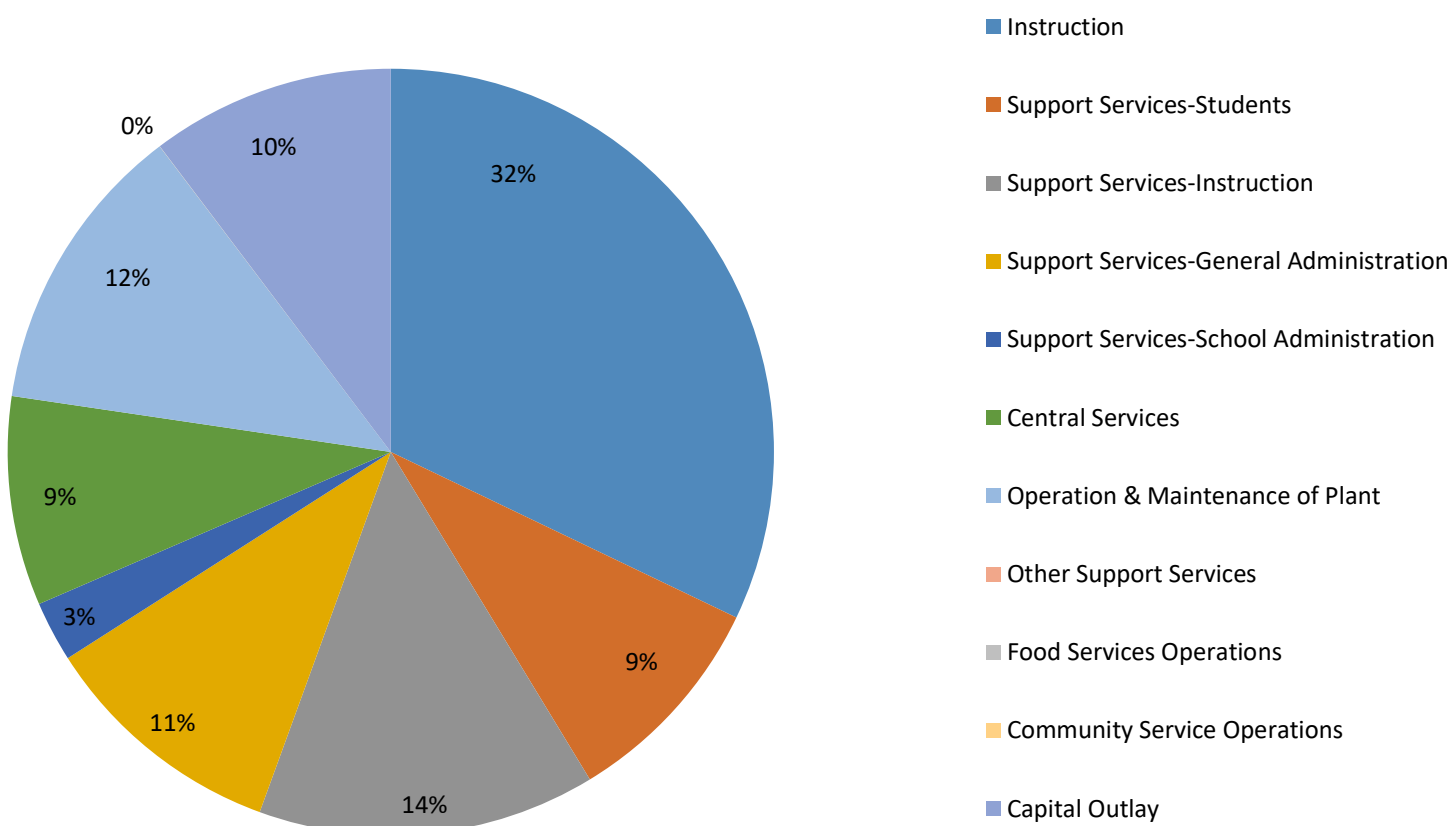
FY2020 Exp YTD & Enc by Object Code



Compensation: amounts paid to permanent and temporary employees.
Benefits: medical, dental, vision, disability, unemployment, etc.
Purch Svcs - Prof & Tech: ancillary, training, auditors, attorneys, accounting.
Purch Svcs - Property: maintenance & repair, utilities, lease, etc.
Purch Svcs - Other: liability insurance, advertising, travel, non-professional services.
Supplies: office, testing, textbook, food, software, etc.
Property: fixed assets, property purchase.
Debt Svc & Misc: penalties, emergency reserve, etc.

Note:

FY2020 Exp YTD & Enc by Function



1000 - Instruction: direct classroom related expenditures.
2100 - Support Services - Student: special education, school counselor, attendance, student records.
2200 - Support Services - Instruction: testing and library
2300 - Administration: auditors, legal, and governance council
2400 - School Administration: principal's office
2500 - Central Services: business office and administrative technology
2600 - Operation & Maintenance: custodial, maintenance, security, and safety
3100 - Food Services: food services operations
4000 - Capital: Lease Assistance, HB-33, and SB-9 allocations.

Note:

Health Leadership High School

Statement of Revenues and Expenditures and Change in Fund Balance

Cycle: FY19-20; Fund Class: [All]; Fund Columns: [All Non-Zero Funds]; Account Code Expression: [All]; Include Element Value: Yes; Revenue Element: Function; Expenditure Element: Function; Begin Date: 11/01/2019; End Date: 11/30/2019

Description	11000 - Operational	24101 - Title I - IASA	24106 - Entitlement IDEA-	24190 - Comprehensive	24191 - Title I - HS Redesign
0000 - Revenue/Balance Sheet	\$251,551.00	\$0.00	\$0.00	\$0.00	\$7,650.00
Total Revenue	\$251,551.00	\$0.00	\$0.00	\$0.00	\$7,650.00
1000 - Instruction	\$58,628.73	\$5,388.58	\$6,056.99	\$0.00	\$4,350.00
2100 - Support Services-Students	\$18,219.70	\$5,020.49	\$0.00	\$0.00	\$0.00
2200 - Support Services-Instruction	\$15,709.94	\$0.00	\$0.00	\$8,913.78	\$0.00
2300 - Support Services-General Administration	\$31,030.19	\$0.00	\$0.00	\$0.00	\$0.00
2400 - Support Services-School Administration	\$4,826.55	\$0.00	\$0.00	\$0.00	\$0.00
2500 - Central Services	\$22,272.27	\$0.00	\$0.00	\$0.00	\$0.00
2600 - Operation & Maintenance of Plant	\$5,289.62	\$0.00	\$0.00	\$0.00	\$0.00
4000 - Capital Outlay	\$0.00	\$0.00	\$0.00	\$0.00	\$0.00
Total Expenditure	\$155,977.00	\$10,409.07	\$6,056.99	\$8,913.78	\$4,350.00
Total Other Financing Sources (Uses)	\$0.00	\$0.00	\$0.00	\$0.00	\$0.00
Excess (deficiency) of revenues and other financing sources over expenditures and other financing uses	\$95,574.00	(\$10,409.07)	(\$6,056.99)	(\$8,913.78)	\$3,300.00
Fund Balance, Beginning of year	\$1,284,149.03	\$0.00	\$0.00	\$0.00	\$0.00
Fund Balance, End of year	\$1,379,723.03	(\$10,409.07)	(\$6,056.99)	(\$8,913.78)	\$3,300.00

27109 - Instructional Materials	29102 - Private Dir Grants (Categ	31200 - Public School Capital Out	31600 - Capital Improvements HB-	31701 - Capital Improvements SB-	Total
\$0.00	\$750.00	\$0.00	\$258.43	\$131.75	\$260,341.18
\$0.00	\$750.00	\$0.00	\$258.43	\$131.75	\$260,341.18
\$100.00	\$32.96	\$0.00	\$0.00	\$0.00	\$74,557.26
\$0.00	\$0.00	\$0.00	\$0.00	\$0.00	\$23,240.19
\$0.00	\$0.00	\$0.00	\$0.00	\$0.00	\$24,623.72
\$0.00	\$0.00	\$0.00	\$0.00	\$0.00	\$31,030.19
\$0.00	\$0.00	\$0.00	\$0.00	\$0.00	\$4,826.55
\$0.00	\$0.00	\$0.00	\$0.00	\$0.00	\$22,272.27
\$0.00	\$0.00	\$0.00	\$0.00	\$0.00	\$5,289.62
\$0.00	\$0.00	\$18,256.91	\$0.00	\$0.00	\$18,256.91
\$100.00	\$32.96	\$18,256.91	\$0.00	\$0.00	\$204,096.71
\$0.00	\$0.00	\$0.00	\$0.00	\$0.00	\$0.00
(\$100.00)	\$717.04	(\$18,256.91)	\$258.43	\$131.75	\$56,244.47
\$0.00	\$90,543.21	\$0.00	\$309,674.57	\$212,544.20	\$1,896,911.01
(\$100.00)	\$91,260.25	(\$18,256.91)	\$309,933.00	\$212,675.95	\$1,953,155.48

Revenue

Health Leadership High School Account Summary Report

Cycle: FY19-20; Begin Date: 10/01/2019; End Date: 10/31/2019; Account Type: Revenue; Subtotal Elements: Fund; Filter: [All]; Subtotal By Account Type: Yes; Include Unposted Transactions: No; Created On: 12/18/2019 2:32:31 PM

Account Code	Description	Actual (Date Range)	Budget (YTD)	Actual (YTD)	Encumbrance (YTD)	Available (YTD)	% of Budget
11000-0000-41701-0000-001752-0000-00000	Operational-Fees - Activities	(\$1,007.00)	(\$4,000.00)	(\$1,979.00)	\$0.00	(\$2,021.00)	49.47
11000-0000-41701-0000-001752-0000-60003	Operational-Fees - Activities	\$0.00	\$0.00	(\$150.00)	\$0.00	\$150.00	0.00
11000-0000-41705-0000-001752-0000-00000	Operational-Fees - Users	\$0.00	(\$500.00)	\$0.00	\$0.00	(\$500.00)	0.00
11000-0000-41920-0000-001752-0000-00000	Operational-Contributions/Donations - Private Sources (Non Categorical)	(\$1.80)	\$0.00	(\$8.10)	\$0.00	\$8.10	0.00
11000-0000-41980-0000-001752-0000-00000	Operational-Refund of Prior Year's Expenditures	(\$319.86)	\$0.00	(\$2,070.09)	\$0.00	\$2,070.09	0.00
11000-0000-43101-0000-001752-0000-00000	State Equalization Guarantee	(\$251,164.20)	(\$3,028,649.00)	(\$993,497.54)	\$0.00	(\$2,035,151.46)	32.80
Subtotal of Element: Revenue		(\$252,492.86)	(\$3,033,149.00)	(\$997,704.73)	\$0.00	(\$2,035,444.27)	32.89
Subtotal of Element: [Fund] 11000 - Operational		(\$252,492.86)	(\$3,033,149.00)	(\$997,704.73)	\$0.00	(\$2,035,444.27)	32.89
14000-0000-43207-0000-001752-0000-00000	Instructional Materials-Instructional Materials - Credit	\$0.00	\$0.00	(\$2,183.26)	\$0.00	\$2,183.26	0.00
Subtotal of Element: Revenue		\$0.00	\$0.00	(\$2,183.26)	\$0.00	\$2,183.26	0.00
Subtotal of Element: [Fund] 14000 - Instructional Materials		\$0.00	\$0.00	(\$2,183.26)	\$0.00	\$2,183.26	0.00
21000-0000-44500-0000-001752-0000-00000	Food Services-Restricted Grants - Federal Flow-through	\$0.00	(\$60,000.00)	(\$5,930.10)	\$0.00	(\$54,069.90)	9.88
Subtotal of Element: Revenue		\$0.00	(\$60,000.00)	(\$5,930.10)	\$0.00	(\$54,069.90)	9.88
Subtotal of Element: [Fund] 21000 - Food Services		\$0.00	(\$60,000.00)	(\$5,930.10)	\$0.00	(\$54,069.90)	9.88
24101-0000-41924-0000-001752-0000-00000	Title I - IASA-Flow-through Grants From Districts to Charter Schools	\$0.00	(\$49,485.00)	\$0.00	\$0.00	(\$49,485.00)	0.00
Subtotal of Element: Revenue		\$0.00	(\$49,485.00)	\$0.00	\$0.00	(\$49,485.00)	0.00
Subtotal of Element: [Fund] 24101 - Title I - IASA		\$0.00	(\$49,485.00)	\$0.00	\$0.00	(\$49,485.00)	0.00
24106-0000-41924-0000-001752-0000-00000	Entitlement IDEA-B-Flow-through Grants From Districts to Charter Schools	\$0.00	(\$44,677.00)	\$0.00	\$0.00	(\$44,677.00)	0.00
Subtotal of Element: Revenue		\$0.00	(\$44,677.00)	\$0.00	\$0.00	(\$44,677.00)	0.00
Subtotal of Element: [Fund] 24106 - Entitlement IDEA-B		\$0.00	(\$44,677.00)	\$0.00	\$0.00	(\$44,677.00)	0.00
24153-0000-41924-0000-001752-0000-00000	English Language Acquisition-Flow-through Grants From Districts to Charter Schools	\$0.00	(\$1,500.00)	\$0.00	\$0.00	(\$1,500.00)	0.00
Subtotal of Element: Revenue		\$0.00	(\$1,500.00)	\$0.00	\$0.00	(\$1,500.00)	0.00
Subtotal of Element: [Fund] 24153 - English Language Acquisition		\$0.00	(\$1,500.00)	\$0.00	\$0.00	(\$1,500.00)	0.00
24154-0000-41924-0000-001752-0000-00000	Teacher/Principal Training & Recruiting-Flow-through Grants From Districts to Charter Schools	\$0.00	(\$13,369.00)	\$0.00	\$0.00	(\$13,369.00)	0.00
Subtotal of Element: Revenue		\$0.00	(\$13,369.00)	\$0.00	\$0.00	(\$13,369.00)	0.00
Subtotal of Element: [Fund] 24154 - Teacher/Principal Training & Recruiting		\$0.00	(\$13,369.00)	\$0.00	\$0.00	(\$13,369.00)	0.00
24190-0000-41924-0000-001752-0000-00000	Comprehensive Support and Improvement (CSI)-Flow-through Grants From Districts to Charter Schools	\$0.00	(\$35,437.00)	\$0.00	\$0.00	(\$35,437.00)	0.00
Subtotal of Element: Revenue		\$0.00	(\$35,437.00)	\$0.00	\$0.00	(\$35,437.00)	0.00
Subtotal of Element: [Fund] 24190 - Comprehensive Support and Improvement (CSI)		\$0.00	(\$35,437.00)	\$0.00	\$0.00	(\$35,437.00)	0.00
24191-0000-41924-0000-001752-0000-00000	Title I - HS Redesign-Flow-through Grants From Districts to Charter Schools	(\$10,974.30)	(\$150,000.00)	(\$10,974.30)	\$0.00	(\$139,025.70)	7.31

Subtotal of Element: Revenue		(\$10,974.30)	(\$150,000.00)	(\$10,974.30)	\$0.00	(\$139,025.70)	7.32
Subtotal of Element: [Fund] 24191 - Title I - HS Redesign		(\$10,974.30)	(\$150,000.00)	(\$10,974.30)	\$0.00	(\$139,025.70)	7.32
27109-0000-43202-0000-001752-0000-00000	Instructional Materials-State Flow-through Grant	\$0.00	\$0.00	(\$24,431.87)	\$0.00	\$24,431.87	0.00
Subtotal of Element: Revenue		\$0.00	\$0.00	(\$24,431.87)	\$0.00	\$24,431.87	0.00
Subtotal of Element: [Fund] 27109 - Instructional Materials		\$0.00	\$0.00	(\$24,431.87)	\$0.00	\$24,431.87	0.00
29102-0000-41920-0000-001752-0000-00000	Private Dir Grants (Categorical)- Contributions/Donations - Private Sources (Non Categorical)	\$0.00	\$0.00	(\$5,000.00)	\$0.00	\$5,000.00	0.00
Subtotal of Element: Revenue		\$0.00	\$0.00	(\$5,000.00)	\$0.00	\$5,000.00	0.00
Subtotal of Element: [Fund] 29102 - Private Dir Grants (Categorical)		\$0.00	\$0.00	(\$5,000.00)	\$0.00	\$5,000.00	0.00
31400-0000-43202-0000-001752-0000-00000	Special Capital Outlay-State-State Flow-through Grant	\$0.00	(\$100,000.00)	\$0.00	\$0.00	(\$100,000.00)	0.00
Subtotal of Element: Revenue		\$0.00	(\$100,000.00)	\$0.00	\$0.00	(\$100,000.00)	0.00
Subtotal of Element: [Fund] 31400 - Special Capital Outlay-State		\$0.00	(\$100,000.00)	\$0.00	\$0.00	(\$100,000.00)	0.00
31600-0000-41110-0000-001752-0000-00000	Capital Improvements HB-33-Ad Valorem Taxes - School District	(\$205.72)	\$0.00	(\$3,849.29)	\$0.00	\$3,849.29	0.00
Subtotal of Element: Revenue		(\$205.72)	\$0.00	(\$3,849.29)	\$0.00	\$3,849.29	0.00
Subtotal of Element: [Fund] 31600 - Capital Improvements HB-33		(\$205.72)	\$0.00	(\$3,849.29)	\$0.00	\$3,849.29	0.00
31700-0000-43204-0000-001752-0000-00000	Capital Improvements SB-9-Prior Year Balances	\$0.00	(\$4,443.00)	\$0.00	\$0.00	(\$4,443.00)	0.00
Subtotal of Element: Revenue		\$0.00	(\$4,443.00)	\$0.00	\$0.00	(\$4,443.00)	0.00
Subtotal of Element: [Fund] 31700 - Capital Improvements SB-9		\$0.00	(\$4,443.00)	\$0.00	\$0.00	(\$4,443.00)	0.00
31701-0000-41110-0000-001752-0000-00000	Capital Improvements SB-9 Local-Ad Valorem Taxes - School District	(\$103.33)	\$0.00	(\$1,915.86)	\$0.00	\$1,915.86	0.00
Subtotal of Element: Revenue		(\$103.33)	\$0.00	(\$1,915.86)	\$0.00	\$1,915.86	0.00
Subtotal of Element: [Fund] 31701 - Capital Improvements SB-9 Local		(\$103.33)	\$0.00	(\$1,915.86)	\$0.00	\$1,915.86	0.00
Grand Total		(\$263,776.21)	(\$3,492,060.00)	(\$1,051,989.41)	\$0.00	(\$2,440,070.59)	30.13

Expenditures

Health Leadership High School

Account Summary Report

Cycle: FY19-20; Begin Date: 11/01/2019; End Date: 11/30/2019; Account Type: Expenditure; Subtotal Elements: Fund,Function; Filter: [All]; Subtotal By Account Type: Yes; Include Unposted Transactions: No; Created On: 12/18/2019

2:38:05 PM

Account Code	Description	Actual (Date Range)	Budget (YTD)	Actual (YTD)	Encumbrance (YTD)	Available (YTD)	% of Budget
11000-1000-51100-0000-001752-1612-00000	Operational-Salaries Expense	\$0.00	\$9,000.00	\$427.70	\$0.00	\$8,572.30	4.75
11000-1000-51100-1010-001752-1411-00000	Salaries Expense: Teachers-Grades 1-12	\$38,364.44	\$615,716.00	\$177,495.79	\$324,381.58	\$113,838.63	28.82
11000-1000-51100-1010-001752-1412-00000	Operational-Salaries Expense	\$0.00	\$0.00	\$0.00	\$58,502.00	(\$58,502.00)	0.00
11000-1000-51100-2000-001752-1412-00000	Salaries Expense: Teachers- Special Education	\$2,441.76	\$30,079.00	\$10,987.92	\$18,313.08	\$778.00	36.53
11000-1000-51100-9000-001752-1612-00000	Operational-Salaries Expense	\$0.00	\$0.00	\$390.00	\$4,792.38	(\$5,182.38)	0.00
11000-1000-51100-9000-001752-1618-60003	Operational-Salaries Expense	\$181.82	\$0.00	\$636.37	\$5,363.63	(\$6,000.00)	0.00
11000-1000-51300-9000-001752-1618-00000	Operational-Additional Compensation	\$0.00	\$4,000.00	\$0.00	\$0.00	\$4,000.00	0.00
11000-1000-52111-0000-001752-0000-00000	Educational Retirement	\$5,774.07	\$96,400.00	\$26,786.12	\$42,715.36	\$26,898.52	27.78
11000-1000-52111-0000-001752-0000-60003	Operational-Educational Retirement	\$25.72	\$0.00	\$90.02	\$192.89	(\$282.91)	0.00
11000-1000-52111-1010-001752-1411-00000	Operational-Educational Retirement	\$0.00	\$0.00	\$3.34	\$0.00	(\$3.34)	0.00
11000-1000-52112-0000-001752-0000-00000	ERA - Retiree Health	\$835.63	\$19,036.00	\$3,789.23	\$5,930.77	\$9,316.00	19.90
11000-1000-52112-0000-001752-0000-60003	Operational-ERA - Retiree Health	\$3.64	\$0.00	\$12.74	\$27.30	(\$40.04)	0.00
11000-1000-52210-0000-001752-0000-00000	FICA Payments	\$2,360.86	\$47,039.00	\$11,102.01	\$17,904.70	\$18,032.29	23.60
11000-1000-52210-0000-001752-0000-60003	Operational-FICA Payments	\$10.90	\$0.00	\$38.15	\$81.76	(\$119.91)	0.00
11000-1000-52220-0000-001752-0000-00000	Medicare Payments	\$552.13	\$15,044.00	\$2,596.43	\$4,187.10	\$8,260.47	17.25
11000-1000-52220-0000-001752-0000-60003	Operational-Medicare Payments	\$2.54	\$0.00	\$8.89	\$19.05	(\$27.94)	0.00
11000-1000-52311-0000-001752-0000-00000	Health and Medical Premiums	\$4,268.80	\$80,944.00	\$24,290.49	\$21,002.52	\$35,650.99	30.00
11000-1000-52311-0000-001752-0000-60003	Operational-Health and Medical Premiums	\$9.12	\$0.00	\$31.78	\$68.40	(\$100.18)	0.00
11000-1000-52312-0000-001752-0000-00000	Life	\$42.00	\$793.00	\$179.68	\$276.28	\$337.04	22.65
11000-1000-52312-0000-001752-0000-60003	Operational-Life	\$0.16	\$0.00	\$0.56	\$1.20	(\$1.76)	0.00
11000-1000-52313-0000-001752-0000-00000	Dental	\$203.27	\$6,587.00	\$849.87	\$1,083.12	\$4,654.01	12.90
11000-1000-52314-0000-001752-0000-00000	Vision	\$28.76	\$1,382.00	\$98.35	\$150.23	\$1,133.42	7.11
11000-1000-52314-0000-001752-0000-60003	Operational-Vision	\$0.12	\$0.00	\$0.42	\$0.90	(\$1.32)	0.00
11000-1000-52315-0000-001752-0000-00000	Disability	\$16.63	\$1,298.00	\$68.23	\$202.84	\$1,026.93	5.25
11000-1000-52500-0000-001752-0000-00000	Unemployment Compensation	\$134.66	\$14,425.00	\$579.45	\$978.62	\$12,866.93	4.01
11000-1000-52500-0000-001752-0000-60003	Operational-Unemployment Compensation	\$0.60	\$0.00	\$2.10	\$4.50	(\$6.60)	0.00
11000-1000-52710-0000-001752-0000-00000	Workers Compensation Premium	\$0.00	\$5,770.00	\$0.00	\$0.00	\$5,770.00	0.00
11000-1000-52720-0000-001752-0000-00000	Workers Compensation Employer's Fee	\$6.89	\$272.00	\$54.30	\$45.74	\$171.96	19.96
11000-1000-52720-0000-001752-0000-60003	Operational-Workers Compensation Employer's Fee	\$0.02	\$0.00	\$0.07	\$0.15	(\$0.22)	0.00
11000-1000-53330-1010-001752-0000-00000	Operational-Professional Development	\$105.00	\$0.00	\$105.00	\$0.00	(\$105.00)	0.00
11000-1000-53711-1010-001752-0000-00000	Operational-Other Charges	\$798.70	\$8,801.00	\$1,652.26	\$1,967.69	\$5,181.05	18.77
11000-1000-53711-9000-001752-0000-60003	Operational-Other Charges	\$0.00	\$0.00	\$100.00	\$0.00	(\$100.00)	0.00
11000-1000-55817-1010-001752-0000-00000	Operational-Student Travel	\$0.00	\$8,554.00	\$0.00	\$160.00	\$8,394.00	0.00
11000-1000-55915-1010-001752-0000-00000	Operational-Other Contract Services	\$1,648.00	\$10,084.00	\$3,365.06	\$9,302.44	(\$2,583.50)	33.37
11000-1000-56113-1010-001752-0000-00000	Operational-Software	\$0.00	\$9,780.00	\$11,297.50	\$11,297.50	(\$12,815.00)	115.51
11000-1000-56118-1010-001752-0000-00000	Operational-General Supplies and Materials	\$812.49	\$30,067.00	\$6,782.48	\$739.81	\$22,544.71	22.55
11000-1000-56118-9000-001752-0000-60003	Operational-General Supplies and Materials	\$0.00	\$0.00	\$513.00	\$1,075.00	(\$1,588.00)	0.00
11000-1000-57332-1010-001752-0000-00000	Operational-Supply Assets (\$5,000 or Less)	\$0.00	\$26,735.00	\$3,300.92	\$1,249.08	\$22,185.00	12.34
Subtotal of Element: Expenditure		\$58,628.73	\$1,041,806.00	\$287,636.23	\$532,017.62	\$222,152.15	27.61
Subtotal of Element: [Function] 1000 - Instruction		\$58,628.73	\$1,041,806.00	\$287,636.23	\$532,017.62	\$222,152.15	27.61

11000-2100-51100-0000-001752-1211-00000	Salaries Expense: Coordinator/Subject Matter Specialist	\$8,821.96	\$105,526.00	\$33,543.52	\$66,164.81	\$5,817.67	31.78
11000-2100-51100-0000-001752-1214-00000	Salaries Expense: Guidance Counselors/Social Workers	\$3,750.00	\$52,588.00	\$11,250.00	\$33,750.00	\$7,588.00	21.39
11000-2100-51100-0000-001752-1215-00000	Operational-Salaries Expense	\$0.00	\$30,146.00	\$0.00	\$0.00	\$30,146.00	0.00
11000-2100-51100-0000-001752-1218-00000	Operational-Salaries Expense	\$0.00	\$33,000.00	\$0.00	\$0.00	\$33,000.00	0.00
11000-2100-51100-2000-001752-1214-00000	Operational-Salaries Expense	\$0.00	\$53,532.00	\$0.00	\$0.00	\$53,532.00	0.00
11000-2100-52111-0000-001752-0000-00000	Educational Retirement	\$1,778.94	\$38,883.00	\$6,338.32	\$13,949.25	\$18,595.43	16.30
11000-2100-52112-0000-001752-0000-00000	ERA - Retiree Health	\$251.42	\$5,496.00	\$895.79	\$1,971.48	\$2,628.73	16.29
11000-2100-52210-0000-001752-0000-00000	FICA Payments	\$767.11	\$17,037.00	\$2,722.05	\$6,102.36	\$8,212.59	15.97
11000-2100-52220-0000-001752-0000-00000	Medicare Payments	\$179.42	\$3,984.00	\$636.64	\$1,427.21	\$1,920.15	15.97
11000-2100-52311-0000-001752-0000-00000	Health and Medical Premiums	\$290.66	\$36,089.00	\$1,294.86	\$2,034.62	\$32,759.52	3.58
11000-2100-52312-0000-001752-0000-00000	Life	\$11.86	\$302.00	\$41.62	\$85.37	\$175.01	13.78
11000-2100-52313-0000-001752-0000-00000	Dental	\$8.12	\$2,509.00	\$38.25	\$59.36	\$2,411.39	1.52
11000-2100-52314-0000-001752-0000-00000	Vision	\$0.00	\$527.00	\$0.00	\$0.00	\$527.00	0.00
11000-2100-52315-0000-001752-0000-00000	Disability	\$0.00	\$494.00	\$0.00	\$0.00	\$494.00	0.00
11000-2100-52500-0000-001752-0000-00000	Unemployment Compensation	\$41.50	\$5,793.00	\$147.86	\$325.42	\$5,319.72	2.55
11000-2100-52710-0000-001752-0000-00000	Workers Compensation Premium	\$0.00	\$2,198.00	\$0.00	\$0.00	\$2,198.00	0.00
11000-2100-52720-0000-001752-0000-00000	Workers Compensation Employer's Fee	\$1.94	\$95.00	\$6.81	\$14.18	\$74.01	7.16
11000-2100-53211-2000-001752-0000-00000	Diagnosticians - Contracted	\$810.61	\$10,612.00	\$1,845.04	\$8,654.96	\$112.00	17.38
11000-2100-53212-2000-001752-0000-00000	Speech Therapists - Contracted	\$577.17	\$11,163.00	\$1,948.68	\$3,951.32	\$5,263.00	17.45
11000-2100-53215-2000-001752-0000-00000	Operational-Psychologists/Counselors - Contracted	\$831.49	\$0.00	\$831.49	\$499.51	(\$1,331.00)	0.00
11000-2100-53330-2000-001752-0000-00000	Operational-Professional Development	\$0.00	\$1,000.00	\$0.00	\$0.00	\$1,000.00	0.00
11000-2100-55915-0000-001752-0000-00000	Operational-Other Contract Services	\$0.00	\$2,833.00	\$650.00	\$1,410.00	\$773.00	22.94
11000-2100-56118-0000-001752-0000-00000	General Supplies and Materials	\$97.50	\$1,960.00	\$240.20	\$88.50	\$1,631.30	12.25
Subtotal of Element: Expenditure		\$18,219.70	\$415,767.00	\$62,431.13	\$140,488.35	\$212,847.52	15.02
Subtotal of Element: [Function] 2100 - Support Services-Students		\$18,219.70	\$415,767.00	\$62,431.13	\$140,488.35	\$212,847.52	15.02
11000-2200-51100-0000-001752-1211-00000	Operational-Salaries Expense	\$9,266.66	\$111,200.00	\$44,908.30	\$143,291.70	(\$77,000.00)	40.38
11000-2200-51100-0000-001752-1511-00000	Salaries Expense: Data Processing	\$2,752.21	\$26,053.00	\$19,340.86	\$0.00	\$6,712.14	74.23
11000-2200-52111-0000-001752-0000-00000	Educational Retirement	\$1,700.68	\$22,281.00	\$9,091.31	\$9,834.26	\$3,355.43	40.80
11000-2200-52112-0000-001752-0000-00000	ERA - Retiree Health	\$240.36	\$3,545.00	\$1,284.92	\$1,389.89	\$870.19	36.24
11000-2200-52210-0000-001752-0000-00000	FICA Payments	\$721.09	\$9,790.00	\$3,816.87	\$4,225.08	\$1,748.05	38.98
11000-2200-52220-0000-001752-0000-00000	Medicare Payments	\$168.65	\$2,570.00	\$892.69	\$988.10	\$689.21	34.73
11000-2200-52311-0000-001752-0000-00000	Health and Medical Premiums	\$567.22	\$19,316.00	\$3,877.62	\$4,102.87	\$11,335.51	20.07
11000-2200-52312-0000-001752-0000-00000	Life	\$9.43	\$194.00	\$53.09	\$53.10	\$87.81	27.36
11000-2200-52313-0000-001752-0000-00000	Dental	\$9.41	\$1,619.00	\$118.33	\$128.70	\$1,371.97	7.30
11000-2200-52314-0000-001752-0000-00000	Vision	\$5.95	\$340.00	\$34.64	\$42.45	\$262.91	10.18
11000-2200-52315-0000-001752-0000-00000	Disability	\$11.74	\$319.00	\$58.79	\$88.05	\$172.16	18.42
11000-2200-52500-0000-001752-0000-00000	Unemployment Compensation	\$39.66	\$3,545.00	\$212.01	\$229.35	\$3,103.64	5.98
11000-2200-52710-0000-001752-0000-00000	Workers Compensation Premium	\$0.00	\$1,418.00	\$0.00	\$0.00	\$1,418.00	0.00
11000-2200-52720-0000-001752-0000-00000	Workers Compensation Employer's Fee	\$1.55	\$63.00	\$8.71	\$8.88	\$45.41	13.82
11000-2200-53414-0000-001752-0000-00000	Operational-Other Services	\$0.00	\$4,767.00	\$0.00	\$0.00	\$4,767.00	0.00
11000-2200-53711-0000-001752-0000-00000	Other Charges	\$0.00	\$2,000.00	\$0.00	\$0.00	\$2,000.00	0.00
11000-2200-55915-0000-001752-0000-00000	Operational-Other Contract Services	\$0.00	\$10,059.00	\$4,457.30	\$0.00	\$5,601.70	44.31
11000-2200-56118-0000-001752-0000-00000	Operational-General Supplies and Materials	\$215.33	\$934.00	\$215.33	\$595.00	\$123.67	23.05
11000-2200-57332-0000-001752-0000-00000	Operational-Supply Assets (\$5,000 or Less)	\$0.00	\$2,500.00	\$0.00	\$0.00	\$2,500.00	0.00

Subtotal of Element: Expenditure		\$15,709.94	\$222,513.00	\$88,370.77	\$164,977.43	(\$30,835.20)	39.71
Subtotal of Element: [Function] 2200 - Support Services-Instruction		\$15,709.94	\$222,513.00	\$88,370.77	\$164,977.43	(\$30,835.20)	39.71
11000-2300-51100-0000-001752-1111-00000	Operational-Salaries Expense	\$7,850.52	\$103,010.00	\$40,602.08	\$58,878.82	\$3,529.10	39.41
11000-2300-51100-0000-001752-1113-00000	Operational-Salaries Expense	\$5,721.28	\$78,829.00	\$20,024.48	\$42,909.55	\$15,894.97	25.40
11000-2300-51100-0000-001752-1114-00000	Operational-Salaries Expense	\$5,674.50	\$68,094.00	\$25,535.25	\$42,558.75	\$0.00	37.50
11000-2300-51100-0000-001752-1217-00000	0	\$1,581.25	\$23,760.00	\$4,368.76	\$13,213.95	\$6,177.29	18.38
11000-2300-51200-0000-001752-1217-00000	Operational-Overtime Expense	\$79.69	\$0.00	\$79.69	\$0.00	(\$79.69)	0.00
11000-2300-52111-0000-001752-0000-00000	Operational-Educational Retirement	\$2,958.36	\$38,728.00	\$12,821.31	\$22,179.89	\$3,726.80	33.10
11000-2300-52112-0000-001752-0000-00000	Operational-ERA - Retiree Health	\$418.16	\$5,474.00	\$1,812.27	\$3,135.07	\$526.66	33.10
11000-2300-52210-0000-001752-0000-00000	Operational-FICA Payments	\$1,198.32	\$16,969.00	\$5,268.30	\$8,992.98	\$2,707.72	31.04
11000-2300-52220-0000-001752-0000-00000	Operational-Medicare Payments	\$280.25	\$3,969.00	\$1,232.10	\$2,103.38	\$633.52	31.04
11000-2300-52311-0000-001752-0000-00000	Operational-Health and Medical Premiums	\$2,228.08	\$20,140.00	\$7,996.85	\$16,710.60	(\$4,567.45)	39.70
11000-2300-52312-0000-001752-0000-00000	Operational-Life	\$18.80	\$301.00	\$72.85	\$141.00	\$87.15	24.20
11000-2300-52313-0000-001752-0000-00000	Operational-Dental	\$120.62	\$1,559.00	\$383.08	\$898.50	\$277.42	24.57
11000-2300-52314-0000-001752-0000-00000	Operational-Vision	\$20.73	\$525.00	\$76.32	\$155.56	\$293.12	14.53
11000-2300-52315-0000-001752-0000-00000	Operational-Disability	\$15.30	\$307.00	\$61.20	\$114.75	\$131.05	19.93
11000-2300-52500-0000-001752-0000-00000	Operational-Unemployment Compensation	\$68.98	\$5,474.00	\$298.96	\$517.19	\$4,657.85	5.46
11000-2300-52710-0000-001752-0000-00000	Operational-Workers Compensation Premium	\$0.00	\$2,190.00	\$0.00	\$0.00	\$2,190.00	0.00
11000-2300-52720-0000-001752-0000-00000	Operational-Workers Compensation Employer's Fee	\$3.08	\$57.00	\$11.95	\$23.47	\$21.58	20.96
11000-2300-53330-0000-001752-0000-00000	Operational-Professional Development	\$0.00	\$1,000.00	\$341.03	\$50.00	\$608.97	34.10
11000-2300-53411-0000-001752-0000-00000	Auditing	\$0.00	\$15,563.00	\$0.00	\$0.00	\$15,563.00	0.00
11000-2300-53413-0000-001752-0000-00000	Legal	\$2,792.27	\$15,563.00	\$5,977.17	\$4,775.79	\$4,810.04	38.40
11000-2300-53414-0000-001752-0000-00000	Operational-Other Services	\$0.00	\$7,589.00	\$0.00	\$0.00	\$7,589.00	0.00
11000-2300-53711-0000-001752-0000-00000	Operational-Other Charges	\$0.00	\$1,000.00	\$0.00	\$0.00	\$1,000.00	0.00
11000-2300-55400-0000-001752-0000-00000	Operational-Advertising	\$0.00	\$30,864.00	\$38.34	\$4,961.66	\$25,864.00	0.12
11000-2300-55812-0000-001752-0000-00000	Board Training	\$0.00	\$4,933.00	\$0.00	\$0.00	\$4,933.00	0.00
11000-2300-55915-0000-001752-0000-00000	Operational-Other Contract Services	\$0.00	\$14,987.00	\$0.00	\$0.00	\$14,987.00	0.00
11000-2300-56118-0000-001752-0000-00000	Operational-General Supplies and Materials	\$0.00	\$1,002.00	\$0.00	\$0.00	\$1,002.00	0.00
Subtotal of Element: Expenditure		\$31,030.19	\$461,887.00	\$127,001.99	\$222,320.91	\$112,564.10	27.50
Subtotal of Element: [Function] 2300 - Support Services-General Administration		\$31,030.19	\$461,887.00	\$127,001.99	\$222,320.91	\$112,564.10	27.50
11000-2400-51100-0000-001752-1217-00000	Salaries Expense: Secretarial/Clerical/Technical Assistants	\$3,529.16	\$42,350.00	\$18,930.30	\$43,704.28	(\$20,284.58)	44.69
11000-2400-51300-0000-001752-1217-00000	Operational-Additional Compensation	\$137.50	\$0.00	\$618.75	\$1,031.25	(\$1,650.00)	0.00
11000-2400-52111-0000-001752-0000-00000	Educational Retirement	\$518.84	\$5,993.00	\$2,711.89	\$3,891.29	(\$610.18)	45.25
11000-2400-52112-0000-001752-0000-00000	ERA - Retiree Health	\$73.34	\$847.00	\$383.33	\$550.03	(\$86.36)	45.25
11000-2400-52210-0000-001752-0000-00000	FICA Payments	\$226.46	\$2,626.00	\$1,208.17	\$1,698.54	(\$280.71)	46.00
11000-2400-52220-0000-001752-0000-00000	Medicare Payments	\$52.96	\$614.00	\$282.56	\$397.18	(\$65.74)	46.01
11000-2400-52311-0000-001752-0000-00000	Health and Medical Premiums	\$0.00	\$4,997.00	\$0.00	\$0.00	\$4,997.00	0.00
11000-2400-52312-0000-001752-0000-00000	Life	\$4.70	\$46.00	\$28.20	\$32.90	(\$15.10)	61.30
11000-2400-52313-0000-001752-0000-00000	Dental	\$17.16	\$387.00	\$75.99	\$120.12	\$190.89	19.63
11000-2400-52314-0000-001752-0000-00000	Vision	\$3.76	\$81.00	\$16.92	\$26.32	\$37.76	20.88
11000-2400-52315-0000-001752-0000-00000	Disability	\$6.64	\$76.00	\$29.88	\$46.48	(\$0.36)	39.31
11000-2400-52500-0000-001752-0000-00000	Unemployment Compensation	\$12.10	\$847.00	\$63.24	\$90.75	\$693.01	7.46
11000-2400-52720-0000-001752-0000-00000	Workers Compensation Employer's Fee	\$0.77	\$17.00	\$4.63	\$5.47	\$6.90	27.23
11000-2400-53711-0000-001752-0000-00000	Operational-Other Charges	\$243.16	\$8,852.00	\$3,931.22	\$2,183.78	\$2,737.00	44.41

11000-2400-56113-0000-001752-0000-00000	Operational-Software	\$0.00	\$4,953.00	\$2,240.00	\$0.00	\$2,713.00	45.22
11000-2400-56118-0000-001752-0000-00000	General Supplies and Materials	\$0.00	\$1,000.00	\$746.13	\$200.00	\$53.87	74.61
11000-2400-57332-0000-001752-0000-00000	Operational-Supply Assets (\$5,000 or Less)	\$0.00	\$2,500.00	\$0.00	\$0.00	\$2,500.00	0.00
Subtotal of Element: Expenditure		\$4,826.55	\$76,186.00	\$31,271.21	\$53,978.39	(\$9,063.60)	41.05
Subtotal of Element: [Function] 2400 - Support Services-School Administration		\$4,826.55	\$76,186.00	\$31,271.21	\$53,978.39	(\$9,063.60)	41.05
11000-2500-51100-0000-001752-1113-00000	Operational-Salaries Expense	\$0.00	\$91,863.00	\$0.00	\$0.00	\$91,863.00	0.00
11000-2500-51100-0000-001752-1115-00000	Salaries Expense: Assoc. Supt.-Fin./Bus. Mgr.	\$7,655.26	\$0.00	\$34,448.67	\$57,414.33	(\$91,863.00)	0.00
11000-2500-51100-0000-001752-1220-00000	Operational-Salaries Expense	\$1,333.32	\$33,124.00	\$11,922.90	\$19,999.80	\$1,201.30	35.99
11000-2500-52111-0000-001752-0000-00000	Educational Retirement	\$1,271.88	\$17,667.00	\$6,558.21	\$11,153.58	(\$44.79)	37.12
11000-2500-52112-0000-001752-0000-00000	ERA - Retiree Health	\$179.77	\$2,780.00	\$927.44	\$1,576.51	\$276.05	33.36
11000-2500-52210-0000-001752-0000-00000	FICA Payments	\$515.35	\$7,717.00	\$2,681.99	\$4,584.66	\$450.35	34.75
11000-2500-52220-0000-001752-0000-00000	Medicare Payments	\$120.52	\$2,015.00	\$627.23	\$1,072.12	\$315.65	31.12
11000-2500-52311-0000-001752-0000-00000	Operational-Health and Medical Premiums	\$981.44	\$15,900.00	\$4,334.49	\$7,360.80	\$4,204.71	27.26
11000-2500-52312-0000-001752-0000-00000	Operational-Life	\$9.40	\$153.00	\$44.65	\$70.50	\$37.85	29.18
11000-2500-52313-0000-001752-0000-00000	Operational-Dental	\$51.32	\$1,269.00	\$178.47	\$128.70	\$961.83	14.06
11000-2500-52314-0000-001752-0000-00000	Operational-Vision	\$8.48	\$266.00	\$38.16	\$63.60	\$164.24	14.34
11000-2500-52315-0000-001752-0000-00000	Operational-Disability	\$14.20	\$250.00	\$63.90	\$106.50	\$79.60	25.56
11000-2500-52500-0000-001752-0000-00000	Unemployment Compensation	\$29.66	\$2,779.00	\$153.02	\$260.10	\$2,365.88	5.50
11000-2500-52710-0000-001752-0000-00000	Workers Compensation Premium	\$0.00	\$1,111.00	\$0.00	\$0.00	\$1,111.00	0.00
11000-2500-52720-0000-001752-0000-00000	Workers Compensation Employer's Fee	\$1.54	\$55.00	\$7.32	\$11.34	\$36.34	13.30
11000-2500-53330-0000-001752-0000-00000	Operational-Professional Development	\$0.00	\$2,964.00	\$1,355.49	\$2,225.00	(\$616.49)	45.73
11000-2500-53414-0000-001752-0000-00000	Operational-Other Services	\$4,489.76	\$0.00	\$4,489.76	\$72,510.24	(\$77,000.00)	0.00
11000-2500-53711-0000-001752-0000-00000	Other Charges	\$0.00	\$1,197.00	\$0.00	\$300.00	\$897.00	0.00
11000-2500-55915-0000-001752-0000-00000	Operational-Other Contract Services	\$5,203.21	\$3,073.00	\$8,331.69	\$27,646.87	(\$32,905.56)	271.12
11000-2500-56113-0000-001752-0000-00000	Operational-Software	\$0.00	\$15,117.00	\$13,862.95	\$0.00	\$1,254.05	91.70
11000-2500-56118-0000-001752-0000-00000	General Supplies and Materials	\$407.16	\$1,002.00	\$407.16	\$0.00	\$594.84	40.63
Subtotal of Element: Expenditure		\$22,272.27	\$200,302.00	\$90,433.50	\$206,484.65	(\$96,616.15)	45.15
Subtotal of Element: [Function] 2500 - Central Services		\$22,272.27	\$200,302.00	\$90,433.50	\$206,484.65	(\$96,616.15)	45.15
11000-2600-53711-0000-001752-0000-00000	Operational-Other Charges	\$0.00	\$1,011.00	\$0.00	\$0.00	\$1,011.00	0.00
11000-2600-54312-0000-001752-0000-00000	Operational-Maintenance & Repair - Buildings And Grounds	\$0.00	\$20,079.00	\$22,966.07	\$13,633.50	(\$16,520.57)	114.37
11000-2600-54313-0000-001752-0000-00000	Operational-Maintenance & Repair - Vehicles	\$0.00	\$2,534.00	\$155.40	\$844.60	\$1,534.00	6.13
11000-2600-54411-0000-001752-0000-00000	Electricity	\$777.21	\$20,060.00	\$7,883.24	\$10,116.76	\$2,060.00	39.29
11000-2600-54412-0000-001752-0000-00000	Natural Gas (Buildings)	\$70.16	\$26,119.00	\$183.62	\$4,816.38	\$21,119.00	0.70
11000-2600-54415-0000-001752-0000-00000	Water/Sewage	\$319.49	\$6,020.00	\$1,576.23	\$3,724.91	\$718.86	26.18
11000-2600-54416-0000-001752-0000-00000	Communication Services	\$832.98	\$17,315.00	\$18,902.29	\$13,267.91	(\$14,855.20)	109.16
11000-2600-54610-0000-001752-0000-00000	Rental - Land and Buildings	\$0.00	\$83,772.00	\$3,036.95	\$219,000.00	(\$138,264.95)	3.62
11000-2600-55200-0000-001752-0000-00000	Property/Liability Insurance	\$0.00	\$39,006.00	\$39,032.00	\$0.00	(\$26.00)	100.06
11000-2600-55915-0000-001752-0000-00000	Other Contract Services	\$2,643.47	\$33,166.00	\$16,013.38	\$26,848.82	(\$9,696.20)	48.28
11000-2600-56118-0000-001752-0000-00000	General Supplies and Materials	\$597.30	\$5,089.00	\$6,506.79	\$4,697.51	(\$6,115.30)	127.85
11000-2600-56211-0000-001752-0000-00000	Operational-Gasoline	\$49.01	\$1,000.00	\$113.32	\$65.00	\$821.68	11.33
11000-2600-57332-0000-001752-0000-00000	Operational-Supply Assets (\$5,000 or Less)	\$0.00	\$1,008.00	\$1,645.25	\$554.75	(\$1,192.00)	163.21
Subtotal of Element: Expenditure		\$5,289.62	\$256,179.00	\$118,014.54	\$297,570.14	(\$159,405.68)	46.07
Subtotal of Element: [Function] 2600 - Operation & Maintenance of Plant		\$5,289.62	\$256,179.00	\$118,014.54	\$297,570.14	(\$159,405.68)	46.07
11000-2900-58221-0000-001752-0000-00000	Operational-Misc. Expense	\$0.00	\$381,840.00	\$0.00	\$0.00	\$381,840.00	0.00

Subtotal of Element: Expenditure		\$0.00	\$381,840.00	\$0.00	\$0.00	\$381,840.00	0.00
Subtotal of Element: [Function] 2900 - Other Support Services		\$0.00	\$381,840.00	\$0.00	\$0.00	\$381,840.00	0.00
11000-3100-56116-0000-001752-0000-00000	Operational-Food	\$0.00	\$53.00	\$95.00	\$0.00	(\$42.00)	179.24
Subtotal of Element: Expenditure		\$0.00	\$53.00	\$95.00	\$0.00	(\$42.00)	179.25
Subtotal of Element: [Function] 3100 - Food Services Operations		\$0.00	\$53.00	\$95.00	\$0.00	(\$42.00)	179.25
11000-4000-54500-0000-001752-0000-00000	Operational-Construction Services	\$0.00	\$125,000.00	\$126,982.36	\$501.00	(\$2,483.36)	101.58
11000-4000-57111-0000-001752-0000-00000	Operational-Land	\$0.00	\$500,000.00	\$0.00	\$0.00	\$500,000.00	0.00
11000-4000-57200-0000-001752-0000-00000	Operational-Buildings Purchase	\$0.00	\$734,633.00	\$0.00	\$0.00	\$734,633.00	0.00
Subtotal of Element: Expenditure		\$0.00	\$1,359,633.00	\$126,982.36	\$501.00	\$1,232,149.64	9.34
Subtotal of Element: [Function] 4000 - Capital Outlay		\$0.00	\$1,359,633.00	\$126,982.36	\$501.00	\$1,232,149.64	9.34
Subtotal of Element: [Fund] 11000 - Operational		\$155,977.00	\$4,416,166.00	\$932,236.73	\$1,618,338.49	\$1,865,590.78	21.11
14000-1000-56107-1010-001752-0000-00000	Instructional Materials-Instructional Materials Credit - 50% Textbooks	\$0.00	\$6,500.00	\$251.00	\$387.26	\$5,861.74	3.86
14000-1000-56109-1010-001752-0000-00000	Instructional Materials-Instructional Materials On-Line	\$0.00	\$5,009.00	\$0.00	\$0.00	\$5,009.00	0.00
14000-1000-56113-1010-001752-0000-00000	Instructional Materials-Software	\$0.00	\$17,000.00	\$0.00	\$0.00	\$17,000.00	0.00
Subtotal of Element: Expenditure		\$0.00	\$28,509.00	\$251.00	\$387.26	\$27,870.74	0.88
Subtotal of Element: [Function] 1000 - Instruction		\$0.00	\$28,509.00	\$251.00	\$387.26	\$27,870.74	0.88
Subtotal of Element: [Fund] 14000 - Instructional Materials		\$0.00	\$28,509.00	\$251.00	\$387.26	\$27,870.74	0.88
21000-3100-55915-0000-001752-0000-00000	Food Services-Other Contract Services	\$0.00	\$60,000.00	\$0.00	\$0.00	\$60,000.00	0.00
Subtotal of Element: Expenditure		\$0.00	\$60,000.00	\$0.00	\$0.00	\$60,000.00	0.00
Subtotal of Element: [Function] 3100 - Food Services Operations		\$0.00	\$60,000.00	\$0.00	\$0.00	\$60,000.00	0.00
Subtotal of Element: [Fund] 21000 - Food Services		\$0.00	\$60,000.00	\$0.00	\$0.00	\$60,000.00	0.00
24101-1000-51100-1010-001752-1411-00000	Title I - IASA-Salaries Expense	\$3,983.34	\$17,838.00	\$23,937.54	\$71,962.46	(\$78,062.00)	134.19
24101-1000-52111-0000-001752-0000-00000	Title I - IASA-Educational Retirement	\$563.64	\$2,645.00	\$3,387.15	\$4,227.29	(\$4,969.44)	128.05
24101-1000-52112-0000-001752-0000-00000	Title I - IASA-ERA - Retiree Health	\$79.66	\$444.00	\$478.71	\$597.45	(\$632.16)	107.81
24101-1000-52210-0000-001752-0000-00000	Title I - IASA-FICA Payments	\$228.16	\$1,101.00	\$1,401.13	\$1,711.03	(\$2,011.16)	127.25
24101-1000-52220-0000-001752-0000-00000	Title I - IASA-Medicare Payments	\$53.36	\$258.00	\$327.66	\$400.20	(\$469.86)	127.00
24101-1000-52311-0000-001752-0000-00000	Title I - IASA-Health and Medical Premiums	\$433.44	\$1,500.00	\$1,914.27	\$3,250.80	(\$3,665.07)	127.61
24101-1000-52312-0000-001752-0000-00000	Title I - IASA-Life	\$4.70	\$0.00	\$28.20	\$35.25	(\$63.45)	0.00
24101-1000-52313-0000-001752-0000-00000	Title I - IASA-Dental	\$17.65	\$0.00	\$74.84	\$128.70	(\$203.54)	0.00
24101-1000-52314-0000-001752-0000-00000	Title I - IASA-Vision	\$3.76	\$0.00	\$16.92	\$28.20	(\$45.12)	0.00
24101-1000-52315-0000-001752-0000-00000	Title I - IASA-Disability	\$6.96	\$0.00	\$42.59	\$52.35	(\$94.94)	0.00
24101-1000-52500-0000-001752-0000-00000	Title I - IASA-Unemployment Compensation	\$13.14	\$13.00	\$78.96	\$98.55	(\$164.51)	607.38
24101-1000-52720-0000-001752-0000-00000	Title I - IASA-Workers Compensation Employer's Fee	\$0.77	\$6.00	\$4.63	\$5.86	(\$4.49)	77.16
24101-1000-52730-0000-001752-0000-00000	Title I - IASA-Workers Compensation (Self Insured)	\$0.00	\$182.00	\$0.00	\$0.00	\$182.00	0.00
24101-1000-53711-1010-001752-0000-00000	Title I - IASA-Other Charges	\$0.00	\$757.00	\$0.00	\$0.00	\$757.00	0.00
Subtotal of Element: Expenditure		\$5,388.58	\$24,744.00	\$31,692.60	\$82,498.14	(\$89,446.74)	128.08
Subtotal of Element: [Function] 1000 - Instruction		\$5,388.58	\$24,744.00	\$31,692.60	\$82,498.14	(\$89,446.74)	128.08
24101-2100-51100-0000-001752-1214-00000	Title I - IASA-Salaries Expense	\$3,750.00	\$18,419.00	\$22,500.00	\$67,500.00	(\$71,581.00)	122.15
24101-2100-52111-0000-001752-0000-00000	Title I - IASA-Educational Retirement	\$530.62	\$2,745.00	\$3,183.72	\$3,979.65	(\$4,418.37)	115.98
24101-2100-52112-0000-001752-0000-00000	Title I - IASA-ERA - Retiree Health	\$75.00	\$461.00	\$450.00	\$562.50	(\$551.50)	97.61

24101-2100-52210-0000-001752-0000-00000	Title I - IASA-FICA Payments	\$217.14	\$1,142.00	\$1,334.40	\$1,628.55	(\$1,820.95)	116.84
24101-2100-52220-0000-001752-0000-00000	Title I - IASA-Medicare Payments	\$50.78	\$268.00	\$312.08	\$380.85	(\$424.93)	116.44
24101-2100-52311-0000-001752-0000-00000	Title I - IASA-Health and Medical Premiums	\$350.52	\$1,499.00	\$1,382.56	\$2,628.90	(\$2,512.46)	92.23
24101-2100-52312-0000-001752-0000-00000	Title I - IASA-Life	\$4.70	\$0.00	\$28.20	\$35.25	(\$63.45)	0.00
24101-2100-52313-0000-001752-0000-00000	Title I - IASA-Dental	\$17.16	\$0.00	\$67.82	\$128.70	(\$196.52)	0.00
24101-2100-52314-0000-001752-0000-00000	Title I - IASA-Vision	\$3.76	\$0.00	\$15.04	\$28.20	(\$43.24)	0.00
24101-2100-52315-0000-001752-0000-00000	Title I - IASA-Disability	\$7.66	\$0.00	\$30.64	\$57.45	(\$88.09)	0.00
24101-2100-52500-0000-001752-0000-00000	Title I - IASA-Unemployment Compensation	\$12.38	\$13.00	\$74.28	\$92.85	(\$154.13)	571.38
24101-2100-52720-0000-001752-0000-00000	Title I - IASA-Workers Compensation Employer's Fee	\$0.77	\$6.00	\$4.63	\$5.88	(\$4.51)	77.16
24101-2100-52730-0000-001752-0000-00000	Title I - IASA-Workers Compensation (Self Insured)	\$0.00	\$188.00	\$0.00	\$0.00	\$188.00	0.00
Subtotal of Element: Expenditure		\$5,020.49	\$24,741.00	\$29,383.37	\$77,028.78	(\$81,671.15)	118.76
Subtotal of Element: [Function] 2100 - Support Services-Students		\$5,020.49	\$24,741.00	\$29,383.37	\$77,028.78	(\$81,671.15)	118.76
Subtotal of Element: [Fund] 24101 - Title I - IASA		\$10,409.07	\$49,485.00	\$61,075.97	\$159,526.92	(\$171,117.89)	123.42
24106-1000-51100-2000-001752-1412-00000	Salaries Expense: Teachers- Special Education	\$4,875.16	\$33,587.00	\$21,938.22	\$36,563.78	(\$24,915.00)	65.31
24106-1000-52111-0000-001752-0000-00000	Educational Retirement	\$689.84	\$3,941.00	\$3,104.28	\$5,173.79	(\$4,337.07)	78.76
24106-1000-52112-0000-001752-0000-00000	ERA - Retiree Health	\$97.50	\$557.00	\$438.75	\$731.22	(\$612.97)	78.77
24106-1000-52210-0000-001752-0000-00000	FICA Payments	\$302.26	\$1,727.00	\$1,360.17	\$2,266.87	(\$1,900.04)	78.75
24106-1000-52220-0000-001752-0000-00000	Medicare Payments	\$70.68	\$404.00	\$318.06	\$530.25	(\$444.31)	78.72
24106-1000-52311-0000-001752-0000-00000	Health and Medical Premiums	\$0.00	\$3,289.00	\$0.00	\$0.00	\$3,289.00	0.00
24106-1000-52312-0000-001752-0000-00000	Life	\$4.70	\$31.00	\$21.15	\$35.25	(\$25.40)	68.22
24106-1000-52313-0000-001752-0000-00000	Dental	\$0.00	\$254.00	\$0.00	\$0.00	\$254.00	0.00
24106-1000-52314-0000-001752-0000-00000	Vision	\$0.00	\$53.00	\$0.00	\$0.00	\$53.00	0.00
24106-1000-52315-0000-001752-0000-00000	Disability	\$0.00	\$50.00	\$0.00	\$0.00	\$50.00	0.00
24106-1000-52500-0000-001752-0000-00000	Unemployment Compensation	\$16.08	\$557.00	\$72.36	\$120.60	\$364.04	12.99
24106-1000-52710-0000-001752-0000-00000	Workers Compensation Premium	\$0.00	\$222.00	\$0.00	\$0.00	\$222.00	0.00
24106-1000-52720-0000-001752-0000-00000	Workers Compensation Employer's Fee	\$0.77	\$5.00	\$3.47	\$5.86	(\$4.33)	69.40
Subtotal of Element: Expenditure		\$6,056.99	\$44,677.00	\$27,256.46	\$45,427.62	(\$28,007.08)	61.01
Subtotal of Element: [Function] 1000 - Instruction		\$6,056.99	\$44,677.00	\$27,256.46	\$45,427.62	(\$28,007.08)	61.01
Subtotal of Element: [Fund] 24106 - Entitlement IDEA-B		\$6,056.99	\$44,677.00	\$27,256.46	\$45,427.62	(\$28,007.08)	61.01
24153-1000-56118-1010-001752-0000-00000	English Language Acquisition-General Supplies and Materials	\$0.00	\$1,500.00	\$0.00	\$0.00	\$1,500.00	0.00
Subtotal of Element: Expenditure		\$0.00	\$1,500.00	\$0.00	\$0.00	\$1,500.00	0.00
Subtotal of Element: [Function] 1000 - Instruction		\$0.00	\$1,500.00	\$0.00	\$0.00	\$1,500.00	0.00
Subtotal of Element: [Fund] 24153 - English Lanuaage Acquisition		\$0.00	\$1,500.00	\$0.00	\$0.00	\$1,500.00	0.00
24154-1000-53330-0000-001752-0000-00000	Teacher/Principal Training & Recruiting-Professional Development	\$0.00	\$5,000.00	\$0.00	\$0.00	\$5,000.00	0.00
24154-1000-53330-1010-001752-0000-00000	Teacher/Principal Training & Recruiting-Professional Development	\$0.00	\$0.00	\$0.00	\$250.00	(\$250.00)	0.00
24154-1000-55813-1010-001752-0000-00000	Teacher/Principal Training & Recruiting-Employee Travel - Non-Teachers	\$0.00	\$0.00	\$0.00	\$4,220.00	(\$4,220.00)	0.00
Subtotal of Element: Expenditure		\$0.00	\$5,000.00	\$0.00	\$4,470.00	\$530.00	0.00
Subtotal of Element: [Function] 1000 - Instruction		\$0.00	\$5,000.00	\$0.00	\$4,470.00	\$530.00	0.00
24154-2200-53330-0000-001752-0000-00000	Teacher/Principal Training & Recruiting-Professional Development	\$0.00	\$4,700.00	\$0.00	\$0.00	\$4,700.00	0.00
Subtotal of Element: Expenditure		\$0.00	\$4,700.00	\$0.00	\$0.00	\$4,700.00	0.00

Subtotal of Element: [Function] 2200 - Support Services-Instruction		\$0.00	\$4,700.00	\$0.00	\$0.00	\$4,700.00	0.00
24154-2400-53330-0000-001752-0000-00000	Teacher/Principal Training & Recruiting-Professional Development	\$0.00	\$3,669.00	\$175.00	\$330.00	\$3,164.00	4.76
Subtotal of Element: Expenditure		\$0.00	\$3,669.00	\$175.00	\$330.00	\$3,164.00	4.77
Subtotal of Element: [Function] 2400 - Support Services-School Administration		\$0.00	\$3,669.00	\$175.00	\$330.00	\$3,164.00	4.77
Subtotal of Element: [Fund] 24154 - Teacher/Principal Training & Recruiting		\$0.00	\$13,369.00	\$175.00	\$4,800.00	\$8,394.00	1.31
24190-2200-51100-0000-001752-1211-00000	Comprehensive Support and Improvement (CSI)-Salaries Expense	\$6,416.66	\$23,804.00	\$25,666.64	\$51,333.36	(\$53,196.00)	107.82
24190-2200-52111-0000-001752-0000-00000	Comprehensive Support and Improvement (CSI)-Educational Retirement	\$907.96	\$4,730.00	\$3,631.84	\$7,263.67	(\$6,165.51)	76.78
24190-2200-52112-0000-001752-0000-00000	Comprehensive Support and Improvement (CSI)-ERA - Retiree Health	\$128.34	\$700.00	\$513.36	\$1,026.69	(\$840.05)	73.33
24190-2200-52210-0000-001752-0000-00000	Comprehensive Support and Improvement (CSI)-FICA Payments	\$357.26	\$2,015.00	\$1,431.30	\$2,858.18	(\$2,274.48)	71.03
24190-2200-52220-0000-001752-0000-00000	Comprehensive Support and Improvement (CSI)-Medicare Payments	\$83.56	\$451.00	\$334.76	\$668.46	(\$552.22)	74.22
24190-2200-52311-0000-001752-0000-00000	Comprehensive Support and Improvement (CSI)-Health and Medical Premiums	\$981.44	\$3,536.00	\$3,871.10	\$7,360.80	(\$7,695.90)	109.47
24190-2200-52312-0000-001752-0000-00000	Comprehensive Support and Improvement (CSI)-Life	\$4.70	\$20.00	\$18.80	\$35.25	(\$34.05)	94.00
24190-2200-52313-0000-001752-0000-00000	Comprehensive Support and Improvement (CSI)-Dental	\$0.00	\$70.00	\$0.00	\$0.00	\$70.00	0.00
24190-2200-52314-0000-001752-0000-00000	Comprehensive Support and Improvement (CSI)-Vision	\$0.00	\$108.00	\$0.00	\$0.00	\$108.00	0.00
24190-2200-52315-0000-001752-0000-00000	Comprehensive Support and Improvement (CSI)-Disability	\$11.91	\$3.00	\$47.61	\$89.25	(\$133.86)	1,587.00
24190-2200-52500-0000-001752-0000-00000	Comprehensive Support and Improvement (CSI)-Unemployment Compensation	\$21.18	\$0.00	\$84.72	\$169.44	(\$254.16)	0.00
24190-2200-52720-0000-001752-0000-00000	Comprehensive Support and Improvement (CSI)-Workers Compensation Employer's Fee	\$0.77	\$0.00	\$3.08	\$5.86	(\$8.94)	0.00
24190-2200-53330-0000-001752-0000-00000	Comprehensive Support and Improvement (CSI)-Professional Development	\$0.00	\$0.00	\$0.00	\$20,000.00	(\$20,000.00)	0.00
24190-2200-53414-0000-001752-0000-00000	Comprehensive Support and Improvement (CSI)-Other Services	\$0.00	\$0.00	\$34,758.40	\$18,690.94	(\$53,449.34)	0.00
24190-2200-56118-0000-001752-0000-00000	Comprehensive Support and Improvement (CSI)-General Supplies and Materials	\$0.00	\$0.00	\$1,569.52	\$18,430.48	(\$20,000.00)	0.00
24190-2200-57332-0000-001752-0000-00000	Comprehensive Support and Improvement (CSI)-Supply Assets (\$5,000 or Less)	\$0.00	\$0.00	\$0.00	\$20,000.00	(\$20,000.00)	0.00
Subtotal of Element: Expenditure		\$8,913.78	\$35,437.00	\$71,931.13	\$147,932.38	(\$184,426.51)	202.98
Subtotal of Element: [Function] 2200 - Support Services-Instruction		\$8,913.78	\$35,437.00	\$71,931.13	\$147,932.38	(\$184,426.51)	202.98
Subtotal of Element: [Fund] 24190 - Comprehensive Support and Improvement (CSI)		\$8,913.78	\$35,437.00	\$71,931.13	\$147,932.38	(\$184,426.51)	202.98
24191-1000-53330-1010-001752-0000-00000	Title I - HS Redesign-Professional Development	\$0.00	\$0.00	\$0.00	\$699.00	(\$699.00)	0.00
24191-1000-53414-1010-001752-0000-00000	Title I - HS Redesign-Other Services	\$4,350.00	\$0.00	\$5,400.00	\$49,600.00	(\$55,000.00)	0.00
24191-1000-55819-1010-001752-0000-00000	Title I - HS Redesign-Employee Travel - Teachers	\$0.00	\$0.00	\$1,022.42	\$327.58	(\$1,350.00)	0.00
24191-1000-55915-1010-001752-0000-00000	Title I - HS Redesign-Other Contract Services	\$0.00	\$130,000.00	\$6,600.00	\$0.00	\$123,400.00	5.07
Subtotal of Element: Expenditure		\$4,350.00	\$130,000.00	\$13,022.42	\$50,626.58	\$66,351.00	10.02
Subtotal of Element: [Function] 1000 - Instruction		\$4,350.00	\$130,000.00	\$13,022.42	\$50,626.58	\$66,351.00	10.02
24191-2100-53330-0000-001752-0000-00000	Title I - HS Redesign-Professional Development	\$0.00	\$20,000.00	\$0.00	\$0.00	\$20,000.00	0.00
Subtotal of Element: Expenditure		\$0.00	\$20,000.00	\$0.00	\$0.00	\$20,000.00	0.00
Subtotal of Element: [Function] 2100 - Support Services-Students		\$0.00	\$20,000.00	\$0.00	\$0.00	\$20,000.00	0.00

24191-2200-55813-0000-001752-0000-00000	Title I - HS Redesign-Employee Travel - Non-Teachers	\$0.00	\$0.00	\$0.00	\$1,112.00	(\$1,112.00)	0.00
Subtotal of Element: Expenditure		\$0.00	\$0.00	\$0.00	\$1,112.00	(\$1,112.00)	0.00
Subtotal of Element: [Function] 2200 - Support Services-Instruction		\$0.00	\$0.00	\$0.00	\$1,112.00	(\$1,112.00)	0.00
Subtotal of Element: [Fund] 24191 - Title I - HS Redesign		\$4,350.00	\$150,000.00	\$13,022.42	\$51,738.58	\$85,239.00	8.68
27109-1000-56107-1010-001752-0000-00000	Instructional Materials Credit - 50% Textbooks	\$0.00	\$0.00	\$0.00	\$720.00	(\$720.00)	0.00
27109-1000-56108-1010-001752-0000-00000	Instructional Materials 25% of 56111	\$0.00	\$0.00	\$0.00	\$376.12	(\$376.12)	0.00
27109-1000-56109-1010-001752-0000-00000	Instructional Materials-Instructional Materials On-Line	\$100.00	\$0.00	\$100.00	\$0.00	(\$100.00)	0.00
Subtotal of Element: Expenditure		\$100.00	\$0.00	\$100.00	\$1,096.12	(\$1,196.12)	0.00
Subtotal of Element: [Function] 1000 - Instruction		\$100.00	\$0.00	\$100.00	\$1,096.12	(\$1,196.12)	0.00
Subtotal of Element: [Fund] 27109 - Instructional Materials		\$100.00	\$0.00	\$100.00	\$1,096.12	(\$1,196.12)	0.00
29102-1000-51100-1010-001752-1411-00000	Private Dir Grants (Categorical)-Salaries Expense	\$0.00	\$20,000.00	\$0.00	\$0.00	\$20,000.00	0.00
29102-1000-52111-0000-001752-0000-00000	Private Dir Grants (Categorical)-Educational Retirement	\$0.00	\$2,780.00	\$0.00	\$0.00	\$2,780.00	0.00
29102-1000-52112-0000-001752-0000-00000	Private Dir Grants (Categorical)-ERA - Retiree Health	\$0.00	\$55.00	\$0.00	\$0.00	\$55.00	0.00
29102-1000-52210-0000-001752-0000-00000	Private Dir Grants (Categorical)-FICA Payments	\$0.00	\$1,240.00	\$0.00	\$0.00	\$1,240.00	0.00
29102-1000-52220-0000-001752-0000-00000	Private Dir Grants (Categorical)-Medicare Pavments	\$0.00	\$290.00	\$0.00	\$0.00	\$290.00	0.00
29102-1000-52311-0000-001752-0000-00000	Private Dir Grants (Categorical)-Health and Medical Premiums	\$0.00	\$1,075.00	\$0.00	\$0.00	\$1,075.00	0.00
29102-1000-53711-1010-001752-0000-00000	Private Dir Grants (Categorical)-Other Charges	\$0.00	\$0.00	\$233.27	\$16.73	(\$250.00)	0.00
29102-1000-55817-1010-001752-0000-00000	Private Dir Grants (Categorical)-Student Travel	\$0.00	\$0.00	\$720.00	\$1,780.00	(\$2,500.00)	0.00
29102-1000-55915-1010-001752-0000-00000	Private Dir Grants (Categorical)-Other Contract Services	\$0.00	\$0.00	\$813.75	\$0.00	(\$813.75)	0.00
29102-1000-56118-9000-001752-0000-00000	Private Dir Grants (Categorical)-General Supplies and Materials	\$32.96	\$0.00	\$32.96	\$0.00	(\$32.96)	0.00
Subtotal of Element: Expenditure		\$32.96	\$25,440.00	\$1,799.98	\$1,796.73	\$21,843.29	7.08
Subtotal of Element: [Function] 1000 - Instruction		\$32.96	\$25,440.00	\$1,799.98	\$1,796.73	\$21,843.29	7.08
29102-2200-53414-0000-001752-0000-00000	Private Dir Grants (Categorical)-Other Services	\$0.00	\$0.00	\$0.00	\$5,000.00	(\$5,000.00)	0.00
29102-2200-53711-0000-001752-0000-00000	Private Dir Grants (Categorical)-Other Charges	\$0.00	\$5,000.00	\$181.45	\$0.00	\$4,818.55	3.62
Subtotal of Element: Expenditure		\$0.00	\$5,000.00	\$181.45	\$5,000.00	(\$181.45)	3.63
Subtotal of Element: [Function] 2200 - Support Services-Instruction		\$0.00	\$5,000.00	\$181.45	\$5,000.00	(\$181.45)	3.63
29102-2300-53711-0000-001752-0000-00000	Private Dir Grants (Categorical)-Other Charges	\$0.00	\$5,000.00	\$398.86	\$100.00	\$4,501.14	7.97
29102-2300-56118-0000-001752-0000-00000	Private Dir Grants (Categorical)-General Supplies and Materials	\$0.00	\$798.00	\$0.00	\$0.00	\$798.00	0.00
Subtotal of Element: Expenditure		\$0.00	\$5,798.00	\$398.86	\$100.00	\$5,299.14	6.88
Subtotal of Element: [Function] 2300 - Support Services-General Administration		\$0.00	\$5,798.00	\$398.86	\$100.00	\$5,299.14	6.88
Subtotal of Element: [Fund] 29102 - Private Dir Grants (Categorical)		\$32.96	\$36,238.00	\$2,380.29	\$6,896.73	\$26,960.98	6.57
29114-3300-53711-0000-001752-0000-00000	McCune Charitable Foundation-Other Charges	\$0.00	\$0.00	\$0.00	\$34.39	(\$34.39)	0.00
29114-3300-55915-0000-001752-0000-00000	McCune Charitable Foundation-Other Contract Services	\$0.00	\$8,584.00	\$185.00	\$0.00	\$8,399.00	2.15
Subtotal of Element: Expenditure		\$0.00	\$8,584.00	\$185.00	\$34.39	\$8,364.61	2.16
Subtotal of Element: [Function] 3300 - Community Services Operations		\$0.00	\$8,584.00	\$185.00	\$34.39	\$8,364.61	2.16
Subtotal of Element: [Fund] 29114 - McCune Charitable Foundation		\$0.00	\$8,584.00	\$185.00	\$34.39	\$8,364.61	2.16

31200-4000-54610-0000-001752-0000-00000	Public School Capital Outlay-Rental - Land and Buildings	\$18,256.91	\$0.00	\$91,569.49	\$127,430.51	(\$219,000.00)	0.00
Subtotal of Element: Expenditure		\$18,256.91	\$0.00	\$91,569.49	\$127,430.51	(\$219,000.00)	0.00
Subtotal of Element: [Function] 4000 - Capital Outlay		\$18,256.91	\$0.00	\$91,569.49	\$127,430.51	(\$219,000.00)	0.00
Subtotal of Element: [Fund] 31200 - Public School Capital Outlay		\$18,256.91	\$0.00	\$91,569.49	\$127,430.51	(\$219,000.00)	0.00
31400-4000-57332-0000-001752-0000-00000	"Supply Assets (\$5	\$0.00	\$100,000.00	\$0.00	\$0.00	\$100,000.00	0.00
Subtotal of Element: Expenditure		\$0.00	\$100,000.00	\$0.00	\$0.00	\$100,000.00	0.00
Subtotal of Element: [Function] 4000 - Capital Outlay		\$0.00	\$100,000.00	\$0.00	\$0.00	\$100,000.00	0.00
Subtotal of Element: [Fund] 31400 - Special Capital Outlay-State		\$0.00	\$100,000.00	\$0.00	\$0.00	\$100,000.00	0.00
31600-0000-53712-0000-001752-0000-00000	Capital Improvements HB-33-County Tax Collection Costs	\$0.00	\$0.00	\$2.06	\$0.00	(\$2.06)	0.00
Subtotal of Element: Expenditure		\$0.00	\$0.00	\$2.06	\$0.00	(\$2.06)	0.00
Subtotal of Element: [Function] 0000 - Revenue/Balance Sheet		\$0.00	\$0.00	\$2.06	\$0.00	(\$2.06)	0.00
31600-2300-53712-0000-001752-0000-00000	Capital Improvements HB-33-County Tax Collection Costs	\$0.00	\$0.00	\$36.14	\$0.00	(\$36.14)	0.00
Subtotal of Element: Expenditure		\$0.00	\$0.00	\$36.14	\$0.00	(\$36.14)	0.00
Subtotal of Element: [Function] 2300 - Support Services-General Administration		\$0.00	\$0.00	\$36.14	\$0.00	(\$36.14)	0.00
31600-4000-57112-0000-001752-0000-00000	Capital Improvements HB-33-Land Improvements	\$0.00	\$310,599.00	\$0.00	\$0.00	\$310,599.00	0.00
Subtotal of Element: Expenditure		\$0.00	\$310,599.00	\$0.00	\$0.00	\$310,599.00	0.00
Subtotal of Element: [Function] 4000 - Capital Outlay		\$0.00	\$310,599.00	\$0.00	\$0.00	\$310,599.00	0.00
Subtotal of Element: [Fund] 31600 - Capital Improvements HB-33		\$0.00	\$310,599.00	\$38.20	\$0.00	\$310,560.80	0.01
31700-4000-57332-0000-001752-0000-00000	Capital Improvements SB-9-Supply Assets (\$5,000 or Less)	\$0.00	\$4,443.00	\$0.00	\$0.00	\$4,443.00	0.00
Subtotal of Element: Expenditure		\$0.00	\$4,443.00	\$0.00	\$0.00	\$4,443.00	0.00
Subtotal of Element: [Function] 4000 - Capital Outlay		\$0.00	\$4,443.00	\$0.00	\$0.00	\$4,443.00	0.00
Subtotal of Element: [Fund] 31700 - Capital Improvements SB-9		\$0.00	\$4,443.00	\$0.00	\$0.00	\$4,443.00	0.00
31701-0000-53712-0000-001752-0000-00000	Capital Improvements SB-9 Local-County Tax Collection Costs	\$0.00	\$0.00	\$1.01	\$0.00	(\$1.01)	0.00
Subtotal of Element: Expenditure		\$0.00	\$0.00	\$1.01	\$0.00	(\$1.01)	0.00
Subtotal of Element: [Function] 0000 - Revenue/Balance Sheet		\$0.00	\$0.00	\$1.01	\$0.00	(\$1.01)	0.00
31701-2300-53712-0000-001752-0000-00000	Capital Improvements SB-9 Local-County Tax Collection Costs	\$0.00	\$0.00	\$18.00	\$0.00	(\$18.00)	0.00
Subtotal of Element: Expenditure		\$0.00	\$0.00	\$18.00	\$0.00	(\$18.00)	0.00
Subtotal of Element: [Function] 2300 - Support Services-General Administration		\$0.00	\$0.00	\$18.00	\$0.00	(\$18.00)	0.00
31701-4000-57112-0000-001752-0000-00000	Capital Improvements SB-9 Local-Land Improvements	\$0.00	\$199,318.00	\$0.00	\$0.00	\$199,318.00	0.00
Subtotal of Element: Expenditure		\$0.00	\$199,318.00	\$0.00	\$0.00	\$199,318.00	0.00
Subtotal of Element: [Function] 4000 - Capital Outlay		\$0.00	\$199,318.00	\$0.00	\$0.00	\$199,318.00	0.00
Subtotal of Element: [Fund] 31701 - Capital Improvements SB-9 Local		\$0.00	\$199,318.00	\$19.01	\$0.00	\$199,298.99	0.01
Grand Total		\$204,096.71	\$5,458,325.00	\$1,200,240.70	\$2,163,609.00	\$2,094,475.30	21.99

Health Leadership High School

Balance Sheet Report

Cycle: FY19-20; Fund Class: [All]; Fund Columns: [All Funds]; Account Code Expression: [All]; Balance Date: 11/30/2019; Detail: No; Created On: 12/18/2019 1:57:23 PM

Description	10000	11000	14000	21000	23000	24101	24106
11012 - Cash	\$0.00	\$1,608,379.12	\$26,929.86	(\$944.52)	\$2,857.50	(\$57,126.56)	(\$25,608.34)
13000 - Receivables	\$0.00	\$0.00	\$0.00	\$6,874.62	\$0.00	\$0.00	\$0.00
15000 - Prepaid Expenses	\$0.00	\$46,800.00	\$0.00	\$0.00	\$0.00	\$0.00	\$0.00
Subtotal of Account Type: Asset	\$0.00	\$1,655,179.12	\$26,929.86	\$5,930.10	\$2,857.50	(\$57,126.56)	(\$25,608.34)
Subtotal of Account Group: Assets	\$0.00	\$1,655,179.12	\$26,929.86	\$5,930.10	\$2,857.50	(\$57,126.56)	(\$25,608.34)
21011 - Accounts Payable	\$0.00	\$3,386.40	\$0.00	\$0.00	\$0.00	\$0.00	\$0.00
23138 - Disability	\$0.00	\$107.50	\$0.00	\$0.00	\$0.00	\$24.37	\$0.00
23142 - State Income Tax	\$0.00	\$5,018.75	\$0.00	\$0.00	\$0.00	\$299.74	\$194.56
23147 - Voluntary Deductions	\$0.00	\$1,481.60	\$0.00	\$0.00	\$0.00	\$2.70	\$40.00
23224 - Education Retirement	\$0.00	\$24,590.15	\$0.00	\$0.00	\$0.00	\$1,921.74	\$1,211.48
23225 - Health Insurance	\$0.00	\$14,835.95	\$0.00	\$0.00	\$0.00	\$1,386.54	\$4.70
23226 - Unemployment Insurance	\$0.00	\$1,554.82	\$0.00	\$0.00	\$0.00	\$76.56	\$48.24
23227 - Workers Comensation	\$0.00	\$53.90	\$0.00	\$0.00	\$0.00	\$5.76	\$2.88
23245 - Retiree Health Care	\$0.00	\$2,982.02	\$0.00	\$0.00	\$0.00	\$232.00	\$146.26
Subtotal of Account Type: Liability	\$0.00	\$54,011.09	\$0.00	\$0.00	\$0.00	\$3,949.41	\$1,648.12
32300 - Unreserved Fund Balance	\$0.00	\$1,284,149.03	\$24,997.60	\$0.00	\$2,857.50	\$0.00	\$0.00
Net Increase/Decrease	\$0.00	\$317,019.00	\$1,932.26	\$5,930.10	\$0.00	(\$61,075.97)	(\$27,256.46)
Subtotal of Account Type: Fund Balance/Retained Earnings	\$0.00	\$1,601,168.03	\$26,929.86	\$5,930.10	\$2,857.50	(\$61,075.97)	(\$27,256.46)
Subtotal of Account Group: Liabilities/Fund Balance	\$0.00	\$1,655,179.12	\$26,929.86	\$5,930.10	\$2,857.50	(\$57,126.56)	(\$25,608.34)

24153	24154	24190	24191	26141	26208	27103	27107	27109
\$0.00	(\$175.00)	(\$68,082.26)	(\$27,909.33)	\$0.00	\$0.00	\$0.00	\$0.00	\$24,331.87
\$0.00	\$0.00	\$0.00	\$33,511.21	\$0.00	\$0.00	\$0.00	\$0.00	\$0.00
\$0.00	\$0.00	\$0.00	\$0.00	\$0.00	\$0.00	\$0.00	\$0.00	\$0.00
\$0.00	(\$175.00)	(\$68,082.26)	\$5,601.88	\$0.00	\$0.00	\$0.00	\$0.00	\$24,331.87
\$0.00	(\$175.00)	(\$68,082.26)	\$5,601.88	\$0.00	\$0.00	\$0.00	\$0.00	\$24,331.87
\$0.00	\$0.00	\$0.00	\$0.00	\$0.00	\$0.00	\$0.00	\$0.00	\$0.00
\$0.00	\$0.00	\$19.85	\$0.00	\$0.00	\$0.00	\$0.00	\$0.00	\$0.00
\$0.00	\$0.00	\$335.12	\$0.00	\$0.00	\$0.00	\$0.00	\$0.00	\$0.00
\$0.00	\$0.00	\$0.00	\$0.00	\$0.00	\$0.00	\$0.00	\$0.00	\$0.00
\$0.00	\$0.00	\$1,594.54	\$0.00	\$0.00	\$0.00	\$0.00	\$0.00	\$0.00
\$0.00	\$0.00	\$1,640.44	\$0.00	\$0.00	\$0.00	\$0.00	\$0.00	\$0.00
\$0.00	\$0.00	\$63.54	\$0.00	\$0.00	\$0.00	\$0.00	\$0.00	\$0.00
\$0.00	\$0.00	\$2.88	\$0.00	\$0.00	\$0.00	\$0.00	\$0.00	\$0.00
\$0.00	\$0.00	\$192.50	\$0.00	\$0.00	\$0.00	\$0.00	\$0.00	\$0.00
\$0.00	\$0.00	\$3,848.87	\$0.00	\$0.00	\$0.00	\$0.00	\$0.00	\$0.00
\$0.00	\$0.00	\$0.00	\$0.00	\$0.00	\$0.00	\$0.00	\$0.00	\$0.00
\$0.00	(\$175.00)	(\$71,931.13)	\$5,601.88	\$0.00	\$0.00	\$0.00	\$0.00	\$24,331.87
\$0.00	(\$175.00)	(\$71,931.13)	\$5,601.88	\$0.00	\$0.00	\$0.00	\$0.00	\$24,331.87
\$0.00	(\$175.00)	(\$68,082.26)	\$5,601.88	\$0.00	\$0.00	\$0.00	\$0.00	\$24,331.87

27128	27183	27189	29102	29110	29114	31200	31400	31600
\$0.00	\$0.00	\$22.94	\$93,912.92	\$0.00	\$8,399.61	(\$91,569.49)	\$0.00	\$313,744.09
\$0.00	\$0.00	\$0.00	\$0.00	\$0.00	\$0.00	\$0.00	\$0.00	\$0.00
\$0.00	\$0.00	\$0.00	\$0.00	\$0.00	\$0.00	\$0.00	\$0.00	\$0.00
\$0.00	\$0.00	\$22.94	\$93,912.92	\$0.00	\$8,399.61	(\$91,569.49)	\$0.00	\$313,744.09
\$0.00	\$0.00	\$22.94	\$93,912.92	\$0.00	\$8,399.61	(\$91,569.49)	\$0.00	\$313,744.09
\$0.00	\$0.00	\$0.00	\$0.00	\$0.00	\$0.00	\$0.00	\$0.00	\$0.00
\$0.00	\$0.00	\$0.00	\$0.00	\$0.00	\$0.00	\$0.00	\$0.00	\$0.00
\$0.00	\$0.00	\$0.00	\$0.00	\$0.00	\$0.00	\$0.00	\$0.00	\$0.00
\$0.00	\$0.00	\$0.00	\$0.00	\$0.00	\$0.00	\$0.00	\$0.00	\$0.00
\$0.00	\$0.00	\$0.00	\$0.00	\$0.00	\$0.00	\$0.00	\$0.00	\$0.00
\$0.00	\$0.00	\$22.94	\$0.00	\$0.00	\$0.00	\$0.00	\$0.00	\$0.00
\$0.00	\$0.00	\$0.00	\$0.00	\$0.00	\$0.00	\$0.00	\$0.00	\$0.00
\$0.00	\$0.00	\$0.00	\$0.00	\$0.00	\$0.00	\$0.00	\$0.00	\$0.00
\$0.00	\$0.00	\$0.00	\$0.00	\$0.00	\$0.00	\$0.00	\$0.00	\$0.00
\$0.00	\$0.00	\$0.00	\$0.00	\$0.00	\$0.00	\$0.00	\$0.00	\$0.00
\$0.00	\$0.00	\$0.00	\$0.00	\$0.00	\$0.00	\$0.00	\$0.00	\$0.00
\$0.00	\$0.00	\$22.94	\$0.00	\$0.00	\$0.00	\$0.00	\$0.00	\$0.00
\$0.00	\$0.00	\$0.00	\$90,543.21	\$0.00	\$8,584.61	\$0.00	\$0.00	\$309,674.57
\$0.00	\$0.00	\$0.00	\$3,369.71	\$0.00	(\$185.00)	(\$91,569.49)	\$0.00	\$4,069.52
\$0.00	\$0.00	\$0.00	\$93,912.92	\$0.00	\$8,399.61	(\$91,569.49)	\$0.00	\$313,744.09
\$0.00	\$0.00	\$22.94	\$93,912.92	\$0.00	\$8,399.61	(\$91,569.49)	\$0.00	\$313,744.09

31700	31701	Total
\$1,402.08	\$214,572.80	\$2,023,137.29
\$0.00	\$0.00	\$40,385.83
\$0.00	\$0.00	\$46,800.00
\$1,402.08	\$214,572.80	\$2,110,323.12
\$1,402.08	\$214,572.80	\$2,110,323.12
\$0.00	\$0.00	\$3,386.40
\$0.00	\$0.00	\$151.72
\$0.00	\$0.00	\$5,848.17
\$0.00	\$0.00	\$1,524.30
\$0.00	\$0.00	\$29,317.91
\$0.00	\$0.00	\$17,890.57
\$0.00	\$0.00	\$1,743.16
\$0.00	\$0.00	\$65.42
\$0.00	\$0.00	\$3,552.78
\$0.00	\$0.00	\$63,480.43
\$1,402.08	\$212,544.20	\$1,934,752.80
\$0.00	\$2,028.60	\$112,089.89
\$1,402.08	\$214,572.80	\$2,046,842.69
\$1,402.08	\$214,572.80	\$2,110,323.12

Health Leadership High School

Bank Account Reconciliation Report (GL Reconciliation)

Accounting Cycle: FY19-20; Bank: NM Bank and Trust - Operating Acct; Bank Account: 120106281 - Operating Acct.; Statement Date: 11/30/2019; Include Unposted Transactions: No; Created On: 12/18/2019 3:36:28 PM

	Bank Reconciliation +	Outstanding	ExpectedGL -	ActualGL 1	Difference
Beginning Balance	\$2,134,590.63 +	(\$219,005.65) =	\$1,915,584.98 -	\$1,915,584.98 =	\$0.00
Deposits/Debits	\$261,285.70 +	\$1,022.42 =	\$262,308.12 -	\$269,777.50 =	(\$7,469.38)
Withdrawals/Credits	(\$337,371.87) +	\$183,560.58 =	(\$153,811.29) -	(\$161,280.67) =	\$7,469.38
Sub Total	\$2,058,504.46	(\$34,422.65)	\$2,024,081.81	\$2,024,081.81	\$0.00

Bank Reconciliation Detail

Health Leadership High School

Bank Account Reconciliation Report (Bank Reconciliation)

Accounting Cycle: FY19-20; Bank: NM Bank and Trust - Operating Acct; Bank Account: 120106281 - Operating Acct.; Statement Date: 11/30/2019; Include Unposted Transactions: No; Created C 12/18/2019 3:36:26 PM

Last Reconciled		Beginning Balance		Statement Date		Ending Balance	
10/31/2019		\$2,134,590.63		11/30/2019		\$2,058,504.46	
Date	Source Document	Item Number	Description	Deposit	Withdrawal		
9/1/2019	AP14749	2929	Sandia Safe & Lock		\$101.00		
10/3/2019	AP14768	2972	Sandia Safe & Lock		\$24.00		
10/3/2019	AP14768	2973	Zia Graphics		\$1,099.00		
10/3/2019	AP14771	2992	CenturyLink Communications, LLC		\$141.36		
10/3/2019	AP14771	2993	CES - Cooperative Education Service		\$972.77		
10/3/2019	AP14771	2994	CNM Bookstore		\$251.00		
10/3/2019	AP14771	2999	Orkin Pest Control		\$87.91		
10/24/2019	AP14779	3012	CES - Cooperative Education Service		\$121,359.38		
10/24/2019	AP14780	3013	CenturyLink Communications, LLC		\$13,000.00		
10/24/2019	AP14780	3015	Lighthouse Business Info Solutions		\$204.96		
10/24/2019	AP14780	3016	Matthews Fox, PC		\$1,556.18		
10/24/2019	AP14780	3017	Sandia Office Supply, Inc		\$176.40		
10/24/2019	AP14780	3018	Shamrock Discount Janitor Supply		\$1,719.24		
10/24/2019	AP14780	3019	TIG		\$40.00		
10/24/2019	AP14780	3020	U-Stor-It		\$136.00		
10/24/2019	AP14781	3021	Culligan Bottled Water		\$51.55		
10/24/2019	AP14781	3022	Neopost USA Inc		\$230.68		
10/28/2019	AP14784	3023	11Online, LLC		\$215.75		
10/28/2019	AP14784	3025	CES - Cooperative Education Service		\$428.01		
10/28/2019	AP14784	3026	Chyno, Ltd. Co.		\$18,875.16		
10/28/2019	AP14784	3027	Comnet Consulting Inc.		\$2,966.56		
10/28/2019	AP14784	3030	MailFinance		\$161.92		
10/28/2019	AP14784	3032	Sandia Office Supply, Inc		\$1,791.32		
10/28/2019	AP14784	3034	Search Institute		\$650.00		
10/28/2019	AP14784	3035	Sharp Business Systems		\$25.79		
10/28/2019	AP14784	3036	SW Regional Education Cooperative		\$175.00		
10/28/2019	AP14784	3038	U-Stor-It		\$119.00		
10/31/2019	1136		Educational Retirement Board		\$31,373.74		
10/31/2019	1137		NMPSIA		\$18,025.84		
11/4/2019	CR14565	CR14565	Title I - HS Redesign	\$7,650.00			
11/5/2019	AP14786	3039	Torres Travel Of Albuquerque		\$1,022.42		
11/7/2019	1142		NM Retireee Health Care Authority		\$11.70		
11/7/2019	1146		NM Retireee Health Care Authority		\$3,728.84		
11/7/2019	AP14788	3041	Unite Private Networks, LLC		\$93.05		
11/7/2019	AP14788	3042	Sherwin Williams Paints		\$205.78		
11/7/2019	AP14788	3043	Saba Presley		\$1,500.00		

11/7/2019	AP14788	3046	Monika Monje		\$18.70
11/7/2019	AP14788	3047	Chavez Cleaning Service		\$2,353.83
11/7/2019	AP14788	3048	CES - Cooperative Education Service		\$588.24
11/7/2019	AP14788	3049	ACES - Assoc. of Charter School Education Services		\$4,489.76
11/12/2019	2019 11 12	2019 11 12	SEG November 2019	\$251,164.20	
11/13/2019	AP14789		InMotion Hosting, Inc.		\$24.98
11/13/2019	AP14789	3050	Alice Training Institute, LLC		\$885.00
11/13/2019	AP14789	3051	CenturyLink Communications, LLC		\$70.78
11/13/2019	AP14789	3052	CES - Cooperative Education Service		\$967.08
11/13/2019	AP14789	3053	Culligan Bottled Water		\$97.50
11/13/2019	AP14789	3054	Matthews Fox, PC		\$2,792.27
11/13/2019	CR14566	CR14566	Student fees for Online Class	\$915.00	
11/14/2019	1147		Internal Revenue Service		\$13,636.54
11/14/2019	1148		NM Bank & Trust		\$40,640.98
11/15/2019	CR14570	CR14570	USDA May	\$944.52	
11/18/2019	AP14796		Sam's Club		\$32.96
11/18/2019	AP14797		Deluxe For Business		\$407.16
11/20/2019	2019 11 20	2019 11 20	BernCo SB 9 HB 33 November 2019	\$390.18	
11/21/2019	CR14567	CR14567	Student fees	\$220.00	
11/22/2019	AP14798		Sam's Club		\$49.01
11/25/2019	AP14792	3055	Alarm Research Inc.		\$86.30
11/29/2019	1152		Internal Revenue Service		\$12,172.24
11/29/2019	1153		NM Bank & Trust		\$35,537.23
11/29/2019	CR14568	CR14568	United Way	\$1.80	
Sub Total				\$261,285.70	\$337,371.87