

**Health Leadership High School
Financial Update
January 23, 2020**

A. BARs*

	<u>BAR #</u>	<u>Fund Description</u>	<u>Type</u>	<u>Amount</u>
1	NA			

B. Payroll & Accounts Payable Payment Vouchers*

1 December 2019

C. Financial Statement Reports - as of December 31, 2019

1 Financial Analysis
2 Bank Reconciliation

D. Other

1 None

* Requires board approval

Health Leadership High School

Check Payments By Fund Report

Accounting Cycle: FY19-20; Begin Date: 12/01/2019; End Date: 12/31/2019; Display Element Description: Fund; Check Type: [All]; Sort By Element: Fund; Account Code Expression: [All]; Created On: 1/23/2020 9:19:11 AM

Sorted By	Value	Description	Check Number	Check Type	Check Date	Payee	Fund	Account Code	Reason	Amount
Fund	11000	Operational		Payroll Liability - Debit		NM Bank & Trust	Operational	11000-0000-21014-0000-001752-0000-00000	Liability Payment	\$ 1,899.67
Fund	11000	Operational		Payroll Liability - Debit		NM Bank & Trust	Operational	11000-0000-23148-0000-001752-0000-00000	Liability Payment	(\$1,899.67)
Fund	11000	Operational		Payroll Liability - Credit	12/3/2019	NMTRD	Operational	11000-0000-23142-0000-001752-0000-00000	Liability Payment	\$5,018.75
Fund	11000	Operational		Payroll Liability - Credit	12/5/2019	NMPSIA	Operational	11000-0000-23138-0000-001752-0000-00000	Liability Payment	\$107.50
Fund	11000	Operational		Payroll Liability - Credit	12/5/2019	NMPSIA	Operational	11000-0000-23147-0000-001752-0000-00000	Liability Payment	\$91.60
Fund	11000	Operational		Payroll Liability - Credit	12/5/2019	NMPSIA	Operational	11000-0000-23225-0000-001752-0000-00000	Liability Payment	\$12,150.10
Fund	11000	Operational		Payroll Liability - Debit	12/10/2019	ERB	Operational	11000-0000-23224-0000-001752-0000-00000	Liability Payment	\$24,590.15
Fund	11000	Operational		Payroll Liability - Debit	12/10/2019	NMRHCA	Operational	11000-0000-23245-0000-001752-0000-00000	Liability Payment	\$2,974.22
Fund	11000	Operational		Payroll Liability - Debit	12/13/2019	Internal Revenue Service	Operational	11000-0000-23141-0000-001752-0000-00000	Liability Payment	\$4,367.87
Fund	11000	Operational		Payroll Liability - Debit	12/13/2019	Internal Revenue Service	Operational	11000-0000-23143-0000-001752-0000-00000	Liability Payment	\$5,955.22
Fund	11000	Operational		Payroll Liability - Debit	12/13/2019	Internal Revenue Service	Operational	11000-0000-23144-0000-001752-0000-00000	Liability Payment	\$696.38
Fund	11000	Operational		Payroll Liability - Debit	12/13/2019	NM Bank & Trust	Operational	11000-0000-23148-0000-001752-0000-00000	Liability Payment	\$32,228.99
Fund	11000	Operational		Payroll Liability - Debit	12/13/2019	Internal Revenue Service	Operational	11000-0000-23154-0000-001752-0000-00000	Liability Payment	\$696.38
Fund	11000	Operational	3294	Direct Deposit	12/13/2019	Archuleta, Leticia	Operational	11000-2300-51100-0000-001752-1111-00000	Paycheck	\$2,222.70
Fund	11000	Operational	3295	Direct Deposit	12/13/2019	Atkins, Keith	Operational	11000-1000-51100-1010-001752-1411-00000	Paycheck	\$1,632.67
Fund	11000	Operational	3296	Direct Deposit	12/13/2019	Bonner, Sienna	Operational	11000-1000-51100-1010-001752-1411-00000	Paycheck	\$787.96
Fund	11000	Operational	3296	Direct Deposit	12/13/2019	Bonner, Sienna	Operational	11000-1000-51100-9000-001752-1618-60003	Paycheck	\$58.78
Fund	11000	Operational	3296	Direct Deposit	12/13/2019	Bonner, Sienna	Operational	11000-2200-51100-0000-001752-1211-00000	Paycheck	\$862.04
Fund	11000	Operational	3298	Direct Deposit	12/13/2019	Bussetti, Jessica	Operational	11000-2100-51100-0000-001752-1214-00000	Paycheck	\$1,403.26
Fund	11000	Operational	3299	Direct Deposit	12/13/2019	Esparza, Eric	Operational	11000-1000-51100-1010-001752-1411-00000	Paycheck	\$1,180.29
Fund	11000	Operational	3300	Direct Deposit	12/13/2019	LaVolpa, Kristen L	Operational	11000-1000-51100-1010-001752-1411-00000	Paycheck	\$2,111.05
Fund	11000	Operational	3301	Direct Deposit	12/13/2019	Marquez, Jason	Operational	11000-1000-51100-1010-001752-1411-00000	Paycheck	\$1,371.98
Fund	11000	Operational	3303	Direct Deposit	12/13/2019	Monje, Monika	Operational	11000-2300-51100-0000-001752-1114-00000	Paycheck	\$1,805.73
Fund	11000	Operational	3304	Direct Deposit	12/13/2019	Mota, Viviana	Operational	11000-2400-51100-0000-001752-1217-00000	Paycheck	\$1,113.92
Fund	11000	Operational	3304	Direct Deposit	12/13/2019	Mota, Viviana	Operational	11000-2400-51300-0000-001752-1217-00000	Paycheck	\$50.31
Fund	11000	Operational	3306	Direct Deposit	12/13/2019	Olivas, Cinthya	Operational	11000-2300-51100-0000-001752-1217-00000	Paycheck	\$805.89
Fund	11000	Operational	3307	Direct Deposit	12/13/2019	Pearson, Velinda	Operational	11000-2100-51100-0000-001752-1211-00000	Paycheck	\$1,990.45
Fund	11000	Operational	3308	Direct Deposit	12/13/2019	Qassem, Omkulthoom	Operational	11000-1000-51100-1010-001752-1411-00000	Paycheck	\$1,121.38
Fund	11000	Operational	3309	Direct Deposit	12/13/2019	Quinones-Suarez, Carolina	Operational	11000-2300-51100-0000-001752-1113-00000	Paycheck	\$1,758.38
Fund	11000	Operational	3310	Direct Deposit	12/13/2019	Reno, Amber	Operational	11000-2200-51100-0000-001752-1211-00000	Paycheck	\$2,018.99
Fund	11000	Operational	3312	Direct Deposit	12/13/2019	Shauger, Rob	Operational	11000-1000-51100-1010-001752-1411-00000	Paycheck	\$682.79
Fund	11000	Operational	3313	Direct Deposit	12/13/2019	Siciliano, Steve	Operational	11000-1000-51100-2000-001752-1412-00000	Paycheck	\$721.39
Fund	11000	Operational	3313	Direct Deposit	12/13/2019	Siciliano, Steve	Operational	11000-2100-51100-0000-001752-1211-00000	Paycheck	\$787.82
Fund	11000	Operational	3314	Direct Deposit	12/13/2019	Vigil, David	Operational	11000-2500-51100-0000-001752-1115-00000	Paycheck	\$4,390.02
Fund	11000	Operational	3315	Direct Deposit	12/13/2019	Yanez-Mota, Aylin L	Operational	11000-2500-51100-0000-001752-1220-00000	Paycheck	\$978.99
Fund	11000	Operational	3316	Direct Deposit	12/13/2019	Yntema, Patricia	Operational	11000-1000-51100-9000-001752-1612-00000	Paycheck	\$390.08
Fund	11000	Operational	3317	Direct Deposit	12/13/2019	Zamudio, Omar	Operational	11000-1000-51100-1010-001752-1411-00000	Paycheck	\$1,982.12
Fund	11000	Operational		Payroll Liability - Debit	12/31/2019	Internal Revenue Service	Operational	11000-0000-23141-0000-001752-0000-00000	Liability Payment	\$3,987.82
Fund	11000	Operational		Payroll Liability - Debit	12/31/2019	Internal Revenue Service	Operational	11000-0000-23143-0000-001752-0000-00000	Liability Payment	\$5,960.36
Fund	11000	Operational		Payroll Liability - Debit	12/31/2019	Internal Revenue Service	Operational	11000-0000-23144-0000-001752-0000-00000	Liability Payment	\$696.98
Fund	11000	Operational		Payroll Liability - Debit	12/31/2019	NM Bank & Trust	Operational	11000-0000-23148-0000-001752-0000-00000	Liability Payment	\$32,611.63
Fund	11000	Operational		Payroll Liability - Debit	12/31/2019	Internal Revenue Service	Operational	11000-0000-23154-0000-001752-0000-00000	Liability Payment	\$696.98
Fund	11000	Operational	3318	Direct Deposit	12/31/2019	Archuleta, Leticia	Operational	11000-2300-51100-0000-001752-1111-00000	Paycheck	\$2,222.72
Fund	11000	Operational	3319	Direct Deposit	12/31/2019	Atkins, Keith	Operational	11000-1000-51100-1010-001752-1411-00000	Paycheck	\$1,638.79
Fund	11000	Operational	3320	Direct Deposit	12/31/2019	Bonner, Sienna	Operational	11000-1000-51100-1010-001752-1411-00000	Paycheck	\$787.97
Fund	11000	Operational	3320	Direct Deposit	12/31/2019	Bonner, Sienna	Operational	11000-1000-51100-9000-001752-1618-60003	Paycheck	\$58.78
Fund	11000	Operational	3320	Direct Deposit	12/31/2019	Bonner, Sienna	Operational	11000-2200-51100-0000-001752-1211-00000	Paycheck	\$862.04
Fund	11000	Operational	3321	Direct Deposit	12/31/2019	Burningham, Younhee	Operational	11000-1000-51100-1010-001752-1411-00000	Paycheck	\$1,323.09
Fund	11000	Operational	3322	Direct Deposit	12/31/2019	Bussetti, Jessica	Operational	11000-2100-51100-0000-001752-1214-00000	Paycheck	\$1,403.27
Fund	11000	Operational	3323	Direct Deposit	12/31/2019	Esparza, Eric	Operational	11000-1000-51100-1010-001752-1411-00000	Paycheck	\$1,180.30
Fund	11000	Operational	3324	Direct Deposit	12/31/2019	LaVolpa, Kristen L	Operational	11000-1000-51100-1010-001752-1411-00000	Paycheck	\$2,111.06
Fund	11000	Operational	3325	Direct Deposit	12/31/2019	Marquez, Jason	Operational	11000-1000-51100-1010-001752-1411-00000	Paycheck	\$1,371.99
Fund	11000	Operational	3326	Direct Deposit	12/31/2019	Meek, Wendy	Operational	11000-1000-51100-1010-001752-1412-00000	Paycheck	\$1,755.78
Fund	11000	Operational	3327	Direct Deposit	12/31/2019	Monje, Monika	Operational	11000-2300-51100-0000-001752-1114-00000	Paycheck	\$1,710.11

Fund	11000	Operational		3327	Direct Deposit	12/31/2019	Monje, Monika	Operational	11000-2300-51300-0000-001752-1113-00000	Paycheck	\$661.91
Fund	11000	Operational		3328	Direct Deposit	12/31/2019	Mota, Viviana	Operational	11000-2400-51100-0000-001752-1217-00000	Paycheck	\$1,113.93
Fund	11000	Operational		3328	Direct Deposit	12/31/2019	Mota, Viviana	Operational	11000-2400-51300-0000-001752-1217-00000	Paycheck	\$50.31
Fund	11000	Operational		3330	Direct Deposit	12/31/2019	Olivas, Cinthya	Operational	11000-2300-51100-0000-001752-1217-00000	Paycheck	\$416.93
Fund	11000	Operational		3330	Direct Deposit	12/31/2019	Olivas, Cinthya	Operational	11000-2300-51200-0000-001752-1217-00000	Paycheck	\$11.73
Fund	11000	Operational		3331	Direct Deposit	12/31/2019	Pearson, Velinda	Operational	11000-2100-51100-0000-001752-1211-00000	Paycheck	\$2,255.38
Fund	11000	Operational		3332	Direct Deposit	12/31/2019	Qassem, Omkulthoom	Operational	11000-1000-51100-1010-001752-1411-00000	Paycheck	\$1,295.90
Fund	11000	Operational		3333	Direct Deposit	12/31/2019	Quinones-Suarez, Carolina	Operational	11000-2300-51100-0000-001752-1113-00000	Paycheck	\$1,758.39
Fund	11000	Operational		3334	Direct Deposit	12/31/2019	Reno, Amber	Operational	11000-2200-51100-0000-001752-1211-00000	Paycheck	\$1,985.18
Fund	11000	Operational		3335	Direct Deposit	12/31/2019	Sanchez, Carolyn M	Operational	11000-2200-51100-0000-001752-1211-00000	Paycheck	\$1,967.55
Fund	11000	Operational		3336	Direct Deposit	12/31/2019	Siciliano, Steve	Operational	11000-1000-51100-2000-001752-1412-00000	Paycheck	\$721.39
Fund	11000	Operational		3336	Direct Deposit	12/31/2019	Siciliano, Steve	Operational	11000-2100-51100-0000-001752-1211-00000	Paycheck	\$787.83
Fund	11000	Operational		3337	Direct Deposit	12/31/2019	Yanez-Mota, Aylin L	Operational	11000-2500-51100-0000-001752-1220-00000	Paycheck	\$979.00
Fund	11000	Operational		3338	Direct Deposit	12/31/2019	Yntema, Patricia	Operational	11000-1000-51100-9000-001752-1612-00000	Paycheck	\$187.89
Fund	11000	Operational		3339	Direct Deposit	12/31/2019	Zamudio, Omar	Operational	11000-1000-51100-1010-001752-1411-00000	Paycheck	\$1,982.13
Fund	11000	Operational		3340	Direct Deposit	12/31/2019	Marquez, Nicodemus	Operational	11000-1000-51100-0000-001752-1612-00000	Paycheck	\$10,028.28
Fund	24101	Title I - IASA			Payroll Liability - Credit	12/3/2019	NMTRD	Title I - IASA	24101-0000-23142-0000-001752-0000-00000	Liability Payment	\$299.74
Fund	24101	Title I - IASA			Payroll Liability - Credit	12/5/2019	NMPSIA	Title I - IASA	24101-0000-23138-0000-001752-0000-00000	Liability Payment	\$24.37
Fund	24101	Title I - IASA			Payroll Liability - Credit	12/5/2019	NMPSIA	Title I - IASA	24101-0000-23147-0000-001752-0000-00000	Liability Payment	\$2.70
Fund	24101	Title I - IASA			Payroll Liability - Credit	12/5/2019	NMPSIA	Title I - IASA	24101-0000-23225-0000-001752-0000-00000	Liability Payment	\$1,386.54
Fund	24101	Title I - IASA			Payroll Liability - Debit	12/10/2019	ERB	Title I - IASA	24101-0000-23224-0000-001752-0000-00000	Liability Payment	\$1,921.74
Fund	24101	Title I - IASA			Payroll Liability - Debit	12/10/2019	NMRHCA	Title I - IASA	24101-0000-23245-0000-001752-0000-00000	Liability Payment	\$232.00
Fund	24101	Title I - IASA			Payroll Liability - Debit	12/13/2019	Internal Revenue Service	Title I - IASA	24101-0000-23141-0000-001752-0000-00000	Liability Payment	\$222.15
Fund	24101	Title I - IASA			Payroll Liability - Debit	12/13/2019	Internal Revenue Service	Title I - IASA	24101-0000-23143-0000-001752-0000-00000	Liability Payment	\$445.32
Fund	24101	Title I - IASA			Payroll Liability - Debit	12/13/2019	Internal Revenue Service	Title I - IASA	24101-0000-23144-0000-001752-0000-00000	Liability Payment	\$52.07
Fund	24101	Title I - IASA			Payroll Liability - Debit	12/13/2019	NM Bank & Trust	Title I - IASA	24101-0000-23148-0000-001752-0000-00000	Liability Payment	\$2,559.89
Fund	24101	Title I - IASA			Payroll Liability - Debit	12/13/2019	Internal Revenue Service	Title I - IASA	24101-0000-23154-0000-001752-0000-00000	Liability Payment	\$52.07
Fund	24101	Title I - IASA		3297	Direct Deposit	12/13/2019	Burningham, Younhee	Title I - IASA	24101-1000-51100-1010-001752-1411-00000	Paycheck	\$1,323.09
Fund	24101	Title I - IASA		3305	Direct Deposit	12/13/2019	Moulton, Alyse	Title I - IASA	24101-2100-51100-0000-001752-1214-00000	Paycheck	\$1,236.80
Fund	24101	Title I - IASA			Payroll Liability - Debit	12/31/2019	Internal Revenue Service	Title I - IASA	24101-0000-23141-0000-001752-0000-00000	Liability Payment	\$116.98
Fund	24101	Title I - IASA			Payroll Liability - Debit	12/31/2019	Internal Revenue Service	Title I - IASA	24101-0000-23143-0000-001752-0000-00000	Liability Payment	\$217.14
Fund	24101	Title I - IASA			Payroll Liability - Debit	12/31/2019	Internal Revenue Service	Title I - IASA	24101-0000-23144-0000-001752-0000-00000	Liability Payment	\$25.39
Fund	24101	Title I - IASA			Payroll Liability - Debit	12/31/2019	NM Bank & Trust	Title I - IASA	24101-0000-23148-0000-001752-0000-00000	Liability Payment	\$1,236.81
Fund	24101	Title I - IASA			Payroll Liability - Debit	12/31/2019	Internal Revenue Service	Title I - IASA	24101-0000-23154-0000-001752-0000-00000	Liability Payment	\$25.39
Fund	24101	Title I - IASA		3329	Direct Deposit	12/31/2019	Moulton, Alyse	Title I - IASA	24101-2100-51100-0000-001752-1214-00000	Paycheck	\$1,236.81
Fund	24106	Entitlement IDEA-B			Payroll Liability - Credit	12/3/2019	NMTRD	Entitlement IDEA-B	24106-0000-23142-0000-001752-0000-00000	Liability Payment	\$194.56
Fund	24106	Entitlement IDEA-B			Payroll Liability - Credit	12/5/2019	NMPSIA	Entitlement IDEA-B	24106-0000-23225-0000-001752-0000-00000	Liability Payment	\$4.70
Fund	24106	Entitlement IDEA-B			Payroll Liability - Debit	12/10/2019	ERB	Entitlement IDEA-B	24106-0000-23224-0000-001752-0000-00000	Liability Payment	\$1,211.48
Fund	24106	Entitlement IDEA-B			Payroll Liability - Debit	12/10/2019	NMRHCA	Entitlement IDEA-B	24106-0000-23245-0000-001752-0000-00000	Liability Payment	\$146.26
Fund	24106	Entitlement IDEA-B			Payroll Liability - Debit	12/13/2019	Internal Revenue Service	Entitlement IDEA-B	24106-0000-23141-0000-001752-0000-00000	Liability Payment	\$141.64
Fund	24106	Entitlement IDEA-B			Payroll Liability - Debit	12/13/2019	Internal Revenue Service	Entitlement IDEA-B	24106-0000-23143-0000-001752-0000-00000	Liability Payment	\$302.26
Fund	24106	Entitlement IDEA-B			Payroll Liability - Debit	12/13/2019	Internal Revenue Service	Entitlement IDEA-B	24106-0000-23144-0000-001752-0000-00000	Liability Payment	\$35.34
Fund	24106	Entitlement IDEA-B			Payroll Liability - Debit	12/13/2019	NM Bank & Trust	Entitlement IDEA-B	24106-0000-23148-0000-001752-0000-00000	Liability Payment	\$1,755.78
Fund	24106	Entitlement IDEA-B			Payroll Liability - Debit	12/13/2019	Internal Revenue Service	Entitlement IDEA-B	24106-0000-23154-0000-001752-0000-00000	Liability Payment	\$35.34
Fund	24106	Entitlement IDEA-B		3302	Direct Deposit	12/13/2019	Meek, Wendy	Entitlement IDEA-B	24106-1000-51100-2000-001752-1412-00000	Paycheck	\$1,755.78
Fund	24190	Comprehensive			Payroll Liability - Credit	12/3/2019	NMTRD	Comprehensive	24190-0000-23142-0000-001752-0000-00000	Liability Payment	\$335.12
Fund	24190	Comprehensive			Payroll Liability - Credit	12/5/2019	NMPSIA	Comprehensive	24190-0000-23138-0000-001752-0000-00000	Liability Payment	\$19.85
Fund	24190	Comprehensive			Payroll Liability - Credit	12/5/2019	NMPSIA	Comprehensive	24190-0000-23225-0000-001752-0000-00000	Liability Payment	\$1,640.44
Fund	24190	Comprehensive			Payroll Liability - Debit	12/10/2019	ERB	Comprehensive	24190-0000-23224-0000-001752-0000-00000	Liability Payment	\$1,594.54
Fund	24190	Comprehensive			Payroll Liability - Debit	12/10/2019	NMRHCA	Comprehensive	24190-0000-23245-0000-001752-0000-00000	Liability Payment	\$192.50
Fund	24190	Comprehensive			Payroll Liability - Debit	12/13/2019	Internal Revenue Service	Comprehensive	24190-0000-23141-0000-001752-0000-00000	Liability Payment	\$229.38
Fund	24190	Comprehensive			Payroll Liability - Debit	12/13/2019	Internal Revenue Service	Comprehensive	24190-0000-23143-0000-001752-0000-00000	Liability Payment	\$357.26
Fund	24190	Comprehensive			Payroll Liability - Debit	12/13/2019	Internal Revenue Service	Comprehensive	24190-0000-23144-0000-001752-0000-00000	Liability Payment	\$41.78
Fund	24190	Comprehensive			Payroll Liability - Debit	12/13/2019	NM Bank & Trust	Comprehensive	24190-0000-23148-0000-001752-0000-00000	Liability Payment	\$1,967.54
Fund	24190	Comprehensive			Payroll Liability - Debit	12/13/2019	Internal Revenue Service	Comprehensive	24190-0000-23154-0000-001752-0000-00000	Liability Payment	\$41.78
Fund	24190	Comprehensive		3311	Direct Deposit	12/13/2019	Sanchez, Carolyn M	Comprehensive	24190-2200-51100-0000-001752-1211-00000	Paycheck	\$1,967.54
Sub Total											\$224,259.42

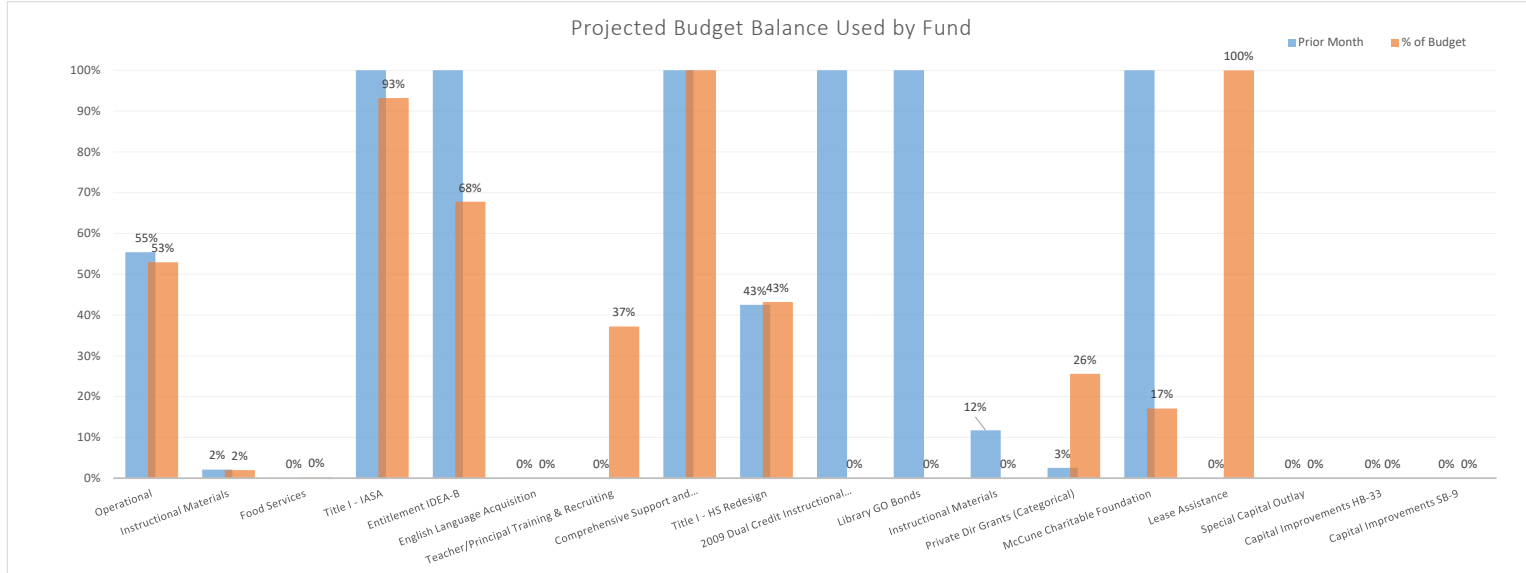
Health Leadership High School

Check Payments By Fund Report

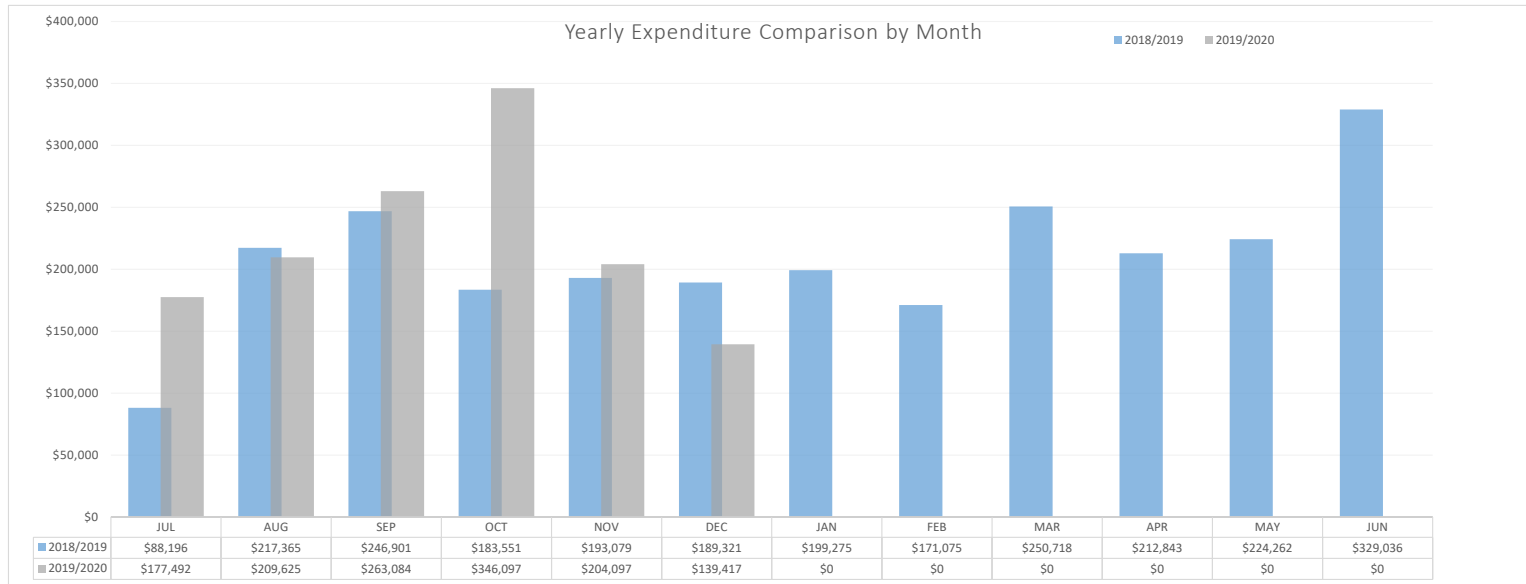
Accounting Cycle: FY19-20; Begin Date: 12/01/2019; End Date: 12/31/2019; Display Element Description: Fund; Check Type: [All]; Sort By Element: Fund; Account Code Expression: [All]; Created On: 1/23/2020 9:19:11 AM

Fund Number	Fund Description	TOTAL
11000	Operational	\$197,671.55
24101	Title I - IASA	\$12,617.00
24106	Entitlement IDEA-B	\$5,583.14
24190	Comprehensive Support and Improvement (CSI)	\$8,387.73

Health Leadership High School Expenditure Analytical Review As of December 31, 2019

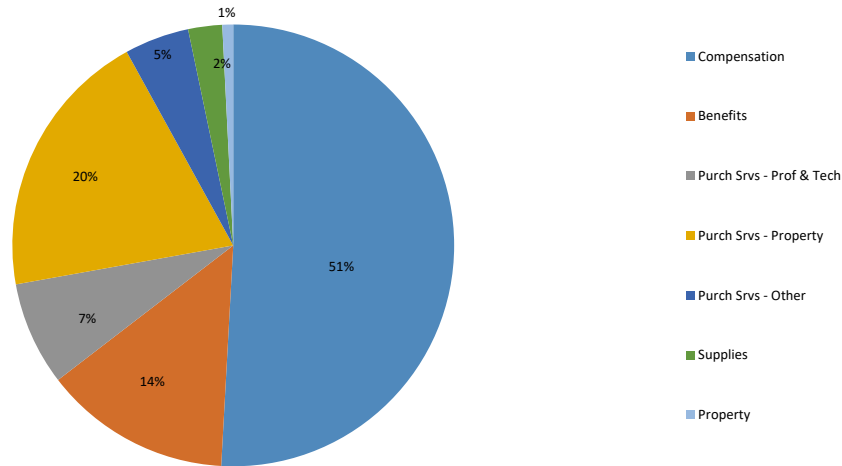


Note: Operational decrease for 40th day student count is not reflected in graphs. Will be included when final funded SEG is released by PED.



Health Leadership High School
Expenditure Analytical Review
As of December 31, 2019

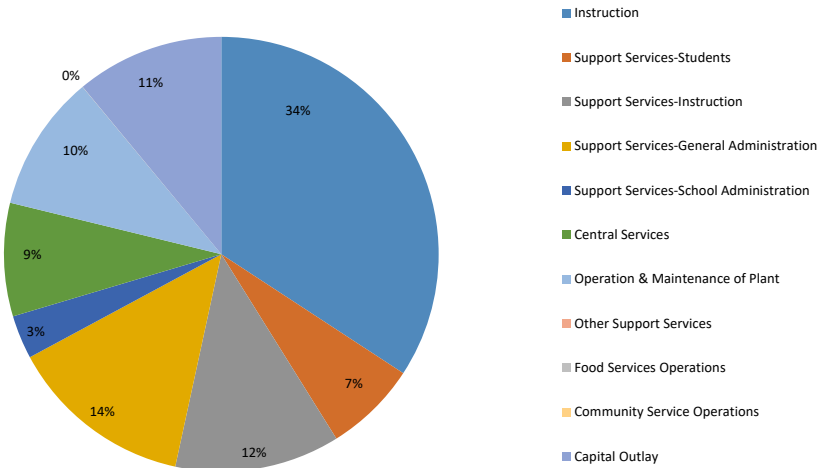
FY2020 Exp YTD & Enc by Object Code



Compensation: amounts paid to permanent and temporary employees.
Benefits: medical, dental, vision, disability, unemployment, etc.
Purch Srvs - Prof & Tech: ancillary, training, auditors, attorneys, accounting.
Purch Srvs - Property: maintenance & repair, utilities, lease, etc.
Purch Srvs - Other: liability insurance, advertising, travel, non-professional services.
Supplies: office, testing, textbook, food, software, etc.
Property: fixed assets, property purchase.
Debt Svc & Misc: penalties, emergency reserve, etc.

Note:

FY2020 Exp YTD & Enc by Function



1000 - Instruction: direct classroom related expenditures.
2100 - Support Services - Student: special education, school counselor, attendance, student records.
2200 - Support Services - Instruction: testing and library
2300 - Administration: auditors, legal, and governance council
2400 - School Administration: principal's office
2500 - Central Services: business office and administrative technology
2600 - Operation & Maintenance: custodial, maintenance, security, and safety
3100 - Food Services: food services operations
4000 - Capital: Lease Assistance, HB-33, and SB-9 allocations.

Note:

Health Leadership High School

Statement of Revenues and Expenditures and Change in Fund

Cycle: FY19-20; Fund Class: [All]; Fund Columns: [All Non-Zero Funds]; Account Code Expression: [All]; Include Element Value: Yes;

Revenue Element: Function; Expenditure Element: Function; Begin Date: 12/01/2019; End Date: 12/31/2019

Description	11000 - Operational	21000 - Food Services	24101 - Title I - IASA	24106 - Entitlement IDEA- B	24190 - Comprehensive Support and	31200 - Public School Capital Out	31600 - Capital Improvements HB- 3	31701 - Capital Improvements SB- 9	Total
0000 - Revenue/Balance Sheet	\$251,345.40	\$0.00	\$0.00	\$0.00	\$0.00	\$42,502.00	\$206.97	\$104.05	\$294,158.42
Total Revenue	\$251,345.40	\$0.00	\$0.00	\$0.00	\$0.00	\$42,502.00	\$206.97	\$104.05	\$294,158.42
0000 - Revenue/Balance Sheet	\$0.00	\$0.00	\$0.00	\$0.00	\$0.00	\$0.00	(\$2.06)	(\$1.01)	(\$3.07)
1000 - Instruction	\$48,032.81	\$0.00	\$2,694.64	\$3,028.50	\$0.00	\$0.00	\$0.00	\$0.00	\$53,755.95
2100 - Support Services-Students	\$16,484.04	\$0.00	\$5,020.49	\$0.00	\$0.00	\$0.00	\$0.00	\$0.00	\$21,504.53
2200 - Support Services-Instruction	\$57,410.45	\$0.00	\$0.00	\$0.00	(\$41,517.48)	\$0.00	\$0.00	\$0.00	\$15,892.97
2300 - Support Services-General Administration	\$29,296.13	\$0.00	\$0.00	\$0.00	\$0.00	\$0.00	\$4.13	\$2.05	\$29,302.31
2400 - Support Services-School Administration	\$4,916.89	\$0.00	\$0.00	\$0.00	\$0.00	\$0.00	\$0.00	\$0.00	\$4,916.89
2500 - Central Services	\$14,047.73	\$0.00	\$0.00	\$0.00	\$0.00	\$0.00	\$0.00	\$0.00	\$14,047.73
3100 - Food Services Operations	(\$95.00)	\$95.00	\$0.00	\$0.00	\$0.00	\$0.00	\$0.00	\$0.00	\$0.00
Total Expenditure	\$170,093.05	\$95.00	\$7,715.13	\$3,028.50	(\$41,517.48)	\$0.00	\$2.07	\$1.04	\$139,417.31
Total Other Financing Sources (Uses)	\$0.00	\$0.00	\$0.00	\$0.00	\$0.00	\$0.00	\$0.00	\$0.00	\$0.00
Excess (deficiency) of revenues and other financing sources over expenditures and other financing uses	\$81,252.35	(\$95.00)	(\$7,715.13)	(\$3,028.50)	\$41,517.48	\$42,502.00	\$204.90	\$103.01	\$154,741.11
Fund Balance, Beginning of year	\$1,287,535.43	(\$6,874.62)	\$0.00	\$0.00	\$0.00	\$0.00	\$309,674.57	\$212,544.20	\$1,802,879.58
Fund Balance, End of year	\$1,368,787.78	(\$6,969.62)	(\$7,715.13)	(\$3,028.50)	\$41,517.48	\$42,502.00	\$309,879.47	\$212,647.21	\$1,957,620.69

Revenue

Health Leadership High School

Account Summary Report

Cycle: FY19-20; Begin Date: 12/01/2019; End Date: 12/31/2019; Account Type: Revenue; Subtotal Elements: Fund; Filter: [All]; Subtotal By Account Type: Yes; Include Unposted Transactions: No; Created On: 1/23/2020

Account Code	Description	Actual (Date Range)	Budget (YTD)	Actual (YTD)	Encumbrance (YTD)	Available (YTD)	% of Budget
11000-0000-41701-0000-001752-0000-00000	Operational-Fees - Activities	(\$178.50)	(\$4,000.00)	(\$2,542.50)	\$0.00	(\$1,457.50)	63.56
11000-0000-41701-0000-001752-0000-60003	Operational-Fees - Activities	\$0.00	\$0.00	(\$150.00)	\$0.00	\$150.00	0.00
11000-0000-41705-0000-001752-0000-00000	Operational-Fees - Users	\$0.00	(\$500.00)	\$0.00	\$0.00	(\$500.00)	0.00
11000-0000-41920-0000-001752-0000-00000	Operational-Contributions/Donations - Private Sources (Non Cateoorical)	(\$2.70)	\$0.00	(\$12.60)	\$0.00	\$12.60	0.00
11000-0000-41980-0000-001752-0000-00000	Operational-Refund of Prior Year's Expenditures	\$0.00	\$0.00	(\$2,070.09)	\$0.00	\$2,070.09	0.00
11000-0000-43101-0000-001752-0000-00000	State Equalization Guarantee	(\$251,164.20)	(\$3,028,649.00)	(\$1,495,825.94)	\$0.00	(\$1,532,823.06)	49.38
Subtotal of Element: Revenue		(\$251,345.40)	(\$3,033,149.00)	(\$1,500,601.13)	\$0.00	(\$1,532,547.87)	49.47
Subtotal of Element: [Fund] 11000 - Operational		(\$251,345.40)	(\$3,033,149.00)	(\$1,500,601.13)	\$0.00	(\$1,532,547.87)	49.47
14000-0000-43207-0000-001752-0000-00000	Instructional Materials-Instructional Materials - Credit	\$0.00	\$0.00	(\$2,183.26)	\$0.00	\$2,183.26	0.00
Subtotal of Element: Revenue		\$0.00	\$0.00	(\$2,183.26)	\$0.00	\$2,183.26	0.00
Subtotal of Element: [Fund] 14000 - Instructional Materials		\$0.00	\$0.00	(\$2,183.26)	\$0.00	\$2,183.26	0.00
21000-0000-44500-0000-001752-0000-00000	Food Services-Restricted Grants - Federal Flow-through	\$0.00	(\$60,000.00)	(\$6,874.62)	\$0.00	(\$53,125.38)	11.45
Subtotal of Element: Revenue		\$0.00	(\$60,000.00)	(\$6,874.62)	\$0.00	(\$53,125.38)	11.46
Subtotal of Element: [Fund] 21000 - Food Services		\$0.00	(\$60,000.00)	(\$6,874.62)	\$0.00	(\$53,125.38)	11.46
24101-0000-41924-0000-001752-0000-00000	Title I - IASA-Flow-through Grants From Districts to Charter Schools	\$0.00	(\$58,082.00)	\$0.00	\$0.00	(\$58,082.00)	0.00
Subtotal of Element: Revenue		\$0.00	(\$58,082.00)	\$0.00	\$0.00	(\$58,082.00)	0.00
Subtotal of Element: [Fund] 24101 - Title I - IASA		\$0.00	(\$58,082.00)	\$0.00	\$0.00	(\$58,082.00)	0.00
24106-0000-41924-0000-001752-0000-00000	Entitlement IDEA-B-Flow-through Grants From Districts to Charter Schools	\$0.00	(\$44,677.00)	\$0.00	\$0.00	(\$44,677.00)	0.00
Subtotal of Element: Revenue		\$0.00	(\$44,677.00)	\$0.00	\$0.00	(\$44,677.00)	0.00
Subtotal of Element: [Fund] 24106 - Entitlement IDEA-B		\$0.00	(\$44,677.00)	\$0.00	\$0.00	(\$44,677.00)	0.00
24153-0000-41924-0000-001752-0000-00000	English Language Acquisition-Flow-through Grants From Districts to Charter Schools	\$0.00	(\$1,500.00)	\$0.00	\$0.00	(\$1,500.00)	0.00
Subtotal of Element: Revenue		\$0.00	(\$1,500.00)	\$0.00	\$0.00	(\$1,500.00)	0.00
Subtotal of Element: [Fund] 24153 - English Language Acquisition		\$0.00	(\$1,500.00)	\$0.00	\$0.00	(\$1,500.00)	0.00
24154-0000-41924-0000-001752-0000-00000	Teacher/Principal Training & Recruiting-Flow-through Grants From Districts to Charter Schools	\$0.00	(\$13,369.00)	\$0.00	\$0.00	(\$13,369.00)	0.00
Subtotal of Element: Revenue		\$0.00	(\$13,369.00)	\$0.00	\$0.00	(\$13,369.00)	0.00
Subtotal of Element: [Fund] 24154 - Teacher/Principal Training & Recruiting		\$0.00	(\$13,369.00)	\$0.00	\$0.00	(\$13,369.00)	0.00
24190-0000-41924-0000-001752-0000-00000	Comprehensive Support and Improvement (CSI)-Flow-through Grants From Districts to Charter Schools	\$0.00	(\$35,437.00)	\$0.00	\$0.00	(\$35,437.00)	0.00
Subtotal of Element: Revenue		\$0.00	(\$35,437.00)	\$0.00	\$0.00	(\$35,437.00)	0.00
Subtotal of Element: [Fund] 24190 - Comprehensive Support and Improvement (CSI)		\$0.00	(\$35,437.00)	\$0.00	\$0.00	(\$35,437.00)	0.00

24191-0000-41924-0000-001752-0000-00000	Title I - HS Redesign-Flow-through Grants From Districts to Charter Schools	\$0.00	(\$150,000.00)	(\$18,624.30)	\$0.00	(\$131,375.70)	12.41
Subtotal of Element: Revenue		\$0.00	(\$150,000.00)	(\$18,624.30)	\$0.00	(\$131,375.70)	12.42
Subtotal of Element: [Fund] 24191 - Title I - HS Redesign		\$0.00	(\$150,000.00)	(\$18,624.30)	\$0.00	(\$131,375.70)	12.42
27103-0000-41924-0000-001752-0000-00000	2009 Dual Credit Instructional Materials/HB2-Flow-through Grants From Districts to Charter Schools	\$0.00	(\$10,792.00)	\$0.00	\$0.00	(\$10,792.00)	0.00
Subtotal of Element: Revenue		\$0.00	(\$10,792.00)	\$0.00	\$0.00	(\$10,792.00)	0.00
Subtotal of Element: [Fund] 27103 - 2009 Dual Credit Instructional Materials/HB2		\$0.00	(\$10,792.00)	\$0.00	\$0.00	(\$10,792.00)	0.00
27107-0000-43202-0000-001752-0000-00000	Library GO Bonds-State Flow-through Grant	\$0.00	(\$3,618.00)	\$0.00	\$0.00	(\$3,618.00)	0.00
Subtotal of Element: Revenue		\$0.00	(\$3,618.00)	\$0.00	\$0.00	(\$3,618.00)	0.00
Subtotal of Element: [Fund] 27107 - Library GO Bonds		\$0.00	(\$3,618.00)	\$0.00	\$0.00	(\$3,618.00)	0.00
27109-0000-43202-0000-001752-0000-00000	Instructional Materials-State Flow-through Grant	\$0.00	\$0.00	(\$24,431.87)	\$0.00	\$24,431.87	0.00
Subtotal of Element: Revenue		\$0.00	\$0.00	(\$24,431.87)	\$0.00	\$24,431.87	0.00
Subtotal of Element: [Fund] 27109 - Instructional Materials		\$0.00	\$0.00	(\$24,431.87)	\$0.00	\$24,431.87	0.00
29102-0000-41920-0000-001752-0000-00000	Private Dir Grants (Categorical)-Contributions/Donations - Private Sources (Non Categorical)	\$0.00	\$0.00	(\$5,750.00)	\$0.00	\$5,750.00	0.00
Subtotal of Element: Revenue		\$0.00	\$0.00	(\$5,750.00)	\$0.00	\$5,750.00	0.00
Subtotal of Element: [Fund] 29102 - Private Dir Grants (Categorical)		\$0.00	\$0.00	(\$5,750.00)	\$0.00	\$5,750.00	0.00
31200-0000-43209-0000-001752-0000-00000	Public School Capital Outlay-PSCOC Awards	(\$42,502.00)	(\$170,008.00)	(\$42,502.00)	\$0.00	(\$127,506.00)	25.00
Subtotal of Element: Revenue		(\$42,502.00)	(\$170,008.00)	(\$42,502.00)	\$0.00	(\$127,506.00)	25.00
Subtotal of Element: [Fund] 31200 - Public School Capital Outlay		(\$42,502.00)	(\$170,008.00)	(\$42,502.00)	\$0.00	(\$127,506.00)	25.00
31400-0000-43202-0000-001752-0000-00000	Special Capital Outlay-State-State Flow-through Grant	\$0.00	(\$100,000.00)	\$0.00	\$0.00	(\$100,000.00)	0.00
Subtotal of Element: Revenue		\$0.00	(\$100,000.00)	\$0.00	\$0.00	(\$100,000.00)	0.00
Subtotal of Element: [Fund] 31400 - Special Capital Outlay-State		\$0.00	(\$100,000.00)	\$0.00	\$0.00	(\$100,000.00)	0.00
31600-0000-41110-0000-001752-0000-00000	Capital Improvements HB-33-Ad Valorem Taxes - School District	(\$206.97)	(\$159,026.00)	(\$4,314.69)	\$0.00	(\$154,711.31)	2.71
Subtotal of Element: Revenue		(\$206.97)	(\$159,026.00)	(\$4,314.69)	\$0.00	(\$154,711.31)	2.71
Subtotal of Element: [Fund] 31600 - Capital Improvements HB-33		(\$206.97)	(\$159,026.00)	(\$4,314.69)	\$0.00	(\$154,711.31)	2.71
31700-0000-43204-0000-001752-0000-00000	Capital Improvements SB-9-Prior Year Balances	\$0.00	(\$4,443.00)	\$0.00	\$0.00	(\$4,443.00)	0.00
Subtotal of Element: Revenue		\$0.00	(\$4,443.00)	\$0.00	\$0.00	(\$4,443.00)	0.00
Subtotal of Element: [Fund] 31700 - Capital Improvements SB-9		\$0.00	(\$4,443.00)	\$0.00	\$0.00	(\$4,443.00)	0.00
31701-0000-41110-0000-001752-0000-00000	Capital Improvements SB-9 Local-Ad Valorem Taxes - School District	(\$104.05)	(\$78,591.00)	(\$2,151.66)	\$0.00	(\$76,439.34)	2.73
Subtotal of Element: Revenue		(\$104.05)	(\$78,591.00)	(\$2,151.66)	\$0.00	(\$76,439.34)	2.74
Subtotal of Element: [Fund] 31701 - Capital Improvements SB-9 Local		(\$104.05)	(\$78,591.00)	(\$2,151.66)	\$0.00	(\$76,439.34)	2.74
Grand Total		(\$294,158.42)	(\$3,922,692.00)	(\$1,607,433.53)	\$0.00	(\$2,315,258.47)	40.98

Expenditures

Health Leadership High School

Account Summary Report

Cycle: FY19-20; Begin Date: 12/01/2019; End Date: 12/31/2019; Account Type: Expenditure; Subtotal Elements: Fund,Function; Filter: [All]; Subtotal By Account Type: Yes; Include Unposted Transactions: No; Created On: 1/23/2020 9:24:08 AM

Account Code	Description	Actual (Date Range)	Budget (YTD)	Actual (YTD)	Encumbrance (YTD)	Available (YTD)	% of Budget
11000-1000-51100-0000-001752-1612-00000	Operational-Salaries Expense	\$1,158.10	\$9,000.00	\$1,585.80	\$0.00	\$7,414.20	17.62
11000-1000-51100-1010-001752-1411-00000	Salaries Expense: Teachers-Grades 1-12	\$33,192.49	\$615,716.00	\$214,696.62	\$266,397.40	\$134,621.98	34.86
11000-1000-51100-1010-001752-1412-00000	Operational-Salaries Expense	\$2,437.59	\$0.00	\$2,437.59	\$31,688.61	(\$34,126.20)	0.00
11000-1000-51100-2000-001752-1412-00000	Salaries Expense: Teachers- Special Education	\$2,441.76	\$30,079.00	\$13,429.68	\$15,871.32	\$778.00	44.64
11000-1000-51100-9000-001752-1612-00000	Operational-Salaries Expense	(\$390.00)	\$0.00	\$0.00	\$12,193.82	(\$12,193.82)	0.00
11000-1000-51100-9000-001752-1618-60003	Operational-Salaries Expense	\$181.82	\$0.00	\$818.19	\$3,681.81	(\$4,500.00)	0.00
11000-1000-51300-9000-001752-1618-00000	Operational-Additional Compensation	\$0.00	\$4,000.00	\$0.00	\$0.00	\$4,000.00	0.00
11000-1000-52111-0000-001752-0000-00000	Educational Retirement	\$5,494.22	\$96,400.00	\$32,847.52	\$45,917.61	\$17,634.87	34.07
11000-1000-52111-0000-001752-0000-60003	Operational-Educational Retirement	\$25.72	\$0.00	\$115.74	\$167.18	(\$282.92)	0.00
11000-1000-52111-1010-001752-1411-00000	Operational-Educational Retirement	\$0.00	\$0.00	\$3.34	\$0.00	(\$3.34)	0.00
11000-1000-52112-0000-001752-0000-00000	ERA - Retiree Health	\$761.44	\$19,036.00	\$4,630.83	\$6,409.42	\$7,995.75	24.32
11000-1000-52112-0000-001752-0000-60003	Operational-ERA - Retiree Health	\$3.64	\$0.00	\$16.38	\$23.66	(\$40.04)	0.00
11000-1000-52210-0000-001752-0000-00000	FICA Payments	\$2,342.26	\$47,039.00	\$13,692.79	\$19,831.16	\$13,515.05	29.10
11000-1000-52210-0000-001752-0000-60003	Operational-FICA Payments	\$10.86	\$0.00	\$49.01	\$70.59	(\$119.60)	0.00
11000-1000-52220-0000-001752-0000-00000	Medicare Payments	\$547.78	\$15,044.00	\$3,202.33	\$4,637.71	\$7,203.96	21.28
11000-1000-52220-0000-001752-0000-60003	Operational-Medicare Payments	\$2.54	\$0.00	\$11.43	\$16.51	(\$27.94)	0.00
11000-1000-52311-0000-001752-0000-00000	Health and Medical Premiums	(\$592.08)	\$80,944.00	\$23,698.41	\$19,241.07	\$38,004.52	29.27
11000-1000-52311-0000-001752-0000-60003	Operational-Health and Medical Premiums	\$9.12	\$0.00	\$40.90	\$59.28	(\$100.18)	0.00
11000-1000-52312-0000-001752-0000-00000	Life	\$44.35	\$793.00	\$228.73	\$328.28	\$235.99	28.84
11000-1000-52312-0000-001752-0000-60003	Operational-Life	\$0.16	\$0.00	\$0.72	\$1.04	(\$1.76)	0.00
11000-1000-52313-0000-001752-0000-00000	Dental	\$128.55	\$6,587.00	\$978.42	\$1,097.90	\$4,510.68	14.85
11000-1000-52313-0000-001752-0000-60003	Operational-Dental	\$0.60	\$0.00	\$0.60	\$3.90	(\$4.50)	0.00
11000-1000-52314-0000-001752-0000-00000	Vision	\$13.67	\$1,382.00	\$112.02	\$154.39	\$1,115.59	8.10
11000-1000-52314-0000-001752-0000-60003	Operational-Vision	\$0.12	\$0.00	\$0.54	\$0.78	(\$1.32)	0.00
11000-1000-52315-0000-001752-0000-00000	Disability	\$21.41	\$1,298.00	\$97.12	\$243.50	\$957.38	7.48
11000-1000-52500-0000-001752-0000-00000	Unemployment Compensation	\$125.67	\$14,425.00	\$718.34	\$1,086.08	\$12,620.58	4.97
11000-1000-52500-0000-001752-0000-60003	Operational-Unemployment Compensation	\$0.60	\$0.00	\$2.70	\$3.90	(\$6.60)	0.00
11000-1000-52710-0000-001752-0000-00000	Workers Compensation Premium	\$0.00	\$5,770.00	\$0.00	\$0.00	\$5,770.00	0.00
11000-1000-52720-0000-001752-0000-00000	Workers Compensation Employer's Fee	\$7.27	\$272.00	\$62.35	\$54.43	\$155.22	22.92
11000-1000-52720-0000-001752-0000-60003	Operational-Workers Compensation Employer's Fee	\$0.02	\$0.00	\$0.09	\$0.13	(\$0.22)	0.00
11000-1000-53330-1010-001752-0000-00000	Operational-Professional Development	\$0.00	\$0.00	\$105.00	\$0.00	(\$105.00)	0.00
11000-1000-53711-0000-001752-0000-00000	Other Charges	\$63.13	\$0.00	\$155.38	\$0.00	(\$155.38)	0.00
11000-1000-53711-1010-001752-0000-00000	Operational-Other Charges	\$0.00	\$8,801.00	\$1,652.26	\$2,396.69	\$4,752.05	18.77
11000-1000-53711-9000-001752-0000-60003	Operational-Other Charges	\$0.00	\$0.00	\$100.00	\$0.00	(\$100.00)	0.00
11000-1000-55817-1010-001752-0000-00000	Operational-Student Travel	\$0.00	\$8,554.00	\$0.00	\$160.00	\$8,394.00	0.00
11000-1000-55915-1010-001752-0000-00000	Operational-Other Contract Services	\$0.00	\$10,084.00	\$3,474.06	\$9,193.44	(\$2,583.50)	34.45
11000-1000-56113-1010-001752-0000-00000	Operational-Software	\$0.00	\$9,780.00	\$11,297.50	\$11,297.50	(\$12,815.00)	115.51
11000-1000-56118-0000-001752-0000-00000	General Supplies and Materials	\$0.00	\$0.00	\$0.00	\$1,190.68	(\$1,190.68)	0.00
11000-1000-56118-1010-001752-0000-00000	Operational-General Supplies and Materials	\$0.00	\$30,067.00	\$6,797.45	\$739.87	\$22,529.68	22.60

11000-1000-56118-9000-001752-0000-60003	Operational-General Supplies and Materials	\$0.00	\$0.00	\$513.00	\$1,075.00	(\$1,588.00)	0.00
11000-1000-57332-1010-001752-0000-00000	Operational-Supply Assets (\$5,000 or Less)	\$0.00	\$26,735.00	\$3,300.92	\$1,249.08	\$22,185.00	12.34
Subtotal of Element: Expenditure		\$48,032.81	\$1,041,806.00	\$340,873.76	\$456,483.74	\$244,448.50	32.72
Subtotal of Element: [Function] 1000 - Instruction		\$48,032.81	\$1,041,806.00	\$340,873.76	\$456,483.74	\$244,448.50	32.72
11000-2100-51100-0000-001752-1211-00000	Salaries Expense: Coordinator/Subject Matter Specialist	\$9,289.78	\$105,526.00	\$42,833.30	\$17,333.37	\$45,359.33	40.59
11000-2100-51100-0000-001752-1214-00000	Salaries Expense: Guidance Counselors/Social Workers	\$3,750.00	\$52,588.00	\$22,831.00	\$30,000.00	(\$243.00)	43.41
11000-2100-51100-0000-001752-1215-00000	Operational-Salaries Expense	\$0.00	\$30,146.00	\$0.00	\$0.00	\$30,146.00	0.00
11000-2100-51100-0000-001752-1218-00000	Operational-Salaries Expense	\$0.00	\$33,000.00	\$0.00	\$0.00	\$33,000.00	0.00
11000-2100-51100-2000-001752-1214-00000	Operational-Salaries Expense	\$0.00	\$53,532.00	\$0.00	\$0.00	\$53,532.00	0.00
11000-2100-52111-0000-001752-0000-00000	Educational Retirement	\$1,845.13	\$38,883.00	\$9,215.42	\$6,509.00	\$23,158.58	23.70
11000-2100-52112-0000-001752-0000-00000	ERA - Retiree Health	\$260.78	\$5,496.00	\$1,313.19	\$919.92	\$3,262.89	23.89
11000-2100-52210-0000-001752-0000-00000	FICA Payments	\$796.11	\$17,037.00	\$4,003.68	\$2,854.54	\$10,178.78	23.49
11000-2100-52220-0000-001752-0000-00000	Medicare Payments	\$186.20	\$3,984.00	\$936.40	\$667.61	\$2,379.99	23.50
11000-2100-52311-0000-001752-0000-00000	Health and Medical Premiums	\$290.66	\$36,089.00	\$1,585.52	\$1,743.96	\$32,759.52	4.39
11000-2100-52312-0000-001752-0000-00000	Life	\$11.86	\$302.00	\$72.28	\$42.96	\$186.76	23.93
11000-2100-52313-0000-001752-0000-00000	Dental	\$8.54	\$2,509.00	\$46.79	\$51.24	\$2,410.97	1.86
11000-2100-52314-0000-001752-0000-00000	Vision	\$0.00	\$527.00	\$0.00	\$0.00	\$527.00	0.00
11000-2100-52315-0000-001752-0000-00000	Disability	\$0.00	\$494.00	\$0.00	\$0.00	\$494.00	0.00
11000-2100-52500-0000-001752-0000-00000	Unemployment Compensation	\$43.04	\$5,793.00	\$215.13	\$151.84	\$5,426.03	3.71
11000-2100-52710-0000-001752-0000-00000	Workers Compensation Premium	\$0.00	\$2,198.00	\$0.00	\$0.00	\$2,198.00	0.00
11000-2100-52720-0000-001752-0000-00000	Workers Compensation Employer's Fee	\$1.94	\$95.00	\$9.91	\$7.13	\$77.96	10.43
11000-2100-53211-2000-001752-0000-00000	Diagnosticians - Contracted	\$0.00	\$10,612.00	\$2,046.08	\$8,453.92	\$112.00	19.28
11000-2100-53212-2000-001752-0000-00000	Speech Therapists - Contracted	\$0.00	\$11,163.00	\$1,948.68	\$3,951.32	\$5,263.00	17.45
11000-2100-53215-2000-001752-0000-00000	Operational-Psychologists/Counselors - Contracted	\$0.00	\$0.00	\$1,022.71	\$308.29	(\$1,331.00)	0.00
11000-2100-53330-2000-001752-0000-00000	Operational-Professional Development	\$0.00	\$1,000.00	\$0.00	\$0.00	\$1,000.00	0.00
11000-2100-55915-0000-001752-0000-00000	Operational-Other Contract Services	\$0.00	\$2,833.00	\$962.31	\$1,097.69	\$773.00	33.96
11000-2100-56118-0000-001752-0000-00000	General Supplies and Materials	\$0.00	\$1,960.00	\$286.14	\$0.00	\$1,673.86	14.59
Subtotal of Element: Expenditure		\$16,484.04	\$415,767.00	\$89,328.54	\$74,092.79	\$252,345.67	21.49
Subtotal of Element: [Function] 2100 - Support Services-Students		\$16,484.04	\$415,767.00	\$89,328.54	\$74,092.79	\$252,345.67	21.49
11000-2200-51100-0000-001752-1211-00000	Operational-Salaries Expense	\$36,349.96	\$111,200.00	\$81,258.26	\$101,941.74	(\$72,000.00)	73.07
11000-2200-51100-0000-001752-1511-00000	Salaries Expense: Data Processing	(\$41.48)	\$26,053.00	\$16,547.17	\$0.00	\$9,505.83	63.51
11000-2200-52111-0000-001752-0000-00000	Educational Retirement	\$1,765.22	\$22,281.00	\$10,467.09	\$14,424.75	(\$2,610.84)	46.97
11000-2200-52112-0000-001752-0000-00000	ERA - Retiree Health	\$249.49	\$3,545.00	\$1,479.37	\$2,038.76	\$26.87	41.73
11000-2200-52210-0000-001752-0000-00000	FICA Payments	\$731.61	\$9,790.00	\$4,377.84	\$5,940.48	(\$528.32)	44.71
11000-2200-52220-0000-001752-0000-00000	Medicare Payments	\$171.11	\$2,570.00	\$1,023.89	\$1,389.39	\$156.72	39.84
11000-2200-52311-0000-001752-0000-00000	Health and Medical Premiums	\$975.02	\$19,316.00	\$4,852.64	\$9,983.37	\$4,479.99	25.12
11000-2200-52312-0000-001752-0000-00000	Life	\$9.43	\$194.00	\$60.17	\$76.57	\$57.26	31.01
11000-2200-52313-0000-001752-0000-00000	Dental	\$32.00	\$1,619.00	\$150.33	\$167.70	\$1,300.97	9.28
11000-2200-52314-0000-001752-0000-00000	Vision	\$5.38	\$340.00	\$40.02	\$36.51	\$263.47	11.77
11000-2200-52315-0000-001752-0000-00000	Disability	\$20.00	\$319.00	\$78.79	\$172.65	\$67.56	24.69
11000-2200-52500-0000-001752-0000-00000	Unemployment Compensation	\$41.17	\$3,545.00	\$244.10	\$336.44	\$2,964.46	6.88
11000-2200-52710-0000-001752-0000-00000	Workers Compensation Premium	\$0.00	\$1,418.00	\$0.00	\$0.00	\$1,418.00	0.00
11000-2200-52720-0000-001752-0000-00000	Workers Compensation Employer's Fee	\$1.54	\$63.00	\$9.86	\$12.77	\$40.37	15.65

11000-2200-53414-0000-001752-0000-00000	Operational-Other Services	\$17,100.00	\$4,767.00	\$17,100.00	\$0.00	(\$12,333.00)	358.71
11000-2200-53711-0000-001752-0000-00000	Other Charges	\$0.00	\$2,000.00	\$0.00	\$0.00	\$2,000.00	0.00
11000-2200-55915-0000-001752-0000-00000	Operational-Other Contract Services	\$0.00	\$10,059.00	\$4,457.30	\$0.00	\$5,601.70	44.31
11000-2200-56118-0000-001752-0000-00000	Operational-General Supplies and Materials	\$0.00	\$934.00	\$215.33	\$595.00	\$123.67	23.05
11000-2200-57332-0000-001752-0000-00000	Operational-Supply Assets (\$5,000 or Less)	\$0.00	\$2,500.00	\$0.00	\$0.00	\$2,500.00	0.00
Subtotal of Element: Expenditure		\$57,410.45	\$222,513.00	\$142,362.16	\$137,116.13	(\$56,965.29)	63.98
Subtotal of Element: [Function] 2200 - Support Services-Instruction		\$57,410.45	\$222,513.00	\$142,362.16	\$137,116.13	(\$56,965.29)	63.98
11000-2300-51100-0000-001752-1111-00000	Operational-Salaries Expense	\$7,850.52	\$103,010.00	\$48,452.60	\$51,028.30	\$3,529.10	47.03
11000-2300-51100-0000-001752-1113-00000	Operational-Salaries Expense	\$5,721.28	\$78,829.00	\$25,745.76	\$37,188.27	\$15,894.97	32.66
11000-2300-51100-0000-001752-1114-00000	Operational-Salaries Expense	\$5,674.50	\$68,094.00	\$31,209.75	\$36,884.25	\$0.00	45.83
11000-2300-51100-0000-001752-1217-00000	0	\$1,500.00	\$23,760.00	\$5,868.76	\$11,351.58	\$6,539.66	24.70
11000-2300-51200-0000-001752-1217-00000	Operational-Overtime Expense	\$14.06	\$0.00	\$93.75	\$0.00	(\$93.75)	0.00
11000-2300-51300-0000-001752-1113-00000	Operational-Additional Compensation	\$1,000.00	\$0.00	\$1,000.00	\$0.00	(\$1,000.00)	0.00
11000-2300-52111-0000-001752-0000-00000	Operational-Educational Retirement	\$3,079.08	\$38,728.00	\$15,900.39	\$19,242.31	\$3,585.30	41.05
11000-2300-52112-0000-001752-0000-00000	Operational-ERA - Retiree Health	\$435.22	\$5,474.00	\$2,247.49	\$2,719.83	\$506.68	41.05
11000-2300-52210-0000-001752-0000-00000	Operational-FICA Payments	\$1,251.25	\$16,969.00	\$6,519.55	\$7,823.97	\$2,625.48	38.42
11000-2300-52220-0000-001752-0000-00000	Operational-Medicare Payments	\$292.63	\$3,969.00	\$1,524.73	\$1,829.98	\$614.29	38.41
11000-2300-52311-0000-001752-0000-00000	Operational-Health and Medical Premiums	\$2,228.08	\$20,140.00	\$10,224.93	\$14,482.52	(\$4,567.45)	50.76
11000-2300-52312-0000-001752-0000-00000	Operational-Life	\$18.80	\$301.00	\$91.65	\$122.20	\$87.15	30.44
11000-2300-52313-0000-001752-0000-00000	Operational-Dental	\$119.80	\$1,559.00	\$502.88	\$778.70	\$277.42	32.25
11000-2300-52314-0000-001752-0000-00000	Operational-Vision	\$20.73	\$525.00	\$97.05	\$134.83	\$293.12	18.48
11000-2300-52315-0000-001752-0000-00000	Operational-Disability	\$15.30	\$307.00	\$76.50	\$99.45	\$131.05	24.91
11000-2300-52500-0000-001752-0000-00000	Operational-Unemployment Compensation	\$71.80	\$5,474.00	\$370.76	\$448.70	\$4,654.54	6.77
11000-2300-52710-0000-001752-0000-00000	Operational-Workers Compensation Premium	\$0.00	\$2,190.00	\$0.00	\$0.00	\$2,190.00	0.00
11000-2300-52720-0000-001752-0000-00000	Operational-Workers Compensation Employer's Fee	\$3.08	\$57.00	\$15.03	\$20.38	\$21.59	26.36
11000-2300-53330-0000-001752-0000-00000	Operational-Professional Development	\$0.00	\$1,000.00	\$341.03	\$50.00	\$608.97	34.10
11000-2300-53411-0000-001752-0000-00000	Auditing	\$0.00	\$15,563.00	\$0.00	\$13,000.00	\$2,563.00	0.00
11000-2300-53413-0000-001752-0000-00000	Legal	\$0.00	\$15,563.00	\$10,170.06	\$9,995.23	(\$4,602.29)	65.34
11000-2300-53414-0000-001752-0000-00000	Operational-Other Services	\$0.00	\$7,589.00	\$0.00	\$0.00	\$7,589.00	0.00
11000-2300-53711-0000-001752-0000-00000	Operational-Other Charges	\$0.00	\$1,000.00	\$0.00	\$0.00	\$1,000.00	0.00
11000-2300-55400-0000-001752-0000-00000	Operational-Advertising	\$0.00	\$30,864.00	\$38.34	\$6,461.66	\$24,364.00	0.12
11000-2300-55812-0000-001752-0000-00000	Board Training	\$0.00	\$4,933.00	\$0.00	\$0.00	\$4,933.00	0.00
11000-2300-55915-0000-001752-0000-00000	Operational-Other Contract Services	\$0.00	\$14,987.00	\$0.00	\$0.00	\$14,987.00	0.00
11000-2300-56118-0000-001752-0000-00000	Operational-General Supplies and Materials	\$0.00	\$1,002.00	\$0.00	\$0.00	\$1,002.00	0.00
Subtotal of Element: Expenditure		\$29,296.13	\$461,887.00	\$160,491.01	\$213,662.16	\$87,733.83	34.75
Subtotal of Element: [Function] 2300 - Support Services-General Administration		\$29,296.13	\$461,887.00	\$160,491.01	\$213,662.16	\$87,733.83	34.75
11000-2400-51100-0000-001752-1217-00000	Salaries Expense: Secretarial/Clerical/Technical Assistants	\$3,529.16	\$42,350.00	\$22,459.46	\$40,175.12	(\$20,284.58)	53.03
11000-2400-51300-0000-001752-1217-00000	Operational-Additional Compensation	\$137.50	\$0.00	\$756.25	\$893.75	(\$1,650.00)	0.00
11000-2400-52111-0000-001752-0000-00000	Educational Retirement	\$518.84	\$5,993.00	\$3,230.73	\$3,372.45	(\$610.18)	53.90
11000-2400-52112-0000-001752-0000-00000	ERA - Retiree Health	\$73.34	\$847.00	\$456.67	\$476.69	(\$86.36)	53.91
11000-2400-52210-0000-001752-0000-00000	FICA Payments	\$211.98	\$2,626.00	\$1,420.15	\$1,377.96	(\$172.11)	54.08
11000-2400-52220-0000-001752-0000-00000	Medicare Payments	\$49.58	\$614.00	\$332.14	\$322.26	(\$40.40)	54.09
11000-2400-52311-0000-001752-0000-00000	Health and Medical Premiums	\$350.52	\$4,997.00	\$350.52	\$2,278.38	\$2,368.10	7.01

11000-2400-52312-0000-001752-0000-00000	Life	\$4.70	\$46.00	\$32.90	\$28.20	(\$15.10)	71.52
11000-2400-52313-0000-001752-0000-00000	Dental	\$17.16	\$387.00	\$93.15	\$102.96	\$190.89	24.06
11000-2400-52314-0000-001752-0000-00000	Vision	\$3.76	\$81.00	\$20.68	\$22.56	\$37.76	25.53
11000-2400-52315-0000-001752-0000-00000	Disability	\$7.48	\$76.00	\$37.36	\$44.88	(\$6.24)	49.15
11000-2400-52500-0000-001752-0000-00000	Unemployment Compensation	\$12.10	\$847.00	\$75.34	\$78.65	\$693.01	8.89
11000-2400-52720-0000-001752-0000-00000	Workers Compensation Employer's Fee	\$0.77	\$17.00	\$5.40	\$4.69	\$6.91	31.76
11000-2400-53711-0000-001752-0000-00000	Operational-Other Charges	\$0.00	\$8,852.00	\$3,944.57	\$2,170.43	\$2,737.00	44.56
11000-2400-56113-0000-001752-0000-00000	Operational-Software	\$0.00	\$4,953.00	\$2,240.00	\$0.00	\$2,713.00	45.22
11000-2400-56118-0000-001752-0000-00000	General Supplies and Materials	\$0.00	\$1,000.00	\$892.89	\$200.00	(\$92.89)	89.28
11000-2400-57332-0000-001752-0000-00000	Operational-Supply Assets (\$5,000 or Less)	\$0.00	\$2,500.00	\$0.00	\$0.00	\$2,500.00	0.00
Subtotal of Element: Expenditure		\$4,916.89	\$76,186.00	\$36,348.21	\$51,548.98	(\$11,711.19)	47.71
Subtotal of Element: [Function] 2400 - Support Services-School Administration		\$4,916.89	\$76,186.00	\$36,348.21	\$51,548.98	(\$11,711.19)	47.71
11000-2500-51100-0000-001752-1113-00000	Operational-Salaries Expense	\$0.00	\$91,863.00	\$0.00	\$0.00	\$91,863.00	0.00
11000-2500-51100-0000-001752-1115-00000	Salaries Expense: Assoc. Supt.-Fin./Bus. Mgr.	\$7,917.37	\$0.00	\$42,366.04	\$0.00	(\$42,366.04)	0.00
11000-2500-51100-0000-001752-1220-00000	Operational-Salaries Expense	\$2,666.64	\$33,124.00	\$14,589.54	\$17,333.16	\$1,201.30	44.04
11000-2500-52111-0000-001752-0000-00000	Educational Retirement	\$1,497.63	\$17,667.00	\$8,055.84	\$2,652.13	\$6,959.03	45.59
11000-2500-52112-0000-001752-0000-00000	ERA - Retiree Health	\$211.69	\$2,780.00	\$1,139.13	\$374.92	\$1,265.95	40.97
11000-2500-52210-0000-001752-0000-00000	FICA Payments	\$613.72	\$7,717.00	\$3,295.71	\$1,162.16	\$3,259.13	42.70
11000-2500-52220-0000-001752-0000-00000	Medicare Payments	\$143.52	\$2,015.00	\$770.75	\$271.73	\$972.52	38.25
11000-2500-52311-0000-001752-0000-00000	Operational-Health and Medical Premiums	\$981.44	\$15,900.00	\$5,315.93	\$0.00	\$10,584.07	33.43
11000-2500-52312-0000-001752-0000-00000	Operational-Life	\$7.05	\$153.00	\$51.70	\$30.55	\$70.75	33.79
11000-2500-52313-0000-001752-0000-00000	Operational-Dental	(\$51.16)	\$1,269.00	\$127.31	\$0.00	\$1,141.69	10.03
11000-2500-52314-0000-001752-0000-00000	Operational-Vision	\$8.48	\$266.00	\$46.64	\$0.00	\$219.36	17.53
11000-2500-52315-0000-001752-0000-00000	Operational-Disability	\$15.30	\$250.00	\$79.20	\$0.00	\$170.80	31.68
11000-2500-52500-0000-001752-0000-00000	Unemployment Compensation	\$34.93	\$2,779.00	\$187.95	\$61.85	\$2,529.20	6.76
11000-2500-52710-0000-001752-0000-00000	Workers Compensation Premium	\$0.00	\$1,111.00	\$0.00	\$0.00	\$1,111.00	0.00
11000-2500-52720-0000-001752-0000-00000	Workers Compensation Employer's Fee	\$1.12	\$55.00	\$8.44	\$5.14	\$41.42	15.34
11000-2500-53330-0000-001752-0000-00000	Operational-Professional Development	\$0.00	\$2,964.00	\$1,355.49	\$2,825.00	(\$1,216.49)	45.73
11000-2500-53414-0000-001752-0000-00000	Operational-Other Services	\$0.00	\$0.00	\$15,714.15	\$61,285.85	(\$77,000.00)	0.00
11000-2500-53711-0000-001752-0000-00000	Other Charges	\$0.00	\$1,197.00	\$0.00	\$300.00	\$897.00	0.00
11000-2500-55915-0000-001752-0000-00000	Operational-Other Contract Services	\$0.00	\$3,073.00	\$8,331.69	\$27,646.87	(\$32,905.56)	271.12
11000-2500-56113-0000-001752-0000-00000	Operational-Software	\$0.00	\$15,117.00	\$13,862.95	\$0.00	\$1,254.05	91.70
11000-2500-56118-0000-001752-0000-00000	General Supplies and Materials	\$0.00	\$1,002.00	\$407.16	\$0.00	\$594.84	40.63
Subtotal of Element: Expenditure		\$14,047.73	\$200,302.00	\$115,705.62	\$113,949.36	(\$29,352.98)	57.77
Subtotal of Element: [Function] 2500 - Central Services		\$14,047.73	\$200,302.00	\$115,705.62	\$113,949.36	(\$29,352.98)	57.77
11000-2600-53711-0000-001752-0000-00000	Operational-Other Charges	\$0.00	\$1,011.00	\$0.00	\$0.00	\$1,011.00	0.00
11000-2600-54312-0000-001752-0000-00000	Operational-Maintenance & Repair - Buildings And Grounds	\$0.00	\$20,079.00	\$22,966.07	\$13,633.50	(\$16,520.57)	114.37
11000-2600-54313-0000-001752-0000-00000	Operational-Maintenance & Repair - Vehicles	\$0.00	\$2,534.00	\$155.40	\$844.60	\$1,534.00	6.13
11000-2600-54411-0000-001752-0000-00000	Electricity	\$0.00	\$20,060.00	\$7,883.24	\$10,116.76	\$2,060.00	39.29
11000-2600-54412-0000-001752-0000-00000	Natural Gas (Buildings)	\$0.00	\$26,119.00	\$183.62	\$4,816.38	\$21,119.00	0.70
11000-2600-54415-0000-001752-0000-00000	Water/Sewage	\$0.00	\$6,020.00	\$1,576.23	\$3,724.91	\$718.86	26.18
11000-2600-54416-0000-001752-0000-00000	Communication Services	\$0.00	\$17,315.00	\$18,973.07	\$13,197.13	(\$14,855.20)	109.57
11000-2600-54610-0000-001752-0000-00000	Rental - Land and Buildings	\$0.00	\$83,772.00	\$49,836.95	\$33,935.05	\$0.00	59.49
11000-2600-55200-0000-001752-0000-00000	Property/Liability Insurance	\$0.00	\$39,006.00	\$39,032.00	\$0.00	(\$26.00)	100.06

11000-2600-55915-0000-001752-0000-00000	Other Contract Services	\$0.00	\$33,166.00	\$18,703.68	\$24,158.52	(\$9,696.20)	56.39
11000-2600-56118-0000-001752-0000-00000	General Supplies and Materials	\$0.00	\$5,089.00	\$6,506.79	\$4,697.51	(\$6,115.30)	127.85
11000-2600-56211-0000-001752-0000-00000	Operational-Gasoline	\$0.00	\$1,000.00	\$113.32	\$65.00	\$821.68	11.33
11000-2600-57332-0000-001752-0000-00000	Operational-Supply Assets (\$5,000 or Less)	\$0.00	\$1,008.00	\$1,645.25	\$554.75	(\$1,192.00)	163.21
Subtotal of Element: Expenditure		\$0.00	\$256,179.00	\$167,575.62	\$109,744.11	(\$21,140.73)	65.41
Subtotal of Element: [Function] 2600 - Operation & Maintenance of Plant		\$0.00	\$256,179.00	\$167,575.62	\$109,744.11	(\$21,140.73)	65.41
11000-2900-58221-0000-001752-0000-00000	Operational-Misc. Expense	\$0.00	\$381,840.00	\$0.00	\$0.00	\$381,840.00	0.00
Subtotal of Element: Expenditure		\$0.00	\$381,840.00	\$0.00	\$0.00	\$381,840.00	0.00
Subtotal of Element: [Function] 2900 - Other Support Services		\$0.00	\$381,840.00	\$0.00	\$0.00	\$381,840.00	0.00
11000-3100-56116-0000-001752-0000-00000	Operational-Food	(\$95.00)	\$53.00	\$0.00	\$0.00	\$53.00	0.00
Subtotal of Element: Expenditure		(\$95.00)	\$53.00	\$0.00	\$0.00	\$53.00	0.00
Subtotal of Element: [Function] 3100 - Food Services Operations		(\$95.00)	\$53.00	\$0.00	\$0.00	\$53.00	0.00
11000-4000-54500-0000-001752-0000-00000	Operational-Construction Services	\$0.00	\$125,000.00	\$128,209.44	\$0.00	(\$3,209.44)	102.56
11000-4000-57111-0000-001752-0000-00000	Operational-Land	\$0.00	\$500,000.00	\$0.00	\$0.00	\$500,000.00	0.00
11000-4000-57200-0000-001752-0000-00000	Operational-Buildings Purchase	\$0.00	\$734,633.00	\$0.00	\$0.00	\$734,633.00	0.00
Subtotal of Element: Expenditure		\$0.00	\$1,359,633.00	\$128,209.44	\$0.00	\$1,231,423.56	9.43
Subtotal of Element: [Function] 4000 - Capital Outlay		\$0.00	\$1,359,633.00	\$128,209.44	\$0.00	\$1,231,423.56	9.43
Subtotal of Element: [Fund] 11000 - Operational		\$170,093.05	\$4,416,166.00	\$1,180,894.36	\$1,156,597.27	\$2,078,674.37	26.74
14000-1000-56107-1010-001752-0000-00000	Instructional Materials-Instructional Materials Credit - 50% Textbooks	\$0.00	\$6,500.00	\$313.50	\$252.75	\$5,933.75	4.82
14000-1000-56109-1010-001752-0000-00000	Instructional Materials-Instructional Materials On-Line	\$0.00	\$5,009.00	\$0.00	\$0.00	\$5,009.00	0.00
14000-1000-56113-1010-001752-0000-00000	Instructional Materials-Software	\$0.00	\$17,000.00	\$0.00	\$0.00	\$17,000.00	0.00
Subtotal of Element: Expenditure		\$0.00	\$28,509.00	\$313.50	\$252.75	\$27,942.75	1.10
Subtotal of Element: [Function] 1000 - Instruction		\$0.00	\$28,509.00	\$313.50	\$252.75	\$27,942.75	1.10
Subtotal of Element: [Fund] 14000 - Instructional Materials		\$0.00	\$28,509.00	\$313.50	\$252.75	\$27,942.75	1.10
21000-3100-55915-0000-001752-0000-00000	Food Services-Other Contract Services	\$95.00	\$60,000.00	\$95.00	\$0.00	\$59,905.00	0.15
Subtotal of Element: Expenditure		\$95.00	\$60,000.00	\$95.00	\$0.00	\$59,905.00	0.16
Subtotal of Element: [Function] 3100 - Food Services Operations		\$95.00	\$60,000.00	\$95.00	\$0.00	\$59,905.00	0.16
Subtotal of Element: [Fund] 21000 - Food Services		\$95.00	\$60,000.00	\$95.00	\$0.00	\$59,905.00	0.16
24101-1000-51100-1010-001752-1411-00000	Title I - IASA-Salaries Expense	\$1,991.67	\$24,563.00	\$21,920.87	\$0.00	\$2,642.13	89.24
24101-1000-52111-0000-001752-0000-00000	Title I - IASA-Educational Retirement	\$281.82	\$3,597.00	\$3,101.79	\$0.00	\$495.21	86.23
24101-1000-52112-0000-001752-0000-00000	Title I - IASA-ERA - Retiree Health	\$39.83	\$444.00	\$438.38	\$0.00	\$5.62	98.73
24101-1000-52210-0000-001752-0000-00000	Title I - IASA-FICA Payments	\$114.09	\$1,518.00	\$1,266.70	\$0.00	\$251.30	83.44
24101-1000-52220-0000-001752-0000-00000	Title I - IASA-Medicare Payments	\$26.68	\$356.00	\$296.22	\$0.00	\$59.78	83.20
24101-1000-52311-0000-001752-0000-00000	Title I - IASA-Health and Medical Premiums	\$216.72	\$1,905.00	\$2,130.99	\$0.00	(\$225.99)	111.86
24101-1000-52312-0000-001752-0000-00000	Title I - IASA-Life	\$2.35	\$0.00	\$25.85	\$0.00	(\$25.85)	0.00
24101-1000-52313-0000-001752-0000-00000	Title I - IASA-Dental	\$8.58	\$0.00	\$83.42	\$0.00	(\$83.42)	0.00
24101-1000-52314-0000-001752-0000-00000	Title I - IASA-Vision	\$1.88	\$0.00	\$18.80	\$0.00	(\$18.80)	0.00
24101-1000-52315-0000-001752-0000-00000	Title I - IASA-Disability	\$4.06	\$0.00	\$39.17	\$0.00	(\$39.17)	0.00
24101-1000-52500-0000-001752-0000-00000	Title I - IASA-Unemployment Compensation	\$6.57	\$13.00	\$72.31	\$0.00	(\$59.31)	556.23
24101-1000-52720-0000-001752-0000-00000	Title I - IASA-Workers Compensation Employer's Fee	\$0.39	\$6.00	\$4.24	\$0.00	\$1.76	70.66

24101-1000-52730-0000-001752-0000-00000	Title I - IASA-Workers Compensation (Self Insured)	\$0.00	\$182.00	\$0.00	\$0.00	\$182.00	0.00
24101-1000-53711-1010-001752-0000-00000	Title I - IASA-Other Charges	\$0.00	\$757.00	\$0.00	\$0.00	\$757.00	0.00
Subtotal of Element: Expenditure		\$2,694.64	\$33,341.00	\$29,398.74	\$0.00	\$3,942.26	88.18
Subtotal of Element: [Function] 1000 - Instruction		\$2,694.64	\$33,341.00	\$29,398.74	\$0.00	\$3,942.26	88.18
24101-2100-51100-0000-001752-1214-00000	Title I - IASA-Salaries Expense	\$3,750.00	\$18,419.00	\$18,419.00	\$0.00	\$0.00	100.00
24101-2100-52111-0000-001752-0000-00000	Title I - IASA-Educational Retirement	\$530.62	\$2,745.00	\$2,682.37	\$0.00	\$62.63	97.71
24101-2100-52112-0000-001752-0000-00000	Title I - IASA-ERA - Retiree Health	\$75.00	\$461.00	\$368.38	\$0.00	\$92.62	79.90
24101-2100-52210-0000-001752-0000-00000	Title I - IASA-FICA Payments	\$217.14	\$1,142.00	\$1,066.02	\$0.00	\$75.98	93.34
24101-2100-52220-0000-001752-0000-00000	Title I - IASA-Medicare Payments	\$50.78	\$268.00	\$249.30	\$0.00	\$18.70	93.02
24101-2100-52311-0000-001752-0000-00000	Title I - IASA-Health and Medical Premiums	\$350.52	\$1,499.00	\$1,733.08	\$0.00	(\$234.08)	115.61
24101-2100-52312-0000-001752-0000-00000	Title I - IASA-Life	\$4.70	\$0.00	\$14.10	\$0.00	(\$14.10)	0.00
24101-2100-52313-0000-001752-0000-00000	Title I - IASA-Dental	\$17.16	\$0.00	\$84.98	\$0.00	(\$84.98)	0.00
24101-2100-52314-0000-001752-0000-00000	Title I - IASA-Vision	\$3.76	\$0.00	\$18.80	\$0.00	(\$18.80)	0.00
24101-2100-52315-0000-001752-0000-00000	Title I - IASA-Disability	\$7.66	\$0.00	\$38.30	\$0.00	(\$38.30)	0.00
24101-2100-52500-0000-001752-0000-00000	Title I - IASA-Unemployment Compensation	\$12.38	\$13.00	\$62.43	\$0.00	(\$49.43)	480.23
24101-2100-52720-0000-001752-0000-00000	Title I - IASA-Workers Compensation Employer's Fee	\$0.77	\$6.00	\$4.24	\$0.00	\$1.76	70.66
24101-2100-52730-0000-001752-0000-00000	Title I - IASA-Workers Compensation (Self Insured)	\$0.00	\$188.00	\$0.00	\$0.00	\$188.00	0.00
Subtotal of Element: Expenditure		\$5,020.49	\$24,741.00	\$24,741.00	\$0.00	\$0.00	100.00
Subtotal of Element: [Function] 2100 - Support Services-Students		\$5,020.49	\$24,741.00	\$24,741.00	\$0.00	\$0.00	100.00
Subtotal of Element: [Fund] 24101 - Title I - IASA		\$7,715.13	\$58,082.00	\$54,139.74	\$0.00	\$3,942.26	93.21
24106-1000-51100-2000-001752-1412-00000	Salaries Expense: Teachers- Special Education	\$2,437.58	\$33,587.00	\$24,375.80	\$0.00	\$9,211.20	72.57
24106-1000-52111-0000-001752-0000-00000	Educational Retirement	\$344.92	\$3,941.00	\$3,449.20	\$0.00	\$491.80	87.52
24106-1000-52112-0000-001752-0000-00000	ERA - Retiree Health	\$48.75	\$557.00	\$487.50	\$0.00	\$69.50	87.52
24106-1000-52210-0000-001752-0000-00000	FICA Payments	\$151.13	\$1,727.00	\$1,511.30	\$0.00	\$215.70	87.51
24106-1000-52220-0000-001752-0000-00000	Medicare Payments	\$35.34	\$404.00	\$353.40	\$0.00	\$50.60	87.47
24106-1000-52311-0000-001752-0000-00000	Health and Medical Premiums	\$0.00	\$3,289.00	\$0.00	\$0.00	\$3,289.00	0.00
24106-1000-52312-0000-001752-0000-00000	Life	\$2.35	\$31.00	\$23.50	\$0.00	\$7.50	75.80
24106-1000-52313-0000-001752-0000-00000	Dental	\$0.00	\$254.00	\$0.00	\$0.00	\$254.00	0.00
24106-1000-52314-0000-001752-0000-00000	Vision	\$0.00	\$53.00	\$0.00	\$0.00	\$53.00	0.00
24106-1000-52315-0000-001752-0000-00000	Disability	\$0.00	\$50.00	\$0.00	\$0.00	\$50.00	0.00
24106-1000-52500-0000-001752-0000-00000	Unemployment Compensation	\$8.04	\$557.00	\$80.40	\$0.00	\$476.60	14.43
24106-1000-52710-0000-001752-0000-00000	Workers Compensation Premium	\$0.00	\$222.00	\$0.00	\$0.00	\$222.00	0.00
24106-1000-52720-0000-001752-0000-00000	Workers Compensation Employer's Fee	\$0.39	\$5.00	\$3.86	\$0.00	\$1.14	77.20
Subtotal of Element: Expenditure		\$3,028.50	\$44,677.00	\$30,284.96	\$0.00	\$14,392.04	67.79
Subtotal of Element: [Function] 1000 - Instruction		\$3,028.50	\$44,677.00	\$30,284.96	\$0.00	\$14,392.04	67.79
Subtotal of Element: [Fund] 24106 - Entitlement IDEA-B		\$3,028.50	\$44,677.00	\$30,284.96	\$0.00	\$14,392.04	67.79
24153-1000-56118-1010-001752-0000-00000	English Language Acquisition-General Supplies and Materials	\$0.00	\$1,500.00	\$0.00	\$0.00	\$1,500.00	0.00
Subtotal of Element: Expenditure		\$0.00	\$1,500.00	\$0.00	\$0.00	\$1,500.00	0.00
Subtotal of Element: [Function] 1000 - Instruction		\$0.00	\$1,500.00	\$0.00	\$0.00	\$1,500.00	0.00
Subtotal of Element: [Fund] 24153 - English Lanauage Acquisition		\$0.00	\$1,500.00	\$0.00	\$0.00	\$1,500.00	0.00
24154-1000-53330-0000-001752-0000-00000	Teacher/Principal Training & Recruiting-Professional Development	\$0.00	\$5,000.00	\$0.00	\$0.00	\$5,000.00	0.00

24154-1000-53330-1010-001752-0000-00000	Teacher/Principal Training & Recruiting-Professional Development	\$0.00	\$0.00	\$0.00	\$250.00	(\$250.00)	0.00
24154-1000-55813-1010-001752-0000-00000	Teacher/Principal Training & Recruiting-Employee Travel - Non-Teachers	\$0.00	\$0.00	\$0.00	\$4,220.00	(\$4,220.00)	0.00
Subtotal of Element: Expenditure		\$0.00	\$5,000.00	\$0.00	\$4,470.00	\$530.00	0.00
Subtotal of Element: [Function] 1000 - Instruction		\$0.00	\$5,000.00	\$0.00	\$4,470.00	\$530.00	0.00
24154-2200-53330-0000-001752-0000-00000	Teacher/Principal Training & Recruiting-Professional Development	\$0.00	\$4,700.00	\$0.00	\$0.00	\$4,700.00	0.00
Subtotal of Element: Expenditure		\$0.00	\$4,700.00	\$0.00	\$0.00	\$4,700.00	0.00
Subtotal of Element: [Function] 2200 - Support Services-Instruction		\$0.00	\$4,700.00	\$0.00	\$0.00	\$4,700.00	0.00
24154-2400-53330-0000-001752-0000-00000	Teacher/Principal Training & Recruiting-Professional Development	\$0.00	\$3,669.00	\$175.00	\$330.00	\$3,164.00	4.76
Subtotal of Element: Expenditure		\$0.00	\$3,669.00	\$175.00	\$330.00	\$3,164.00	4.77
Subtotal of Element: [Function] 2400 - Support Services-School Administration		\$0.00	\$3,669.00	\$175.00	\$330.00	\$3,164.00	4.77
Subtotal of Element: [Fund] 24154 - Teacher/Principal Training & Recruiting		\$0.00	\$13,369.00	\$175.00	\$4,800.00	\$8,394.00	1.31
24190-2200-51100-0000-001752-1211-00000	Comprehensive Support and Improvement (CSI)-Salaries Expense	(\$25,666.64)	\$23,804.00	\$0.00	\$0.00	\$23,804.00	0.00
24190-2200-52111-0000-001752-0000-00000	Comprehensive Support and Improvement (CSI)-Educational Retirement	\$453.98	\$4,730.00	\$4,085.82	\$0.00	\$644.18	86.38
24190-2200-52112-0000-001752-0000-00000	Comprehensive Support and Improvement (CSI)-ERA - Retiree Health	\$64.17	\$700.00	\$577.53	\$0.00	\$122.47	82.50
24190-2200-52210-0000-001752-0000-00000	Comprehensive Support and Improvement (CSI)-FICA Payments	\$178.63	\$2,015.00	\$1,609.93	\$0.00	\$405.07	79.89
24190-2200-52220-0000-001752-0000-00000	Comprehensive Support and Improvement (CSI)-Medicare Payments	\$41.78	\$451.00	\$376.54	\$0.00	\$74.46	83.49
24190-2200-52311-0000-001752-0000-00000	Comprehensive Support and Improvement (CSI)-Health and Medical Premiums	\$490.72	\$3,536.00	\$4,361.82	\$0.00	(\$825.82)	123.35
24190-2200-52312-0000-001752-0000-00000	Comprehensive Support and Improvement (CSI)-Life	\$2.35	\$20.00	\$21.15	\$0.00	(\$1.15)	105.75
24190-2200-52313-0000-001752-0000-00000	Comprehensive Support and Improvement (CSI)-Dental	\$0.00	\$70.00	\$0.00	\$0.00	\$70.00	0.00
24190-2200-52314-0000-001752-0000-00000	Comprehensive Support and Improvement (CSI)-Vision	\$0.00	\$108.00	\$0.00	\$0.00	\$108.00	0.00
24190-2200-52315-0000-001752-0000-00000	Comprehensive Support and Improvement (CSI)-Disability	\$6.55	\$3.00	\$54.16	\$0.00	(\$51.16)	1,805.33
24190-2200-52500-0000-001752-0000-00000	Comprehensive Support and Improvement (CSI)-Unemployment Compensation	\$10.59	\$0.00	\$95.31	\$0.00	(\$95.31)	0.00
24190-2200-52720-0000-001752-0000-00000	Comprehensive Support and Improvement (CSI)-Workers Compensation Employer's Fee	\$0.39	\$0.00	\$3.47	\$0.00	(\$3.47)	0.00
24190-2200-53414-0000-001752-0000-00000	Comprehensive Support and Improvement (CSI)-Other Services	(\$17,100.00)	\$0.00	\$17,658.40	\$18,690.94	(\$36,349.34)	0.00
24190-2200-56118-0000-001752-0000-00000	Comprehensive Support and Improvement (CSI)-General Supplies and Materials	\$0.00	\$0.00	\$1,569.52	\$0.00	(\$1,569.52)	0.00
Subtotal of Element: Expenditure		(\$41,517.48)	\$35,437.00	\$30,413.65	\$18,690.94	(\$13,667.59)	85.82
Subtotal of Element: [Function] 2200 - Support Services-Instruction		(\$41,517.48)	\$35,437.00	\$30,413.65	\$18,690.94	(\$13,667.59)	85.82
Subtotal of Element: [Fund] 24190 - Comprehensive Support and Improvement (CSI)		(\$41,517.48)	\$35,437.00	\$30,413.65	\$18,690.94	(\$13,667.59)	85.82
24191-1000-53330-1010-001752-0000-00000	Title I - HS Redesign-Professional Development	\$0.00	\$0.00	\$0.00	\$699.00	(\$699.00)	0.00

24191-1000-53414-1010-001752-0000-00000	Title I - HS Redesign-Other Services	\$0.00	\$0.00	\$5,400.00	\$49,600.00	(\$55,000.00)	0.00
24191-1000-55819-1010-001752-0000-00000	Title I - HS Redesign-Employee Travel - Teachers	\$0.00	\$0.00	\$1,022.42	\$327.58	(\$1,350.00)	0.00
24191-1000-55915-1010-001752-0000-00000	Title I - HS Redesign-Other Contract Services	\$0.00	\$130,000.00	\$6,600.00	\$0.00	\$123,400.00	5.07
Subtotal of Element: Expenditure		\$0.00	\$130,000.00	\$13,022.42	\$50,626.58	\$66,351.00	10.02
Subtotal of Element: [Function] 1000 - Instruction		\$0.00	\$130,000.00	\$13,022.42	\$50,626.58	\$66,351.00	10.02
24191-2100-53330-0000-001752-0000-00000	Title I - HS Redesign-Professional Development	\$0.00	\$20,000.00	\$0.00	\$0.00	\$20,000.00	0.00
Subtotal of Element: Expenditure		\$0.00	\$20,000.00	\$0.00	\$0.00	\$20,000.00	0.00
Subtotal of Element: [Function] 2100 - Support Services-Students		\$0.00	\$20,000.00	\$0.00	\$0.00	\$20,000.00	0.00
24191-2200-55813-0000-001752-0000-00000	Title I - HS Redesign-Employee Travel - Non-Teachers	\$0.00	\$0.00	\$0.00	\$1,112.00	(\$1,112.00)	0.00
Subtotal of Element: Expenditure		\$0.00	\$0.00	\$0.00	\$1,112.00	(\$1,112.00)	0.00
Subtotal of Element: [Function] 2200 - Support Services-Instruction		\$0.00	\$0.00	\$0.00	\$1,112.00	(\$1,112.00)	0.00
Subtotal of Element: [Fund] 24191 - Title I - HS Redesign		\$0.00	\$150,000.00	\$13,022.42	\$51,738.58	\$85,239.00	8.68
27103-1000-56112-3000-001752-0000-00000	2009 Dual Credit Instructional Materials/HB2-Other Textbooks	\$0.00	\$10,792.00	\$0.00	\$0.00	\$10,792.00	0.00
Subtotal of Element: Expenditure		\$0.00	\$10,792.00	\$0.00	\$0.00	\$10,792.00	0.00
Subtotal of Element: [Function] 1000 - Instruction		\$0.00	\$10,792.00	\$0.00	\$0.00	\$10,792.00	0.00
Subtotal of Element: [Fund] 27103 - 2009 Dual Credit Instructional Materials/HB2		\$0.00	\$10,792.00	\$0.00	\$0.00	\$10,792.00	0.00
27107-1000-57332-1010-001752-0000-00000	Library GO Bonds-Supply Assets (\$5,000 or Less)	\$0.00	\$3,618.00	\$0.00	\$0.00	\$3,618.00	0.00
Subtotal of Element: Expenditure		\$0.00	\$3,618.00	\$0.00	\$0.00	\$3,618.00	0.00
Subtotal of Element: [Function] 1000 - Instruction		\$0.00	\$3,618.00	\$0.00	\$0.00	\$3,618.00	0.00
Subtotal of Element: [Fund] 27107 - Library GO Bonds		\$0.00	\$3,618.00	\$0.00	\$0.00	\$3,618.00	0.00
27109-1000-56107-1010-001752-0000-00000	Instructional Materials Credit - 50% Textbooks	\$0.00	\$0.00	\$0.00	\$1,440.00	(\$1,440.00)	0.00
27109-1000-56108-1010-001752-0000-00000	Instructional Materials 25% of 56111	\$0.00	\$0.00	\$0.00	\$811.23	(\$811.23)	0.00
27109-1000-56109-1010-001752-0000-00000	Instructional Materials-Instructional Materials On-Line	\$0.00	\$0.00	\$100.00	\$0.00	(\$100.00)	0.00
Subtotal of Element: Expenditure		\$0.00	\$0.00	\$100.00	\$2,251.23	(\$2,351.23)	0.00
Subtotal of Element: [Function] 1000 - Instruction		\$0.00	\$0.00	\$100.00	\$2,251.23	(\$2,351.23)	0.00
Subtotal of Element: [Fund] 27109 - Instructional Materials		\$0.00	\$0.00	\$100.00	\$2,251.23	(\$2,351.23)	0.00
29102-1000-51100-1010-001752-1411-00000	Private Dir Grants (Categorical)-Salaries Expense	\$0.00	\$20,000.00	\$0.00	\$0.00	\$20,000.00	0.00
29102-1000-52111-0000-001752-0000-00000	Private Dir Grants (Categorical)-Educational Retirement	\$0.00	\$2,780.00	\$0.00	\$0.00	\$2,780.00	0.00
29102-1000-52112-0000-001752-0000-00000	Private Dir Grants (Categorical)-ERA - Retiree Health	\$0.00	\$55.00	\$0.00	\$0.00	\$55.00	0.00
29102-1000-52210-0000-001752-0000-00000	Private Dir Grants (Categorical)-FICA Payments	\$0.00	\$1,240.00	\$0.00	\$0.00	\$1,240.00	0.00
29102-1000-52220-0000-001752-0000-00000	Private Dir Grants (Categorical)-Medicare Pavments	\$0.00	\$290.00	\$0.00	\$0.00	\$290.00	0.00
29102-1000-52311-0000-001752-0000-00000	Private Dir Grants (Categorical)-Health and Medical Premiums	\$0.00	\$1,075.00	\$0.00	\$0.00	\$1,075.00	0.00
29102-1000-53711-1010-001752-0000-00000	Private Dir Grants (Categorical)-Other Charges	\$0.00	\$0.00	\$233.27	\$16.73	(\$250.00)	0.00
29102-1000-55817-1010-001752-0000-00000	Private Dir Grants (Categorical)-Student Travel	\$0.00	\$0.00	\$720.00	\$1,780.00	(\$2,500.00)	0.00
29102-1000-55915-1010-001752-0000-00000	Private Dir Grants (Categorical)-Other Contract Services	\$0.00	\$0.00	\$813.75	\$0.00	(\$813.75)	0.00

29102-1000-56118-9000-001752-0000-00000	Private Dir Grants (Categorical)- General Supplies and Materials	\$0.00	\$0.00	\$32.96	\$0.00	(\$32.96)	0.00
Subtotal of Element: Expenditure		\$0.00	\$25,440.00	\$1,799.98	\$1,796.73	\$21,843.29	7.08
Subtotal of Element: [Function] 1000 - Instruction		\$0.00	\$25,440.00	\$1,799.98	\$1,796.73	\$21,843.29	7.08
29102-2200-53414-0000-001752-0000-00000	Private Dir Grants (Categorical)-Other Services	\$0.00	\$0.00	\$0.00	\$5,000.00	(\$5,000.00)	0.00
29102-2200-53711-0000-001752-0000-00000	Private Dir Grants (Categorical)-Other Charges	\$0.00	\$5,000.00	\$181.45	\$0.00	\$4,818.55	3.62
Subtotal of Element: Expenditure		\$0.00	\$5,000.00	\$181.45	\$5,000.00	(\$181.45)	3.63
Subtotal of Element: [Function] 2200 - Support Services-Instruction		\$0.00	\$5,000.00	\$181.45	\$5,000.00	(\$181.45)	3.63
29102-2300-53711-0000-001752-0000-00000	Private Dir Grants (Categorical)-Other Charges	\$0.00	\$5,000.00	\$398.86	\$100.00	\$4,501.14	7.97
29102-2300-56118-0000-001752-0000-00000	Private Dir Grants (Categorical)- General Supplies and Materials	\$0.00	\$798.00	\$0.00	\$0.00	\$798.00	0.00
Subtotal of Element: Expenditure		\$0.00	\$5,798.00	\$398.86	\$100.00	\$5,299.14	6.88
Subtotal of Element: [Function] 2300 - Support Services-General Administration		\$0.00	\$5,798.00	\$398.86	\$100.00	\$5,299.14	6.88
Subtotal of Element: [Fund] 29102 - Private Dir Grants (Categorical)		\$0.00	\$36,238.00	\$2,380.29	\$6,896.73	\$26,960.98	6.57
29114-1000-56118-0000-001752-0000-00000	General Supplies and Materials	\$0.00	\$0.00	\$0.00	\$1,245.00	(\$1,245.00)	0.00
Subtotal of Element: Expenditure		\$0.00	\$0.00	\$0.00	\$1,245.00	(\$1,245.00)	0.00
Subtotal of Element: [Function] 1000 - Instruction		\$0.00	\$0.00	\$0.00	\$1,245.00	(\$1,245.00)	0.00
29114-3300-53711-0000-001752-0000-00000	McCune Charitable Foundation-Other Charges	\$0.00	\$0.00	\$0.00	\$34.39	(\$34.39)	0.00
29114-3300-55915-0000-001752-0000-00000	McCune Charitable Foundation-Other Contract Services	\$0.00	\$8,584.00	\$185.00	\$0.00	\$8,399.00	2.15
Subtotal of Element: Expenditure		\$0.00	\$8,584.00	\$185.00	\$34.39	\$8,364.61	2.16
Subtotal of Element: [Function] 3300 - Community Services Operations		\$0.00	\$8,584.00	\$185.00	\$34.39	\$8,364.61	2.16
Subtotal of Element: [Fund] 29114 - McCune Charitable Foundation		\$0.00	\$8,584.00	\$185.00	\$1,279.39	\$7,119.61	2.16
31200-4000-54610-0000-001752-0000-00000	Public School Capital Outlay-Rental - Land and Buildings	\$0.00	\$170,008.00	\$91,569.49	\$78,438.51	\$0.00	53.86
Subtotal of Element: Expenditure		\$0.00	\$170,008.00	\$91,569.49	\$78,438.51	\$0.00	53.86
Subtotal of Element: [Function] 4000 - Capital Outlay		\$0.00	\$170,008.00	\$91,569.49	\$78,438.51	\$0.00	53.86
Subtotal of Element: [Fund] 31200 - Public School Capital Outlay		\$0.00	\$170,008.00	\$91,569.49	\$78,438.51	\$0.00	53.86
31400-4000-57332-0000-001752-0000-00000	"Supply Assets (\$5	\$0.00	\$100,000.00	\$0.00	\$0.00	\$100,000.00	0.00
Subtotal of Element: Expenditure		\$0.00	\$100,000.00	\$0.00	\$0.00	\$100,000.00	0.00
Subtotal of Element: [Function] 4000 - Capital Outlay		\$0.00	\$100,000.00	\$0.00	\$0.00	\$100,000.00	0.00
Subtotal of Element: [Fund] 31400 - Special Capital Outlay-State		\$0.00	\$100,000.00	\$0.00	\$0.00	\$100,000.00	0.00
31600-0000-53712-0000-001752-0000-00000	Capital Improvements HB-33-County Tax Collection Costs	(\$2.06)	\$0.00	\$0.00	\$0.00	\$0.00	0.00
Subtotal of Element: Expenditure		(\$2.06)	\$0.00	\$0.00	\$0.00	\$0.00	0.00
Subtotal of Element: [Function] 0000 - Revenue/Balance Sheet		(\$2.06)	\$0.00	\$0.00	\$0.00	\$0.00	0.00
31600-2300-53712-0000-001752-0000-00000	Capital Improvements HB-33-County Tax Collection Costs	\$4.13	\$3,181.00	\$40.27	\$0.00	\$3,140.73	1.26
Subtotal of Element: Expenditure		\$4.13	\$3,181.00	\$40.27	\$0.00	\$3,140.73	1.27
Subtotal of Element: [Function] 2300 - Support Services-General Administration		\$4.13	\$3,181.00	\$40.27	\$0.00	\$3,140.73	1.27
31600-4000-54640-0000-001752-0000-00000	Capital Improvements HB-33-Rentals - Lease to Purchase	\$0.00	\$155,845.00	\$0.00	\$0.00	\$155,845.00	0.00
31600-4000-57112-0000-001752-0000-00000	Capital Improvements HB-33-Land Improvements	\$0.00	\$310,599.00	\$0.00	\$0.00	\$310,599.00	0.00

Subtotal of Element: Expenditure		\$0.00	\$466,444.00	\$0.00	\$0.00	\$466,444.00	0.00
Subtotal of Element: [Function] 4000 - Capital Outlay		\$0.00	\$466,444.00	\$0.00	\$0.00	\$466,444.00	0.00
Subtotal of Element: [Fund] 31600 - Capital Improvements HB-33		\$2.07	\$469,625.00	\$40.27	\$0.00	\$469,584.73	0.01
31700-4000-57332-0000-001752-0000-00000	Capital Improvements SB-9-Supply Assets (\$5,000 or Less)	\$0.00	\$4,443.00	\$0.00	\$0.00	\$4,443.00	0.00
Subtotal of Element: Expenditure		\$0.00	\$4,443.00	\$0.00	\$0.00	\$4,443.00	0.00
Subtotal of Element: [Function] 4000 - Capital Outlay		\$0.00	\$4,443.00	\$0.00	\$0.00	\$4,443.00	0.00
Subtotal of Element: [Fund] 31700 - Capital Improvements SB-9		\$0.00	\$4,443.00	\$0.00	\$0.00	\$4,443.00	0.00
31701-0000-53712-0000-001752-0000-00000	Capital Improvements SB-9 Local-County Tax Collection Costs	(\$1.01)	\$0.00	\$0.00	\$0.00	\$0.00	0.00
Subtotal of Element: Expenditure		(\$1.01)	\$0.00	\$0.00	\$0.00	\$0.00	0.00
Subtotal of Element: [Function] 0000 - Revenue/Balance Sheet		(\$1.01)	\$0.00	\$0.00	\$0.00	\$0.00	0.00
31701-2300-53712-0000-001752-0000-00000	Capital Improvements SB-9 Local-County Tax Collection Costs	\$2.05	\$1,572.00	\$20.05	\$0.00	\$1,551.95	1.27
Subtotal of Element: Expenditure		\$2.05	\$1,572.00	\$20.05	\$0.00	\$1,551.95	1.28
Subtotal of Element: [Function] 2300 - Support Services-General Administration		\$2.05	\$1,572.00	\$20.05	\$0.00	\$1,551.95	1.28
31701-4000-54500-0000-001752-0000-00000	Capital Improvements SB-9 Local-Construction Services	\$0.00	\$0.00	\$0.00	\$900.00	(\$900.00)	0.00
31701-4000-54640-0000-001752-0000-00000	Capital Improvements SB-9 Local-Rentals - Lease to Purchase	\$0.00	\$77,019.00	\$0.00	\$0.00	\$77,019.00	0.00
31701-4000-57112-0000-001752-0000-00000	Capital Improvements SB-9 Local-Land Improvements	\$0.00	\$199,318.00	\$1,024.82	\$0.00	\$198,293.18	0.51
Subtotal of Element: Expenditure		\$0.00	\$276,337.00	\$1,024.82	\$900.00	\$274,412.18	0.37
Subtotal of Element: [Function] 4000 - Capital Outlay		\$0.00	\$276,337.00	\$1,024.82	\$900.00	\$274,412.18	0.37
Subtotal of Element: [Fund] 31701 - Capital Improvements SB-9 Local		\$1.04	\$277,909.00	\$1,044.87	\$900.00	\$275,964.13	0.38
Grand Total		\$139,417.31	\$5,888,957.00	\$1,404,658.55	\$1,321,845.40	\$3,162,453.05	23.85

Health Leadership High School

Balance Sheet Report

Cycle: FY19-20; Fund Class: [All]; Fund Columns: [All Funds]; Account Code Expression: [All]; Balance Date: 12/31/2019; Detail: No; Created On: 1/22/2020 3:31:40 PM

Description	11000	14000	21000	23000	24101	24106	24154
11012 - Cash	\$1,652,708.00	\$26,867.36	(\$95.00)	\$2,857.50	(\$51,295.50)	(\$29,435.70)	(\$175.00)
Subtotal of Account Type: Asset	\$1,652,708.00	\$26,867.36	(\$95.00)	\$2,857.50	(\$51,295.50)	(\$29,435.70)	(\$175.00)
Subtotal of Account Group: Assets	\$1,652,708.00	\$26,867.36	(\$95.00)	\$2,857.50	(\$51,295.50)	(\$29,435.70)	(\$175.00)
21014 - Other Accounts Payable	\$1,899.67	\$0.00	\$0.00	\$0.00	\$0.00	\$0.00	\$0.00
23134 - State Retirement System Contributions (Employer)	\$188.02	\$0.00	\$0.00	\$0.00	\$0.00	\$0.00	\$0.00
23138 - Disability	\$132.47	\$0.00	\$0.00	\$0.00	\$19.53	\$0.00	\$0.00
23141 - Federal Income Tax	(\$172.96)	\$0.00	\$0.00	\$0.00	\$0.00	\$0.00	\$0.00
23142 - State Income Tax	\$2,469.58	\$0.00	\$0.00	\$0.00	\$114.77	\$48.15	\$0.00
23143 - FICA	(\$341.28)	\$0.00	\$0.00	\$0.00	\$0.00	\$0.00	\$0.00
23144 - Medicare (Employee)	(\$39.91)	\$0.00	\$0.00	\$0.00	\$0.00	\$0.00	\$0.00
23147 - Voluntary Deductions	\$1,891.40	\$0.00	\$0.00	\$0.00	\$2.70	\$60.00	\$0.00
23148 - Direct Deposit	(\$1,899.67)	\$0.00	\$0.00	\$0.00	\$0.00	\$0.00	\$0.00
23154 - Medicare (Employer)	(\$39.91)	\$0.00	\$0.00	\$0.00	\$0.00	\$0.00	\$0.00
23224 - Education Retirement	\$24,068.90	\$0.00	\$0.00	\$0.00	\$1,426.81	\$605.74	\$0.00
23225 - Health Insurance	\$12,429.97	\$0.00	\$0.00	\$0.00	\$1,004.74	\$2.35	\$0.00
23226 - Unemployment Insurance	\$1,875.05	\$0.00	\$0.00	\$0.00	\$95.51	\$56.28	\$0.00
23227 - Workers Comensation	\$81.97	\$0.00	\$0.00	\$0.00	\$7.93	\$3.61	\$0.00
23245 - Retiree Health Care	\$2,922.50	\$0.00	\$0.00	\$0.00	\$172.25	\$73.13	\$0.00
Subtotal of Account Type: Liability	\$45,465.80	\$0.00	\$0.00	\$0.00	\$2,844.24	\$849.26	\$0.00
32300 - Unreserved Fund Balance	\$1,287,535.43	\$24,997.60	(\$6,874.62)	\$2,857.50	\$0.00	\$0.00	\$0.00
Net Increase/Decrease	\$319,706.77	\$1,869.76	\$6,779.62	\$0.00	(\$54,139.74)	(\$30,284.96)	(\$175.00)
Subtotal of Account Type: Fund Balance/Retained Earnings	\$1,607,242.20	\$26,867.36	(\$95.00)	\$2,857.50	(\$54,139.74)	(\$30,284.96)	(\$175.00)
Subtotal of Account Group: Liabilities/Fund Balance	\$1,652,708.00	\$26,867.36	(\$95.00)	\$2,857.50	(\$51,295.50)	(\$29,435.70)	(\$175.00)

24190	24191	27109	27189	29102	29114	31200	31600	31700
(\$28,527.48)	(\$27,909.33)	\$24,331.87	\$22.94	\$93,912.92	\$8,399.61	(\$49,067.49)	\$313,948.99	\$1,402.08
(\$28,527.48)	(\$27,909.33)	\$24,331.87	\$22.94	\$93,912.92	\$8,399.61	(\$49,067.49)	\$313,948.99	\$1,402.08
(\$28,527.48)	(\$27,909.33)	\$24,331.87	\$22.94	\$93,912.92	\$8,399.61	(\$49,067.49)	\$313,948.99	\$1,402.08
\$0.00	\$0.00	\$0.00	\$0.00	\$0.00	\$0.00	\$0.00	\$0.00	\$0.00
\$0.00	\$0.00	\$0.00	\$0.00	\$0.00	\$0.00	\$0.00	\$0.00	\$0.00
\$10.91	\$0.00	\$0.00	\$0.00	\$0.00	\$0.00	\$0.00	\$0.00	\$0.00
\$0.00	\$0.00	\$0.00	\$0.00	\$0.00	\$0.00	\$0.00	\$0.00	\$0.00
\$83.78	\$0.00	\$0.00	\$0.00	\$0.00	\$0.00	\$0.00	\$0.00	\$0.00
\$0.00	\$0.00	\$0.00	\$0.00	\$0.00	\$0.00	\$0.00	\$0.00	\$0.00
\$0.00	\$0.00	\$0.00	\$0.00	\$0.00	\$0.00	\$0.00	\$0.00	\$0.00
\$0.00	\$0.00	\$0.00	\$0.00	\$0.00	\$0.00	\$0.00	\$0.00	\$0.00
\$0.00	\$0.00	\$0.00	\$0.00	\$0.00	\$0.00	\$0.00	\$0.00	\$0.00
\$0.00	\$0.00	\$0.00	\$0.00	\$0.00	\$0.00	\$0.00	\$0.00	\$0.00
\$0.00	\$0.00	\$0.00	\$0.00	\$0.00	\$0.00	\$0.00	\$0.00	\$0.00
\$797.27	\$0.00	\$0.00	\$0.00	\$0.00	\$0.00	\$0.00	\$0.00	\$0.00
\$820.22	\$0.00	\$0.00	\$22.94	\$0.00	\$0.00	\$0.00	\$0.00	\$0.00
\$74.13	\$0.00	\$0.00	\$0.00	\$0.00	\$0.00	\$0.00	\$0.00	\$0.00
\$3.61	\$0.00	\$0.00	\$0.00	\$0.00	\$0.00	\$0.00	\$0.00	\$0.00
\$96.25	\$0.00	\$0.00	\$0.00	\$0.00	\$0.00	\$0.00	\$0.00	\$0.00
\$1,886.17	\$0.00	\$0.00	\$22.94	\$0.00	\$0.00	\$0.00	\$0.00	\$0.00
\$0.00	(\$33,511.21)	\$0.00	\$0.00	\$90,543.21	\$8,584.61	\$0.00	\$309,674.57	\$1,402.08
(\$30,413.65)	\$5,601.88	\$24,331.87	\$0.00	\$3,369.71	(\$185.00)	(\$49,067.49)	\$4,274.42	\$0.00
(\$30,413.65)	(\$27,909.33)	\$24,331.87	\$0.00	\$93,912.92	\$8,399.61	(\$49,067.49)	\$313,948.99	\$1,402.08
(\$28,527.48)	(\$27,909.33)	\$24,331.87	\$22.94	\$93,912.92	\$8,399.61	(\$49,067.49)	\$313,948.99	\$1,402.08

31701	Total
\$213,650.99	\$2,151,596.76
\$213,650.99	\$2,151,596.76
\$213,650.99	\$2,151,596.76
\$0.00	\$1,899.67
\$0.00	\$188.02
\$0.00	\$162.91
\$0.00	(\$172.96)
\$0.00	\$2,716.28
\$0.00	(\$341.28)
\$0.00	(\$39.91)
\$0.00	\$1,954.10
\$0.00	(\$1,899.67)
\$0.00	(\$39.91)
\$0.00	\$26,898.72
\$0.00	\$14,280.22
\$0.00	\$2,100.97
\$0.00	\$97.12
\$0.00	\$3,264.13
\$0.00	\$51,068.41
\$212,544.20	\$1,897,753.37
\$1,106.79	\$202,774.98
\$213,650.99	\$2,100,528.35
\$213,650.99	\$2,151,596.76

Health Leadership High School

Bank Account Reconciliation Report (Bank Reconciliation)

Accounting Cycle: FY19-20; Bank: NM Bank and Trust - Operating Acct; Bank Account: 120106281 - Operating Acct.; Statement Date: 12/31/2019; Include Unposted Transactions: No; Created On: 1/22/2020 3:27:01 PM

Last Reconciled	Beginning Balance	Statement Date	Ending Balance		
11/30/2019	\$2,058,504.46	12/31/2019	\$2,167,602.02		
Date	Source Document	Item Number	Description	Deposit	Withdrawal
10/28/2019	AP14784	3024	Alarm Research Inc.		\$86.30
10/28/2019	AP14784	3033	Sandia Safe & Lock		\$8.50
10/28/2019	AP14784	3037	Albuquerque Public Schools		\$210.00
11/7/2019	AP14787	3075	Chavez Cleaning Service		\$2,353.83
11/7/2019	AP14787	3082	Rudy's Country Store & Bar B Q		\$146.76
11/7/2019	AP14788	3044	Orkin Pest Control		\$87.91
11/7/2019	AP14788	3045	Neopost USA Inc		\$243.16
11/15/2019	PR 20.09		Yntema, Patricia		\$0.00
11/25/2019	AP14792		PNM		\$777.21
11/25/2019	AP14792	3056	Archuleta, Leticia		\$47.99
11/25/2019	AP14792	3057	AssetGenie, Inc.		\$148.00
11/25/2019	AP14792	3058	CES - Cooperative Education Service		\$663.95
11/25/2019	AP14792	3059	Chyno, Ltd. Co.		\$18,576.40
11/25/2019	AP14792	3060	CNM Bookstore		\$100.00
11/25/2019	AP14792	3061	Comnet Consulting Inc.		\$5,016.19
11/25/2019	AP14792	3063	Jive Communications		\$644.17
11/25/2019	AP14792	3064	MailFinance		\$187.02
11/25/2019	AP14792	3065	NM Gas Company		\$70.16
11/25/2019	AP14792	3066	Shamrock Discount Janitor Supply		\$391.52
11/25/2019	AP14792	3067	Tori Stephens-Shauger		\$4,350.00
11/25/2019	AP14793	3068	Sandia Office Supply, Inc		\$812.49
11/25/2019	AP14793	3069	Sandia Safe & Lock		\$115.43
11/29/2019	PR 20.10 10.1		Yanez-Mota, Aylin L		\$0.00
11/29/2019	PR 20.10 10.1		Elliott-Kramer, Bridget		\$0.00
12/3/2019	00011816	00011816	PR 20 CRS - Oct 2019 Penalties & Interest; Temp Transaction Number T0025016		\$63.13
12/3/2019	1154		NM Taxation and Revenue Department		\$2,992.31
12/3/2019	1155		NM Taxation and Revenue Department		\$2,855.86
12/5/2019	1156		NMPSIA		\$15,427.80
12/9/2019	CR14573	CR14573	Parking Permit	\$1,919.01	
12/10/2019	1158		Educational Retirement Board		\$29,317.91
12/10/2019	1165		NM Retireee Health Care Authority		\$3,544.98
12/11/2019	CR14574	CR14574	SEG December 2019	\$251,164.20	
12/12/2019	CR14571	CR14571	Payment for Mario's life insurance	\$41.48	
12/12/2019	CR14578	CR14578	2019 12 12 Deposit	\$96.00	
12/13/2019	1166		NM Bank & Trust		\$38,512.20
12/13/2019	1167		Internal Revenue Service		\$13,672.24

12/13/2019	PR 20.11		Elliott-Kramer, Bridget		\$0.00
12/17/2019	CR14572	CR14572	Student fees	\$6.50	
12/19/2019	CR14579	CR14579	2019 12 19 Deposit	\$31.50	
12/19/2019	CR14580	CR14580	2019 12 19 Deposit	\$34.50	
12/20/2019	CR14577	CR14577	BernCo Deposit - December 2019	\$298.57	
12/26/2019	CR14576	CR14576	Q1- Lease Assistance Reimbursement	\$42,502.00	
12/30/2019	CR14575	CR14575	United Way - December 2019	\$2.70	
12/31/2019	1168		Internal Revenue Service		\$11,727.04
12/31/2019	1169		NM Bank & Trust		\$33,848.44
12/31/2019	PR 20.12		Elliott-Kramer, Bridget		\$0.00
1/15/2020	PR 20.13		Elliott-Kramer, Bridget		\$0.00
1/15/2020	PR 20.13		Marquez, Nicodemus		\$0.00
Sub Total				\$296,096.46	\$186,998.90

Health Leadership High School

Bank Account Reconciliation Report (GL Reconciliation)

Accounting Cycle: FY19-20; Bank: NM Bank and Trust - Operating Acct; Bank Account: 120106281 - Operating Acct.; Statement Date: 12/31/2019; Include Unposted Transactions: No; Created On: 1/22/2020 3:27:02 PM

	Bank Reconciliation +	Outstanding	ExpectedGL -	ActualGL 1	Difference
Beginning Balance	\$2,058,504.46 +	(\$56,042.25) =	\$2,002,462.21 -	\$2,002,462.21 =	\$0.00
Deposits/Debits	\$296,096.46 +	\$5,000.00 =	\$301,096.46 -	\$385,168.13 =	(\$84,071.67)
Withdrawals/Credits	(\$186,998.90) +	\$35,036.99 =	(\$151,961.91) -	(\$236,033.58) =	\$84,071.67
Sub Total	\$2,167,602.02	(\$16,005.26)	\$2,151,596.76	\$2,151,596.76	\$0.00