

**Health Leadership High School
Financial Update
May 27, 2020**

A. <u>BARs*</u>				
	<u>BAR #</u>	<u>Fund Description</u>	<u>Type</u>	<u>Amount</u>
1		Blanket BAR		
2				
3				
4				
5				

B. Payroll & Accounts Payable Payment Vouchers*

1 April 2020

C. Financial Statement Reports - as of April 30, 2020

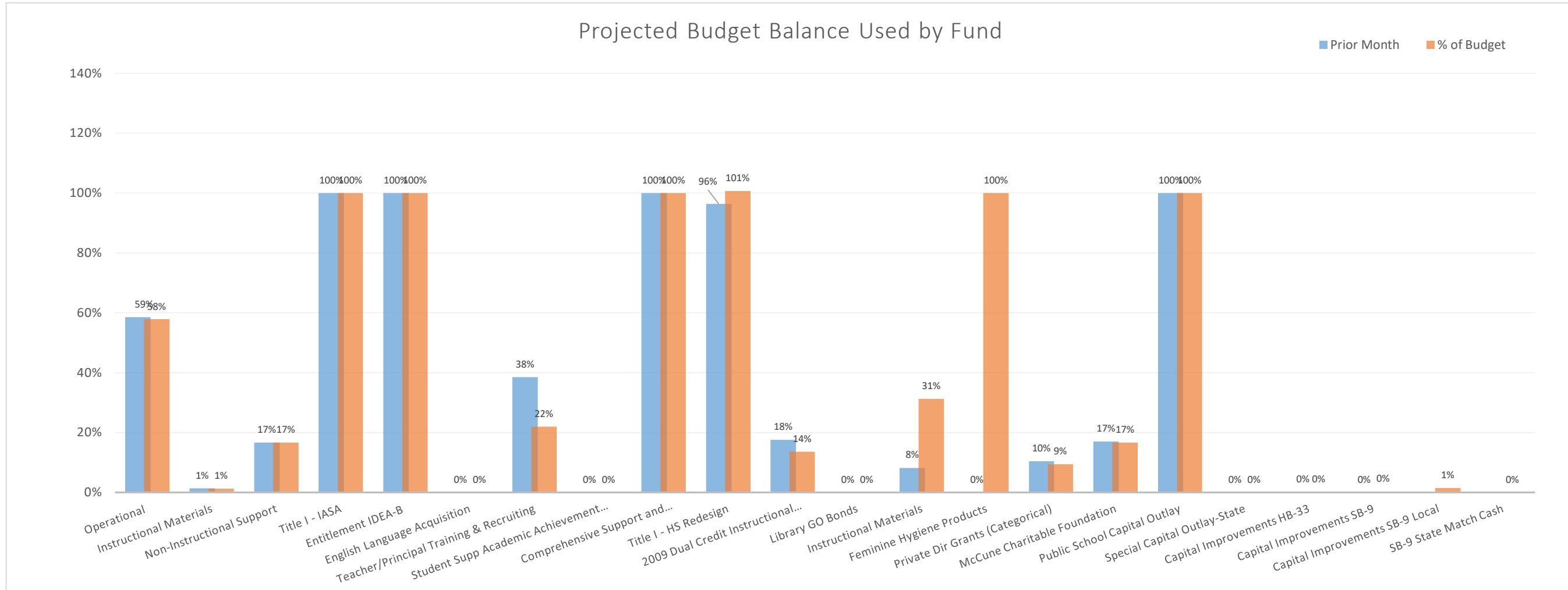
1 Financial Analysis
2 Bank Reconciliation

D. Other

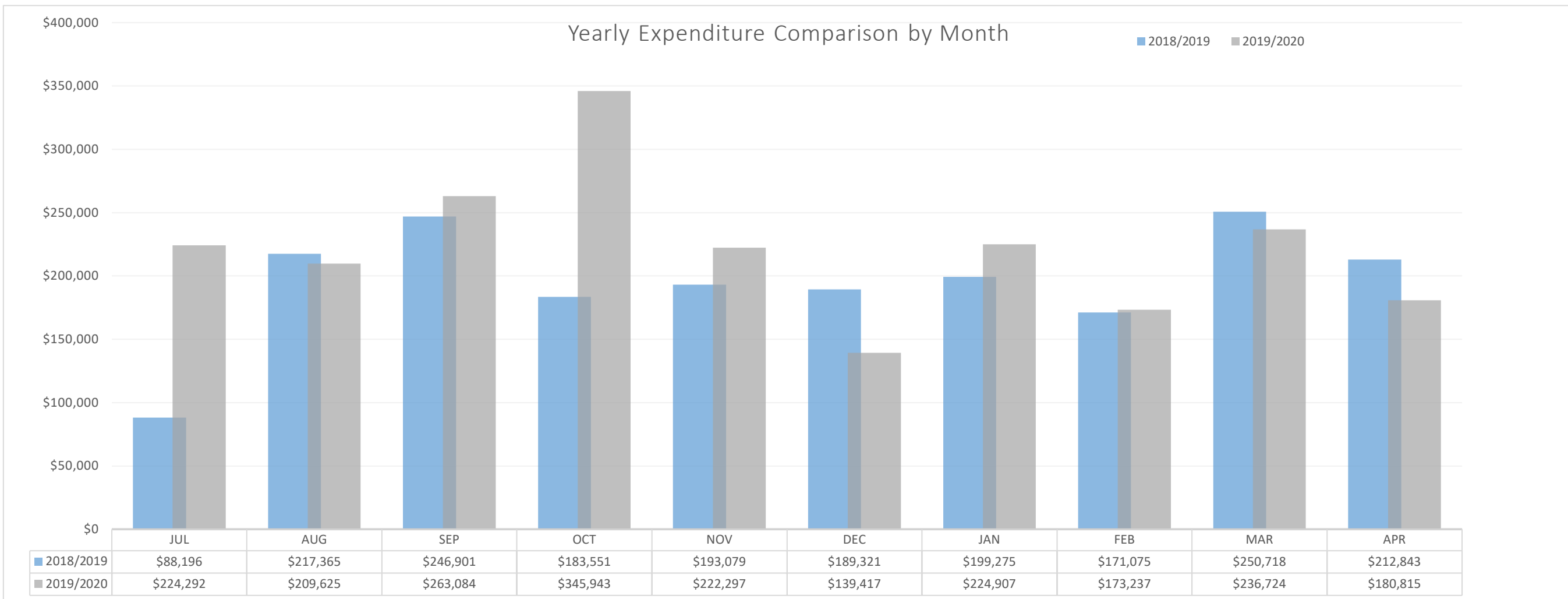
1 None

* Requires board approval

Health Leadership High School Expenditure Analytical Review As of April 30, 2020

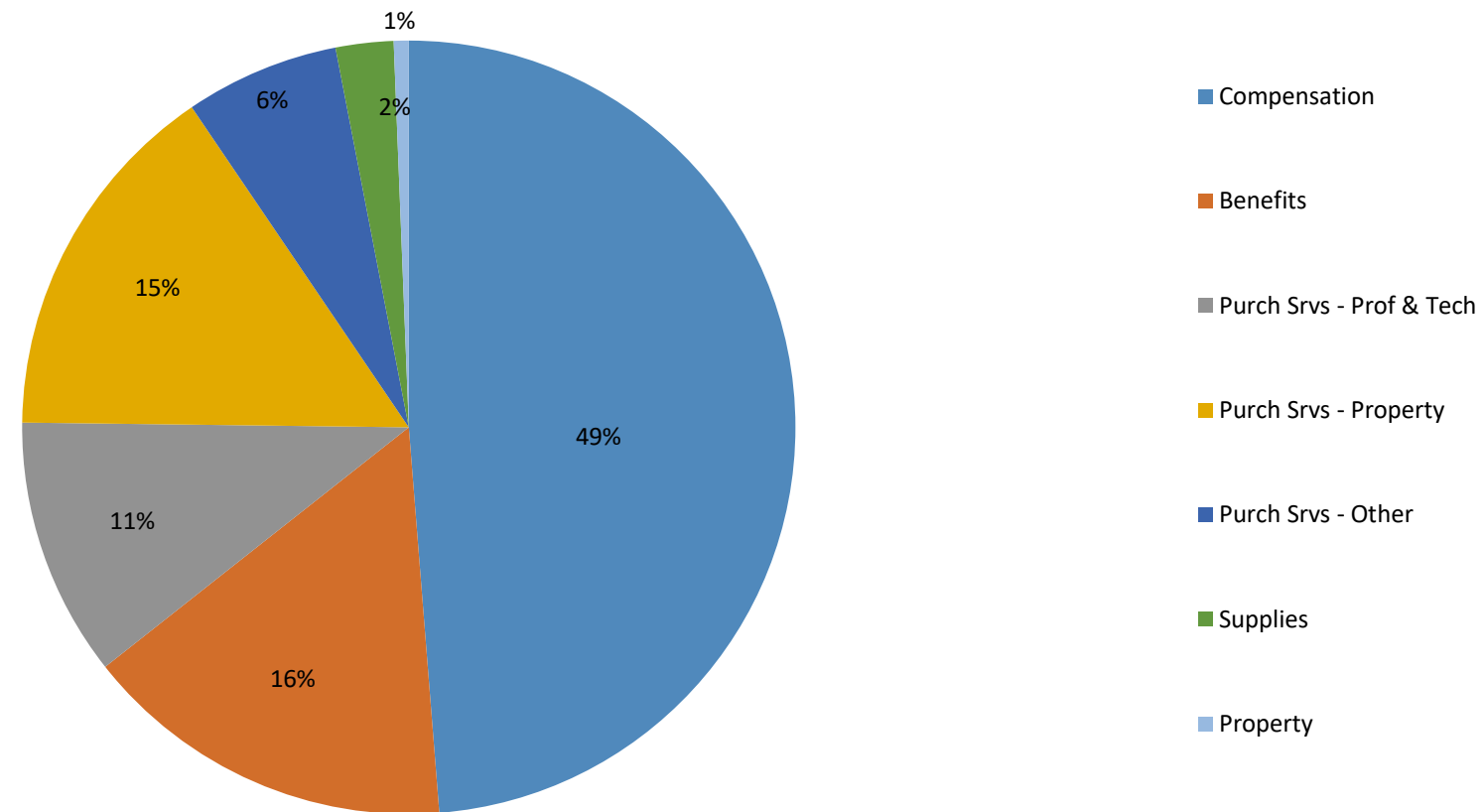


Note: Operational decrease for 40th day student count is not reflected in graphs. Will be included when final funded SEG is released by PED.



Health Leadership High School Expenditure Analytical Review As of April 30, 2020

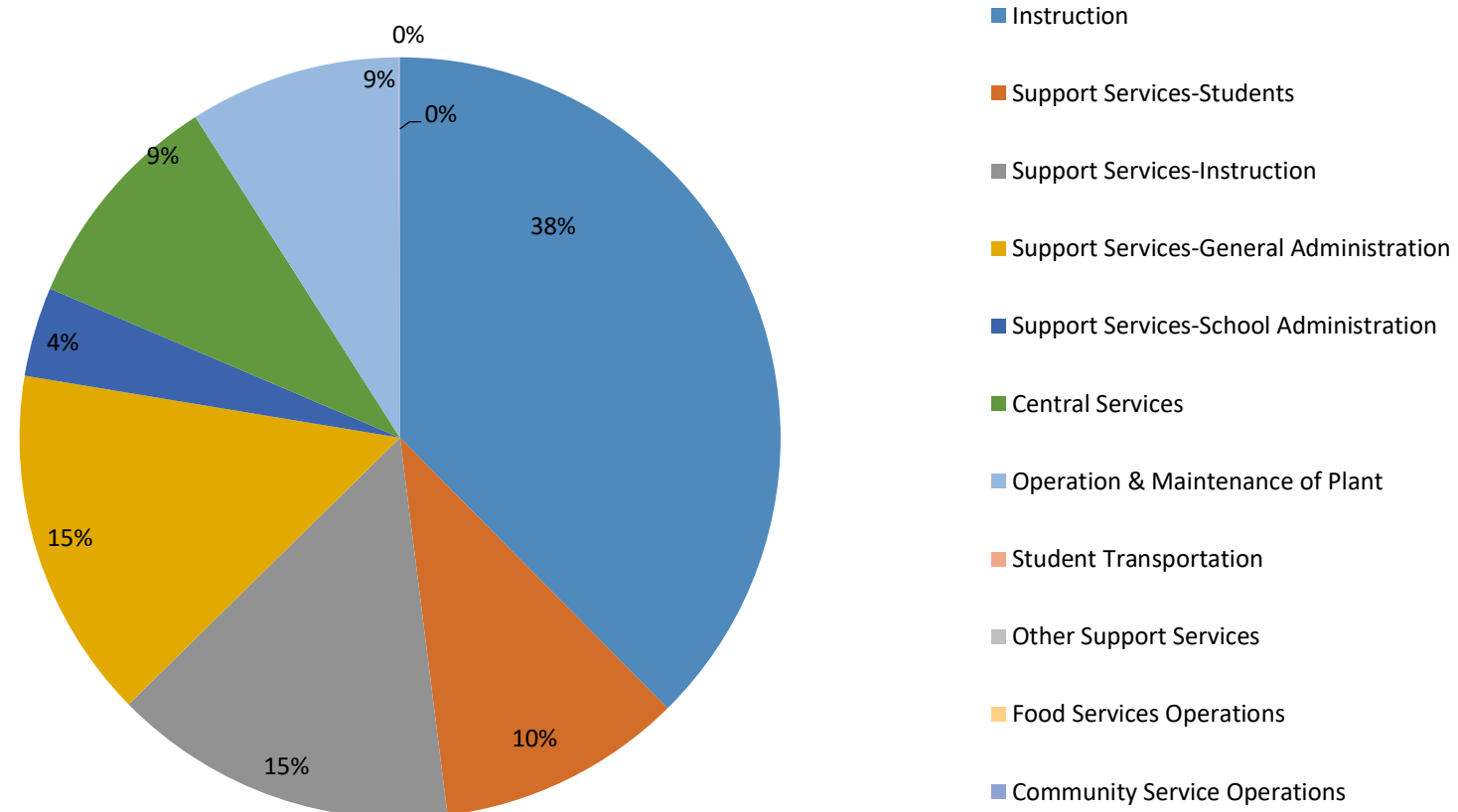
FY2020 Exp YTD & Enc by Object Code



Compensation: amounts paid to permanent and temporary employees.
Benefits: medical, dental, vision, disability, unemployment, etc.
Purch Svcs - Prof & Tech: ancillary, training, auditors, attorneys, accounting.
Purch Svcs - Property: maintenance & repair, utilities, lease, etc.
Purch Svcs - Other: liability insurance, advertising, travel, non-professional services.
Supplies: office, testing, textbook, food, software, etc.
Property: fixed assets, property purchase.
Debt Svc & Misc: penalties, emergency reserve, etc.

Note:

FY2020 Exp YTD & Enc by Function



1000 - Instruction: direct classroom related expenditures.
2100 - Support Services - Student: special education, school counselor, attendance, student records.
2200 - Support Services - Instruction: testing and library
2300 - Administration: auditors, legal, and governance council
2400 - School Administration: principal's office
2500 - Central Services: business office and administrative technology
2600 - Operation & Maintenance: custodial, maintenance, security, and safety
3100 - Food Services: food services operations
4000 - Capital: Lease Assistance, HB-33, and SB-9 allocations.

Note:

Health Leadership High School

Revenue Report

Account Summary Report

Cycle: FY19-20; Begin Date: 04/01/2020; End Date: 04/30/2020; Account Type: Revenue; Subtotal Elements: Fund,Function; Account Expression: [All]; Subtotal By Account Type: Yes; Include Unposted Transactions: No; Created On:

5/25/2020 3:04:08 PM

Account Code	Description	Actual (Date Range)	Budget (YTD)	Actual (YTD)	Encumbrance (YTD)	Available (YTD)	% of Budget
11000-0000-41701-0000-001752-0000-00000	Operational-Fees - Activities	\$0.00	(\$4,000.00)	(\$3,171.50)	\$0.00	(\$828.50)	79.28
11000-0000-41701-0000-001752-0000-60003	Operational-Fees - Activities	\$0.00	\$0.00	(\$150.00)	\$0.00	\$150.00	0.00
11000-0000-41705-0000-001752-0000-00000	Operational-Fees - Users	\$0.00	(\$500.00)	(\$40.00)	\$0.00	(\$460.00)	8.00
11000-0000-41920-0000-001752-0000-00000	Operational-Contributions/Donations - Private Sources (Non Categorical)	(\$13.50)	\$0.00	(\$41.40)	\$0.00	\$41.40	0.00
11000-0000-41921-0000-001752-0000-00000	Operational-Instructional - Categorical	(\$500.00)	\$0.00	(\$1,500.00)	\$0.00	\$1,500.00	0.00
11000-0000-41980-0000-001752-0000-00000	Operational-Refund of Prior Year's Expenditures	\$0.00	\$0.00	(\$2,070.09)	\$0.00	\$2,070.09	0.00
11000-0000-43101-0000-001752-0000-00000	State Equalization Guarantee	(\$184,340.94)	(\$3,028,649.00)	(\$2,300,012.96)	\$0.00	(\$728,636.04)	75.94
Subtotal of Element: Revenue		(\$184,854.44)	(\$3,033,149.00)	(\$2,306,985.95)	\$0.00	(\$726,163.05)	76.06
Subtotal of Element: [Function] 0000 - Revenue/Balance Sheet		(\$184,854.44)	(\$3,033,149.00)	(\$2,306,985.95)	\$0.00	(\$726,163.05)	76.06
Subtotal of Element: [Fund] 11000 - Operational		(\$184,854.44)	(\$3,033,149.00)	(\$2,306,985.95)	\$0.00	(\$726,163.05)	76.06
14000-0000-43207-0000-001752-0000-00000	Instructional Materials-Instructional Materials - Credit	\$0.00	\$0.00	(\$2,183.26)	\$0.00	\$2,183.26	0.00
Subtotal of Element: Revenue		\$0.00	\$0.00	(\$2,183.26)	\$0.00	\$2,183.26	0.00
Subtotal of Element: [Function] 0000 - Revenue/Balance Sheet		\$0.00	\$0.00	(\$2,183.26)	\$0.00	\$2,183.26	0.00
Subtotal of Element: [Fund] 14000 - Instructional Materials		\$0.00	\$0.00	(\$2,183.26)	\$0.00	\$2,183.26	0.00
21000-0000-44500-0000-001752-0000-00000	Food Services-Restricted Grants - Federal Flow-through	\$0.00	\$0.00	(\$6,874.62)	\$0.00	\$6,874.62	0.00
Subtotal of Element: Revenue		\$0.00	\$0.00	(\$6,874.62)	\$0.00	\$6,874.62	0.00
Subtotal of Element: [Function] 0000 - Revenue/Balance Sheet		\$0.00	\$0.00	(\$6,874.62)	\$0.00	\$6,874.62	0.00
Subtotal of Element: [Fund] 21000 - Food Services		\$0.00	\$0.00	(\$6,874.62)	\$0.00	\$6,874.62	0.00
24101-0000-41924-0000-001752-0000-00000	Title I - IASA-Flow-through Grants From Districts to Charter Schools	(\$54,368.69)	(\$58,082.00)	(\$54,368.69)	\$0.00	(\$3,713.31)	93.60
Subtotal of Element: Revenue		(\$54,368.69)	(\$58,082.00)	(\$54,368.69)	\$0.00	(\$3,713.31)	93.61
Subtotal of Element: [Function] 0000 - Revenue/Balance Sheet		(\$54,368.69)	(\$58,082.00)	(\$54,368.69)	\$0.00	(\$3,713.31)	93.61
Subtotal of Element: [Fund] 24101 - Title I - IASA		(\$54,368.69)	(\$58,082.00)	(\$54,368.69)	\$0.00	(\$3,713.31)	93.61
24106-0000-41924-0000-001752-0000-00000	Entitlement IDEA-B-Flow-through Grants From Districts to Charter Schools	\$0.00	(\$44,677.00)	\$0.00	\$0.00	(\$44,677.00)	0.00
Subtotal of Element: Revenue		\$0.00	(\$44,677.00)	\$0.00	\$0.00	(\$44,677.00)	0.00
Subtotal of Element: [Function] 0000 - Revenue/Balance Sheet		\$0.00	(\$44,677.00)	\$0.00	\$0.00	(\$44,677.00)	0.00
Subtotal of Element: [Fund] 24106 - Entitlement IDEA-B		\$0.00	(\$44,677.00)	\$0.00	\$0.00	(\$44,677.00)	0.00
24153-0000-41924-0000-001752-0000-00000	English Language Acquisition-Flow-through Grants From Districts to Charter Schools	\$0.00	(\$1,500.00)	\$0.00	\$0.00	(\$1,500.00)	0.00
Subtotal of Element: Revenue		\$0.00	(\$1,500.00)	\$0.00	\$0.00	(\$1,500.00)	0.00
Subtotal of Element: [Function] 0000 - Revenue/Balance Sheet		\$0.00	(\$1,500.00)	\$0.00	\$0.00	(\$1,500.00)	0.00
Subtotal of Element: [Fund] 24153 - English Language Acquisition		\$0.00	(\$1,500.00)	\$0.00	\$0.00	(\$1,500.00)	0.00
24154-0000-41924-0000-001752-0000-00000	Teacher/Principal Training & Recruiting-Flow-through Grants From Districts to Charter Schools	\$0.00	(\$13,369.00)	\$0.00	\$0.00	(\$13,369.00)	0.00
Subtotal of Element: Revenue		\$0.00	(\$13,369.00)	\$0.00	\$0.00	(\$13,369.00)	0.00
Subtotal of Element: [Function] 0000 - Revenue/Balance Sheet		\$0.00	(\$13,369.00)	\$0.00	\$0.00	(\$13,369.00)	0.00
Subtotal of Element: [Fund] 24154 - Teacher/Principal Training & Recruiting		\$0.00	(\$13,369.00)	\$0.00	\$0.00	(\$13,369.00)	0.00
24189-0000-41924-0000-001752-0000-00000	Student Supp Academic Achievement Title IV-Flow-through Grants From Districts to Charter Schools	\$0.00	(\$797.00)	\$0.00	\$0.00	(\$797.00)	0.00

Subtotal of Element: Revenue		\$0.00	(\$797.00)	\$0.00	\$0.00	(\$797.00)	0.00
Subtotal of Element: [Function] 0000 - Revenue/Balance Sheet		\$0.00	(\$797.00)	\$0.00	\$0.00	(\$797.00)	0.00
Subtotal of Element: [Fund] 24189 - Student Support Academic Achievement Title IV		\$0.00	(\$797.00)	\$0.00	\$0.00	(\$797.00)	0.00
24190-0000-41924-0000-001752-0000-00000	Comprehensive Support and Improvement (CSI)-Flow-through Grants From Districts to Charter Schools	\$0.00	(\$72,718.00)	(\$61,639.87)	\$0.00	(\$11,078.13)	84.76
Subtotal of Element: Revenue		\$0.00	(\$72,718.00)	(\$61,639.87)	\$0.00	(\$11,078.13)	84.77
Subtotal of Element: [Function] 0000 - Revenue/Balance Sheet		\$0.00	(\$72,718.00)	(\$61,639.87)	\$0.00	(\$11,078.13)	84.77
Subtotal of Element: [Fund] 24190 - Comprehensive Support and Improvement (CSI)		\$0.00	(\$72,718.00)	(\$61,639.87)	\$0.00	(\$11,078.13)	84.77
24191-0000-41924-0000-001752-0000-00000	Title I - HS Redesign-Flow-through Grants From Districts to Charter Schools	\$0.00	(\$150,000.00)	(\$18,624.30)	\$0.00	(\$131,375.70)	12.41
Subtotal of Element: Revenue		\$0.00	(\$150,000.00)	(\$18,624.30)	\$0.00	(\$131,375.70)	12.42
Subtotal of Element: [Function] 0000 - Revenue/Balance Sheet		\$0.00	(\$150,000.00)	(\$18,624.30)	\$0.00	(\$131,375.70)	12.42
Subtotal of Element: [Fund] 24191 - Title I - HS Redesign		\$0.00	(\$150,000.00)	(\$18,624.30)	\$0.00	(\$131,375.70)	12.42
27103-0000-41924-0000-001752-0000-00000	2009 Dual Credit Instructional Materials/HB2-Flow-through Grants From Districts to Charter Schools	\$0.00	(\$10,792.00)	\$0.00	\$0.00	(\$10,792.00)	0.00
Subtotal of Element: Revenue		\$0.00	(\$10,792.00)	\$0.00	\$0.00	(\$10,792.00)	0.00
Subtotal of Element: [Function] 0000 - Revenue/Balance Sheet		\$0.00	(\$10,792.00)	\$0.00	\$0.00	(\$10,792.00)	0.00
Subtotal of Element: [Fund] 27103 - 2009 Dual Credit Instructional Materials/HB2		\$0.00	(\$10,792.00)	\$0.00	\$0.00	(\$10,792.00)	0.00
27107-0000-43202-0000-001752-0000-00000	Library GO Bonds-State Flow-through Grant	\$0.00	(\$3,618.00)	\$0.00	\$0.00	(\$3,618.00)	0.00
27107-0000-43204-0000-001752-0000-00000	Library GO Bonds-Prior Year Balances	\$0.00	\$0.00	(\$2,769.00)	\$0.00	\$2,769.00	0.00
Subtotal of Element: Revenue		\$0.00	(\$3,618.00)	(\$2,769.00)	\$0.00	(\$849.00)	76.53
Subtotal of Element: [Function] 0000 - Revenue/Balance Sheet		\$0.00	(\$3,618.00)	(\$2,769.00)	\$0.00	(\$849.00)	76.53
Subtotal of Element: [Fund] 27107 - Library GO Bonds		\$0.00	(\$3,618.00)	(\$2,769.00)	\$0.00	(\$849.00)	76.53
27109-0000-43202-0000-001752-0000-00000	Instructional Materials-State Flow-through Grant	\$0.00	(\$24,432.00)	(\$24,431.87)	\$0.00	(\$0.13)	99.99
Subtotal of Element: Revenue		\$0.00	(\$24,432.00)	(\$24,431.87)	\$0.00	(\$0.13)	100.00
Subtotal of Element: [Function] 0000 - Revenue/Balance Sheet		\$0.00	(\$24,432.00)	(\$24,431.87)	\$0.00	(\$0.13)	100.00
Subtotal of Element: [Fund] 27109 - Instructional Materials		\$0.00	(\$24,432.00)	(\$24,431.87)	\$0.00	(\$0.13)	100.00
27130-0000-41924-0000-001752-0000-00000	Feminine Hygiene Products -Flow-through Grants From Districts to Charter Schools	\$0.00	(\$500.00)	\$0.00	\$0.00	(\$500.00)	0.00
Subtotal of Element: Revenue		\$0.00	(\$500.00)	\$0.00	\$0.00	(\$500.00)	0.00
Subtotal of Element: [Function] 0000 - Revenue/Balance Sheet		\$0.00	(\$500.00)	\$0.00	\$0.00	(\$500.00)	0.00
Subtotal of Element: [Fund] 27130 - Feminine Hygiene Products		\$0.00	(\$500.00)	\$0.00	\$0.00	(\$500.00)	0.00
29102-0000-41920-0000-001752-0000-00000	Private Dir Grants (Categorical)-Contributions/Donations - Private Sources (Non Categorical)	\$0.00	\$0.00	(\$5,750.00)	\$0.00	\$5,750.00	0.00
Subtotal of Element: Revenue		\$0.00	\$0.00	(\$5,750.00)	\$0.00	\$5,750.00	0.00
Subtotal of Element: [Function] 0000 - Revenue/Balance Sheet		\$0.00	\$0.00	(\$5,750.00)	\$0.00	\$5,750.00	0.00
Subtotal of Element: [Fund] 29102 - Private Dir Grants (Categorical)		\$0.00	\$0.00	(\$5,750.00)	\$0.00	\$5,750.00	0.00
31200-0000-43209-0000-001752-0000-00000	Public School Capital Outlay-PSCOC Awards	(\$42,502.00)	(\$170,008.00)	(\$160,085.00)	\$0.00	(\$9,923.00)	94.16
Subtotal of Element: Revenue		(\$42,502.00)	(\$170,008.00)	(\$160,085.00)	\$0.00	(\$9,923.00)	94.16
Subtotal of Element: [Function] 0000 - Revenue/Balance Sheet		(\$42,502.00)	(\$170,008.00)	(\$160,085.00)	\$0.00	(\$9,923.00)	94.16
Subtotal of Element: [Fund] 31200 - Public School Capital Outlay		(\$42,502.00)	(\$170,008.00)	(\$160,085.00)	\$0.00	(\$9,923.00)	94.16

31400-0000-43202-0000-001752-0000-00000	Special Capital Outlay-State-State Flow-through Grant	\$0.00	(\$100,000.00)	\$0.00	\$0.00	(\$100,000.00)	0.00
Subtotal of Element: Revenue		\$0.00	(\$100,000.00)	\$0.00	\$0.00	(\$100,000.00)	0.00
Subtotal of Element: [Function] 0000 - Revenue/Balance Sheet		\$0.00	(\$100,000.00)	\$0.00	\$0.00	(\$100,000.00)	0.00
Subtotal of Element: [Fund] 31400 - Special Capital Outlay-State		\$0.00	(\$100,000.00)	\$0.00	\$0.00	(\$100,000.00)	0.00
31600-0000-41110-0000-001752-0000-00000	Capital Improvements HB-33-Ad Valorem Taxes - School District	(\$2,347.57)	(\$159,026.00)	(\$103,398.20)	\$0.00	(\$55,627.80)	65.01
Subtotal of Element: Revenue		(\$2,347.57)	(\$159,026.00)	(\$103,398.20)	\$0.00	(\$55,627.80)	65.02
Subtotal of Element: [Function] 0000 - Revenue/Balance Sheet		(\$2,347.57)	(\$159,026.00)	(\$103,398.20)	\$0.00	(\$55,627.80)	65.02
Subtotal of Element: [Fund] 31600 - Capital Improvements HB-33		(\$2,347.57)	(\$159,026.00)	(\$103,398.20)	\$0.00	(\$55,627.80)	65.02
31700-0000-41110-0000-001752-0000-00000	Capital Improvements SB-9-Ad Valorem Taxes - School District	(\$1,154.79)	\$0.00	(\$1,154.79)	\$0.00	\$1,154.79	0.00
31700-0000-43204-0000-001752-0000-00000	Capital Improvements SB-9-Prior Year Balances	\$0.00	(\$4,443.00)	\$0.00	\$0.00	(\$4,443.00)	0.00
Subtotal of Element: Revenue		(\$1,154.79)	(\$4,443.00)	(\$1,154.79)	\$0.00	(\$3,288.21)	25.99
Subtotal of Element: [Function] 0000 - Revenue/Balance Sheet		(\$1,154.79)	(\$4,443.00)	(\$1,154.79)	\$0.00	(\$3,288.21)	25.99
Subtotal of Element: [Fund] 31700 - Capital Improvements SB-9		(\$1,154.79)	(\$4,443.00)	(\$1,154.79)	\$0.00	(\$3,288.21)	25.99
31701-0000-41110-0000-001752-0000-00000	Capital Improvements SB-9 Local-Ad Valorem Taxes - School District	(\$53.33)	(\$78,591.00)	(\$51,060.23)	\$0.00	(\$27,530.77)	64.96
Subtotal of Element: Revenue		(\$53.33)	(\$78,591.00)	(\$51,060.23)	\$0.00	(\$27,530.77)	64.97
Subtotal of Element: [Function] 0000 - Revenue/Balance Sheet		(\$53.33)	(\$78,591.00)	(\$51,060.23)	\$0.00	(\$27,530.77)	64.97
Subtotal of Element: [Fund] 31701 - Capital Improvements SB-9 Local		(\$53.33)	(\$78,591.00)	(\$51,060.23)	\$0.00	(\$27,530.77)	64.97
31703-0000-43202-0000-001752-0000-00000	SB-9 State Match Cash-State Flow-through Grant	\$0.00	(\$5,752.00)	\$0.00	\$0.00	(\$5,752.00)	0.00
Subtotal of Element: Revenue		\$0.00	(\$5,752.00)	\$0.00	\$0.00	(\$5,752.00)	0.00
Subtotal of Element: [Function] 0000 - Revenue/Balance Sheet		\$0.00	(\$5,752.00)	\$0.00	\$0.00	(\$5,752.00)	0.00
Subtotal of Element: [Fund] 31703 - SB-9 State Match Cash		\$0.00	(\$5,752.00)	\$0.00	\$0.00	(\$5,752.00)	0.00
Grand Total		(\$285,280.82)	(\$3,931,454.00)	(\$2,799,325.78)	\$0.00	(\$1,132,128.22)	71.20

Expenditures Report

Health Leadership High School

Account Summary Report

Cycle: FY19-20; Begin Date: 04/01/2020; End Date: 04/30/2020; Account Type: Expenditure; Subtotal Elements: Fund,Function; Account Expression: [All]; Subtotal By Account Type: Yes; Include Unposted Transactions: No; Created On: 5/25/2020 2:59:31 PM

Account Code	Description	Actual (Date Range)	Budget (YTD)	Actual (YTD)	Encumbrance (YTD)	Available (YTD)	% of Budget
11000-1000-51100-0000-001752-1612-00000	Operational-Salaries Expense	\$1,656.00	\$18,000.00	\$5,487.24	\$10,626.53	\$1,886.23	30.48
11000-1000-51100-1010-001752-1411-00000	Salaries Expense: Teachers-Grades 1-12	\$35,877.82	\$495,716.00	\$366,111.63	\$95,707.30	\$33,897.07	73.85
11000-1000-51100-1010-001752-1412-00000	Operational-Salaries Expense	\$4,875.18	\$40,000.00	\$7,546.28	\$12,187.89	\$20,265.83	18.86
11000-1000-51100-2000-001752-1412-00000	Salaries Expense: Teachers- Special Education	\$2,441.76	\$30,079.00	\$22,906.88	\$6,104.28	\$1,067.84	76.15
11000-1000-51100-9000-001752-1618-60003	Operational-Salaries Expense	\$181.82	\$5,000.00	\$1,545.47	\$2,954.53	\$500.00	30.90
11000-1000-51300-1010-001752-1411-00000	Operational-Additional Compensation	\$0.00	\$500.00	\$142.50	\$0.00	\$357.50	28.50
11000-1000-51300-2000-001752-1412-00000	Operational-Additional Compensation	\$0.00	\$500.00	\$90.00	\$0.00	\$410.00	18.00
11000-1000-51300-9000-001752-1618-00000	Operational-Additional Compensation	\$0.00	\$4,000.00	\$0.00	\$0.00	\$4,000.00	0.00
11000-1000-52111-0000-001752-0000-00000	Educational Retirement	\$6,346.39	\$78,400.00	\$59,568.16	\$14,765.17	\$4,066.67	75.97
11000-1000-52111-0000-001752-0000-60003	Operational-Educational Retirement	\$25.72	\$0.00	\$218.62	\$64.30	(\$282.92)	0.00
11000-1000-52111-1010-001752-1411-00000	Operational-Educational Retirement	\$0.00	\$0.00	\$3.34	\$0.00	(\$3.34)	0.00
11000-1000-52112-0000-001752-0000-00000	ERA - Retiree Health	\$899.78	\$19,036.00	\$8,460.85	\$2,087.07	\$8,488.08	44.44
11000-1000-52112-0000-001752-0000-60003	Operational-ERA - Retiree Health	\$3.64	\$0.00	\$30.94	\$9.10	(\$40.04)	0.00
11000-1000-52210-0000-001752-0000-00000	FICA Payments	\$2,630.05	\$47,039.00	\$24,556.33	\$6,051.61	\$16,431.06	52.20
11000-1000-52210-0000-001752-0000-60003	Operational-FICA Payments	\$10.86	\$0.00	\$92.45	\$27.15	(\$119.60)	0.00
11000-1000-52220-0000-001752-0000-00000	Medicare Payments	\$615.09	\$15,044.00	\$5,742.96	\$1,415.29	\$7,885.75	38.17
11000-1000-52220-0000-001752-0000-60003	Operational-Medicare Payments	\$2.54	\$0.00	\$21.59	\$6.35	(\$27.94)	0.00
11000-1000-52311-0000-001752-0000-00000	Health and Medical Premiums	\$4,485.96	\$80,944.00	\$43,932.45	\$8,491.78	\$28,519.77	54.27
11000-1000-52311-0000-001752-0000-60003	Operational-Health and Medical Premiums	\$9.12	\$0.00	\$77.38	\$22.80	(\$100.18)	0.00
11000-1000-52312-0000-001752-0000-00000	Life	\$46.70	\$793.00	\$1,594.08	\$87.43	(\$888.51)	201.01
11000-1000-52312-0000-001752-0000-60003	Operational-Life	\$0.16	\$0.00	\$1.36	\$0.40	(\$1.76)	0.00
11000-1000-52313-0000-001752-0000-00000	Dental	\$182.36	\$6,587.00	\$1,712.21	\$372.11	\$4,502.68	25.99
11000-1000-52313-0000-001752-0000-60003	Operational-Dental	\$0.60	\$0.00	\$3.00	\$1.50	(\$4.50)	0.00
11000-1000-52314-0000-001752-0000-00000	Vision	\$29.37	\$1,382.00	\$225.32	\$53.43	\$1,103.25	16.30
11000-1000-52314-0000-001752-0000-60003	Operational-Vision	\$0.12	\$0.00	\$1.02	\$0.30	(\$1.32)	0.00
11000-1000-52315-0000-001752-0000-00000	Disability	\$20.14	\$1,298.00	\$230.39	\$44.37	\$1,023.24	17.74
11000-1000-52500-0000-001752-0000-00000	Unemployment Compensation	\$152.45	\$14,425.00	\$1,205.33	\$332.34	\$12,887.33	8.35
11000-1000-52500-0000-001752-0000-60003	Operational-Unemployment Compensation	\$0.60	\$0.00	\$5.10	\$1.50	(\$6.60)	0.00
11000-1000-52710-0000-001752-0000-00000	Workers Compensation Premium	\$0.00	\$5,770.00	\$0.00	\$0.00	\$5,770.00	0.00
11000-1000-52720-0000-001752-0000-00000	Workers Compensation Employer's Fee	\$6.00	\$272.00	\$98.01	\$14.82	\$159.17	36.03
11000-1000-52720-0000-001752-0000-60003	Operational-Workers Compensation Employer's Fee	\$0.02	\$0.00	\$0.17	\$0.05	(\$0.22)	0.00
11000-1000-52911-0000-001752-0000-00000	Operational-Cafeteria Plan Fees	\$235.92	\$0.00	\$665.92	\$0.00	(\$665.92)	0.00
11000-1000-53330-1010-001752-0000-00000	Operational-Professional Development	\$0.00	\$500.00	\$105.00	\$0.00	\$395.00	21.00
11000-1000-53711-1000-001752-0000-00000	Operational-Other Charges	\$2,208.00	\$0.00	\$2,208.00	\$0.00	(\$2,208.00)	0.00
11000-1000-53711-1010-001752-0000-00000	Operational-Other Charges	\$429.00	\$8,801.00	\$3,467.98	\$1,851.25	\$3,481.77	39.40
11000-1000-53711-9000-001752-0000-60003	Operational-Other Charges	\$0.00	\$250.00	\$100.00	\$0.00	\$150.00	40.00
11000-1000-54610-9000-001752-0000-00000	Operational-Rental - Land and Buildings	(\$250.00)	\$2,050.00	\$0.00	\$1,800.00	\$250.00	0.00
11000-1000-55817-1010-001752-0000-00000	Operational-Student Travel	\$0.00	\$8,554.00	\$262.50	\$480.00	\$7,811.50	3.06
11000-1000-55818-1010-001752-0000-00000	Operational-Other Travel - Non-Employees	\$0.00	\$200.00	\$0.00	\$160.00	\$40.00	0.00
11000-1000-55915-1010-001752-0000-00000	Operational-Other Contract Services	\$147.11	\$17,084.00	\$10,574.01	\$3,163.51	\$3,346.48	61.89
11000-1000-56113-1010-001752-0000-00000	Operational-Software	\$0.00	\$24,780.00	\$11,297.50	\$0.00	\$13,482.50	45.59
11000-1000-56118-1010-001752-0000-00000	Operational-General Supplies and Materials	\$0.00	\$15,067.00	\$8,636.11	\$168.28	\$6,262.61	57.31
11000-1000-56118-9000-001752-0000-60003	Operational-General Supplies and Materials	\$0.00	\$2,000.00	\$1,488.00	\$0.00	\$512.00	74.40
11000-1000-57332-1010-001752-0000-00000	Operational-Supply Assets (\$5,000 or Less)	\$0.00	\$70,530.00	\$3,300.92	\$0.00	\$67,229.08	4.68
Subtotal of Element: Expenditure		\$63,270.28	\$1,014,601.00	\$593,717.00	\$169,052.44	\$251,831.56	58.52

Subtotal of Element: [Function] 1000 - Instruction		\$63,270.28	\$1,014,601.00	\$593,717.00	\$169,052.44	\$251,831.56	58.52
11000-2100-51100-0000-001752-1211-00000	Salaries Expense: Coordinator/Subject Matter Specialist	\$2,666.66	\$105,526.00	\$52,311.53	\$6,666.73	\$46,547.74	49.57
11000-2100-51100-0000-001752-1214-00000	Salaries Expense: Guidance Counselors/Social Workers	\$7,500.00	\$52,588.00	\$52,831.00	\$24,375.00	(\$24,618.00)	100.46
11000-2100-51100-0000-001752-1215-00000	Operational-Salaries Expense	\$0.00	\$30,146.00	\$0.00	\$0.00	\$30,146.00	0.00
11000-2100-51100-0000-001752-1218-00000	Operational-Salaries Expense	\$0.00	\$33,000.00	\$0.00	\$0.00	\$33,000.00	0.00
11000-2100-51100-2000-001752-1211-00000	Operational-Salaries Expense	\$5,425.06	\$0.00	\$13,562.65	\$13,562.63	(\$27,125.28)	0.00
11000-2100-51100-2000-001752-1214-00000	Operational-Salaries Expense	\$0.00	\$53,532.00	\$0.00	\$0.00	\$53,532.00	0.00
11000-2100-51300-0000-001752-1214-00000	Operational-Additional Compensation	\$0.00	\$0.00	\$996.07	\$0.00	(\$996.07)	0.00
11000-2100-52111-0000-001752-0000-00000	Educational Retirement	\$2,206.22	\$38,883.00	\$16,861.63	\$6,145.18	\$15,876.19	43.36
11000-2100-52112-0000-001752-0000-00000	ERA - Retiree Health	\$311.82	\$5,496.00	\$2,393.88	\$868.55	\$2,233.57	43.55
11000-2100-52210-0000-001752-0000-00000	FICA Payments	\$923.62	\$17,037.00	\$7,197.25	\$2,598.69	\$7,241.06	42.24
11000-2100-52220-0000-001752-0000-00000	Medicare Payments	\$216.02	\$3,984.00	\$1,683.32	\$607.71	\$1,692.97	42.25
11000-2100-52311-0000-001752-0000-00000	Health and Medical Premiums	\$991.70	\$36,089.00	\$5,204.97	\$2,158.66	\$28,725.37	14.42
11000-2100-52312-0000-001752-0000-00000	Life	\$16.56	\$302.00	\$131.49	\$37.82	\$132.69	43.53
11000-2100-52313-0000-001752-0000-00000	Dental	\$42.86	\$2,509.00	\$201.16	\$94.30	\$2,213.54	8.01
11000-2100-52314-0000-001752-0000-00000	Vision	\$7.52	\$527.00	\$26.32	\$16.92	\$483.76	4.99
11000-2100-52315-0000-001752-0000-00000	Disability	\$28.54	\$494.00	\$84.64	\$60.91	\$348.45	17.13
11000-2100-52500-0000-001752-0000-00000	Unemployment Compensation	\$51.46	\$5,793.00	\$393.01	\$143.84	\$5,256.15	6.78
11000-2100-52710-0000-001752-0000-00000	Workers Compensation Premium	\$0.00	\$2,198.00	\$0.00	\$0.00	\$2,198.00	0.00
11000-2100-52720-0000-001752-0000-00000	Workers Compensation Employer's Fee	\$2.71	\$95.00	\$19.61	\$6.39	\$69.00	20.64
11000-2100-53211-2000-001752-0000-00000	Diagnosticians - Contracted	\$0.00	\$10,612.00	\$2,046.08	\$8,453.92	\$112.00	19.28
11000-2100-53212-2000-001752-0000-00000	Speech Therapists - Contracted	\$0.00	\$11,163.00	\$2,130.27	\$3,769.73	\$5,263.00	19.08
11000-2100-53215-2000-001752-0000-00000	Operational-Psychologists/Counselors - Contracted	\$0.00	\$0.00	\$1,022.71	\$308.29	(\$1,331.00)	0.00
11000-2100-53330-2000-001752-0000-00000	Operational-Professional Development	\$0.00	\$1,000.00	\$0.00	\$0.00	\$1,000.00	0.00
11000-2100-55915-0000-001752-0000-00000	Operational-Other Contract Services	\$410.32	\$2,833.00	\$2,280.64	\$1,420.31	(\$867.95)	80.50
11000-2100-56118-0000-001752-0000-00000	General Supplies and Materials	\$84.06	\$1,960.00	\$639.19	\$28.70	\$1,292.11	32.61
Subtotal of Element: Expenditure		\$20,885.13	\$415,767.00	\$162,017.42	\$71,324.28	\$182,425.30	38.97
Subtotal of Element: [Function] 2100 - Support Services-Students		\$20,885.13	\$415,767.00	\$162,017.42	\$71,324.28	\$182,425.30	38.97
11000-2200-51100-0000-001752-1211-00000	Operational-Salaries Expense	\$15,683.32	\$111,200.00	\$122,664.54	\$39,208.46	(\$50,673.00)	110.30
11000-2200-51100-0000-001752-1511-00000	Salaries Expense: Data Processing	\$0.00	\$26,053.00	\$16,547.17	\$0.00	\$9,505.83	63.51
11000-2200-52111-0000-001752-0000-00000	Educational Retirement	\$2,219.20	\$22,281.00	\$19,343.89	\$5,547.99	(\$2,610.88)	86.81
11000-2200-52112-0000-001752-0000-00000	ERA - Retiree Health	\$313.66	\$3,545.00	\$2,734.01	\$784.12	\$26.87	77.12
11000-2200-52210-0000-001752-0000-00000	FICA Payments	\$907.06	\$9,790.00	\$8,006.08	\$2,312.28	(\$528.36)	81.77
11000-2200-52220-0000-001752-0000-00000	Medicare Payments	\$212.14	\$2,570.00	\$1,872.45	\$540.83	\$156.72	72.85
11000-2200-52311-0000-001752-0000-00000	Health and Medical Premiums	\$1,548.66	\$19,316.00	\$11,047.28	\$3,788.73	\$4,479.99	57.19
11000-2200-52312-0000-001752-0000-00000	Life	\$11.78	\$194.00	\$107.29	\$29.45	\$57.26	55.30
11000-2200-52313-0000-001752-0000-00000	Dental	\$25.80	\$1,619.00	\$253.53	\$64.50	\$1,300.97	15.65
11000-2200-52314-0000-001752-0000-00000	Vision	\$5.66	\$340.00	\$62.66	\$13.87	\$263.47	18.42
11000-2200-52315-0000-001752-0000-00000	Disability	\$26.55	\$319.00	\$184.99	\$66.45	\$67.56	57.99
11000-2200-52500-0000-001752-0000-00000	Unemployment Compensation	\$51.76	\$3,545.00	\$451.14	\$129.40	\$2,964.46	12.72
11000-2200-52710-0000-001752-0000-00000	Workers Compensation Premium	\$0.00	\$1,418.00	\$0.00	\$0.00	\$1,418.00	0.00
11000-2200-52720-0000-001752-0000-00000	Workers Compensation Employer's Fee	\$1.93	\$63.00	\$17.58	\$5.03	\$40.39	27.90
11000-2200-53414-0000-001752-0000-00000	Operational-Other Services	\$0.00	\$4,767.00	\$0.00	\$0.00	\$4,767.00	0.00
11000-2200-53711-0000-001752-0000-00000	Other Charges	\$0.00	\$2,000.00	\$7.00	\$0.00	\$1,993.00	0.35
11000-2200-55915-0000-001752-0000-00000	Operational-Other Contract Services	\$0.00	\$10,059.00	\$4,457.30	\$2,240.00	\$3,361.70	44.31
11000-2200-56118-0000-001752-0000-00000	Operational-General Supplies and Materials	\$0.00	\$934.00	\$1,337.98	\$595.00	(\$998.98)	143.25
11000-2200-57332-0000-001752-0000-00000	Operational-Supply Assets (\$5,000 or Less)	\$0.00	\$2,500.00	\$0.00	\$0.00	\$2,500.00	0.00
Subtotal of Element: Expenditure		\$21,007.52	\$222,513.00	\$189,094.89	\$55,326.11	(\$21,908.00)	84.98
Subtotal of Element: [Function] 2200 - Support Services-Instruction		\$21,007.52	\$222,513.00	\$189,094.89	\$55,326.11	(\$21,908.00)	84.98
11000-2300-51100-0000-001752-1111-00000	Operational-Salaries Expense	\$7,850.52	\$103,010.00	\$79,854.68	\$19,626.22	\$3,529.10	77.52

11000-2300-51100-0000-001752-1113-00000	Operational-Salaries Expense	\$5,721.28	\$78,829.00	\$48,630.88	\$14,303.15	\$15,894.97	61.69
11000-2300-51100-0000-001752-1114-00000	Operational-Salaries Expense	\$5,674.50	\$68,094.00	\$53,907.75	\$14,186.25	\$0.00	79.16
11000-2300-51100-0000-001752-1217-00000	0	\$2,067.46	\$23,760.00	\$13,604.87	\$5,168.59	\$4,986.54	57.25
11000-2300-51200-0000-001752-1217-00000	Operational-Overtime Expense	\$0.00	\$0.00	\$93.75	\$0.00	(\$93.75)	0.00
11000-2300-51300-0000-001752-1113-00000	Operational-Additional Compensation	\$0.00	\$0.00	\$1,000.00	\$0.00	(\$1,000.00)	0.00
11000-2300-51300-0000-001752-1114-00000	Operational-Additional Compensation	\$0.00	\$0.00	\$97.50	\$0.00	(\$97.50)	0.00
11000-2300-51300-0000-001752-1217-00000	Operational-Additional Compensation	\$0.00	\$0.00	\$2,000.00	\$0.00	(\$2,000.00)	0.00
11000-2300-52111-0000-001752-0000-00000	Operational-Educational Retirement	\$3,015.88	\$38,728.00	\$28,185.19	\$7,525.87	\$3,016.94	72.77
11000-2300-52112-0000-001752-0000-00000	Operational-ERA - Retiree Health	\$426.28	\$5,474.00	\$3,983.89	\$1,063.73	\$426.38	72.77
11000-2300-52210-0000-001752-0000-00000	Operational-FICA Payments	\$1,223.56	\$16,969.00	\$11,510.74	\$3,081.88	\$2,376.38	67.83
11000-2300-52220-0000-001752-0000-00000	Operational-Medicare Payments	\$286.16	\$3,969.00	\$2,692.04	\$720.84	\$556.12	67.82
11000-2300-52311-0000-001752-0000-00000	Operational-Health and Medical Premiums	\$2,228.08	\$20,140.00	\$19,137.25	\$5,570.20	(\$4,567.45)	95.02
11000-2300-52312-0000-001752-0000-00000	Operational-Life	\$18.80	\$301.00	\$166.85	\$47.00	\$87.15	55.43
11000-2300-52313-0000-001752-0000-00000	Operational-Dental	\$119.80	\$1,559.00	\$982.08	\$299.50	\$277.42	62.99
11000-2300-52314-0000-001752-0000-00000	Operational-Vision	\$20.73	\$525.00	\$179.97	\$51.91	\$293.12	34.28
11000-2300-52315-0000-001752-0000-00000	Operational-Disability	\$15.30	\$307.00	\$137.70	\$38.25	\$131.05	44.85
11000-2300-52500-0000-001752-0000-00000	Operational-Unemployment Compensation	\$70.32	\$5,474.00	\$657.20	\$175.49	\$4,641.31	12.00
11000-2300-52710-0000-001752-0000-00000	Operational-Workers Compensation Premium	\$0.00	\$2,190.00	\$0.00	\$0.00	\$2,190.00	0.00
11000-2300-52720-0000-001752-0000-00000	Operational-Workers Compensation Employer's Fee	\$3.08	\$57.00	\$27.35	\$8.01	\$21.64	47.98
11000-2300-53330-0000-001752-0000-00000	Operational-Professional Development	\$0.00	\$1,000.00	\$341.03	\$0.00	\$658.97	34.10
11000-2300-53411-0000-001752-0000-00000	Auditing	\$0.00	\$15,563.00	\$12,653.74	\$0.00	\$2,909.26	81.30
11000-2300-53413-0000-001752-0000-00000	Legal	\$0.00	\$15,563.00	\$10,170.06	\$5,787.50	(\$394.56)	65.34
11000-2300-53414-0000-001752-0000-00000	Operational-Other Services	\$1,078.76	\$7,589.00	\$5,393.78	\$1,080.22	\$1,115.00	71.07
11000-2300-53711-0000-001752-0000-00000	Operational-Other Charges	\$0.00	\$1,000.00	\$0.00	\$0.00	\$1,000.00	0.00
11000-2300-55400-0000-001752-0000-00000	Operational-Advertising	\$0.00	\$20,864.00	\$1,478.61	\$1,000.00	\$18,385.39	7.08
11000-2300-55812-0000-001752-0000-00000	Board Training	\$0.00	\$4,933.00	\$0.00	\$0.00	\$4,933.00	0.00
11000-2300-55915-0000-001752-0000-00000	Operational-Other Contract Services	\$0.00	\$14,987.00	\$0.00	\$0.00	\$14,987.00	0.00
11000-2300-56118-0000-001752-0000-00000	Operational-General Supplies and Materials	\$0.00	\$1,002.00	\$302.21	\$442.95	\$256.84	30.16
Subtotal of Element: Expenditure		\$29,820.51	\$451,887.00	\$297,189.12	\$80,177.56	\$74,520.32	65.77
Subtotal of Element: [Function] 2300 - Support Services-General Administration		\$29,820.51	\$451,887.00	\$297,189.12	\$80,177.56	\$74,520.32	65.77
11000-2400-51100-0000-001752-1217-00000	Salaries Expense: Secretarial/Clerical/Technical Assistants	\$3,529.16	\$42,350.00	\$36,576.10	\$26,058.48	(\$20,284.58)	86.36
11000-2400-51300-0000-001752-1217-00000	Operational-Additional Compensation	\$137.50	\$0.00	\$1,306.25	\$343.75	(\$1,650.00)	0.00
11000-2400-52111-0000-001752-0000-00000	Educational Retirement	\$518.84	\$5,993.00	\$5,306.09	\$1,297.10	(\$610.19)	88.53
11000-2400-52112-0000-001752-0000-00000	ERA - Retiree Health	\$73.34	\$847.00	\$750.03	\$183.33	(\$86.36)	88.55
11000-2400-52210-0000-001752-0000-00000	FICA Payments	\$211.98	\$2,626.00	\$2,268.07	\$530.02	(\$172.09)	86.36
11000-2400-52220-0000-001752-0000-00000	Medicare Payments	\$49.58	\$614.00	\$530.46	\$123.94	(\$40.40)	86.39
11000-2400-52311-0000-001752-0000-00000	Health and Medical Premiums	\$350.52	\$4,997.00	\$1,752.60	\$701.04	\$2,543.36	35.07
11000-2400-52312-0000-001752-0000-00000	Life	\$4.70	\$46.00	\$51.70	\$7.05	(\$12.75)	112.39
11000-2400-52313-0000-001752-0000-00000	Dental	\$17.16	\$387.00	\$161.79	\$25.74	\$199.47	41.80
11000-2400-52314-0000-001752-0000-00000	Vision	\$3.76	\$81.00	\$35.72	\$5.64	\$39.64	44.09
11000-2400-52315-0000-001752-0000-00000	Disability	\$7.48	\$76.00	\$67.28	\$11.22	(\$2.50)	88.52
11000-2400-52500-0000-001752-0000-00000	Unemployment Compensation	\$12.10	\$847.00	\$123.74	\$30.25	\$693.01	14.60
11000-2400-52720-0000-001752-0000-00000	Workers Compensation Employer's Fee	\$0.77	\$17.00	\$8.48	\$1.20	\$7.32	49.88
11000-2400-53711-0000-001752-0000-00000	Operational-Other Charges	\$363.78	\$8,852.00	\$6,723.60	\$2,463.77	(\$335.37)	75.95
11000-2400-55915-0000-001752-0000-00000	Operational-Other Contract Services	\$0.00	\$0.00	\$0.00	\$3,500.00	(\$3,500.00)	0.00
11000-2400-56113-0000-001752-0000-00000	Operational-Software	\$0.00	\$4,953.00	\$2,240.00	\$0.00	\$2,713.00	45.22
11000-2400-56118-0000-001752-0000-00000	General Supplies and Materials	\$194.00	\$1,000.00	\$1,914.34	\$860.04	(\$1,774.38)	191.43
11000-2400-57332-0000-001752-0000-00000	Operational-Supply Assets (\$5,000 or Less)	\$0.00	\$2,500.00	\$0.00	\$0.00	\$2,500.00	0.00
Subtotal of Element: Expenditure		\$5,474.67	\$76,186.00	\$59,816.25	\$36,142.57	(\$19,772.82)	78.51
Subtotal of Element: [Function] 2400 - Support Services-School Administration		\$5,474.67	\$76,186.00	\$59,816.25	\$36,142.57	(\$19,772.82)	78.51

11000-2500-51100-0000-001752-1113-00000	Operational-Salaries Expense	\$0.00	\$91,863.00	\$0.00	\$0.00	\$91,863.00	0.00
11000-2500-51100-0000-001752-1115-00000	Salaries Expense: Assoc. Supt.-Fin./Bus. Mgr.	\$0.00	\$0.00	\$42,366.04	\$0.00	(\$42,366.04)	0.00
11000-2500-51100-0000-001752-1220-00000	Operational-Salaries Expense	\$0.00	\$33,124.00	\$18,783.12	\$13,333.20	\$1,007.68	56.70
11000-2500-52111-0000-001752-0000-00000	Educational Retirement	\$0.00	\$17,667.00	\$8,649.22	\$2,058.75	\$6,959.03	48.95
11000-2500-52112-0000-001752-0000-00000	ERA - Retiree Health	\$0.00	\$2,780.00	\$1,223.01	\$291.04	\$1,265.95	43.99
11000-2500-52210-0000-001752-0000-00000	FICA Payments	\$0.00	\$7,717.00	\$3,555.72	\$902.15	\$3,259.13	46.07
11000-2500-52220-0000-001752-0000-00000	Medicare Payments	\$0.00	\$2,015.00	\$831.55	\$210.93	\$972.52	41.26
11000-2500-52311-0000-001752-0000-00000	Operational-Health and Medical Premiums	\$0.00	\$15,900.00	\$5,315.93	\$0.00	\$10,584.07	33.43
11000-2500-52312-0000-001752-0000-00000	Operational-Life	\$0.00	\$153.00	\$58.75	\$23.50	\$70.75	38.39
11000-2500-52313-0000-001752-0000-00000	Operational-Dental	\$0.00	\$1,269.00	\$127.31	\$0.00	\$1,141.69	10.03
11000-2500-52314-0000-001752-0000-00000	Operational-Vision	\$0.00	\$266.00	\$46.64	\$0.00	\$219.36	17.53
11000-2500-52315-0000-001752-0000-00000	Operational-Disability	\$0.00	\$250.00	\$79.20	\$0.00	\$170.80	31.68
11000-2500-52500-0000-001752-0000-00000	Unemployment Compensation	\$0.00	\$2,779.00	\$201.79	\$48.01	\$2,529.20	7.26
11000-2500-52710-0000-001752-0000-00000	Workers Compensation Premium	\$0.00	\$1,111.00	\$0.00	\$0.00	\$1,111.00	0.00
11000-2500-52720-0000-001752-0000-00000	Workers Compensation Employer's Fee	\$0.00	\$55.00	\$9.60	\$3.98	\$41.42	17.45
11000-2500-53330-0000-001752-0000-00000	Operational-Professional Development	\$50.00	\$2,964.00	\$1,405.49	\$550.00	\$1,008.51	47.41
11000-2500-53414-0000-001752-0000-00000	Operational-Other Services	\$11,224.39	\$0.00	\$57,559.93	\$33,673.17	(\$91,233.10)	0.00
11000-2500-53711-0000-001752-0000-00000	Other Charges	\$0.00	\$1,197.00	\$140.11	\$0.00	\$1,056.89	11.70
11000-2500-55915-0000-001752-0000-00000	Operational-Other Contract Services	\$2,966.56	\$3,073.00	\$23,389.26	\$12,589.30	(\$32,905.56)	761.12
11000-2500-56113-0000-001752-0000-00000	Operational-Software	\$0.00	\$15,117.00	\$13,862.95	\$0.00	\$1,254.05	91.70
11000-2500-56118-0000-001752-0000-00000	General Supplies and Materials	\$0.00	\$1,002.00	\$463.41	\$0.00	\$538.59	46.24
Subtotal of Element: Expenditure		\$14,240.95	\$200,302.00	\$178,069.03	\$63,684.03	(\$41,451.06)	88.90
Subtotal of Element: [Function] 2500 - Central Services		\$14,240.95	\$200,302.00	\$178,069.03	\$63,684.03	(\$41,451.06)	88.90
11000-2600-53711-0000-001752-0000-00000	Operational-Other Charges	\$0.00	\$1,011.00	\$0.00	\$0.00	\$1,011.00	0.00
11000-2600-54312-0000-001752-0000-00000	Operational-Maintenance & Repair - Buildings And Grounds	\$0.00	\$20,079.00	\$25,475.57	\$9,424.91	(\$14,821.48)	126.87
11000-2600-54313-0000-001752-0000-00000	Operational-Maintenance & Repair - Vehicles	\$0.00	\$2,534.00	\$155.40	\$844.60	\$1,534.00	6.13
11000-2600-54411-0000-001752-0000-00000	Electricity	\$252.21	\$20,060.00	\$11,817.52	\$6,182.48	\$2,060.00	58.91
11000-2600-54412-0000-001752-0000-00000	Natural Gas (Buildings)	\$71.82	\$26,119.00	\$893.51	\$4,106.49	\$21,119.00	3.42
11000-2600-54415-0000-001752-0000-00000	Water/Sewage	\$336.69	\$6,020.00	\$3,007.80	\$2,293.34	\$718.86	49.96
11000-2600-54416-0000-001752-0000-00000	Communication Services	\$893.95	\$17,315.00	\$22,300.86	\$9,869.34	(\$14,855.20)	128.79
11000-2600-54610-0000-001752-0000-00000	Rental - Land and Buildings	\$6,834.65	\$83,772.00	\$16,148.44	\$21,123.56	\$46,500.00	19.27
11000-2600-55200-0000-001752-0000-00000	Property/Liability Insurance	\$0.00	\$39,006.00	\$39,032.00	\$0.00	(\$26.00)	100.06
11000-2600-55915-0000-001752-0000-00000	Other Contract Services	\$2,734.95	\$33,166.00	\$29,506.04	\$11,366.10	(\$7,706.14)	88.96
11000-2600-56118-0000-001752-0000-00000	General Supplies and Materials	\$0.00	\$5,089.00	\$10,283.26	\$1,306.34	(\$6,500.60)	202.06
11000-2600-56211-0000-001752-0000-00000	Operational-Gasoline	\$0.00	\$1,000.00	\$113.32	\$500.00	\$386.68	11.33
11000-2600-57332-0000-001752-0000-00000	Operational-Supply Assets (\$5,000 or Less)	\$0.00	\$1,008.00	\$1,645.25	\$0.00	(\$637.25)	163.21
Subtotal of Element: Expenditure		\$11,124.27	\$256,179.00	\$160,378.97	\$67,017.16	\$28,782.87	62.60
Subtotal of Element: [Function] 2600 - Operation & Maintenance of Plant		\$11,124.27	\$256,179.00	\$160,378.97	\$67,017.16	\$28,782.87	62.60
11000-2700-56215-0000-001752-0000-00000	Tires	\$0.00	\$0.00	\$134.88	\$0.00	(\$134.88)	0.00
11000-2700-56216-0000-001752-0000-00000	Maintenance Supplies/ Parts	\$0.00	\$0.00	\$40.00	\$73.98	(\$113.98)	0.00
Subtotal of Element: Expenditure		\$0.00	\$0.00	\$174.88	\$73.98	(\$248.86)	0.00
Subtotal of Element: [Function] 2700 - Student Transportation		\$0.00	\$0.00	\$174.88	\$73.98	(\$248.86)	0.00
11000-3100-56116-0000-001752-0000-00000	Operational-Food	\$0.00	\$53.00	\$0.00	\$0.00	\$53.00	0.00
Subtotal of Element: Expenditure		\$0.00	\$53.00	\$0.00	\$0.00	\$53.00	0.00
Subtotal of Element: [Function] 3100 - Food Services Operations		\$0.00	\$53.00	\$0.00	\$0.00	\$53.00	0.00
11000-4000-54500-0000-001752-0000-00000	Operational-Construction Services	\$0.00	\$125,000.00	\$128,209.44	\$0.00	(\$3,209.44)	102.56
11000-4000-57111-0000-001752-0000-00000	Operational-Land	\$0.00	\$500,000.00	\$0.00	\$0.00	\$500,000.00	0.00
11000-4000-57200-0000-001752-0000-00000	Operational-Buildings Purchase	\$0.00	\$734,633.00	\$0.00	\$0.00	\$734,633.00	0.00
Subtotal of Element: Expenditure		\$0.00	\$1,359,633.00	\$128,209.44	\$0.00	\$1,231,423.56	9.43

Subtotal of Element: [Function] 4000 - Capital Outlay		\$0.00	\$1,359,633.00	\$128,209.44	\$0.00	\$1,231,423.56	9.43
Subtotal of Element: [Fund] 11000 - Operational		\$165,823.33	\$3,997,121.00	\$1,768,667.00	\$542,798.13	\$1,685,655.87	44.25
14000-1000-56107-1010-001752-0000-00000	Instructional Materials-Instructional Materials Credit - 50% Textbooks	\$0.00	\$6,500.00	\$313.50	\$0.00	\$6,186.50	4.82
14000-1000-56109-1010-001752-0000-00000	Instructional Materials-Instructional Materials On-Line	\$0.00	\$5,009.00	\$0.00	\$0.00	\$5,009.00	0.00
14000-1000-56113-1010-001752-0000-00000	Instructional Materials-Software	\$0.00	\$13,489.00	\$0.00	\$0.00	\$13,489.00	0.00
Subtotal of Element: Expenditure		\$0.00	\$24,998.00	\$313.50	\$0.00	\$24,684.50	1.25
Subtotal of Element: [Function] 1000 - Instruction		\$0.00	\$24,998.00	\$313.50	\$0.00	\$24,684.50	1.25
Subtotal of Element: [Fund] 14000 - Instructional Materials		\$0.00	\$24,998.00	\$313.50	\$0.00	\$24,684.50	1.25
23000-1000-53711-9000-001752-0000-60003	Non-Instructional Support-Other Charges	\$0.00	\$500.00	\$475.00	\$0.00	\$25.00	95.00
23000-1000-55915-9000-001752-0000-00000	Non-Instructional Support-Other Contract Services	\$0.00	\$1,000.00	\$0.00	\$0.00	\$1,000.00	0.00
23000-1000-56118-9000-001752-0000-00000	Non-Instructional Support-General Supplies and Materials	\$0.00	\$1,358.00	\$0.00	\$0.00	\$1,358.00	0.00
Subtotal of Element: Expenditure		\$0.00	\$2,858.00	\$475.00	\$0.00	\$2,383.00	16.62
Subtotal of Element: [Function] 1000 - Instruction		\$0.00	\$2,858.00	\$475.00	\$0.00	\$2,383.00	16.62
Subtotal of Element: [Fund] 23000 - Non-Instructional Support		\$0.00	\$2,858.00	\$475.00	\$0.00	\$2,383.00	16.62
24101-1000-51100-1010-001752-1411-00000	Title I - IASA-Salaries Expense	\$0.00	\$24,563.00	\$25,803.41	\$0.00	(\$1,240.41)	105.04
24101-1000-52111-0000-001752-0000-00000	Title I - IASA-Educational Retirement	\$0.00	\$3,597.00	\$3,125.74	\$0.00	\$471.26	86.89
24101-1000-52112-0000-001752-0000-00000	Title I - IASA-ERA - Retiree Health	\$0.00	\$444.00	\$441.76	\$0.00	\$2.24	99.49
24101-1000-52210-0000-001752-0000-00000	Title I - IASA-FICA Payments	\$0.00	\$1,518.00	\$1,276.39	\$0.00	\$241.61	84.08
24101-1000-52220-0000-001752-0000-00000	Title I - IASA-Medicare Payments	\$0.00	\$356.00	\$298.49	\$0.00	\$57.51	83.84
24101-1000-52311-0000-001752-0000-00000	Title I - IASA-Health and Medical Premiums	\$0.00	\$1,905.00	\$2,149.40	\$0.00	(\$244.40)	112.82
24101-1000-52312-0000-001752-0000-00000	Title I - IASA-Life	\$0.00	\$0.00	\$26.05	\$0.00	(\$26.05)	0.00
24101-1000-52313-0000-001752-0000-00000	Title I - IASA-Dental	\$0.00	\$0.00	\$84.15	\$0.00	(\$84.15)	0.00
24101-1000-52314-0000-001752-0000-00000	Title I - IASA-Vision	\$0.00	\$0.00	\$18.96	\$0.00	(\$18.96)	0.00
24101-1000-52315-0000-001752-0000-00000	Title I - IASA-Disability	\$0.00	\$0.00	\$39.51	\$0.00	(\$39.51)	0.00
24101-1000-52500-0000-001752-0000-00000	Title I - IASA-Unemployment Compensation	\$0.00	\$13.00	\$72.87	\$0.00	(\$59.87)	560.53
24101-1000-52720-0000-001752-0000-00000	Title I - IASA-Workers Compensation Employer's Fee	\$0.00	\$6.00	\$4.27	\$0.00	\$1.73	71.16
24101-1000-52730-0000-001752-0000-00000	Title I - IASA-Workers Compensation (Self Insured)	\$0.00	\$182.00	\$0.00	\$0.00	\$182.00	0.00
24101-1000-53711-1010-001752-0000-00000	Title I - IASA-Other Charges	\$0.00	\$757.00	\$0.00	\$0.00	\$757.00	0.00
Subtotal of Element: Expenditure		\$0.00	\$33,341.00	\$33,341.00	\$0.00	\$0.00	100.00
Subtotal of Element: [Function] 1000 - Instruction		\$0.00	\$33,341.00	\$33,341.00	\$0.00	\$0.00	100.00
24101-2100-51100-0000-001752-1214-00000	Title I - IASA-Salaries Expense	\$0.00	\$18,419.00	\$18,419.00	\$0.00	\$0.00	100.00
24101-2100-52111-0000-001752-0000-00000	Title I - IASA-Educational Retirement	\$0.00	\$2,745.00	\$2,682.37	\$0.00	\$62.63	97.71
24101-2100-52112-0000-001752-0000-00000	Title I - IASA-ERA - Retiree Health	\$0.00	\$461.00	\$368.38	\$0.00	\$92.62	79.90
24101-2100-52210-0000-001752-0000-00000	Title I - IASA-FICA Payments	\$0.00	\$1,142.00	\$1,066.02	\$0.00	\$75.98	93.34
24101-2100-52220-0000-001752-0000-00000	Title I - IASA-Medicare Payments	\$0.00	\$268.00	\$249.30	\$0.00	\$18.70	93.02
24101-2100-52311-0000-001752-0000-00000	Title I - IASA-Health and Medical Premiums	\$0.00	\$1,499.00	\$1,733.08	\$0.00	(\$234.08)	115.61
24101-2100-52312-0000-001752-0000-00000	Title I - IASA-Life	\$0.00	\$0.00	\$14.10	\$0.00	(\$14.10)	0.00
24101-2100-52313-0000-001752-0000-00000	Title I - IASA-Dental	\$0.00	\$0.00	\$84.98	\$0.00	(\$84.98)	0.00
24101-2100-52314-0000-001752-0000-00000	Title I - IASA-Vision	\$0.00	\$0.00	\$18.80	\$0.00	(\$18.80)	0.00
24101-2100-52315-0000-001752-0000-00000	Title I - IASA-Disability	\$0.00	\$0.00	\$38.30	\$0.00	(\$38.30)	0.00
24101-2100-52500-0000-001752-0000-00000	Title I - IASA-Unemployment Compensation	\$0.00	\$13.00	\$62.43	\$0.00	(\$49.43)	480.23
24101-2100-52720-0000-001752-0000-00000	Title I - IASA-Workers Compensation Employer's Fee	\$0.00	\$6.00	\$4.24	\$0.00	\$1.76	70.66
24101-2100-52730-0000-001752-0000-00000	Title I - IASA-Workers Compensation (Self Insured)	\$0.00	\$188.00	\$0.00	\$0.00	\$188.00	0.00
Subtotal of Element: Expenditure		\$0.00	\$24,741.00	\$24,741.00	\$0.00	\$0.00	100.00
Subtotal of Element: [Function] 2100 - Support Services-Students		\$0.00	\$24,741.00	\$24,741.00	\$0.00	\$0.00	100.00

Subtotal of Element: [Fund] 24101 - Title I - IASA		\$0.00	\$58,082.00	\$58,082.00	\$0.00	\$0.00	100.00
24106-1000-51100-2000-001752-1412-00000	Salaries Expense: Teachers- Special Education	\$0.00	\$33,587.00	\$38,767.84	\$0.00	(\$5,180.84)	115.42
24106-1000-52111-0000-001752-0000-00000	Educational Retirement	\$0.00	\$3,941.00	\$3,449.20	\$0.00	\$491.80	87.52
24106-1000-52112-0000-001752-0000-00000	ERA - Retiree Health	\$0.00	\$557.00	\$487.50	\$0.00	\$69.50	87.52
24106-1000-52210-0000-001752-0000-00000	FICA Payments	\$0.00	\$1,727.00	\$1,511.30	\$0.00	\$215.70	87.51
24106-1000-52220-0000-001752-0000-00000	Medicare Payments	\$0.00	\$404.00	\$353.40	\$0.00	\$50.60	87.47
24106-1000-52311-0000-001752-0000-00000	Health and Medical Premiums	\$0.00	\$3,289.00	\$0.00	\$0.00	\$3,289.00	0.00
24106-1000-52312-0000-001752-0000-00000	Life	\$0.00	\$31.00	\$23.50	\$0.00	\$7.50	75.80
24106-1000-52313-0000-001752-0000-00000	Dental	\$0.00	\$254.00	\$0.00	\$0.00	\$254.00	0.00
24106-1000-52314-0000-001752-0000-00000	Vision	\$0.00	\$53.00	\$0.00	\$0.00	\$53.00	0.00
24106-1000-52315-0000-001752-0000-00000	Disability	\$0.00	\$50.00	\$0.00	\$0.00	\$50.00	0.00
24106-1000-52500-0000-001752-0000-00000	Unemployment Compensation	\$0.00	\$557.00	\$80.40	\$0.00	\$476.60	14.43
24106-1000-52710-0000-001752-0000-00000	Workers Compensation Premium	\$0.00	\$222.00	\$0.00	\$0.00	\$222.00	0.00
24106-1000-52720-0000-001752-0000-00000	Workers Compensation Employer's Fee	\$0.00	\$5.00	\$3.86	\$0.00	\$1.14	77.20
Subtotal of Element: Expenditure		\$0.00	\$44,677.00	\$44,677.00	\$0.00	\$0.00	100.00
Subtotal of Element: [Function] 1000 - Instruction		\$0.00	\$44,677.00	\$44,677.00	\$0.00	\$0.00	100.00
Subtotal of Element: [Fund] 24106 - Entitlement IDEA-B		\$0.00	\$44,677.00	\$44,677.00	\$0.00	\$0.00	100.00
24153-1000-56118-1010-001752-0000-00000	English Language Acquisition-General Supplies and Materials	\$0.00	\$1,500.00	\$0.00	\$0.00	\$1,500.00	0.00
Subtotal of Element: Expenditure		\$0.00	\$1,500.00	\$0.00	\$0.00	\$1,500.00	0.00
Subtotal of Element: [Function] 1000 - Instruction		\$0.00	\$1,500.00	\$0.00	\$0.00	\$1,500.00	0.00
Subtotal of Element: [Fund] 24153 - English Language Acquisition		\$0.00	\$1,500.00	\$0.00	\$0.00	\$1,500.00	0.00
24154-1000-53330-0000-001752-0000-00000	Teacher/Principal Training & Recruiting-Professional Development	\$0.00	\$5,000.00	\$0.00	\$0.00	\$5,000.00	0.00
24154-1000-53330-1010-001752-0000-00000	Teacher/Principal Training & Recruiting-Professional Development	\$0.00	\$0.00	\$174.00	\$245.95	(\$419.95)	0.00
24154-1000-55813-1010-001752-0000-00000	Teacher/Principal Training & Recruiting-Employee Travel - Non-Teachers	\$0.00	\$0.00	\$2,073.34	\$0.00	(\$2,073.34)	0.00
Subtotal of Element: Expenditure		\$0.00	\$5,000.00	\$2,247.34	\$245.95	\$2,506.71	44.95
Subtotal of Element: [Function] 1000 - Instruction		\$0.00	\$5,000.00	\$2,247.34	\$245.95	\$2,506.71	44.95
24154-2200-53330-0000-001752-0000-00000	Teacher/Principal Training & Recruiting-Professional Development	\$0.00	\$4,700.00	\$0.00	\$0.00	\$4,700.00	0.00
Subtotal of Element: Expenditure		\$0.00	\$4,700.00	\$0.00	\$0.00	\$4,700.00	0.00
Subtotal of Element: [Function] 2200 - Support Services-Instruction		\$0.00	\$4,700.00	\$0.00	\$0.00	\$4,700.00	0.00
24154-2400-53330-0000-001752-0000-00000	Teacher/Principal Training & Recruiting-Professional Development	\$0.00	\$3,669.00	\$440.61	\$0.00	\$3,228.39	12.00
Subtotal of Element: Expenditure		\$0.00	\$3,669.00	\$440.61	\$0.00	\$3,228.39	12.01
Subtotal of Element: [Function] 2400 - Support Services-School Administration		\$0.00	\$3,669.00	\$440.61	\$0.00	\$3,228.39	12.01
Subtotal of Element: [Fund] 24154 - Teacher/Principal Training & Recruiting		\$0.00	\$13,369.00	\$2,687.95	\$245.95	\$10,435.10	20.11
24189-1000-53711-3000-001752-0000-00000	Student Supp Academic Achievement Title IV-Other Charges	\$0.00	\$797.00	\$0.00	\$0.00	\$797.00	0.00
Subtotal of Element: Expenditure		\$0.00	\$797.00	\$0.00	\$0.00	\$797.00	0.00
Subtotal of Element: [Function] 1000 - Instruction		\$0.00	\$797.00	\$0.00	\$0.00	\$797.00	0.00
Subtotal of Element: [Fund] 24189 - Student Supp Academic Achievement Title IV		\$0.00	\$797.00	\$0.00	\$0.00	\$797.00	0.00
24190-2200-51100-0000-001752-1211-00000	Comprehensive Support and Improvement (CSI)-Salaries Expense	\$0.00	\$26,327.00	\$26,327.00	\$0.00	\$0.00	100.00
24190-2200-52111-0000-001752-0000-00000	Comprehensive Support and Improvement (CSI)-Educational Retirement	\$0.00	\$4,730.00	\$4,085.82	\$0.00	\$644.18	86.38
24190-2200-52112-0000-001752-0000-00000	Comprehensive Support and Improvement (CSI)-ERA - Retiree Health	\$0.00	\$700.00	\$577.53	\$0.00	\$122.47	82.50
24190-2200-52210-0000-001752-0000-00000	Comprehensive Support and Improvement (CSI)-FICA Payments	\$0.00	\$2,015.00	\$1,609.93	\$0.00	\$405.07	79.89

24190-2200-52220-0000-001752-0000-00000	Comprehensive Support and Improvement (CSI)- Medicare Payments	\$0.00	\$451.00	\$376.54	\$0.00	\$74.46	83.49
24190-2200-52311-0000-001752-0000-00000	Comprehensive Support and Improvement (CSI)- Health and Medical Premiums	\$0.00	\$3,536.00	\$4,361.82	\$0.00	(\$825.82)	123.35
24190-2200-52312-0000-001752-0000-00000	Comprehensive Support and Improvement (CSI)-Life	\$0.00	\$20.00	\$21.15	\$0.00	(\$1.15)	105.75
24190-2200-52313-0000-001752-0000-00000	Comprehensive Support and Improvement (CSI)- Dental	\$0.00	\$70.00	\$0.00	\$0.00	\$70.00	0.00
24190-2200-52314-0000-001752-0000-00000	Comprehensive Support and Improvement (CSI)- Vision	\$0.00	\$108.00	\$0.00	\$0.00	\$108.00	0.00
24190-2200-52315-0000-001752-0000-00000	Comprehensive Support and Improvement (CSI)- Disability	\$0.00	\$3.00	\$54.16	\$0.00	(\$51.16)	1,805.33
24190-2200-52500-0000-001752-0000-00000	Comprehensive Support and Improvement (CSI)- Unemployment Compensation	\$0.00	\$0.00	\$95.31	\$0.00	(\$95.31)	0.00
24190-2200-52720-0000-001752-0000-00000	Comprehensive Support and Improvement (CSI)- Workers Compensation Employer's Fee	\$0.00	\$0.00	\$3.47	\$0.00	(\$3.47)	0.00
24190-2200-53414-0000-001752-0000-00000	Comprehensive Support and Improvement (CSI)- Other Services	\$0.00	\$34,758.00	\$34,758.40	\$0.00	(\$0.40)	100.00
24190-2200-56118-0000-001752-0000-00000	Comprehensive Support and Improvement (CSI)- General Supplies and Materials	\$0.00	\$0.00	\$446.87	\$0.00	(\$446.87)	0.00
Subtotal of Element: Expenditure		\$0.00	\$72,718.00	\$72,718.00	\$0.00	\$0.00	100.00
Subtotal of Element: [Function] 2200 - Support Services-Instruction		\$0.00	\$72,718.00	\$72,718.00	\$0.00	\$0.00	100.00
Subtotal of Element: [Fund] 24190 - Comprehensive Support and Improvement (CSI)		\$0.00	\$72,718.00	\$72,718.00	\$0.00	\$0.00	100.00
24191-1000-51300-1010-001752-1411-00000	Title I - HS Redesign-Additional Compensation	\$1,766.66	\$0.00	\$7,949.99	\$0.00	(\$7,949.99)	0.00
24191-1000-52111-0000-001752-0000-00000	Title I - HS Redesign-Educational Retirement	\$249.98	\$0.00	\$1,124.92	\$0.00	(\$1,124.92)	0.00
24191-1000-52112-0000-001752-0000-00000	Title I - HS Redesign-ERA - Retiree Health	\$35.34	\$0.00	\$159.01	\$0.00	(\$159.01)	0.00
24191-1000-52210-0000-001752-0000-00000	Title I - HS Redesign-FICA Payments	\$103.96	\$0.00	\$476.74	\$0.00	(\$476.74)	0.00
24191-1000-52220-0000-001752-0000-00000	Title I - HS Redesign-Medicare Payments	\$24.32	\$0.00	\$111.50	\$0.00	(\$111.50)	0.00
24191-1000-52500-0000-001752-0000-00000	Title I - HS Redesign-Unemployment Compensation	\$5.82	\$0.00	\$26.22	\$0.00	(\$26.22)	0.00
24191-1000-53330-1010-001752-0000-00000	Title I - HS Redesign-Professional Development	\$0.00	\$0.00	\$0.00	\$699.00	(\$699.00)	0.00
24191-1000-53414-1010-001752-0000-00000	Title I - HS Redesign-Other Services	\$0.00	\$0.00	\$8,700.00	\$46,300.00	(\$55,000.00)	0.00
24191-1000-55819-1010-001752-0000-00000	Title I - HS Redesign-Employee Travel - Teachers	\$0.00	\$0.00	\$4,632.38	\$440.00	(\$5,072.38)	0.00
24191-1000-55915-1010-001752-0000-00000	Title I - HS Redesign-Other Contract Services	\$0.00	\$130,000.00	\$6,600.00	\$19,511.00	\$103,889.00	5.07
Subtotal of Element: Expenditure		\$2,186.08	\$130,000.00	\$29,780.76	\$66,950.00	\$33,269.24	22.91
Subtotal of Element: [Function] 1000 - Instruction		\$2,186.08	\$130,000.00	\$29,780.76	\$66,950.00	\$33,269.24	22.91
24191-2100-53330-0000-001752-0000-00000	Title I - HS Redesign-Professional Development	\$0.00	\$20,000.00	\$5,400.00	\$0.00	\$14,600.00	27.00
Subtotal of Element: Expenditure		\$0.00	\$20,000.00	\$5,400.00	\$0.00	\$14,600.00	27.00
Subtotal of Element: [Function] 2100 - Support Services-Students		\$0.00	\$20,000.00	\$5,400.00	\$0.00	\$14,600.00	27.00
24191-2200-53330-0000-001752-0000-00000	Title I - HS Redesign-Professional Development	\$0.00	\$0.00	\$0.00	\$20,000.00	(\$20,000.00)	0.00
24191-2200-53414-0000-001752-0000-00000	Title I - HS Redesign-Other Services	\$0.00	\$0.00	\$10,933.00	\$7,757.94	(\$18,690.94)	0.00
24191-2200-57332-0000-001752-0000-00000	Supply Assets (\$5,000 or Less)	\$890.00	\$0.00	\$5,420.82	\$4,530.00	(\$9,950.82)	0.00
Subtotal of Element: Expenditure		\$890.00	\$0.00	\$16,353.82	\$32,287.94	(\$48,641.76)	0.00
Subtotal of Element: [Function] 2200 - Support Services-Instruction		\$890.00	\$0.00	\$16,353.82	\$32,287.94	(\$48,641.76)	0.00
24191-2500-53330-0000-001752-0000-00000	Professional Development	\$0.00	\$0.00	\$320.00	\$0.00	(\$320.00)	0.00
Subtotal of Element: Expenditure		\$0.00	\$0.00	\$320.00	\$0.00	(\$320.00)	0.00
Subtotal of Element: [Function] 2500 - Central Services		\$0.00	\$0.00	\$320.00	\$0.00	(\$320.00)	0.00
Subtotal of Element: [Fund] 24191 - Title I - HS Redesign		\$3,076.08	\$150,000.00	\$51,854.58	\$99,237.94	(\$1,092.52)	34.57
27103-1000-56112-1010-001752-0000-00000	2009 Dual Credit Instructional Materials/HB2-Other Textbooks	\$0.00	\$0.00	\$717.00	\$232.54	(\$949.54)	0.00
27103-1000-56112-3000-001752-0000-00000	2009 Dual Credit Instructional Materials/HB2-Other Textbooks	\$0.00	\$10,792.00	\$338.00	\$180.00	\$10,274.00	3.13
Subtotal of Element: Expenditure		\$0.00	\$10,792.00	\$1,055.00	\$412.54	\$9,324.46	9.78
Subtotal of Element: [Function] 1000 - Instruction		\$0.00	\$10,792.00	\$1,055.00	\$412.54	\$9,324.46	9.78

Subtotal of Element: [Fund] 27103 - 2009 Dual Credit Instructional Materials/HB2		\$0.00	\$10,792.00	\$1,055.00	\$412.54	\$9,324.46	9.78
27107-1000-57332-1010-001752-0000-00000	Library GO Bonds-Supply Assets (\$5,000 or Less)	\$0.00	\$3,618.00	\$0.00	\$0.00	\$3,618.00	0.00
Subtotal of Element: Expenditure		\$0.00	\$3,618.00	\$0.00	\$0.00	\$3,618.00	0.00
Subtotal of Element: [Function] 1000 - Instruction		\$0.00	\$3,618.00	\$0.00	\$0.00	\$3,618.00	0.00
Subtotal of Element: [Fund] 27107 - Library GO Bonds		\$0.00	\$3,618.00	\$0.00	\$0.00	\$3,618.00	0.00
27109-1000-56107-1010-001752-0000-00000	Instructional Materials Credit - 50% Textbooks	\$464.75	\$11,500.00	\$1,251.75	\$0.00	\$10,248.25	10.88
27109-1000-56108-1010-001752-0000-00000	Instructional Materials 25% of 56111	\$0.00	\$6,108.00	\$476.59	\$5,750.24	(\$118.83)	7.80
27109-1000-56109-1010-001752-0000-00000	Instructional Materials-Instructional Materials On-Line	\$0.00	\$6,824.00	\$100.00	\$50.00	\$6,674.00	1.46
Subtotal of Element: Expenditure		\$464.75	\$24,432.00	\$1,828.34	\$5,800.24	\$16,803.42	7.48
Subtotal of Element: [Function] 1000 - Instruction		\$464.75	\$24,432.00	\$1,828.34	\$5,800.24	\$16,803.42	7.48
Subtotal of Element: [Fund] 27109 - Instructional Materials		\$464.75	\$24,432.00	\$1,828.34	\$5,800.24	\$16,803.42	7.48
27130-2100-56118-0000-001752-0000-00000	Feminine Hygiene Products -General Supplies and Materials	\$0.00	\$500.00	\$0.00	\$500.00	\$0.00	0.00
Subtotal of Element: Expenditure		\$0.00	\$500.00	\$0.00	\$500.00	\$0.00	0.00
Subtotal of Element: [Function] 2100 - Support Services-Students		\$0.00	\$500.00	\$0.00	\$500.00	\$0.00	0.00
Subtotal of Element: [Fund] 27130 - Feminine Hygiene Products		\$0.00	\$500.00	\$0.00	\$500.00	\$0.00	0.00
29102-1000-51100-1010-001752-1411-00000	Private Dir Grants (Categorical)-Salaries Expense	\$0.00	\$62,807.00	\$0.00	\$0.00	\$62,807.00	0.00
29102-1000-52111-0000-001752-0000-00000	Private Dir Grants (Categorical)-Educational Retirement	\$0.00	\$8,730.00	\$0.00	\$0.00	\$8,730.00	0.00
29102-1000-52112-0000-001752-0000-00000	Private Dir Grants (Categorical)-ERA - Retiree Health	\$0.00	\$173.00	\$0.00	\$0.00	\$173.00	0.00
29102-1000-52210-0000-001752-0000-00000	Private Dir Grants (Categorical)-FICA Payments	\$0.00	\$3,894.00	\$0.00	\$0.00	\$3,894.00	0.00
29102-1000-52220-0000-001752-0000-00000	Private Dir Grants (Categorical)-Medicare Payments	\$0.00	\$911.00	\$0.00	\$0.00	\$911.00	0.00
29102-1000-52311-0000-001752-0000-00000	Private Dir Grants (Categorical)-Health and Medical Premiums	\$0.00	\$3,375.00	\$0.00	\$0.00	\$3,375.00	0.00
29102-1000-53711-1010-001752-0000-00000	Private Dir Grants (Categorical)-Other Charges	\$0.00	\$0.00	\$233.27	\$0.00	(\$233.27)	0.00
29102-1000-55817-1010-001752-0000-00000	Private Dir Grants (Categorical)-Student Travel	\$0.00	\$0.00	\$1,680.00	\$0.00	(\$1,680.00)	0.00
29102-1000-55915-1010-001752-0000-00000	Private Dir Grants (Categorical)-Other Contract Services	\$0.00	\$0.00	\$813.75	\$0.00	(\$813.75)	0.00
29102-1000-56118-1010-001752-0000-00000	Private Dir Grants (Categorical)-General Supplies and Materials	\$0.00	\$0.00	\$145.12	\$0.00	(\$145.12)	0.00
29102-1000-56118-9000-001752-0000-00000	Private Dir Grants (Categorical)-General Supplies and Materials	\$0.00	\$0.00	\$32.96	\$0.00	(\$32.96)	0.00
Subtotal of Element: Expenditure		\$0.00	\$79,890.00	\$2,905.10	\$0.00	\$76,984.90	3.64
Subtotal of Element: [Function] 1000 - Instruction		\$0.00	\$79,890.00	\$2,905.10	\$0.00	\$76,984.90	3.64
29102-2200-53414-0000-001752-0000-00000	Private Dir Grants (Categorical)-Other Services	\$0.00	\$0.00	\$0.00	\$5,000.00	(\$5,000.00)	0.00
29102-2200-53711-0000-001752-0000-00000	Private Dir Grants (Categorical)-Other Charges	\$0.00	\$5,000.00	\$181.45	\$0.00	\$4,818.55	3.62
Subtotal of Element: Expenditure		\$0.00	\$5,000.00	\$181.45	\$5,000.00	(\$181.45)	3.63
Subtotal of Element: [Function] 2200 - Support Services-Instruction		\$0.00	\$5,000.00	\$181.45	\$5,000.00	(\$181.45)	3.63
29102-2300-53711-0000-001752-0000-00000	Private Dir Grants (Categorical)-Other Charges	\$0.00	\$5,000.00	\$398.86	\$100.00	\$4,501.14	7.97
29102-2300-56118-0000-001752-0000-00000	Private Dir Grants (Categorical)-General Supplies and Materials	\$0.00	\$798.00	\$0.00	\$0.00	\$798.00	0.00
Subtotal of Element: Expenditure		\$0.00	\$5,798.00	\$398.86	\$100.00	\$5,299.14	6.88
Subtotal of Element: [Function] 2300 - Support Services-General Administration		\$0.00	\$5,798.00	\$398.86	\$100.00	\$5,299.14	6.88
Subtotal of Element: [Fund] 29102 - Private Dir Grants (Cateaoical)		\$0.00	\$90,688.00	\$3,485.41	\$5,100.00	\$82,102.59	3.84
29114-3300-55915-0000-001752-0000-00000	McCune Charitable Foundation-Other Contract Services	\$0.00	\$8,585.00	\$185.00	\$0.00	\$8,400.00	2.15
29114-3300-56118-0000-001752-0000-00000	McCune Charitable Foundation-General Supplies and Materials	\$0.00	\$0.00	\$1,245.00	\$0.00	(\$1,245.00)	0.00

Subtotal of Element: Expenditure		\$0.00	\$8,585.00	\$1,430.00	\$0.00	\$7,155.00	16.66
Subtotal of Element: [Function] 3300 - Community Services Operations		\$0.00	\$8,585.00	\$1,430.00	\$0.00	\$7,155.00	16.66
Subtotal of Element: [Fund] 29114 - McCune Charitable Foundation		\$0.00	\$8,585.00	\$1,430.00	\$0.00	\$7,155.00	16.66
31200-4000-54610-0000-001752-0000-00000	Public School Capital Outlay-Rental - Land and Buildings	\$11,415.35	\$170,008.00	\$170,008.00	\$0.00	\$0.00	100.00
Subtotal of Element: Expenditure		\$11,415.35	\$170,008.00	\$170,008.00	\$0.00	\$0.00	100.00
Subtotal of Element: [Function] 4000 - Capital Outlay		\$11,415.35	\$170,008.00	\$170,008.00	\$0.00	\$0.00	100.00
Subtotal of Element: [Fund] 31200 - Public School Capital Outlay		\$11,415.35	\$170,008.00	\$170,008.00	\$0.00	\$0.00	100.00
31400-4000-57332-0000-001752-0000-00000	"Supply Assets (\$5	\$0.00	\$100,000.00	\$0.00	\$0.00	\$100,000.00	0.00
Subtotal of Element: Expenditure		\$0.00	\$100,000.00	\$0.00	\$0.00	\$100,000.00	0.00
Subtotal of Element: [Function] 4000 - Capital Outlay		\$0.00	\$100,000.00	\$0.00	\$0.00	\$100,000.00	0.00
Subtotal of Element: [Fund] 31400 - Special Capital Outlay-State		\$0.00	\$100,000.00	\$0.00	\$0.00	\$100,000.00	0.00
31600-0000-53712-0000-001752-0000-00000	Capital Improvements HB-33-County Tax Collection Costs	\$22.93	\$0.00	\$22.93	\$0.00	(\$22.93)	0.00
Subtotal of Element: Expenditure		\$22.93	\$0.00	\$22.93	\$0.00	(\$22.93)	0.00
Subtotal of Element: [Function] 0000 - Revenue/Balance Sheet		\$22.93	\$0.00	\$22.93	\$0.00	(\$22.93)	0.00
31600-2300-53712-0000-001752-0000-00000	Capital Improvements HB-33-County Tax Collection Costs	\$0.55	\$3,181.00	\$1,007.94	\$0.00	\$2,173.06	31.68
Subtotal of Element: Expenditure		\$0.55	\$3,181.00	\$1,007.94	\$0.00	\$2,173.06	31.69
Subtotal of Element: [Function] 2300 - Support Services-General Administration		\$0.55	\$3,181.00	\$1,007.94	\$0.00	\$2,173.06	31.69
31600-4000-54640-0000-001752-0000-00000	Capital Improvements HB-33-Rentals - Lease to Purchase	\$0.00	\$155,520.00	\$0.00	\$0.00	\$155,520.00	0.00
31600-4000-57112-0000-001752-0000-00000	Capital Improvements HB-33-Land Improvements	\$0.00	\$310,000.00	\$0.00	\$0.00	\$310,000.00	0.00
Subtotal of Element: Expenditure		\$0.00	\$465,520.00	\$0.00	\$0.00	\$465,520.00	0.00
Subtotal of Element: [Function] 4000 - Capital Outlay		\$0.00	\$465,520.00	\$0.00	\$0.00	\$465,520.00	0.00
Subtotal of Element: [Fund] 31600 - Capital Improvements HB-33		\$23.48	\$468,701.00	\$1,030.87	\$0.00	\$467,670.13	0.22
31700-2300-53712-0000-001752-0000-00000	Capital Improvements SB-9-County Tax Collection Costs	\$11.55	\$0.00	\$11.55	\$0.00	(\$11.55)	0.00
Subtotal of Element: Expenditure		\$11.55	\$0.00	\$11.55	\$0.00	(\$11.55)	0.00
Subtotal of Element: [Function] 2300 - Support Services-General Administration		\$11.55	\$0.00	\$11.55	\$0.00	(\$11.55)	0.00
31700-4000-57332-0000-001752-0000-00000	Capital Improvements SB-9-Supply Assets (\$5,000 or Less)	\$0.00	\$4,443.00	\$0.00	\$0.00	\$4,443.00	0.00
Subtotal of Element: Expenditure		\$0.00	\$4,443.00	\$0.00	\$0.00	\$4,443.00	0.00
Subtotal of Element: [Function] 4000 - Capital Outlay		\$0.00	\$4,443.00	\$0.00	\$0.00	\$4,443.00	0.00
Subtotal of Element: [Fund] 31700 - Capital Improvements SB-9		\$11.55	\$4,443.00	\$11.55	\$0.00	\$4,431.45	0.26
31701-2300-53712-0000-001752-0000-00000	Capital Improvements SB-9 Local-County Tax Collection Costs	\$0.53	\$1,872.00	\$509.00	\$0.00	\$1,363.00	27.19
Subtotal of Element: Expenditure		\$0.53	\$1,872.00	\$509.00	\$0.00	\$1,363.00	27.19
Subtotal of Element: [Function] 2300 - Support Services-General Administration		\$0.53	\$1,872.00	\$509.00	\$0.00	\$1,363.00	27.19
31701-4000-54500-0000-001752-0000-00000	Capital Improvements SB-9 Local-Construction Services	\$0.00	\$2,000.00	\$0.00	\$900.00	\$1,100.00	0.00
31701-4000-54640-0000-001752-0000-00000	Capital Improvements SB-9 Local-Rentals - Lease to Purchase	\$0.00	\$84,758.00	\$0.00	\$0.00	\$84,758.00	0.00
31701-4000-57111-0000-001752-0000-00000	Capital Improvements SB-9 Local-Land	\$0.00	\$2,500.00	\$1,800.00	\$0.00	\$700.00	72.00
31701-4000-57112-0000-001752-0000-00000	Capital Improvements SB-9 Local-Land Improvements	\$0.00	\$200,005.00	\$1,024.82	\$0.00	\$198,980.18	0.51
Subtotal of Element: Expenditure		\$0.00	\$289,263.00	\$2,824.82	\$900.00	\$285,538.18	0.98
Subtotal of Element: [Function] 4000 - Capital Outlay		\$0.00	\$289,263.00	\$2,824.82	\$900.00	\$285,538.18	0.98

Subtotal of Element: [Fund] 31701 - Capital Improvements SB-9 Local		\$0.53	\$291,135.00	\$3,333.82	\$900.00	\$286,901.18	1.15
31703-4000-57111-0000-001752-0000-00000	SB-9 State Match Cash-Land	\$0.00	\$5,752.00	\$0.00	\$0.00	\$5,752.00	0.00
Subtotal of Element: Expenditure		\$0.00	\$5,752.00	\$0.00	\$0.00	\$5,752.00	0.00
Subtotal of Element: [Function] 4000 - Capital Outlay		\$0.00	\$5,752.00	\$0.00	\$0.00	\$5,752.00	0.00
Subtotal of Element: [Fund] 31703 - SB-9 State Match Cash		\$0.00	\$5,752.00	\$0.00	\$0.00	\$5,752.00	0.00
Grand Total		\$180,815.07	\$5,544,774.00	\$2,181,658.02	\$654,994.80	\$2,708,121.18	39.35

Health Leadership High School

Check Payments By Fund Report

Accounting Cycle: FY19-20; Begin Date: 04/01/2020; End Date: 04/30/2020; Display Element Description: Fund; Check Type: [All]; Sort By Element: Fund; Account Expression: [All]; Created On: 5/25/2020 3:26:35 PM

Value	Description	Check	Check Type	Check Date	Payee	Account Code	Reason	Amount
11000	Operational	3227	Warrant - Printed	4/2/2020	ACES - Assoc. of Charter School Education Services	11000-2500-53414-0000-001752-0000-00000	Business Management Services	\$11,224.39
11000	Operational	3228	Warrant - Printed	4/2/2020	CenturyLink Communications, LLC	11000-2600-54416-0000-001752-0000-00000	analog phone line elevator/fax	\$62.91
11000	Operational	3229	Warrant - Printed	4/2/2020	Chavez Cleaning Service	11000-2600-55915-0000-001752-0000-00000	janitorial Services	\$2,353.83
11000	Operational	3230	Warrant - Printed	4/2/2020	CNM Cashier's Office	11000-1000-53711-1000-001752-0000-00000	Nursing Assistant program fees (students are required to pay \$50.00)	\$2,208.00
11000	Operational	3230	Warrant - Printed	4/2/2020	CNM Cashier's Office	11000-1000-53711-1010-001752-0000-00000	Health 1003 course fees @ CNM (CPR First Aid)	\$429.00
11000	Operational	3231	Warrant - Printed	4/2/2020	Jive Communications	11000-2600-54416-0000-001752-0000-00000	Phone Service (annual)	\$644.94
11000	Operational	3232	Warrant - Printed	4/2/2020	NM Edge	11000-2500-53330-0000-001752-0000-00000	CPO Training for Leticia A. on Feb 11-14 in CNM ABQ.	\$50.00
11000	Operational	3233	Warrant - Printed	4/2/2020	Orkin Pest Control	11000-2600-55915-0000-001752-0000-00000	Pest control services	\$87.91
11000	Operational	3234	Warrant - Printed	4/2/2020	Unite Private Networks, LLC	11000-2600-54416-0000-001752-0000-00000	Internet Service	\$93.05
11000	Operational		Payroll Liability - Credit	4/3/2020	NMTRD	11000-0000-23142-0000-001752-0000-00000	Liability Payment	\$2,812.62
11000	Operational		Payroll Liability - Debit	4/3/2020	NMRHCA	11000-0000-23245-0000-001752-0000-00000	Liability Payment	\$3,025.94
11000	Operational	3248	Warrant - Printed	4/8/2020	Amazon.com	11000-2400-56118-0000-001752-0000-00000	Headset	\$139.00
11000	Operational	3250	Warrant - Printed	4/8/2020	Comnet Consulting, Inc.	11000-2500-55915-0000-001752-0000-00000	IT managed services	\$2,966.56
11000	Operational	3251	Warrant - Printed	4/8/2020	Culligan Bottled Water of Albuquerque	11000-2100-56118-0000-001752-0000-00000	Monthly Delivery fee	\$84.06
11000	Operational	3252	Warrant - Printed	4/8/2020	Romero Consulting, LLC	11000-2300-53414-0000-001752-0000-00000	FY20 Consulting Services	\$539.38
11000	Operational	3253	Warrant - Printed	4/8/2020	SG Consulting Services	11000-2300-53414-0000-001752-0000-00000	FY20 Consulting Services	\$539.38
11000	Operational	3254	Warrant - Printed	4/8/2020	U-Stor-It	11000-2600-55915-0000-001752-0000-00000	off site storage	\$119.00
11000	Operational	3258	Payroll Liability - Printed	4/8/2020	Allstate Workplace Division	11000-0000-23225-0000-001752-0000-00000	Liability Payment	\$800.10
11000	Operational	3259	Payroll Liability - Printed	4/8/2020	ReliaStar Life Insurance Company	11000-0000-23147-0000-001752-0000-00000	Liability Payment	\$800.00
11000	Operational	3260	Payroll Liability - Printed	4/8/2020	Security Benefit	11000-0000-23147-0000-001752-0000-00000	Liability Payment	\$645.00
11000	Operational		Payroll Liability - Debit	4/15/2020	Internal Revenue Service	11000-0000-23141-0000-001752-0000-00000	Liability Payment	\$3,752.65
11000	Operational		Payroll Liability - Debit	4/15/2020	Internal Revenue Service	11000-0000-23143-0000-001752-0000-00000	Liability Payment	\$5,884.32
11000	Operational		Payroll Liability - Debit	4/15/2020	Internal Revenue Service	11000-0000-23144-0000-001752-0000-00000	Liability Payment	\$688.10
11000	Operational		Payroll Liability - Debit	4/15/2020	NM Bank & Trust	11000-0000-23148-0000-001752-0000-00000	Liability Payment	\$32,120.09
11000	Operational		Payroll Liability - Debit	4/15/2020	Internal Revenue Service	11000-0000-23154-0000-001752-0000-00000	Liability Payment	\$688.10
11000	Operational	3261	Warrant - Printed	4/15/2020	Ephesus Inc	11000-1000-55915-1010-001752-0000-00000	copier maintenance	\$36.00
11000	Operational	3262	Warrant - Printed	4/15/2020	Post-Net	11000-2400-56118-0000-001752-0000-00000	Business Cards - 500	\$55.00
11000	Operational	3263	Warrant - Printed	4/15/2020	Orkin Pest Control	11000-2600-55915-0000-001752-0000-00000	Pest control services	\$87.91
11000	Operational	3264	Warrant - Printed	4/15/2020	Alarm Research Inc.	11000-2600-55915-0000-001752-0000-00000	Burglar Alarm Services	\$86.30
11000	Operational	3265	Warrant - Printed	4/15/2020	Lighthouse Business Info Solutions	11000-2400-53711-0000-001752-0000-00000	Server/Network technical support	\$363.78
11000	Operational	3266	Warrant - Printed	4/15/2020	Unite Private Networks, LLC	11000-2600-54416-0000-001752-0000-00000	Internet Service	\$93.05
11000	Operational	3468	Direct Deposit	4/15/2020	Archuleta, Leticia	11000-2300-51100-0000-001752-1111-00000	Paycheck	\$2,227.29
11000	Operational	3469	Direct Deposit	4/15/2020	Bonner, Sienna	11000-1000-51100-1010-001752-1411-00000	Paycheck	\$784.66
11000	Operational	3469	Direct Deposit	4/15/2020	Bonner, Sienna	11000-1000-51100-9000-001752-1618-60003	Paycheck	\$58.53

11000	Operational	3469	Direct Deposit	4/15/2020	Bonner, Sienna	11000-2200-51100-0000-001752-1211-00000	Paycheck	\$858.44
11000	Operational	3470	Direct Deposit	4/15/2020	Bussetti, Jessica	11000-2100-51100-0000-001752-1214-00000	Paycheck	\$1,390.09
11000	Operational	3471	Direct Deposit	4/15/2020	Elliott-Kramer, Bridget	11000-1000-51100-1010-001752-1411-00000	Paycheck	\$1,721.39
11000	Operational	3472	Direct Deposit	4/15/2020	Esparza, Eric	11000-1000-51100-1010-001752-1411-00000	Paycheck	\$1,186.04
11000	Operational	3473	Direct Deposit	4/15/2020	Hoge, Nathan D	11000-2100-51100-2000-001752-1211-00000	Paycheck	\$1,752.47
11000	Operational	3474	Direct Deposit	4/15/2020	LaVolpa, Kristen L	11000-1000-51100-1010-001752-1411-00000	Paycheck	\$1,910.92
11000	Operational	3475	Direct Deposit	4/15/2020	Meek, Wendy	11000-1000-51100-1010-001752-1412-00000	Paycheck	\$1,525.25
11000	Operational	3476	Direct Deposit	4/15/2020	Monje, Monika	11000-2300-51100-0000-001752-1114-00000	Paycheck	\$1,798.58
11000	Operational	3477	Direct Deposit	4/15/2020	Moore, Amanda Celeste	11000-1000-51100-1010-001752-1411-00000	Paycheck	\$1,734.24
11000	Operational	3478	Direct Deposit	4/15/2020	Mota, Viviana	11000-2400-51100-0000-001752-1217-00000	Paycheck	\$1,102.42
11000	Operational	3478	Direct Deposit	4/15/2020	Mota, Viviana	11000-2400-51300-0000-001752-1217-00000	Paycheck	\$49.87
11000	Operational	3479	Direct Deposit	4/15/2020	Moulton, Alyse	11000-2100-51100-0000-001752-1214-00000	Paycheck	\$1,226.10
11000	Operational	3480	Direct Deposit	4/15/2020	Olivas, Cinthya	11000-2300-51100-0000-001752-1217-00000	Paycheck	\$789.70
11000	Operational	3481	Direct Deposit	4/15/2020	Qassem, Omkalthoom	11000-1000-51100-1010-001752-1411-00000	Paycheck	\$1,302.13
11000	Operational	3482	Direct Deposit	4/15/2020	Quinones-Suarez, Carolina	11000-2300-51100-0000-001752-1113-00000	Paycheck	\$1,752.93
11000	Operational	3483	Direct Deposit	4/15/2020	Reno, Amber	11000-2200-51100-0000-001752-1211-00000	Paycheck	\$1,978.01
11000	Operational	3484	Direct Deposit	4/15/2020	Sanchez, Carolyn M	11000-2200-51100-0000-001752-1211-00000	Paycheck	\$1,970.07
11000	Operational	3485	Direct Deposit	4/15/2020	Siciliano, Steve	11000-1000-51100-2000-001752-1412-00000	Paycheck	\$725.19
11000	Operational	3485	Direct Deposit	4/15/2020	Siciliano, Steve	11000-2100-51100-0000-001752-1211-00000	Paycheck	\$791.97
11000	Operational	3486	Direct Deposit	4/15/2020	Sun, Diankang	11000-1000-51100-1010-001752-1411-00000	Paycheck	\$1,082.63
11000	Operational	3487	Direct Deposit	4/15/2020	Zamudio, Omar	11000-1000-51100-1010-001752-1411-00000	Paycheck	\$1,920.85
11000	Operational	3488	Direct Deposit	4/15/2020	Marquez, Nicodemus	11000-1000-51100-0000-001752-1612-00000	Paycheck	\$480.32
11000	Operational		Payroll Liability - Debit	4/16/2020	NMDWS	11000-0000-23126-0000-001752-0000-00000	Liability Payment	\$4.44
11000	Operational		Payroll Liability - Credit	4/16/2020	NMTRD	11000-0000-23127-0000-001752-0000-00000	Liability Payment	(\$1.66)
11000	Operational		Payroll Liability - Debit	4/16/2020	NMDWS	11000-0000-23226-0000-001752-0000-00000	Liability Payment	\$1,018.99
11000	Operational		Payroll Liability - Credit	4/16/2020	NMTRD	11000-0000-23227-0000-001752-0000-00000	Liability Payment	\$91.90
11000	Operational		Warrant - Debit	4/22/2020	PNM	11000-2600-54411-0000-001752-0000-00000	electric service	\$252.21
11000	Operational	3267	Warrant - Printed	4/22/2020	Accountability And Compliance Resources LLC	11000-2100-55915-0000-001752-0000-00000	FY20 STARS Contract	\$410.32
11000	Operational	3268	Warrant - Printed	4/22/2020	Chyno, Ltd. Co.	11000-2600-54415-0000-001752-0000-00000	water sewer refuse	\$336.69
11000	Operational	3268	Warrant - Printed	4/22/2020	Chyno, Ltd. Co.	11000-2600-54610-0000-001752-0000-00000	Lease Payments	\$6,834.65
11000	Operational	3269	Warrant - Printed	4/22/2020	Ephesus Inc	11000-1000-55915-1010-001752-0000-00000	copier maintenance	\$88.46
11000	Operational	3269	Warrant - Printed	4/22/2020	Ephesus Inc	11000-1000-55915-1010-001752-0000-00000	copier maintenance	\$22.65
11000	Operational	3270	Warrant - Printed	4/22/2020	NM Gas Company	11000-2600-54412-0000-001752-0000-00000	gas service	\$71.82
11000	Operational		Payroll Liability - Debit	4/30/2020	Internal Revenue Service	11000-0000-23141-0000-001752-0000-00000	Liability Payment	\$3,793.32
11000	Operational		Payroll Liability - Debit	4/30/2020	Internal Revenue Service	11000-0000-23143-0000-001752-0000-00000	Liability Payment	\$5,929.94
11000	Operational		Payroll Liability - Debit	4/30/2020	Internal Revenue Service	11000-0000-23144-0000-001752-0000-00000	Liability Payment	\$693.43
11000	Operational		Payroll Liability - Debit	4/30/2020	NM Bank & Trust	11000-0000-23148-0000-001752-0000-00000	Liability Payment	\$32,380.33
11000	Operational		Payroll Liability - Debit	4/30/2020	Internal Revenue Service	11000-0000-23154-0000-001752-0000-00000	Liability Payment	\$693.43
11000	Operational	3489	Direct Deposit	4/30/2020	Archuleta, Leticia	11000-2300-51100-0000-001752-1111-00000	Paycheck	\$2,227.31
11000	Operational	3490	Direct Deposit	4/30/2020	Bonner, Sienna	11000-1000-51100-1010-001752-1411-00000	Paycheck	\$784.67
11000	Operational	3490	Direct Deposit	4/30/2020	Bonner, Sienna	11000-1000-51100-9000-001752-1618-60003	Paycheck	\$58.53
11000	Operational	3490	Direct Deposit	4/30/2020	Bonner, Sienna	11000-2200-51100-0000-001752-1211-00000	Paycheck	\$858.44
11000	Operational	3491	Direct Deposit	4/30/2020	Bussetti, Jessica	11000-2100-51100-0000-001752-1214-00000	Paycheck	\$1,390.10
11000	Operational	3492	Direct Deposit	4/30/2020	Elliott-Kramer, Bridget	11000-1000-51100-1010-001752-1411-00000	Paycheck	\$1,721.40
11000	Operational	3493	Direct Deposit	4/30/2020	Esparza, Eric	11000-1000-51100-1010-001752-1411-00000	Paycheck	\$1,186.06

11000	Operational	3494	Direct Deposit	4/30/2020	Hoge, Nathan D	11000-2100-51100-2000-001752-1211-00000	Paycheck	\$1,752.48
11000	Operational	3495	Direct Deposit	4/30/2020	LaVolpa, Kristen L	11000-1000-51100-1010-001752-1411-00000	Paycheck	\$1,910.93
11000	Operational	3496	Direct Deposit	4/30/2020	Meek, Wendy	11000-1000-51100-1010-001752-1412-00000	Paycheck	\$1,525.26
11000	Operational	3497	Direct Deposit	4/30/2020	Monje, Monika	11000-2300-51100-0000-001752-1114-00000	Paycheck	\$1,798.59
11000	Operational	3498	Direct Deposit	4/30/2020	Moore, Amanda Celeste	11000-1000-51100-1010-001752-1411-00000	Paycheck	\$1,726.27
11000	Operational	3499	Direct Deposit	4/30/2020	Mota, Viviana	11000-2400-51100-0000-001752-1217-00000	Paycheck	\$1,102.43
11000	Operational	3499	Direct Deposit	4/30/2020	Mota, Viviana	11000-2400-51300-0000-001752-1217-00000	Paycheck	\$49.87
11000	Operational	3500	Direct Deposit	4/30/2020	Moulton, Alyse	11000-2100-51100-0000-001752-1214-00000	Paycheck	\$1,226.11
11000	Operational	3501	Direct Deposit	4/30/2020	Olivas, Cinthya	11000-2300-51100-0000-001752-1217-00000	Paycheck	\$789.71
11000	Operational	3502	Direct Deposit	4/30/2020	Qassem, Omkulthoom	11000-1000-51100-1010-001752-1411-00000	Paycheck	\$1,302.14
11000	Operational	3503	Direct Deposit	4/30/2020	Quinones-Suarez, Carolina	11000-2300-51100-0000-001752-1113-00000	Paycheck	\$1,752.94
11000	Operational	3504	Direct Deposit	4/30/2020	Reno, Amber	11000-2200-51100-0000-001752-1211-00000	Paycheck	\$1,978.02
11000	Operational	3505	Direct Deposit	4/30/2020	Sanchez, Carolyn M	11000-2200-51100-0000-001752-1211-00000	Paycheck	\$1,970.08
11000	Operational	3506	Direct Deposit	4/30/2020	Siciliano, Steve	11000-1000-51100-2000-001752-1412-00000	Paycheck	\$725.19
11000	Operational	3506	Direct Deposit	4/30/2020	Siciliano, Steve	11000-2100-51100-0000-001752-1211-00000	Paycheck	\$791.98
11000	Operational	3507	Direct Deposit	4/30/2020	Sun, Diankang	11000-1000-51100-1010-001752-1411-00000	Paycheck	\$1,082.64
11000	Operational	3508	Direct Deposit	4/30/2020	Zamudio, Omar	11000-1000-51100-1010-001752-1411-00000	Paycheck	\$1,920.86
11000	Operational	3509	Direct Deposit	4/30/2020	Marquez, Nicodemus	11000-1000-51100-0000-001752-1612-00000	Paycheck	\$748.32
24101	Title I - IASA		Payroll Liability - Debit	4/16/2020	NMDWS	24101-0000-23226-0000-001752-0000-00000	Liability Payment	\$0.56
24101	Title I - IASA		Payroll Liability - Credit	4/16/2020	NMTRD	24101-0000-23227-0000-001752-0000-00000	Liability Payment	\$0.06
24191	Title I - HS Redesign		Payroll Liability - Credit	4/3/2020	NMTRD	24191-0000-23142-0000-001752-0000-00000	Liability Payment	\$26.79
24191	Title I - HS Redesign		Payroll Liability - Debit	4/3/2020	NMRHCA	24191-0000-23245-0000-001752-0000-00000	Liability Payment	\$26.50
24191	Title I - HS Redesign		Payroll Liability - Debit	4/15/2020	Internal Revenue Service	24191-0000-23141-0000-001752-0000-00000	Liability Payment	\$62.10
24191	Title I - HS Redesign		Payroll Liability - Debit	4/15/2020	Internal Revenue Service	24191-0000-23143-0000-001752-0000-00000	Liability Payment	\$103.96
24191	Title I - HS Redesign		Payroll Liability - Debit	4/15/2020	Internal Revenue Service	24191-0000-23144-0000-001752-0000-00000	Liability Payment	\$12.16
24191	Title I - HS Redesign		Payroll Liability - Debit	4/15/2020	NM Bank & Trust	24191-0000-23148-0000-001752-0000-00000	Liability Payment	\$626.95
24191	Title I - HS Redesign		Payroll Liability - Debit	4/15/2020	Internal Revenue Service	24191-0000-23154-0000-001752-0000-00000	Liability Payment	\$12.16
24191	Title I - HS Redesign	3487	Direct Deposit	4/15/2020	Zamudio, Omar	24191-1000-51300-1010-001752-1411-00000	Paycheck	\$626.95
24191	Title I - HS Redesign		Payroll Liability - Debit	4/16/2020	NMDWS	24191-0000-23226-0000-001752-0000-00000	Liability Payment	\$20.40
24191	Title I - HS Redesign		Payroll Liability - Debit	4/30/2020	Internal Revenue Service	24191-0000-23141-0000-001752-0000-00000	Liability Payment	\$62.10
24191	Title I - HS Redesign		Payroll Liability - Debit	4/30/2020	Internal Revenue Service	24191-0000-23143-0000-001752-0000-00000	Liability Payment	\$103.96
24191	Title I - HS Redesign		Payroll Liability - Debit	4/30/2020	Internal Revenue Service	24191-0000-23144-0000-001752-0000-00000	Liability Payment	\$12.16
24191	Title I - HS Redesign		Payroll Liability - Debit	4/30/2020	NM Bank & Trust	24191-0000-23148-0000-001752-0000-00000	Liability Payment	\$626.95
24191	Title I - HS Redesign		Payroll Liability - Debit	4/30/2020	Internal Revenue Service	24191-0000-23154-0000-001752-0000-00000	Liability Payment	\$12.16
24191	Title I - HS Redesign	3508	Direct Deposit	4/30/2020	Zamudio, Omar	24191-1000-51300-1010-001752-1411-00000	Paycheck	\$626.95
27109	Instructional Materials	3230	Warrant - Printed	4/2/2020	CNM Cashier's Office	27109-1000-56107-1010-001752-0000-00000	CNM Duel credit ebook course FYEX1110 Student list attached	\$464.75
31200	Public School Capital Outlay	3268	Warrant - Printed	4/22/2020	Chyno, Ltd. Co.	31200-4000-54610-0000-001752-0000-00000	Lease Payments	\$11,415.35
Sub Total								\$205,444.68

Health Leadership High School

Bank Account Reconciliation Report (Bank Reconciliation)

Accounting Cycle: FY19-20; Bank: NM Bank and Trust - Operating Acct; Bank Account: 120106281 - Operating Acct.; Statement Date: 04/30/2020; Include Unposted Transactions: No; Created On: 5/25/2020 3:09:17 PM

Last Reconciled	Beginning Balance	Statement Date	Ending Balance		
3/31/2020	\$2,377,918.91	04/30/2020	\$2,485,405.72		
Date	Source Document	Item Number	Description	Deposit	Withdrawal
7/15/2019	AP14727	3255	Lighthouse Business Info Solutions		\$172.60
12/31/2019	00011831	00011831	To ADJ 24190 expenditures for cash report. Pending BAR approval. ; Temp Transaction Number T0025031	\$5,000.00	
12/31/2019	00012181	00012181	(Void of 00011831) To ADJ 24190 expenditures for cash report. Pending BAR approval. ; Temp Transaction Number T0025031; Temp Transaction Number T0025390		\$5,000.00
12/31/2019	00012182	00012182	(Void of 00011831) To ADJ 24190 expenditures for cash report. Pending BAR approval. ; Temp Transaction Number T0025031; Temp Transaction Number T0025391		\$5,000.00
12/31/2019	00012184	00012184	(Void of 00012182) (Void of 00011831) To ADJ 24190 expenditures for cash report. Pending BAR approval. ; Temp Transaction Number T0025031; Temp Transaction Number T0025391; Temp Transaction Number T0025393	\$5,000.00	
1/30/2020	AP14803	3128	Olivas, Cinthya		\$44.00
3/11/2020	AP14809	3200	Marbella's Event Center, LLC		\$250.00
3/11/2020	AP14809	3202	Olivas, Cinthya		\$66.50
3/24/2020	AP14811	3211	Accountability & Compliance Resources		\$410.32
3/24/2020	AP14811	3217	Cynthia Ramirez		\$10,933.00
3/24/2020	AP14811	3218	Ephesus Inc		\$374.57
3/24/2020	AP14811	3220	Gilbert Tercero		\$1,808.86
3/24/2020	AP14811	3224	U-Stor-It		\$119.00
3/27/2020	1216		Educational Retirement Board		\$25,250.90
3/31/2020	1218		NMPSIA		\$17,760.54
4/1/2020	CR14611	CR14611	CNM Making Money Work	\$500.00	
4/2/2020	AP14814	3227	ACES - Assoc. of Charter School Education Services		\$11,224.39
4/2/2020	AP14814	3228	CenturyLink Communications, LLC		\$62.91
4/2/2020	AP14814	3229	Chavez Cleaning Service		\$2,353.83
4/2/2020	AP14814	3230	CNM Cashiers Office		\$3,101.75
4/2/2020	AP14814	3231	Jive Communications		\$644.94
4/2/2020	AP14814	3232	NM Edge		\$50.00
4/2/2020	AP14814	3233	Orkin Pest Control		\$87.91
4/2/2020	AP14814	3234	Unite Private Networks, LLC		\$93.05
4/3/2020	1219		NM Taxation and Revenue Department		\$2,839.41
4/3/2020	1220		NM Retireee Health Care Authority		\$3,052.44

4/8/2020	1196	3258	American Heritage Life Insurance Company		\$800.10
4/8/2020	1221	3259	ReliaStar Life Insurance Company		\$800.00
4/8/2020	1222	3260	Security Benefit		\$645.00
4/8/2020	AP14816	3248	Amazon.com		\$139.00
4/8/2020	AP14816	3250	Comnet Consulting Inc.		\$2,966.56
4/8/2020	AP14816	3251	Culligan Bottled Water		\$84.06
4/8/2020	AP14816	3252	Romero Consulting, LLC		\$539.38
4/8/2020	AP14816	3253	SG Consulting Services		\$539.38
4/8/2020	AP14816	3254	U-Stor-It		\$119.00
4/9/2020	CR14615	CR14615	Q2 - Lease Assistance Reimbursement	\$42,502.00	
4/14/2020	CR14609	CR14609	SEG April 2020	\$184,340.94	
4/15/2020	1233		Internal Revenue Service		\$11,203.55
4/15/2020	1235		NM Bank & Trust		\$32,747.04
4/15/2020	AP14817	3261	Ephesus Inc		\$36.00
4/15/2020	AP14817	3262	Post-Net		\$55.00
4/15/2020	AP14817	3263	Orkin Pest Control		\$87.91
4/15/2020	AP14817	3264	Alarm Research Inc.		\$86.30
4/15/2020	AP14817	3265	Lighthouse Business Info Solutions		\$363.78
4/15/2020	AP14817	3266	Unite Private Networks, LLC		\$93.05
4/16/2020	1223		NM Taxation and Revenue Department		\$90.30
4/16/2020	1224		NM Dept. of Workforce Solutions		\$1,044.39
4/16/2020	CR14610	CR14610	SandCo SB 9	\$54,393.79	
4/20/2020	CR14616	CR14616	Bernco HB33 and SB9	\$3,412.51	
4/22/2020	AP14818		PNM		\$252.21
4/22/2020	AP14818	3270	NM Gas Company		\$71.82
4/24/2020	CR14614	CR14614	Sandoval County HB33 & SB9, refund	\$332.52	
4/27/2020	00012382	00012382	To record Sam's Club refund to be obtained by D. Viqil. ; Temp Transaction Number T0025593		\$235.92
4/29/2020	CR14612	CR14612	United Way of CNM	\$13.50	
4/30/2020	00012386	00012386	(Redate of 00012361) Void Warrant: 3249; Reversing Disbursement for Voucher: AP14816, AP Batch 2020 04 08, Vendor: Apple Inc.; Temp Transaction Number T0025597	\$890.00	
4/30/2020	00012387	00012387	(Void of 00012386) (Redate of 00012361) Void Warrant: 3249; Reversing Disbursement for Voucher: AP14816, AP Batch 2020 04 08, Vendor: Apple Inc.; Temp Transaction Number T0025597; Temp Transaction Number T0025598		\$890.00
4/30/2020	00012391	00012391	To correct timing difference of voided Apple check #3249. ; Temp Transaction Number T0025602	\$890.00	
4/30/2020	00012392	00012392	(Void of 00012391) To correct timing difference of voided Apple check #3249. ; Temp Transaction Number T0025602; Temp Transaction Number T0025603		\$890.00
4/30/2020	00012393	00012393	(Void of 00012391) To correct timing difference of voided Apple check #3249. ; Temp Transaction Number T0025602; Temp Transaction Number T0025604		\$890.00

4/30/2020	00012394	00012394	(Void of 00012392) (Void of 00012391) To correct timing difference of voided Apple check #3249. ; Temp Transaction Number T0025602; Temp Transaction Number T0025603; Temp Transaction Number T0025605	\$890.00	
4/30/2020	00012395	00012395	To correct timing difference of voided Apple check #3249. ; Temp Transaction Number T0025602; Temp Transaction Number T0025606	\$890.00	
4/30/2020	00012404	00012404	(Void of 00012395) To correct timing difference of voided Apple check #3249. ; Temp Transaction Number T0025602; Temp Transaction Number T0025606; Temp Transaction Number T0025615		\$890.00
4/30/2020	1234		Internal Revenue Service		\$11,300.50
4/30/2020	1236		NM Bank & Trust		\$33,007.28
Sub Total				\$299,055.26	\$191,568.45

Health Leadership High School

Bank Account Reconciliation Report (Outstanding)

Accounting Cycle: FY19-20; Bank: NM Bank and Trust - Operating Acct; Bank Account: 120106281 - Operating Acct.; Statement Date: 04/30/2020; Include Unposted Transactions: No; Created On: 5/25/2020 3:09:18 PM

Last Reconciled		Beginning Balance	Statement Date		
3/31/2020		(\$64,601.63)	04/30/2020		
Date	Source Document	Item Number	Description	Deposit	Withdrawal
12/13/2018	AP14644		City Of Albuquerque		\$150.00
1/28/2019	AP14663	2552	11Online, LLC		\$215.75
5/21/2019	AP14710	2760	City Of Albuquerque		\$210.00
6/22/2019	AP14722	2825	Valenzuela, Yvonne		\$18.69
6/30/2019	1090	2851	NM Taxation and Revenue Department		\$109.41
6/30/2019	AP14733	2852	CenturyLink Communications, LLC		\$131.82
6/30/2019	AP14733	2853	Quadient Leasing USA, Inc.		\$465.14
6/30/2019	AP14733	2854	Orkin Pest Control		\$87.91
8/19/2019	AP14743	3256	Reno, Amber		\$45.00
10/3/2019	AP14771	3257	Esparza, Eric		\$8.98
2/24/2020	AP14806	3159	NM Museum of Natural History Foundation, Inc.		\$262.50
3/4/2020	AP14808	3187	High Tech High Graduate School of Education		\$5,400.00
3/4/2020	AP14808	3189	Leticia Archuleta		\$56.14
3/11/2020	AP14809	3201	National Hispanic Cultural Center		\$250.00
4/8/2020	AP14816	3249	Apple Inc.		\$890.00
4/22/2020	AP14818	3267	Accountability & Compliance Resources		\$410.32
4/22/2020	AP14818	3268	Chyno, Ltd. Co.		\$18,586.69
4/22/2020	AP14818	3269	Ephesus Inc		\$111.11
Sub Total					\$27,409.46

Health Leadership High School

Bank Account Reconciliation Report (Actual GL Detail)

Accounting Cycle: FY19-20; Bank: NM Bank and Trust - Operating Acct; Bank Account: 120106281 - Operating Acct.; Statement Date: 04/30/2020; Include Unposted Transactions: No; Created On: 5/25/2020 3:09:18 PM

Trans. Date	Source Document	Trans. No.	Account Code	Trans. Line Comment	Debit	Credit
04/01/2020	CR14611	00012380	11000-0000-11012-0000-001752-0000-00000	Approve Cash Receipts Batch; Batch No.: CR14611:Receipt No.: 20-	\$500.00	\$0.00
04/02/2020	AP14814	00012179	11000-0000-11012-0000-001752-0000-00000	Disbursement for Voucher: AP14814; Fund=11000	\$0.00	\$17,154.03
04/02/2020	AP14814	00012179	27109-0000-11012-0000-001752-0000-00000	Disbursement for Voucher: AP14814; Fund=27109	\$0.00	\$464.75
04/03/2020	1219	00012187	24191-0000-11012-0000-001752-0000-00000	Mark Payroll Voucher Paid 1219	\$0.00	\$26.79
04/03/2020	1219	00012187	11000-0000-11012-0000-001752-0000-00000	Mark Payroll Voucher Paid 1219	\$0.00	\$2,812.62
04/03/2020	1220	00012189	11000-0000-11012-0000-001752-0000-00000	Mark Payroll Voucher Paid 1220	\$0.00	\$3,025.94
04/03/2020	1220	00012189	24191-0000-11012-0000-001752-0000-00000	Mark Payroll Voucher Paid 1220	\$0.00	\$26.50
04/08/2020	1196	00012265	11000-0000-11012-0000-001752-0000-00000	Mark Payroll Voucher Paid 1196	\$0.00	\$800.10
04/08/2020	1221	00012266	11000-0000-11012-0000-001752-0000-00000	Mark Payroll Voucher Paid 1221	\$0.00	\$800.00
04/08/2020	1222	00012267	11000-0000-11012-0000-001752-0000-00000	Mark Payroll Voucher Paid 1222	\$0.00	\$645.00
04/08/2020	AP14815	00012235	11000-0000-11012-0000-001752-0000-00000	Disbursement for Voucher: AP14815; Fund=11000	\$0.00	\$4,387.38
04/08/2020	AP14815	00012235	24191-0000-11012-0000-001752-0000-00000	Disbursement for Voucher: AP14815; Fund=24191	\$0.00	\$890.00
04/08/2020	AP14815	00012238	11000-0000-11012-0000-001752-0000-00000	Disbursement for Voucher: AP14815; Fund=11000	\$139.00	\$0.00
04/08/2020	AP14815	00012241	24191-0000-11012-0000-001752-0000-00000	Disbursement for Voucher: AP14815; Fund=24191	\$890.00	\$0.00
04/08/2020	AP14815	00012244	11000-0000-11012-0000-001752-0000-00000	Disbursement for Voucher: AP14815; Fund=11000	\$2,966.56	\$0.00
04/08/2020	AP14815	00012249	11000-0000-11012-0000-001752-0000-00000	Disbursement for Voucher: AP14815; Fund=11000	\$84.06	\$0.00
04/08/2020	AP14815	00012252	11000-0000-11012-0000-001752-0000-00000	Disbursement for Voucher: AP14815; Fund=11000	\$539.38	\$0.00
04/08/2020	AP14815	00012255	11000-0000-11012-0000-001752-0000-00000	Disbursement for Voucher: AP14815; Fund=11000	\$539.38	\$0.00
04/08/2020	AP14815	00012258	11000-0000-11012-0000-001752-0000-00000	Disbursement for Voucher: AP14815; Fund=11000	\$119.00	\$0.00
04/08/2020	AP14816	00012261	11000-0000-11012-0000-001752-0000-00000	Disbursement for Voucher: AP14816; Fund=11000	\$0.00	\$4,387.38
04/08/2020	AP14816	00012261	24191-0000-11012-0000-001752-0000-00000	Disbursement for Voucher: AP14816; Fund=24191	\$0.00	\$890.00
04/09/2020	CR14615	00012383	31200-0000-11012-0000-001752-0000-00000	Approve Cash Receipts Batch; Batch No.: CR14615:Receipt No.: 000	\$42,502.00	\$0.00
04/14/2020	CR14609	00012378	11000-0000-11012-0000-001752-0000-00000	Approve Cash Receipts Batch; Batch No.: CR14609:Receipt No.: 202	\$184,340.94	\$0.00
04/15/2020	1233	00012370	11000-0000-11012-0000-001752-0000-00000	Mark Payroll Voucher Paid 1233	\$0.00	\$11,013.17
04/15/2020	1233	00012370	24191-0000-11012-0000-001752-0000-00000	Mark Payroll Voucher Paid 1233	\$0.00	\$190.38
04/15/2020	1235	00012368	24191-0000-11012-0000-001752-0000-00000	Mark Payroll Voucher Paid 1235	\$0.00	\$626.95
04/15/2020	1235	00012368	11000-0000-11012-0000-001752-0000-00000	Mark Payroll Voucher Paid 1235	\$0.00	\$32,120.09
04/15/2020	AP14817	00012279	11000-0000-11012-0000-001752-0000-00000	Disbursement for Voucher: AP14817; Fund=11000	\$0.00	\$722.04
04/16/2020	1223	00012352	11000-0000-11012-0000-001752-0000-00000	Mark Payroll Voucher Paid 1223	\$0.00	\$90.24
04/16/2020	1223	00012352	24101-0000-11012-0000-001752-0000-00000	Mark Payroll Voucher Paid 1223	\$0.00	\$0.06
04/16/2020	1224	00012354	24101-0000-11012-0000-001752-0000-00000	Mark Payroll Voucher Paid 1224	\$0.00	\$0.56
04/16/2020	1224	00012354	11000-0000-11012-0000-001752-0000-00000	Mark Payroll Voucher Paid 1224	\$0.00	\$1,023.43
04/16/2020	1224	00012354	24191-0000-11012-0000-001752-0000-00000	Mark Payroll Voucher Paid 1224	\$0.00	\$20.40
04/16/2020	CR14610	00012379	31701-0000-11012-0000-001752-0000-00000	Approve Cash Receipts Batch; Batch No.: CR14610:Receipt No.: 202	\$25.10	\$0.00
04/16/2020	CR14610	00012379	24101-0000-11012-0000-001752-0000-00000	Approve Cash Receipts Batch; Batch No.: CR14610:Receipt No.: 202	\$54,368.69	\$0.00

04/20/2020	CR14616	00012384	31600-0000-11012-0000-001752-0000-00000	Approve Cash Receipts Batch; Batch No.: CR14616:Receipt No.: 000	\$2,269.27	\$0.00
04/20/2020	CR14616	00012384	31700-0000-11012-0000-001752-0000-00000	Approve Cash Receipts Batch; Batch No.: CR14616:Receipt No.: 000	\$1,143.24	\$0.00
04/22/2020	AP14818	00012341	31200-0000-11012-0000-001752-0000-00000	Disbursement for Voucher: AP14818; Fund=31200	\$0.00	\$11,415.35
04/22/2020	AP14818	00012341	11000-0000-11012-0000-001752-0000-00000	Disbursement for Voucher: AP14818; Fund=11000	\$0.00	\$8,016.80
04/24/2020	CR14614	00012381	11000-0000-11012-0000-001752-0000-00000	Approve Cash Receipts Batch; Batch No.: CR14614:Receipt No.: 874	\$250.00	\$0.00
04/24/2020	CR14614	00012381	31600-0000-11012-0000-001752-0000-00000	Approve Cash Receipts Batch; Batch No.: CR14614:Receipt No.: 874	\$54.82	\$0.00
04/24/2020	CR14614	00012381	31701-0000-11012-0000-001752-0000-00000	Approve Cash Receipts Batch; Batch No.: CR14614:Receipt No.: 874	\$27.70	\$0.00
04/27/2020	00012382	00012382	11000-0000-11012-0000-001752-0000-00000		\$0.00	\$235.92
04/29/2020	CR14612	00012371	11000-0000-11012-0000-001752-0000-00000	Approve Cash Receipts Batch; Batch No.: CR14612:Receipt No.: 000	\$13.50	\$0.00
04/30/2020	00012386	00012386	24191-0000-11012-0000-001752-0000-00000	Disbursement for Voucher: AP14816; Fund=24191	\$890.00	\$0.00
04/30/2020	00012387	00012387	24191-0000-11012-0000-001752-0000-00000	Disbursement for Voucher: AP14816; Fund=24191	\$0.00	\$890.00
04/30/2020	00012391	00012391	24191-0000-11012-0000-001752-0000-00000		\$890.00	\$0.00
04/30/2020	00012392	00012392	24191-0000-11012-0000-001752-0000-00000		\$0.00	\$890.00
04/30/2020	00012393	00012393	24191-0000-11012-0000-001752-0000-00000		\$0.00	\$890.00
04/30/2020	00012394	00012394	24191-0000-11012-0000-001752-0000-00000		\$890.00	\$0.00
04/30/2020	00012395	00012395	24191-0000-11012-0000-001752-0000-00000		\$890.00	\$0.00
04/30/2020	00012404	00012404	24191-0000-11012-0000-001752-0000-00000		\$0.00	\$890.00
04/30/2020	1234	00012369	11000-0000-11012-0000-001752-0000-00000	Mark Payroll Voucher Paid 1234	\$0.00	\$11,110.12
04/30/2020	1234	00012369	24191-0000-11012-0000-001752-0000-00000	Mark Payroll Voucher Paid 1234	\$0.00	\$190.38
04/30/2020	1236	00012367	24191-0000-11012-0000-001752-0000-00000	Mark Payroll Voucher Paid 1236	\$0.00	\$626.95
04/30/2020	1236	00012367	11000-0000-11012-0000-001752-0000-00000	Mark Payroll Voucher Paid 1236	\$0.00	\$32,380.33
Sub Total					\$294,332.64	\$149,653.66

Health Leadership High School

Bank Account Reconciliation Report (GL Reconciliation)





Accounting Cycle: FY19-20; Bank: NM Bank and Trust - Operating Acct; Bank Account: 120106281 - Operating Acct.; Statement Date: 04/30/2020; Include Unposted Transactions: No; Created On: 5/25/2020 3:09:18 PM

	Bank Reconciliation +	Outstanding	ExpectedGL -	ActualGL 1	Difference
Beginning Balance	\$2,377,918.91 +	(\$64,601.63) =	\$2,313,317.28 -	\$2,313,317.28 =	\$0.00
Deposits/Debits	\$299,055.26 +	(\$10,000.00) =	\$289,055.26 -	\$294,332.64 =	(\$5,277.38)
Withdrawals/Credits	(\$191,568.45) +	\$47,192.17 =	(\$144,376.28) -	(\$149,653.66) =	\$5,277.38
Sub Total	\$2,485,405.72	(\$27,409.46)	\$2,457,996.26	\$2,457,996.26	\$0.00

RETURN SERVICE REQUESTED

HEALTH LEADERSHIP HIGH SCHOOL
1900 RANDOLPH RD SE
ALBUQUERQUE NM 87106-4247

Managing Your Accounts

	New Mexico Bank & Trust
	Customer Care Center: 877-280-1856
	Mailing: P.O. Box 1048 Albuquerque, NM 87103-1048
	Website: www.NMB-T.com

Summary of Accounts

Account Type	Account Number	Ending Balance
BUSINESS ANALYSIS CHECKING	XXXXXX6281	\$2,485,405.72

BUSINESS ANALYSIS CHECKING-XXXXXX6281

Account Summary

Date	Description	Amount
04/01/2020	Beginning Balance	\$2,377,918.91
	8 Credit(s) This Period	\$285,495.26
	45 Debit(s) This Period	\$178,008.45
04/30/2020	Ending Balance	\$2,485,405.72

Deposits

Date	Description	Amount
04/16/2020	DEPOSIT	\$54,393.79
04/24/2020	DEPOSIT	\$332.50
		2 item(s) totaling \$54,726.29

Other Credits

Date	Description	Amount
04/01/2020	CENTRAL NM COMMU INVOICE HEALTH LEADERSHI V30248	\$500.00
04/09/2020	State of New Mex VNDR PYMT 20203	\$42,502.00
04/14/2020	APS PAYMENTS HEALTH LDRSHP CS HEALTH LDRSHP	\$184,340.94
04/20/2020	BERNALILLO COUNT DISTR_PYMT HEALTH LEADERSHIP HIGH	\$3,412.51
04/24/2020	TELLER DEPOSIT ADJ	\$0.02
04/29/2020	UNITED WAY O5494 DESIGNTION HEALTH LEADERSHIP HIGH XXHLLHLSXXX5459	\$13.50
		6 item(s) totaling \$230,768.97

BUSINESS ANALYSIS CHECKING-XXXXXX6281 (continued)**Other Debits**

Date	Description	Amount
04/06/2020	NMERB WEB PAY Health Leadership High 02430	\$25,250.90
04/06/2020	TAX_REV_CRS_ECKS TRD PMNT HEALTH LEADERSHIP HIGH XXXXX3216	\$2,839.41
04/06/2020	HEALTH LEADERSHI NMPSIA Ben HEALTH LEADERSHI AXXXXX5065	\$17,760.54
04/06/2020	HEALTH LEADERSHI Retiree HC HEALTH LEADERSHI AXXXXX5065	\$3,052.44
04/15/2020	IRS USATAXPYMT HEALTH LEADERSHIP HIGH 270050600140005	\$11,203.55
04/15/2020	HEALTH LEADERSHI Payroll HEALTH LEADERSHI 1461775065	\$32,747.04
04/21/2020	STATE OF NM DWS UI PAYMENT Health Leadership High 1993402	\$1,044.39
04/22/2020	TAX_REV_WKC_ECKS TRD PMNT HEALTH LEADERSHIP HIGH 1196207360	\$90.30
04/27/2020	DDA PUR SAMSCLUB.C SAMSCLUB.COM 888-746-7726 AR #1679	\$235.92
04/27/2020	PNM WEB_PAY HEALTH LEADERSHIP HIGH 05635526042420	\$252.21
04/30/2020	IRS USATAXPYMT HEALTH LEADERSHIP HIGH 270052174008620	\$11,300.50
04/30/2020	HEALTH LEADERSHI Payroll HEALTH LEADERSHI 1461775065	\$33,007.28

12 item(s) totaling \$138,784.48

Checks Cleared

Check Nbr	Date	Amount	Check Nbr	Date	Amount	Check Nbr	Date	Amount
3128	04/02/2020	\$44.00	3230	04/13/2020	\$644.94	3255	04/14/2020	\$172.60
3200*	04/06/2020	\$250.00	3231	04/07/2020	\$3,101.75	3258*	04/17/2020	\$800.10
3202*	04/02/2020	\$66.50	3232	04/06/2020	\$2,353.83	3259	04/15/2020	\$800.00
3211*	04/20/2020	\$410.32	3233	04/08/2020	\$62.91	3260	04/14/2020	\$645.00
3217*	04/09/2020	\$10,933.00	3234	04/06/2020	\$11,224.39	3261	04/22/2020	\$36.00
3218	04/07/2020	\$374.57	3248*	04/14/2020	\$139.00	3262	04/24/2020	\$55.00
3220*	04/02/2020	\$1,808.86	3250*	04/20/2020	\$2,966.56	3263	04/28/2020	\$87.91
3224*	04/07/2020	\$119.00	3251	04/13/2020	\$84.06	3264	04/21/2020	\$86.30
3227*	04/08/2020	\$93.05	3252	04/14/2020	\$539.38	3265	04/21/2020	\$363.78
3228	04/14/2020	\$87.91	3253	04/13/2020	\$539.38	3266	04/21/2020	\$93.05
3229	04/21/2020	\$50.00	3254	04/20/2020	\$119.00	3270*	04/29/2020	\$71.82

* Indicates skipped check number

33 item(s) totaling \$39,223.97

Daily Balances

Date	Amount	Date	Amount	Date	Amount
03/31/2020	\$2,377,918.91	04/07/2020	\$2,310,172.72	04/14/2020	\$2,523,074.43
04/01/2020	\$2,378,418.91	04/08/2020	\$2,310,016.76	04/15/2020	\$2,478,323.84
04/02/2020	\$2,376,499.55	04/09/2020	\$2,341,585.76	04/16/2020	\$2,532,717.63
04/06/2020	\$2,313,768.04	04/13/2020	\$2,340,317.38	04/17/2020	\$2,531,917.53

Health Leadership High School

Statement of Revenues and Expenditures and Change in Fund Balance

Cycle: FY19-20; Fund Class: [All]; Fund Columns: [All Non-Zero Funds]; Account Expression: [All]; Include Element Value: Yes; Revenue Element: Function; Expenditure Element: Function; Begin Date: 04/01/2020; End Date: 04/30/2020

Description	11000 - Operational	24101 - Title I - IASA	24191 - Title I - HS Redesign	27109 - Instructional Materials	31200 - Public School Capital Out	31600 - Capital Improvements HB-3	31700 - Capital Improvements SB-9	31701 - Capital Improvements SB-9	Total
0000 - Revenue/Balance Sheet	\$184,854.44	\$54,368.69	\$0.00	\$0.00	\$42,502.00	\$2,347.57	\$1,154.79	\$53.33	\$285,280.82
Total Revenue	\$184,854.44	\$54,368.69	\$0.00	\$0.00	\$42,502.00	\$2,347.57	\$1,154.79	\$53.33	\$285,280.82
0000 - Revenue/Balance Sheet	\$0.00	\$0.00	\$0.00	\$0.00	\$0.00	\$22.93	\$0.00	\$0.00	\$22.93
1000 - Instruction	\$63,270.28	\$0.00	\$2,186.08	\$464.75	\$0.00	\$0.00	\$0.00	\$0.00	\$65,921.11
2100 - Support Services-Students	\$20,885.13	\$0.00	\$0.00	\$0.00	\$0.00	\$0.00	\$0.00	\$0.00	\$20,885.13
2200 - Support Services-Instruction	\$21,007.52	\$0.00	\$890.00	\$0.00	\$0.00	\$0.00	\$0.00	\$0.00	\$21,897.52
2300 - Support Services-General Administration	\$29,820.51	\$0.00	\$0.00	\$0.00	\$0.00	\$0.55	\$11.55	\$0.53	\$29,833.14
2400 - Support Services-School Administration	\$5,474.67	\$0.00	\$0.00	\$0.00	\$0.00	\$0.00	\$0.00	\$0.00	\$5,474.67
2500 - Central Services	\$14,240.95	\$0.00	\$0.00	\$0.00	\$0.00	\$0.00	\$0.00	\$0.00	\$14,240.95
2600 - Operation & Maintenance of Plant	\$11,124.27	\$0.00	\$0.00	\$0.00	\$0.00	\$0.00	\$0.00	\$0.00	\$11,124.27
4000 - Capital Outlay	\$0.00	\$0.00	\$0.00	\$0.00	\$11,415.35	\$0.00	\$0.00	\$0.00	\$11,415.35
Total Expenditure	\$165,823.33	\$0.00	\$3,076.08	\$464.75	\$11,415.35	\$23.48	\$11.55	\$0.53	\$180,815.07
Total Other Financing Sources (Uses)	\$0.00	\$0.00	\$0.00	\$0.00	\$0.00	\$0.00	\$0.00	\$0.00	\$0.00
Excess (deficiency) of revenues and other financing sources over expenditures and other financing uses	\$19,031.11	\$54,368.69	(\$3,076.08)	(\$464.75)	\$31,086.65	\$2,324.09	\$1,143.24	\$52.80	\$104,465.75
Fund Balance, Beginning of year	\$1,231,875.43	\$0.00	(\$22,761.21)	\$0.00	(\$32,579.00)	\$309,674.57	\$1,402.08	\$212,544.20	\$1,700,156.07
Fund Balance, End of year	\$1,250,906.54	\$54,368.69	(\$25,837.29)	(\$464.75)	(\$1,492.35)	\$311,998.66	\$2,545.32	\$212,597.00	\$1,804,621.82

Health Leadership High School Balance Sheet Report

Cycle: FY19-20; Fund Class: [All]; Fund Columns: [All Funds]; Account Expression: [All]; Balance Date: 04/30/2020; Detail: No; Created On: 5/25/2020 3:36:13 PM

Description	11000	14000	21000	23000	24101	24106	24154	24190	24191	27103
11012 - Cash	\$1,819,057.75	\$26,867.36	\$0.00	\$2,382.50	(\$3,656.08)	(\$44,644.84)	(\$2,687.95)	(\$37,917.24)	(\$55,440.07)	(\$1,055.00)
Subtotal of Account Type: Asset	\$1,819,057.75	\$26,867.36	\$0.00	\$2,382.50	(\$3,656.08)	(\$44,644.84)	(\$2,687.95)	(\$37,917.24)	(\$55,440.07)	(\$1,055.00)
Subtotal of Account Group: Assets	\$1,819,057.75	\$26,867.36	\$0.00	\$2,382.50	(\$3,656.08)	(\$44,644.84)	(\$2,687.95)	(\$37,917.24)	(\$55,440.07)	(\$1,055.00)
21014 - Other Accounts Payable	\$1,899.67	\$0.00	\$0.00	\$0.00	\$0.00	\$0.00	\$0.00	\$0.00	\$0.00	\$0.00
23138 - Disability	\$155.35	\$0.00	\$0.00	\$0.00	\$0.00	\$0.00	\$0.00	\$0.00	\$0.00	\$0.00
23142 - State Income Tax	\$2,746.33	\$0.00	\$0.00	\$0.00	\$0.00	\$0.00	\$0.00	\$0.00	\$53.58	\$0.00
23143 - FICA	(\$170.64)	\$0.00	\$0.00	\$0.00	\$0.00	\$0.00	\$0.00	\$0.00	\$0.00	\$0.00
23147 - Voluntary Deductions	\$462.36	\$0.00	\$0.00	\$0.00	\$0.00	\$0.00	\$0.00	\$0.00	\$0.00	\$0.00
23148 - Direct Deposit	(\$1,899.67)	\$0.00	\$0.00	\$0.00	\$0.00	\$0.00	\$0.00	\$0.00	\$0.00	\$0.00
23154 - Medicare (Employer)	(\$39.91)	\$0.00	\$0.00	\$0.00	\$0.00	\$0.00	\$0.00	\$0.00	\$0.00	\$0.00
23224 - Education Retirement	\$24,439.79	\$0.00	\$0.00	\$0.00	\$0.00	\$0.00	\$0.00	\$0.00	\$439.02	\$0.00
23225 - Health Insurance	\$16,554.13	\$0.00	\$0.00	\$0.00	\$0.00	\$0.00	\$0.00	\$0.00	\$0.00	\$0.00
23226 - Unemployment Insurance	\$1,690.01	\$0.00	\$0.00	\$0.00	\$57.23	\$32.16	\$0.00	\$42.36	\$5.82	\$0.00
23227 - Workers Comensation	\$25.03	\$0.00	\$0.00	\$0.00	\$0.00	\$0.00	\$0.00	\$0.00	\$0.00	\$0.00
23245 - Retiree Health Care	\$3,000.92	\$0.00	\$0.00	\$0.00	\$0.00	\$0.00	\$0.00	\$0.00	\$53.00	\$0.00
Subtotal of Account Type: Liability	\$48,863.37	\$0.00	\$0.00	\$0.00	\$57.23	\$32.16	\$0.00	\$42.36	\$551.42	\$0.00
32300 - Unreserved Fund Balance	\$1,231,875.43	\$24,997.60	(\$6,874.62)	\$2,857.50	\$0.00	\$0.00	\$0.00	(\$26,881.47)	(\$22,761.21)	\$0.00
Net Increase/Decrease	\$538,318.95	\$1,869.76	\$6,874.62	(\$475.00)	(\$3,713.31)	(\$44,677.00)	(\$2,687.95)	(\$11,078.13)	(\$33,230.28)	(\$1,055.00)
Subtotal of Account Type: Fund Balance/Retained Earnings	\$1,770,194.38	\$26,867.36	\$0.00	\$2,382.50	(\$3,713.31)	(\$44,677.00)	(\$2,687.95)	(\$37,959.60)	(\$55,991.49)	(\$1,055.00)
Subtotal of Account Group: Liabilities/Fund Balance	\$1,819,057.75	\$26,867.36	\$0.00	\$2,382.50	(\$3,656.08)	(\$44,644.84)	(\$2,687.95)	(\$37,917.24)	(\$55,440.07)	(\$1,055.00)

Description	27107	27109	27189	29102	29114	31200	31600	31700	31701	Total
11012 - Cash	\$0.00	\$22,603.53	\$22.94	\$92,952.92	\$7,154.61	(\$42,502.00)	\$412,041.90	\$2,545.32	\$260,270.61	\$2,457,996.26
Subtotal of Account Type: Asset	\$0.00	\$22,603.53	\$22.94	\$92,952.92	\$7,154.61	(\$42,502.00)	\$412,041.90	\$2,545.32	\$260,270.61	\$2,457,996.26
Subtotal of Account Group: Assets	\$0.00	\$22,603.53	\$22.94	\$92,952.92	\$7,154.61	(\$42,502.00)	\$412,041.90	\$2,545.32	\$260,270.61	\$2,457,996.26
21014 - Other Accounts Payable	\$0.00	\$0.00	\$0.00	\$0.00	\$0.00	\$0.00	\$0.00	\$0.00	\$0.00	\$1,899.67
23138 - Disability	\$0.00	\$0.00	\$0.00	\$0.00	\$0.00	\$0.00	\$0.00	\$0.00	\$0.00	\$155.35
23142 - State Income Tax	\$0.00	\$0.00	\$0.00	\$0.00	\$0.00	\$0.00	\$0.00	\$0.00	\$0.00	\$2,799.91
23143 - FICA	\$0.00	\$0.00	\$0.00	\$0.00	\$0.00	\$0.00	\$0.00	\$0.00	\$0.00	(\$170.64)
23147 - Voluntary Deductions	\$0.00	\$0.00	\$0.00	\$0.00	\$0.00	\$0.00	\$0.00	\$0.00	\$0.00	\$462.36
23148 - Direct Deposit	\$0.00	\$0.00	\$0.00	\$0.00	\$0.00	\$0.00	\$0.00	\$0.00	\$0.00	(\$1,899.67)
23154 - Medicare (Employer)	\$0.00	\$0.00	\$0.00	\$0.00	\$0.00	\$0.00	\$0.00	\$0.00	\$0.00	(\$39.91)
23224 - Education Retirement	\$0.00	\$0.00	\$0.00	\$0.00	\$0.00	\$0.00	\$0.00	\$0.00	\$0.00	\$24,878.81
23225 - Health Insurance	\$0.00	\$0.00	\$22.94	\$0.00	\$0.00	\$0.00	\$0.00	\$0.00	\$0.00	\$16,577.07
23226 - Unemployment Insurance	\$0.00	\$0.00	\$0.00	\$0.00	\$0.00	\$0.00	\$0.00	\$0.00	\$0.00	\$1,827.58
23227 - Workers Comensation	\$0.00	\$0.00	\$0.00	\$0.00	\$0.00	\$0.00	\$0.00	\$0.00	\$0.00	\$25.03
23245 - Retiree Health Care	\$0.00	\$0.00	\$0.00	\$0.00	\$0.00	\$0.00	\$0.00	\$0.00	\$0.00	\$3,053.92
Subtotal of Account Type: Liability	\$0.00	\$0.00	\$22.94	\$0.00	\$0.00	\$0.00	\$0.00	\$0.00	\$0.00	\$49,569.48
32300 - Unreserved Fund Balance	(\$2,769.00)	\$0.00	\$0.00	\$90,688.33	\$8,584.61	(\$32,579.00)	\$309,674.57	\$1,402.08	\$212,544.20	\$1,790,759.02
Net Increase/Decrease	\$2,769.00	\$22,603.53	\$0.00	\$2,264.59	(\$1,430.00)	(\$9,923.00)	\$102,367.33	\$1,143.24	\$47,726.41	\$617,667.76
Subtotal of Account Type: Fund Balance/Retained Earnings	\$0.00	\$22,603.53	\$0.00	\$92,952.92	\$7,154.61	(\$42,502.00)	\$412,041.90	\$2,545.32	\$260,270.61	\$2,408,426.78
Subtotal of Account Group: Liabilities/Fund Balance	\$0.00	\$22,603.53	\$22.94	\$92,952.92	\$7,154.61	(\$42,502.00)	\$412,041.90	\$2,545.32	\$260,270.61	\$2,457,996.26